

SweCTRL-Mini: a data-transparent Transformer-based large language model for controllable text generation in Swedish

Dmytro Kalpakchi^{1*} and Johan Boye¹

^{1*}Division of Speech, Music and Hearing, KTH Royal Institute of
Technology, Lindstedtsvägen 24, Stockholm, 10044, Sweden.

*Corresponding author(s). E-mail(s): dmytroka@kth.se;
Contributing authors: jboye@kth.se;

Abstract

We present SweCTRL-Mini, a large Swedish language model that can be used for inference and fine-tuning on a single consumer-grade GPU. The model is based on the CTRL architecture by [Keskar, McCann, Varshney, Xiong, and Socher \(2019\)](#), which means that users of the SweCTRL-Mini model can control the genre of the generated text by inserting special tokens in the generation prompts. SweCTRL-Mini is trained on a subset of the Swedish part of the mC4 corpus and a set of Swedish novels. In this article, we provide (1) a detailed account of the utilized training data and text pre-processing steps, to the extent that it is possible to check whether a specific phrase/source was a part of the training data, and (2) an evaluation of the model on both discriminative tasks, using automatic evaluation methods, and generative tasks, using human referees. We also compare the generative capabilities of the model with those of GPT-3. SweCTRL-Mini is fully open and available for download.

Keywords: Language model, Natural Language Processing, Text generation, Transformers, Neural Networks, Swedish, Computational linguistics, Evaluation

1 Introduction

Models based on a Transformer architecture ([Vaswani et al., 2017](#)) have made a substantial impact in Natural Language Processing (NLP), especially for English, and are being used for many discriminative and generative tasks ([Lin, Wang, Liu, & Qiu,](#)

2022; Tay, Dehghani, Bahri, & Metzler, 2022). In this article, we are in particular interested in models capable of solving generative tasks. While the landscape of such models becomes broader for Swedish (as detailed in Section 2), the existing models lack two things:

- a detailed account of the utilized training data and text pre-processing steps, to the extent that it is possible to check whether a specific phrase/source was a part of the training data and if so, in what context;
- an evaluation of *generative* models on *generative* tasks, going beyond automatic evaluation metrics.

Furthermore, the trend in Swedish NLP (and in NLP in general) is to make generative models larger and larger, to the extent that inference is impossible on a single GPU¹.

In this article we attempt to provide a fresh perspective and introduce SweCTRL-Mini, a Transformer-based model for Swedish, allowing **both inference and fine-tuning on a single GPU!** On top of that, we fully disclose our training data and exact pre-processing steps, and provide an interface for searching 13-grams of our model’s training data, and URLs for pages included in the training data². The links to the source code, the SweCTRL-Mini model, and all accompanying resources are available at <https://github.com/dkalpakchi/SweCTRL-Mini>.

2 Related work

In recent years, the Swedish NLP community has produced a number of Transformer-based models. Those aimed at solving the discriminative tasks include BERT-based models, more specifically:

- Malmsten, Börjesson, and Haffenden (2020) produced Swedish versions of BERT (Devlin, Chang, Lee, & Toutanova, 2019), ALBERT (Lan et al., 2019), and ELECTRA (Clark, Luong, Le, & Manning, 2020);
- Swedish versions^{3,4} of ROBERTA (Liu et al., 2019)

The models aimed at generative tasks were more scarce and included:

- Ekgren et al. (2022) demonstrated early attempts at a Swedish version of GPT-3 (Brown et al., 2020), called GPT-SW3.
- a Swedish version⁵ of GPT-2 (Radford et al., 2019);

There have also been attempts at training a Swedish model⁶ based on T5 (Raffel et al., 2020), which have been shown to perform well for both discriminative and generative tasks for English.

¹This seems to be the case with most of the yet unpublished GPT-SW3 models <https://www.ai.se/en/node/81535/gpt-sw3>

²Guaranteed to be available online until 30 April 2024, the scripts to host such instance on your own premises are available at the associated GitHub repository.

³<https://huggingface.co/flax-community/swe-roberta-wiki-oscar>

⁴<https://huggingface.co/birgermoell/roberta-swedish-scandi>

⁵<https://huggingface.co/birgermoell/swedish-gpt>

⁶<https://huggingface.co/birgermoell/t5-base-swedish>

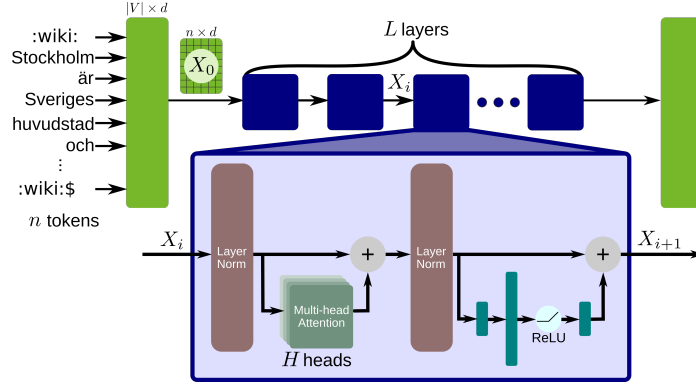


Fig. 1: The architecture of SweCTRL-Mini

In addition, there have also been attempts to use and evaluate Swedish discriminative models for generative tasks (Kalpakchi & Boye, 2021), and vice versa (Ekgren et al., 2022).

3 Method

The architecture of SweCTRL-Mini, shown in Figure 1, is structurally fully based on the CTRL model (Keskar et al., 2019). The idea behind CTRL is to be able to steer the genre of the generated text by using special control codes as 1-token prompts. We will refer to these codes as *opening control codes* (OCC). For instance, one could simply provide the OCC *Wikipedia* (or `:wiki:` for SweCTRL-Mini) to get a text that looks like a Wikipedia article. One could expand the prompt by providing the beginning of the article, e.g., “Stockholm is”. Depending on which OCC is put before the words “Stockholm is”, the genre/style of the generated text should change accordingly.

Compared to the original Transformer model (Vaswani et al., 2017), it is worth highlighting the following differences in the CTRL architecture:

- larger number of heads ($H = 16$ instead of 8);
- deeper network ($L = 48$ Transformer blocks instead of 6/12);
- tied token embeddings and final output embeddings;
- larger vocabulary ($|V| = 256000$ tokens instead of more widespread 50000);
- smaller context window ($n = 256$ tokens instead of more widespread 512/1024).

For the purpose of this work, we have relied on the implementation of the CTRL model in the Huggingface Transformers library (version 4.20.1) using PyTorch backend (version 1.12.1).

In order to fulfill our goal of being able to fine-tune on a single GPU, we have *halved* the hidden layer dimensions compared to the original CTRL implementation, more specifically: model dimension $d = 640$, and inner dimension $f = 4096$. These changes make the total number of trainable parameters in SweCTRL-Mini roughly a third of that of the original English CTRL (something which is also beneficial due to having substantially less training data than for the original model).

Another notable difference is that in addition to the opening control codes (OCC), used by Keskar et al. (2019) to signify different domains (and thus style) of text, we have also added *ending control codes* (ECC) to have an indicator of when the model has finished generating text in the given genre. This also allows us to check if the model starts to mix genres, in the case when the sequence starts with an OCC for one genre but ends with an ECC for another genre (see more in Section 5.3). Note that both OCC and ECC were included in the vocabulary (and thus token embeddings) in addition to the already present 256000 tokens.

We have trained our model on a node of BerzeLiUs cluster (within the projects Berzelius-2022-161 and Berzelius-2022-169), equipped with 8 NVIDIA A100 GPUs with 40GB of VRAM each. We have used exactly the same hyper-parameters for training as Keskar et al. (2019), except for setting a global batch size (across GPUs) of 128, instead of the original 1024, due to the constraints in VRAM. The training process took approximately one month and required 181.38 exaFLOPS (1.8138×10^{20} FLOPS). In total both training and experimentation towards the final version of our model required 11907.6 GPU-hours.

4 Data

For training we have used 2 data sources: the Swedish part of mC4 (Xue et al., 2021) and texts from Project Runeberg⁷. In both cases, however, we have chosen only a subset of data following a number of filtering procedures. These procedures were put in place to ensure data quality to the greatest extent possible given the limited time resources we had at our disposal. Furthermore, we have also applied a number of automatic categorization procedures to classify each text into one of the categories described in Section 4.1. Both kinds of procedures are described in detail in the associated technical note (Kalpakchi, 2023, Section 1). Furthermore, 13-grams (and their substrings) from the training data are searchable through an online interface⁸, as well as the URLs of the web pages included in the part of the mC4 corpus that was used as training data. The found results are accompanied by the category that a text of a specific 13-gram (URL) was assigned to, and whether this category was automatically or manually assigned.

4.1 Control codes

The 37 content categories specified in Table 1 were used as control codes when training the SweCTRL-Mini model. The distribution of the training data among the categories and their corresponding control codes is shown in Table 1. The categories in **bold** from this table are later referred to as *major* categories, whereas all the other are referred to as *minor*.

One of the original categories, *blogs/tech* have been completely filtered out by our automatic filtering and categorization procedures (something we didn’t notice until after having trained the model). However, the category was also assigned OCC and ECC (and the respective trainable embeddings), hence we keep it both in Table 1 and

⁷<http://runeberg.org/>

⁸Link is available in the associated GitHub repository.

in all further analysis to test the behavior of the model on the “untrained” control codes. We will refer to this category as *orphan*.

5 Model selection

Selecting a model includes two decisions: choosing a version of the model from the training (a so-called *checkpoint*) (Section 5.2), and deciding on the default hyperparameters for the generation process (Section 5.3).

5.1 Estimating dataset overlap

A cornerstone of evaluation is that only data unseen during training should be used as test data. If the training corpora include a lot of text, there is a higher risk that substantial portions of texts overlap between the training and evaluation corpora.

To get an insight into this issue, we attempted to estimate the overlap between the texts in each evaluation dataset D and texts from the training data T . In order to do this, we simply counted the frequency $O_{D,T,F}^k$ of k -grams being present both in D and T at a certain frequency threshold F , as follows:

$$O_{D,T,F}^k = \frac{|ng_k : ng_k \in D \wedge tf_{T,ng_k} \geq F|}{|ng_k : ng_k \in D|} \cdot 100\%$$

For the brevity of notation, we will omit D and T and denote $O_{D,T,F}^k$ as O_F^k .

In order to choose a checkpoint, we have calculated what perplexity the model assigns to texts from 4 datasets: the training sets of UD-LinES (Ahrenberg, 2007), UD-Talbanken (Nivre & Megyesi, 2007), SweQUAD-MC (Kalpakchi & Boye, 2021), and the validation set of the Swedish part of mC4 (subject to the same filtering as the training set and thus denoted as mC4*). Note that we have used the training sets of the 3 datasets effectively as validation sets for SweCTRL-Mini, simply because the training sets include more text. Also note that *none* of these datasets were in our training data explicitly; however, the texts could still be similar, which could result in an unfair advantage. In order to check that, we have reported the sizes of the overlaps between each of the 4 aforementioned datasets and the training set of SweCTRL-Mini in Table 2, for 7-grams and 13-grams respectively.

5.2 Perplexity

Perplexity was calculated using the sliding window approach⁹:

$$\widetilde{PP}_w = \exp \left\{ -\frac{1}{T} \sum_{i=0}^T \ln p(x_i | x_{i-w:i-1}) \right\} \quad (1)$$

The results are reported in Figure 2. Note that when \widetilde{PP}_w on the dataset D decreases, so does the cross-entropy loss on D . Hence, perplexity on the validation set is effectively

⁹<https://huggingface.co/docs/transformers/perplexity>

Category	Documents	Tokens	Characters
news	1 629 526	635 179 726	4 060 209 799
wiki	412 421	151 181 708	1 095 556 624
news/sport	358 016	149 461 664	903 154 064
forum	316 664	212 420 326	1 244 181 506
blogs	297 258	205 834 053	1 179 533 133
news/pressrelease	277 017	88 914 953	621 764 444
ads	260 959	84 948 629	587 084 926
news/opinion	221 010	113 723 324	730 484 523
news/culture	150 241	66 817 491	419 183 009
admin	136 495	169 036 110	1 185 927 529
news/economy	76 421	26 637 789	174 005 712
debate	67 831	68 290 441	468 393 340
info/medical	42 952	18 829 692	122 089 820
info	34 035	12 650 622	82 901 241
news/tech	30 004	8 083 200	49 342 576
review	24 017	11 614 089	71 752 874
info/travel	21 528	7 713 750	46 624 552
forum/law	20 982	13 007 375	79 398 374
news/lifestyle	20 978	13 022 322	78 661 676
blogs/sport	13 134	9 613 961	58 007 976
info/lifestyle	13 056	5 780 355	35 801 351
news/sustainability	12 975	3 951 222	26 320 596
forum/sport	12 649	9 747 421	56 947 940
forum/tech	12 286	4 899 979	30 984 736
news/travel	10 118	6 555 937	41 146 765
info/business	8 793	4 649 150	28 408 960
news/politics	7 683	1 870 196	12 544 739
news/science	7 295	2 849 480	17 981 928
news/food	5 893	2 415 800	14 831 815
forum/travel	3 844	1 632 462	10 272 658
news/fashion	3 278	1 665 669	9 610 223
news/weather	841	477 327	2 928 822
blogs/economy	672	343 747	2 214 424
forum/economy	340	329 584	2 051 113
<i>literature</i>	297	1 992 736	12 274 721
simple	25	9 618	56 865
blogs/tech	0	0	0

Table 1: Distribution of training data by category/control code. The categories in **bold** are referred to as *major* categories, whereas all the other are referred to as *minor*. The category in *italics*, literature, was the only one trained on data from Project Runeberg. All other categories were trained on mC4.

Dataset	$N_{<7}$	7-grams			$N_{<13}$	13-grams		
		O_1^7	O_{10}^7	O_{100}^7		O_1^{13}	O_{10}^{13}	O_{100}^{13}
mC4* (v)	0.4%	15.86%	2.55%	0.99%	0.8%	9.93%	0.99%	0.39%
UD-T (tr)	18.8%	1.35%	0.23%	0.03%	50.6%	0.03%	0%	0%
UD-L (tr)	17.3%	1.16%	0.15%	0.02%	46.1%	0.09%	0%	0%
S-MC (tr)	0%	6.82%	5.51%	0.07%	0%	3.18%	0.04%	0%

Table 2: Overlap in 7-grams and 13-grams between the training set of SweCTRL-Mini and the specified split of each dataset. $N_{<7}$ ($N_{<13}$) corresponds to the proportion of texts shorter than 7 (13) tokens, all O_*^7 (O_*^{13}) metrics are proportions of the texts longer than 7 (13) tokens, out of $|D| - N_{<7}$ ($|D| - N_{<13}$)

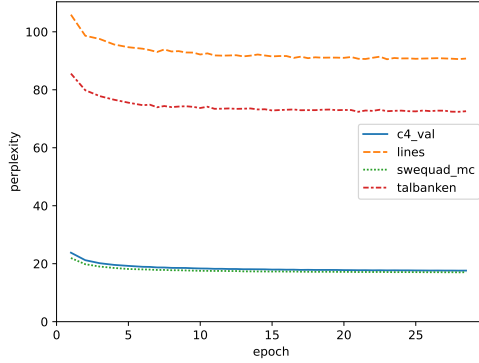


Fig. 2: Perplexity PP_w of the 52 different SweCTRL-Mini checkpoints

a proxy to the validation loss and can therefore be used to track overfitting. For all 4 datasets, there is a weak decreasing trend in perplexities, suggesting that the model has not overfitted to the training data. After about the 15th epoch, the perplexity has more or less plateaued with very slight variations in values. Such small differences can be dataset-specific, and a slightly lower perplexity (a difference in the order of 0.01) does not necessarily entail a better checkpoint. Because of this observation, we chose to use the last available checkpoint for all further experiments.

5.3 Search for generation hyper-parameters

SweCTRL-Mini, as the original CTRL, is an autoregressive model using left-to-right generation, meaning that text generation happens one token at a time. The generated words are decided based on the softmax distribution for the next token provided by the model. The established way of generating a new token is to sample from this distribution, notably to avoid generating text in a loop, a phenomenon we will refer to as *sampling loops*. Sampling can be performed in a multitude of ways, where the resulting distribution is tweaked via *generation hyper-parameters* to increase/decrease certain probabilities or to limit the number of tokens considered for selection. In this

paper, we attempted to perform a systematic search through some of these hyper-parameters, specifically temperature $T \in (0, 1]$, repetition penalty $r \in [1, 2]$ (Keskar et al. (2019)), and the nucleus threshold $p \in [0.7, 1]$ (Holtzman, Buys, Du, Forbes, and Choi (2019)).

To investigate which hyper-parameter settings work best for SweCTRL-Mini, we have employed a grid search over generation hyper-parameters in *pairs*: (p, r) , and (T, r) . The rationale behind such hyper-parameter pairing is that p and T attempt to achieve the same goal: denying sampling of highly improbable tokens (with a varying definition of “highly improbable”). On the other hand, r has a different goal: prevent sampling loops, and, as a by-product, increase lexical diversity. We have evaluated the results of the grid search using the following automatic metrics:

1. **Presence of ECC.** The idea with ECC is that SweCTRL-Mini should learn how to start and end texts in each genre appropriately. Hence, when the OCC and ECC do not match, this might potentially indicate a topic/genre shift, which is undesirable.
2. **Size of sampling loops.** We have calculated the number of contiguously repeating phrases (up to the length of 5 tokens). Evidently, no such phrases are desirable at all, except, if for the case when *all* repeated tokens are numerals (such as “22” being tokenized as double “2”), which was excluded from the analysis.
3. **Number of generated tokens.** There are no clear-cut rules for this metric, but our goal was to get as large a variance as possible in this category, to be able to generate texts of varying lengths.
4. **BLEU-4**, introduced by Papineni, Roukos, Ward, and Zhu (2002). Here, we actually aim for a BLEU-4 score that is as low as possible, in order to maximize the lexical diversity of the generated texts.

A detailed account of the methodology and results of the grid search is provided in the technical note (Kalpakchi, 2023, Section 3). To summarize the results, we observed the following trends:

- the larger the repetition penalty r , the larger the variance in the lengths of generated texts, up until some value r' after which the variance remains more or less constant;
- if there is no repetition penalty ($r = 1.0$), the model tends to produce a substantial number of repeated phrases (up to length of 5);
- fully duplicated texts are extremely rare (except when $T = 0$, which corresponds to deterministic argmax-generation, where it is fully expected);
- most texts either do not reach any control code, or reach the correct ending control code, except for categories “Literature” and “Simple”, indicating that the model is most probably incapable of generating texts without topic/style shifts in these categories.

Additionally, we observed that no combination of sampling hyper-parameters dominates the others according to our automatic evaluation metrics. The combinations that seem to perform well across most categories are **M1**: $r = 1.6, p = 0.8$, and **M2**: $r = 1.4, p = 0.9$. In addition, we also deem **M3**: $r = 1.0, p = 0.9$ interesting, although **M3** does not perform favorably on our automatic metrics. However, our decisions so far have been based on automatic metrics, and one of the ways to validate them is to

conduct human evaluation on both well- and not-so-well-performing combinations of generation hyper-parameters.

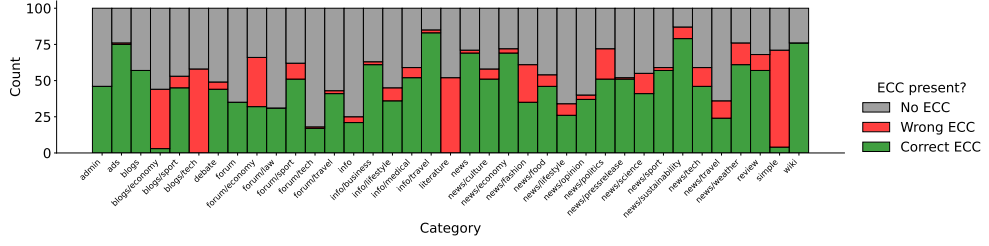
Before proceeding with human evaluation for these combinations (see Section 6), we conducted a further automatic evaluation for the minor categories to inform our category selection for human evaluation. We have conducted the same kind of analysis as for major categories in subplots (a) - (d) in Figures 3, 4, and 5 for M1, M2, and M3, respectively. Additionally, we have looked at the 13-gram overlap between the generated texts and the training data of SweCTRL-Mini in Figure 6.

We first look at the orphan category, *blogs/tech*, and immediately notice a substantial amount of wrong ECC across the board (expected, as the model turned out not to have any training data in this category). To investigate this further we have plotted the confusion matrices for ECC in Figures 7, 8, and 9 for M1, M2, and M3 respectively. We observed that the two most popular ECCs for *blogs/tech* are *wiki*, and *blogs* across all hyper-parameter configurations. While *blogs* is a semantic supercategory of *blogs/tech*, such ECC generation is most probably coincidental. Additionally, we noticed that texts in *blogs/tech* have substantially more sampling loops for M3, indicating that the unknown control codes might make the model more conservative in its predictions, i.e., finding “safe” predictions and repeating them.

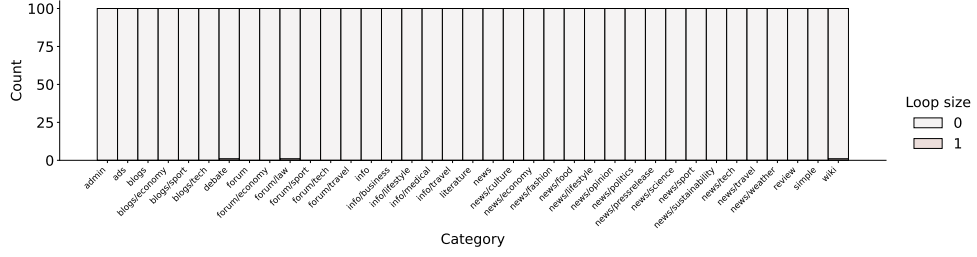
Moving to the categories with training data, the most problematic minor category in terms of wrong ECC is *blogs/economy*, accompanied by the major categories of *literature* and *simple*. We also note that the larger the repetition penalty, the more cases of an erroneous ECC we observed (which is perhaps not surprising). Looking at the ECC confusion matrices, the most frequently used ECC for *blogs/economy* is *news/economy*, which might be an indication that these two categories were quite similar in our training data (and/or that our automatic classifier might not have distinguished these two categories well). On the other hand, the major category *simple* was most often confused with *info/medical* across the board. At the same time, *literature* was most frequently confused with *blogs* or *news/opinion* for M1 and M2, and with *review* for M3.

Regarding sampling loops, as expected, both M1 and M2 decreased their amount substantially across the board (see Figures 3b and 4b respectively). For texts sampled using M3, the number of sampling loops was substantially higher. Specifically, we observed many sampling loops for the minor categories *forum/economy*, *info/business*, *news/tech*, *news/food*, *forum/travel*, *forum/sport*.

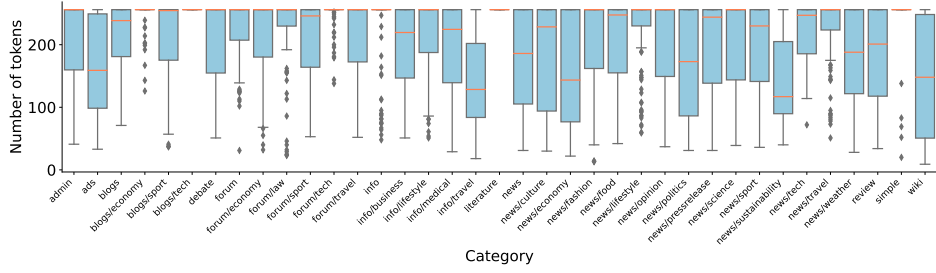
Most of the time, we observed the generated texts to be lexically diverse (low BLEU-4 scores), having almost no overlap with training data. A few cases when the texts were more lexically similar to each other included texts for *info/travel* with M1 (see Figure 3d), for *literature* and *wiki* with M2 (see Figure 4d). In all these cases the texts are *occasional outliers*. For M3, the number of lexically similar texts is larger, especially for *blogs/tech*, *info/medical*, *info/travel*.



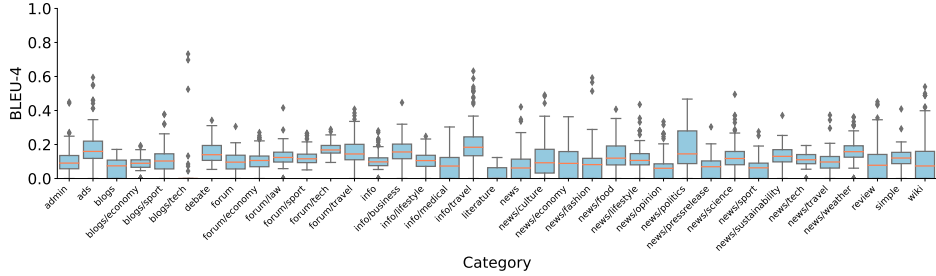
(a) the endings of the generated texts



(b) the sampling loop size (up to 5 tokens)

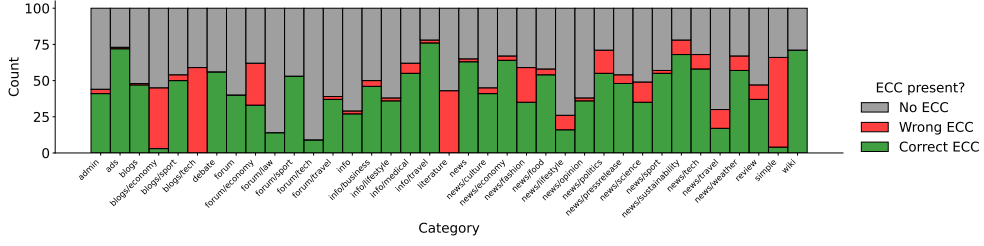


(c) the number of generated tokens

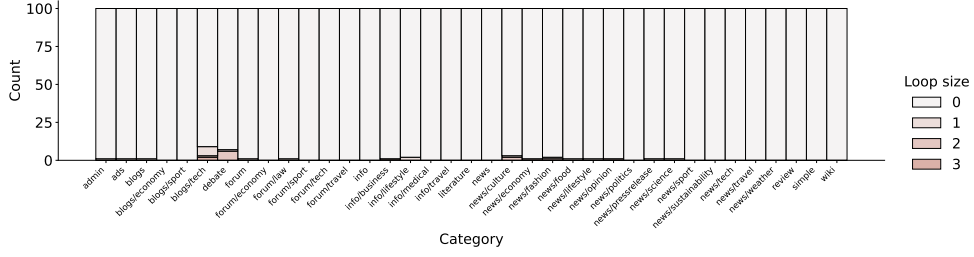


(d) BLEU-4 scores for sampled texts within each category (the lower, the better)

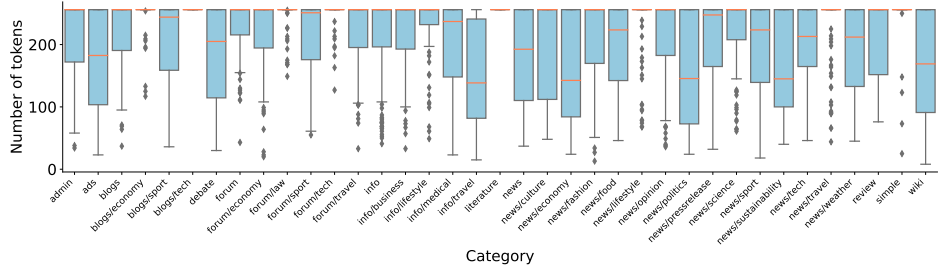
Fig. 3: Automatic metrics for the generated texts using M1 ($r = 1.6$, and $p = 0.8$)



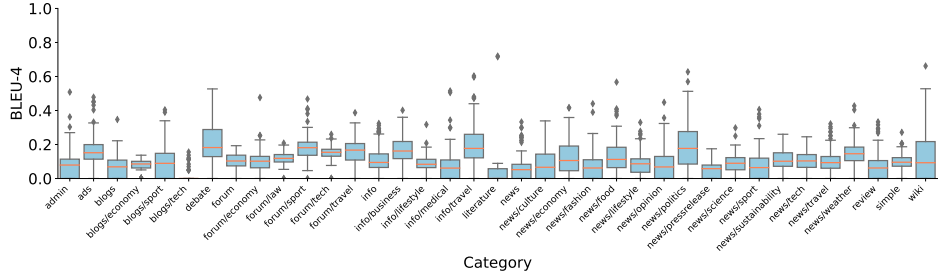
(a) the endings of the generated texts



(b) the sampling loop size (up to 5 tokens)

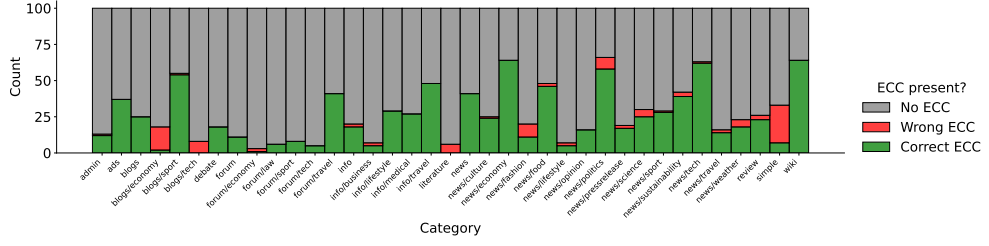


(c) the number of generated tokens

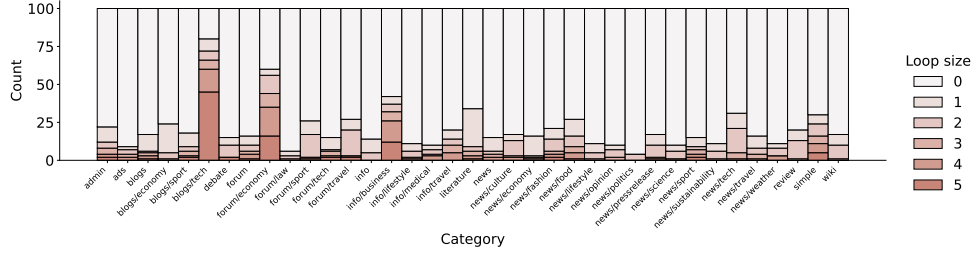


(d) BLEU-4 scores for sampled texts within each category (the lower, the better)

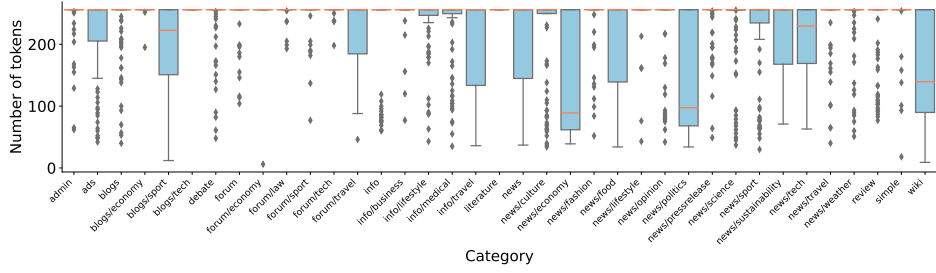
Fig. 4: Automatic metrics for the generated texts using M2 ($r = 1.4$, and $p = 0.9$)



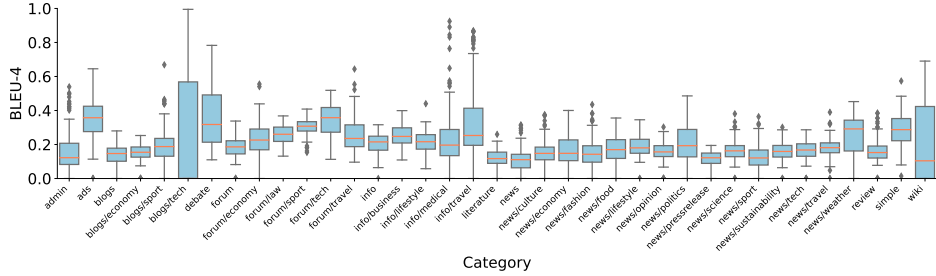
(a) the endings of the generated texts



(b) the sampling loop size (up to 5 tokens)



(c) the number of generated tokens



(d) BLEU-4 scores for sampled texts within each category (the lower, the better)

Fig. 5: Automatic metrics for the generated texts using M3 ($r = 1.0$, and $p = 0.9$)

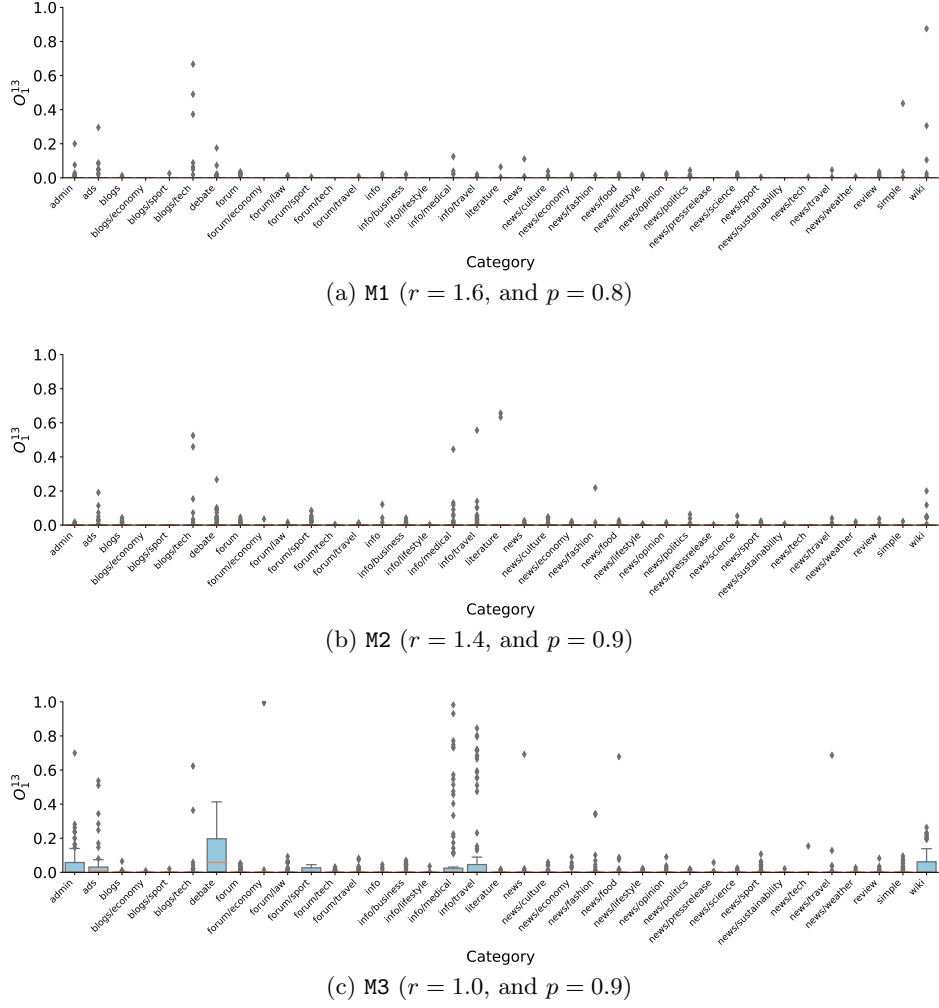
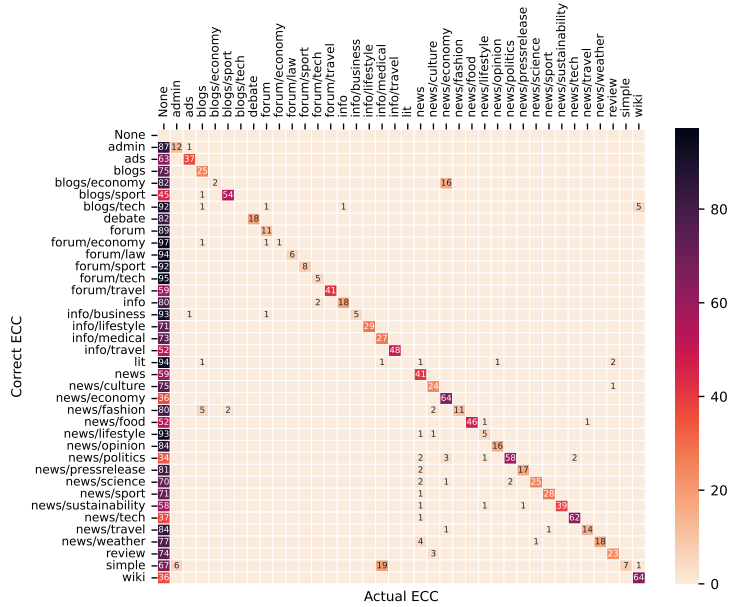


Fig. 6: Box plots (with 1.5 IQR whiskers) showing 13-gram overlap O_1^{13} between the produced texts for each category and SweCTRL’s training data (the lower, the better)

The 13-gram overlap between the generated texts and the training data is low for all hyper-parameter combinations, as reported in Figure 6. Some categories include a small number of outlier texts with a substantial overlap: text for *wiki* with M1, *literature*, *info/travel*, and *info/medical* with M2, as well as *forum/economy*, *info/medical* and *info/travel* for M3. We note that, in general, the overlap is somewhat higher for M3, especially for *info/medical* and *info/travel*. However, this is accompanied by relatively high BLEU-4 scores (see Figure 5d), which is an indication that the model generates slight variations of the same text, which happens to overlap with the training data. Note that a similar range of BLEU-4 scores is observed for *wiki*, but the overlap with



the training data for this category is much lower for M3, which might indicate that the “default” text the model generates for this category happens to be different enough from texts in the training data by chance.

The texts of potentially relatively good quality, but with a possibility of high training data overlap include texts from the categories *info/medical*, *info/travel*, *wiki*. The texts in all other categories could be of good quality and warrant further investigation.

We have conducted a small-scale human evaluation aimed at answering the following questions:

6.1 Text selection

In order to answer the above questions, we have selected categories meant to include texts written by a single author. When selecting these categories, we have created 3 buckets depending on the number of training documents in that category: (1) more than 1M, (2) between 100K and 1M, (3) between 0 and 100K. Then we have chosen a major and a minor category from each of these buckets (if possible), taking into account the insights from automatic evaluation. The final selection of categories included (with buckets specified in parentheses):

- 4 major: news (1), wiki (2), ads (2), and review (3);
- 4 minor: news/sport (2), blogs/sport (3), news/travel (3), and info/travel (3).

For each of these categories we have devised prompts of 3 types, coded as follows:

- **names**, talking about people/objects with previously unseen names;
- **future**, talking about events happening in future compared to the time of writing this article (later than 2023);
- **existing**, taking a beginning of the textual material from the training data of SweCTRL-Mini for the given category.

The rationale behind the first two prompt types was to let the model generate text in domains that have most probably not been included in its training data (although one can not be sure with closed-source models such as GPT-3). For these two types, we have devised 1 prompt for each. The reason for including the last prompt type was to get an indication of overfitting. We have devised 2 prompts for this type, bringing the total number of prompts per each tested category to 4.

We sampled 3 times for each pair of prompt (one of 4 types mentioned above) and set of hyper-parameters (one of M1, M2, or M3 for SweCTRL-Mini, or the default set of hyper-parameters for GPT-3, described in Appendix A). Hence, in total, $8 \cdot 4 \cdot 3 \cdot 4 = 384$ texts were subject to human evaluation.

6.2 Setup

The English translation of the guidelines is provided in Figure 10, and the original guidelines in Swedish are provided in the technical note (Kalpakchi, 2023, Section 4). To give a brief summary, we asked human judges to find specific kinds of errors, and mark only the first occurrence of each kind in the text (if they occur). The types of errors we were interested in are: (1) stylistic errors, (2) topic shifts, (3) grammatical errors, (4) vocabulary errors, and (5) factual errors. Additionally, the annotators had access to a free-text field, where they could specify any other kinds of errors.

The evaluation was performed by 2 annotators (ourselves) using the instance of Textinator (Kalpakchi & Boye, 2022) as the annotation tool. The total of 384 texts were divided equally on a per-prompt basis. The texts were split in groups, such that the texts in one group were generated for one prompt by all given models. The order of texts within each group was randomized and we did not know which text belonged to which model. The order of groups was also randomized. In order to recover the model information, we generated a separate key file, which we did not access until we were

done annotating. The annotation was done using an iterative process (annotating – discussing issues – re-annotating) and all annotations will be made publicly available in the associated GitHub repository, in addition to the supplied analysis.

6.3 Results

Recall that 384 texts were subject to human evaluation for all 4 models, making it 96 texts per model. As reported in Figure 11, 55 out of 96 texts (57.29%) produced by GPT-3 were error-free, which is substantially more texts with no errors compared to all versions of SweCTRL-Mini. Among the versions of SweCTRL-Mini, the best model was using hyper-parameters from M3 (contrary to automatic evaluation) and managed to generate only 12 error-free texts (12.5%), which is still substantially larger than the other versions of SweCTRL-Mini.

Looking closely at the distribution of the number of error kinds per category in Figure 12, we observed that the only category where texts produced by GPT-3 and SweCTRL-Mini had a comparable number of errors is the category *ads* for M3. We also note that the larger the repetition penalty r , the more error kinds have been found by human judges. Similar trends could be observed per prompt type in Figure 13.

Looking closer at the specific kinds of errors, we have divided the errors into two categories: *main* (explicitly specified by the guidelines) and *other* (the ones distilled from the text field comments). The per-category distribution of the main error kinds is presented in Figure 14 (note that one text can have more than 1 error kind). We observed a number of trends:

- texts produced by GPT-3 did not have any stylistic errors or topic shifts;
- the number of stylistic errors and topic shifts increased with the repetition penalty r for SweCTRL-Mini;
- all versions of SweCTRL-Mini had substantially more factual errors than GPT-3, except for the category *wiki*, where they were roughly equal;
- the number of grammatical errors was comparable between GPT-3 and SweCTRL-Mini using M3, while substantially larger for M1, and M2;
- the number of vocabulary errors was the lowest for SweCTRL-Mini using M3 followed by GPT-3, M2, and M1.

Similar trends are observed in the per-prompt-type distribution of main error kinds, shown in Figure 16. Here we note that most topic shifts happened for the prompts related to the future for M3, and were much rarer for the other prompt types. The other two versions of SweCTRL-Mini (with $r > 1$) had comparable numbers of topic shifts across the board.

The distribution of the other error kinds is presented in Figure 15 per category and in Figure 17 per prompt type (note that one text can have more than 1 error kind). We observed a number of trends:

- Almost no texts produced by GPT-3 had any additional specified problems, except one formatting error. By contrast, formatting errors were the largest identified kind of problem for SweCTRL-Mini;

Thank you for your help! You will see a bunch of texts (one at a time). The author of each text has been instructed to perform a specific task, for instance:

Write a blog post starting with a phrase "Stockholm is best at"

All tasks were of the same kind: the writer was asked to write a text in a specific genre (blog post in the example above), which starts with a specific starting phrase ("Stockholm is best at" in the example above).

YOUR TASK is to review texts and find the following kinds of errors (if any):

1. **stylistic errors**, when the student wrote in a different genre, for instance, a Wikipedia article, instead of a blog post.
2. **Topic shifts**, when the text is largely unrelated to the starting phrase.
3. **Grammatical errors**, when there are mistakes in spelling ("*Sockholm is the capital of Sweden*"), word order ("*Have done you your homework?*"), or wrong inflection ("*I will go to the cinema for two days ago*").
4. **Vocabulary errors**, when the writer used a word/expression in a wrong way (for instance, "*The Earth jumps around The Sun*", or "*Clapping with my arms is so fun!*").
5. **Factual errors**, when the writer stated facts, which constitute general knowledge, in a wrong way (for instance, "*1 kilogram equals to 30 grams*", or "*The Sun rotates around The Earth*", or "*Dogs typically fly very fast*").

Should you find **an error of the kind 1 or 2**, please tick the appropriate checkbox on the "Markers" panel to the right.

Should you find **an error of the kind 3, 4, or 5**, please use the mouse to mark the place in the text where you have found the error, and then click on the corresponding marker on the panel "Markers" to the right.

The texts can finish abruptly, this should **NOT** be viewed as an error.

Should you find any other kind of errors, please briefly note your findings in the field named "Other errors".

You do **NOT** need to find all errors of all kinds! If you find more than 1 error of any kind, for instance, grammatical errors, it is enough to mark only the first occurrence. However, if you have found 1 vocabulary error and 1 factual error, you should mark both, because they are different kinds of errors.

If you couldn't find any errors, please tick the checkbox under "Fully correct" on the "Markers" panel to the right.

When you are done with the text, please click on the "Get new text" button in the bottom right corner of the screen.

Fig. 10: The approximate English translation of the instructions for human evaluation (see technical note (Kalpakchi, 2023, Section 4) for the original guidelines in Swedish)

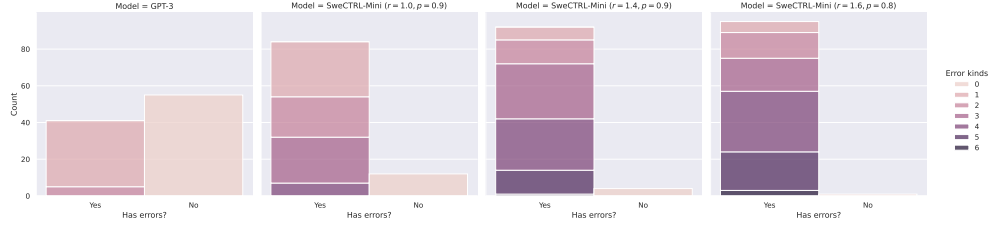


Fig. 11: The distribution of texts by the number of error kinds for models evaluated by human judges

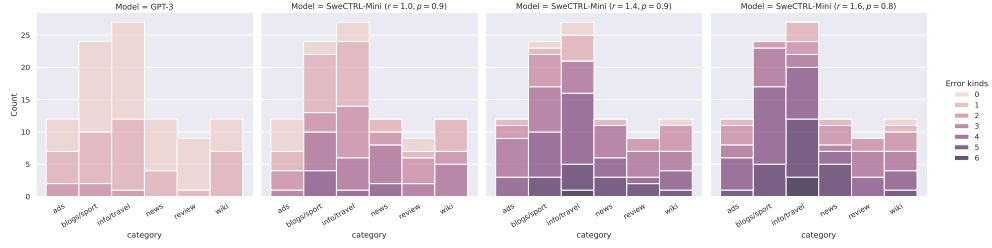


Fig. 12: The distribution of the number of error kinds by category for models evaluated by human judges

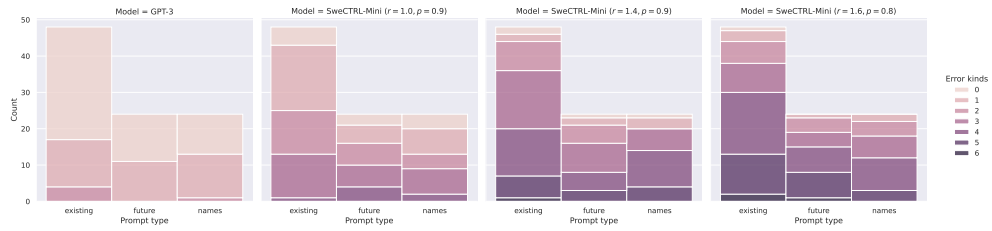


Fig. 13: The distribution of the number of error kinds by the prompt type for models evaluated by human judges

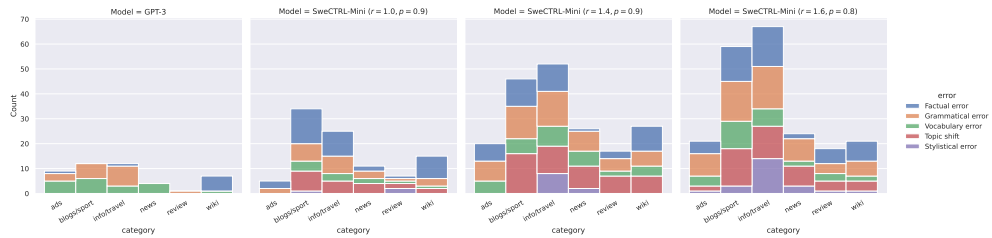


Fig. 14: The distribution of main error kinds by category for models evaluated by human judges

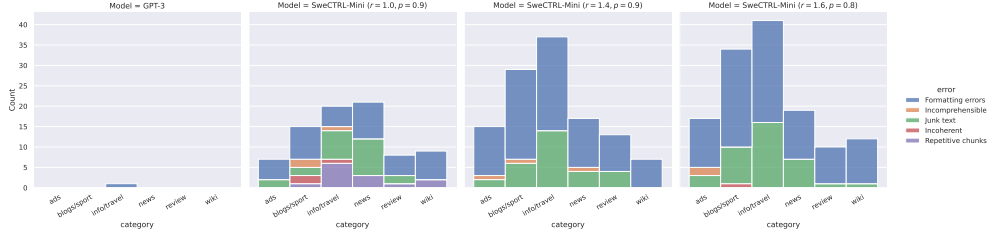


Fig. 15: The distribution of other error kinds by category for models evaluated by human judges

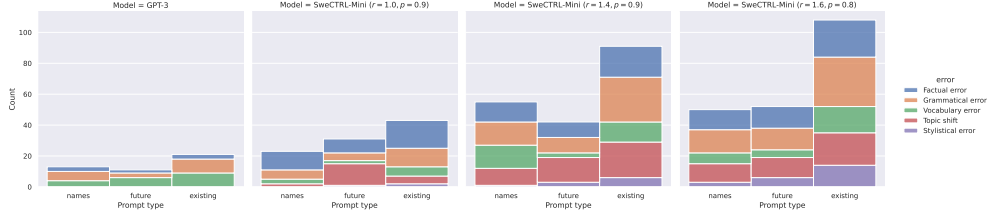


Fig. 16: The distribution of main error kinds by the prompt type for models evaluated by human judges



Fig. 17: The distribution of other error kinds by the prompt type for models evaluated by human judges

- All versions of SweCTRL-Mini produced a substantial number of junk text (artifacts that we failed to clean from the training data, e.g., “Likes 89”, “Log in Logout”, or “Photo: Erik Johnson”) across the categories and prompt types;
- As expected, the number of repetitive chunks decreases as the repetition penalty r increases, similar to the findings of automatic evaluation;
- A number of texts produced by SweCTRL-Mini were marked as incomprehensible or incoherent. The number is very small and did not seem to be particular to any specific version of the model, category, or prompt type.

7 Evaluation on SuperLim

SuperLim (Adesam, Berdicevskis, & Morger, 2020) is a standardized benchmark for evaluating NLI systems in Swedish, comprised of 15 tasks. We attempted to fine-tune SweCTRL-Mini on 11 tasks from SuperLim 2.0.4 that are either on the text or the sentence level (we will later refer to such tasks as *TS-tasks*). These tasks are briefly summarized in Table 3. For the purpose of this work, we have used only training and test sets. The overlaps O_*^7 and O_*^{13} between these sets and the training data of SweCTRL-Mini are reported in Table 4.

7.1 Setup

For the 8 TS-tasks that provide training data, we have fine-tuned *all weights* of SweCTRL-Mini on the entire provided training data. For every task, we have viewed each datapoint as having 2 components: the prompt P (consisting of a text and a criterion of interest), and a label L providing the solution to the problem in P. Additionally, we introduced special OCC and ECC for each task. All of these components needed to fit into the context window of 256 tokens, which is a limitation of our model. To achieve that, we introduced a hard limit H_P on the number of tokens that could be spent on P, which was calculated as follows:

$$H_P = \begin{cases} 245, & \text{if } |P| + |L| + 2 \leq 256 - \delta, \\ 256 - \delta - |L| - 2, & \text{otherwise} \end{cases}$$

For cases when the prompt turned out to be too long, i.e., $|P| > H_P$, we have split it by taking $\lfloor \frac{H_P}{2} \rfloor$ tokens from the beginning and the end of P. In order to indicate that there was a piece of text in the middle, we introduced an additional separator string [...] in between them, which we required to be tokenized as at most $\delta = 5$ tokens¹⁰.

The vast majority of prompts have been formulated as question-answering tasks requiring the answer “Yes”, “No”, or “Maybe”, except for tasks requiring to provide a numeric score (ABSAbank-Imm, SweParaphrase), or a summary (SweDN). Each datapoint of any SuperLim task was represented as the following string:

[OCC] [Prompt] [Label] [ECC]

To provide an example, an instance of SweDN task, would be converted into:

[OCC] [Prompt] [Label] [ECC]
:swedn: [Text] Sammanfattning: [Summary] :swedn:\$

The exact prompt formulations used for each SuperLim task are provided in Table 5.

For all experiments, we fine-tuned SweCTRL-Mini for 1, 3, and 5 epochs using the batch size of 4 on one NVIDIA 3090 GPU with 24GB of VRAM. We used the AdamW optimizer (Loshchilov & Hutter, 2019) with the initial learning rate 5×10^{-5} , $\beta_1 = 0.9$, $\beta_2 = 0.999$, $\epsilon = 1 \times 10^{-8}$. The gradients were clipped to the norm of 1. Additionally, at the beginning of fine-tuning for each fold, we have fixed the random seed to a prime number (specifically, 87178291199), in order to initialize embeddings for the task-dependent OCC and ECC in the same way.

¹⁰In practice it turned out to be only 1 token, but δ remained to be 5 for the rest of the experiments

Dataset	Task description	Tr	D	T	Ver
ABSAbank-Imm (abbr. A-Imm)	Given a text, label the expressed sentiment towards immigration in Sweden	3898	487	487	1.1
SweDN	Given a text from a news article, provide its summary	29.8K	4529	3745	1.0
SweWinograd (abbr. SweWgd)	Check if the pronoun and candidate antecedent co-refer	339	55	43	2.0
SweFraCas (abbr. SweFC)	Given a yes/no question and a number of premises, choose the suitable answer	✗	✗	305	1.0
DaLAJ-GED (short DaLAJ)	Check if a given sentence is grammatically correct	35.5K	4702	4371	2.0
SweNLI	Check if a premise entails a hypothesis.	393K	9815	305	1.0
SweFAQ	Given the question, find the suitable answer	9603	1452	2007	2.0
SweParaphrase (short SwePara)	Given two sentences determine how similar they are	5715	1499	1378	2.0
SweWiC	Predict if the uses of the word in two different contexts constitute the same sense.	4486	500	1000	2.0
SweWinogender (abbr. SweWgr)	Check if a discourse fragment with a pronoun entails a sentence with the pronoun replaced by a candidate antecedent	✗	✗	624	2.0
SweDiagnostics (short SweDia)	Check if a premise entails a hypothesis.	✗	✗	1104	1.1

Table 3: Dataset descriptions for TS-tasks in SuperLim 2.0.4. “Tr” stands for “training set”, “D” stands for “development set”, “T” stands for “test set”, K stands for “thousands”.

Importantly, when evaluating, we have employed **greedy** generation by taking the token with the maximal probability. In order to avoid cases when the model chooses to generate the ECC directly, we have prohibited the first generated token to be the ECC token corresponding to the SuperLim task at hand.

For each SuperLim task except SweDN, we also provide a baseline majority-vote performance on the test set using the most frequent class of *the very same test set* (not the training set). In a real-world scenario, implementing such a baseline would

Dataset		7-grams				13-grams			
		$N_{<7}$	O_1^7	O_{10}^7	O_{100}^7	$N_{<13}$	O_1^{13}	O_{10}^{13}	O_{100}^{13}
A-Imm	Tr	6.9%	28.25%	0.49%	0.06%	19.2%	26.36%	0.02%	0%
	T	4.9%	28.47%	0.49%	0.08%	22.0%	27.12%	0%	0%
SweDN	Tr	0%	17.79%	0.65%	0.11%	0%	14.33%	0.04%	XS
	T	0%	27.69%	0.47%	0.06%	0%	24.76%	0.02%	XS
SweWgd	Tr	0%	0.46%	0%	0%	24.6%	0%	0%	0%
	T	0%	0.13%	0%	0%	1.4%	0%	0%	0%
SweFC	T	53.9%	0.17%	0.17%	0	95.6%	0%	0%	0%
DaLAJ	Tr	10.8%	2.79%	0.44%	0.08%	40.6%	0.20%	XS	0
	T	11.6%	2.73%	0.49%	0.11%	39.4%	0.02%	0	0
SweNLI	Tr	21.1%	0.45%	0.09%	0.02%	60.2%	all three XS		
	T	35.4%	0.10%	0.10%	0%	84.1%	0%	0%	0%
SweFAQ	Tr	8.5%	15.10%	0.90%	0.11%	34.5%	12.36%	0.20%	0%
	T	7.7%	10.05%	0.46%	XS	40.6%	5.66%	0%	0%
SwePara	Tr	35.1%	4.27%	0.04%	XS	80.6%	0%	0%	0%
	T	38.0%	2.02%	0.65%	0.15%	79.8%	0%	0%	0%
SweWiC	Tr	30.2%	3.58%	0.33%	0.15%	79.5%	3.23%	0%	0%
	T	5.6%	13.92%	0.28%	0.03%	27.4%	12.2%	0%	0%
SweWgr	T	11.5%	0.10%	0%	0%	74.0%	0%	0%	0%
SweDia	T	15.1%	0.48%	0.06%	0%	46.2%	0%	0%	0%

Table 4: Overlap in 7-grams and 13-grams between the datasets for TS-tasks and the training data of SweCTRL-Mini. “Tr” stands for “training set”, “T” stands for “test set”. $N_{<k}$ denotes the percentage of texts in the dataset D that was shorter than k tokens (after splitting by spaces). XS denotes non-zero values $<0.01\%$.

be impossible, because the test set is typically not available. However, in the case of benchmarks, especially as recent as SuperLim 2, such a baseline provides a necessary reference point to reflect on the performance of SweCTRL-Mini. For SweDN, composed of news articles, we take the first sentence as a summary using the sentence splitter from Stanza 1.5.0 (Qi, Zhang, Zhang, Bolton, & Manning, 2020), and convert the obtained dependency trees to strings using UDon2 (Kalpakchi & Boye, 2020).

7.2 Evaluation metrics

For all tasks, we have used the evaluation metrics suggested by SuperLim developers. Here we explain our interpretation of these metrics.

Krippendorff’s alpha α introduced by Krippendorff (1970) to measure the inter-annotator agreement is a number one choice for many tasks in SuperLim. We use this metric by assuming that ground truth labels have been provided by annotator 1,

Dataset	[Prompt] [Label]
ABSABank-Imm	T Känsloläge: [Rating]
SweDN	T Sammanfattning: [Summary]
SweWinograd	T Fråga: Syftar 'W1' till 'W2'? Svar: [Ja/Nej]
SweFraCas	Premiss: P Fråga: Q Svar: [Ja/Nej/Vet ej/Jo]
DaLAJ-GED	T Fråga: Är meningen grammatiskt korrekt? [Ja/Nej]
SweNLI	Situation: P Påstående: H Fråga: Stämmer? Svar: [Ja/Nej/Kanske]
SweFAQ	Fråga: Q Svar: A Passar? [Ja/Nej]
SweParaphrase	Mening 1: S1 Mening 2: S2 Likhet mellan meningar: [Rating]
SweWiC	Text 1: T1 Text 2: T2 Fråga: Betyder ordet 'W' samma sak i båda fall? Svar: [Ja/Nej]
SweWinogender	Situation: P Påstående: H Fråga: Stämmer? [Ja/Nej/Kanske]
SweDiagnostics	Situation: P Påstående: H Fråga: Stämmer? [Ja/Nej/Kanske]

Table 5: Prompts used for fine-tuning on TS-tasks in SuperLim 2.0.4. The text in [square brackets] indicates the label to be predicted.

whereas predictions by a fine-tuned SweCTRL-Mini have been provided by annotator 2. If SweCTRL-Mini did not manage to provide a meaningful prediction for the task (e.g., failing to predict a number, when a score is required), we deem such a case as a missing annotation and exclude it from both annotators 1 and 2. The statistics on missing annotations are reported separately. For all tasks, alpha was calculated using NLTK version 3.8.1 (Loper & Bird, 2002).

Krippendorff’s pseudoalpha α^+ calculated only for one task, SweFAQ, using the following formula:

$$\alpha^+ = \frac{(A - \frac{109}{2049})}{\frac{1940}{2049}},$$

where A is the proportion of questions correctly connected to their answer.

Spearman’s rank correlation coefficient ρ introduced by Spearman (1904) was used in the same way as Krippendorff’s alpha.

7.3 Results

The performance of the fine-tuned SweCTRL-Mini models is summarized in Table 6. As can be seen, SweCTRL-Mini manages to beat the baseline on 5 out of 8 tasks, sometimes already after 1 epoch of fine-tuning (for ABSABank-Imm, DaLAJ-GED, and SweParaphrase), and sometimes requiring more epochs (3 epochs for SweNLI, SweWiC). SweCTRL-Mini did not manage to beat the baseline for 2 tasks: SweWinograd, and SweFAQ. While for SweWinograd the performance was steadily increasing with more training, it is likely that more fine-tuning will lead to better results. By contrast, the best results for SweFAQ were achieved after 1 epoch with performance decreasing down the line (thus indicating overfitting).

Dataset	Metric	Base	E1	E3	E5
ABSABank-Imm	α	-0.2197	0.2218	0.2747	0.2935
	ρ	NaN	0.4669	0.5308	0.5046
	N_m	0%	10.06%	26.49%	29.35%
SweDN	ROUGE-L	See Figure 18			
SweWinograd	α	-0.1772	-0.6431	-0.3728	-0.2546
	N_m	0%	0%	0%	0%
DaLAJ-GED	α	-0.3264	0.6514	0.2415	-0.1418
	Accuracy	0.5076	0.8213	0.5150	0.2391
	N_m	0%	0%	0%	0%
SweNLI	α	-0.19707	-0.2473	-0.1287	-0.0551
	Accuracy	0.5934	0.1639	0.2065	0.3213
	N_m	0%	0%	0%	0%
SweFAQ	α^+	0.9426	0.9411	0.9137	0.5785
	Accuracy	0.9457	0.9442	0.9183	0.6009
SweParaphrase	α	-0.3137	-0.0206	0.0135	0.0446
	N_m	0%	0.58%	1.35%	10.81%
SweWiC	Accuracy	0.5	0.403	0.534	0.592

Table 6: Results of fine-tuning SweCTRL-Mini for TS-tasks of SuperLim 2.0.4 on the full training sets (for the datasets where it was available). α denotes Krippendorff’s alpha, α^+ – Krippendorff’s pseudoalpha, N_m – % of missing predictions.

The results for SweDN are presented in Figure 18. We observed that ROUGE-L scores are comparable between the epochs and that the maximum ROUGE-L score of around 1 was achieved already after 1 epoch. The median performance of all epochs outperforms the baseline, but the performance difference does not seem to be significant. That said, SweCTRL-Mini is inherently at a disadvantage with the task of text summarization due to its small context window and thus an inability to catch all the text (potentially missing parts crucial for the summary). Hence, low ROUGE-L scores (which might indicate bad quality of summary) are expected.

8 Conclusion

In this article, we have presented SweCTRL-Mini, a Transformer-based model for Swedish allowing both generation and fine-tuning on a single consumer-grade GPU. We have observed that generated texts have generally more problems than those generated by GPT-3, although in some cases (for M3 and ads category), the quality of texts is on-par. Among the different versions of SweCTRL-Mini we tested, there seems to be a trend that higher values of the repetition penalty r lead to lower quality texts according to human evaluation (more topic shifts, stylistic, and grammatical errors).

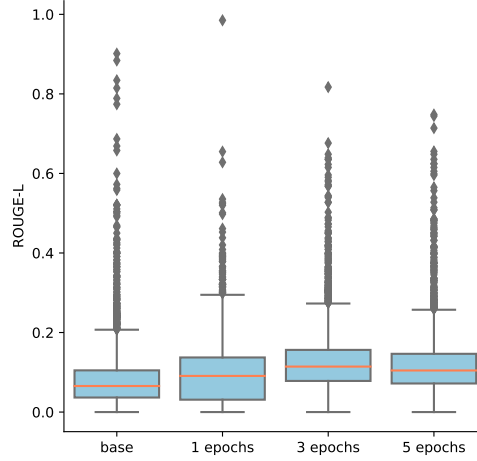


Fig. 18: ROUGE-L scores for the fine-tuned SweCTRL-Mini

At the same time, we have observed $r = 1.0$ (M3) to produce repeated chunks of text more frequently than $r = 1.4$ (M2) or $r = 1.6$ (M1). The observations for other hyper-parameters (nucleus threshold p , and temperature T) were less conclusive.

Another crucial observation is that SweCTRL-Mini is substantially worse at generating well-formatted texts than GPT-3. This is a clear indication that the filtering and cleaning procedures that we have employed were not enough and require revision.

When generating text greedily, we have observed that SweCTRL-Mini beats the majority vote baseline for 3 SuperLim tasks already after 1 epoch of fine-tuning (and for 5 tasks after 3 epochs)! The performance on 2 SuperLim tasks was worse than baseline which could be due to the exact formulation of the prompt. We did not experiment with different prompt formulations or any further analysis on SuperLim tasks and leave this to experts in each specific area.

Supplementary information. This article is accompanied by a technical note that can be accessed at <https://doi.org/10.5281/zenodo.7868205>.

Acknowledgments. The model training was enabled by the supercomputing resource BerzeLiUs provided by National Supercomputer Centre at Linköping University and the Knut and Alice Wallenberg Foundation. The work carried out in this project is part of the Digital Futures project “SWE-QUEST”.

Statements and Declarations

Some journals require declarations to be submitted in a standardised format. Please check the Instructions for Authors of the journal to which you are submitting to see if you need to complete this section. If yes, your manuscript must contain the following sections under the heading ‘Declarations’:

- Funding: Digital Futures, project “SWE-QUEST”, and Vinnova project 2019-02997.

Category	Prompt (Swedish)	Prompt (English)
news	Skriv en nyhetsartikel.	Write a news article.
wiki	Skriv en artikel i Wikipedia.	Write an article in Wikipedia.
ads	Skriv en annons.	Write an advertisement.
review	Skriv en recension.	Write a review.
info/travel	Skriv en informrande text om resor.	Write an informative text about travelling.
blogs/sport	Skriv ett blogginlägg om idrott.	Write a blog post about sport.

Table A1: Initial prompts for GPT-3

- Competing interests: the authors declare none.
- Availability of data and materials: the training data is a part of publicly available corpora.
- Code availability: the code is available at <https://github.com/dkalpakchi/SweCTRL-Mini>.
- Authors’ contributions: Dmytro Kalpakchi was responsible for training SweCTRL-Mini (including software implementation), designing evaluation methodology, annotating half of the texts for human evaluation, analyzing and reporting results and writing the article. Johan Boye was annotating half of the texts for human evaluation, editing the article, and providing guidance for issues arising during training and evaluation of SweCTRL-Mini.

Appendix A Setup for human evaluation of GPT-3

When generating texts with GPT-3, we have used the following hyper-parameters:

- temperature of 0.7;
- “top p” (for nucleus sampling) of 1;
- frequency and presence penalties of 0;
- “best of” being equal to 1;
- no custom stop sequences;
- maximum length of 256 tokens (to be on par with SweCTRL-Mini).

For each generation with GPT-3 we have used the initial prompts (in Swedish) from Table A1. Each such initial prompt was followed by `\\11` and a starting phrase, which was one of the 4 prompt kinds, mentioned in Section 6.1. The exact starting phrases are that we have used for each category are provided in the technical note and in the file *prompts.yaml* in the associated Github repository (https://github.com/dkalpakchi/SweCTRL-Mini/blob/main/human_eval/prompts.yaml). Note that in SweCTRL-Mini starting phrases were prompts themselves and have followed directly after the corresponding OCC without any kind of GPT-like initial prompt.

¹¹which were meant to be newline characters, but remained backslashes because of a bug, which did not hinder GPT-3 from generating good texts!

References

- Adesam, Y., Berdicevskis, A., Morger, F. (2020). *SwedishGLUE—towards a swedish test set for evaluating natural language understanding models*. Institutionen för svenska språket.
- Ahrenberg, L. (2007). Lines: An english-swedish parallel treebank. *Proceedings of the 16th nordic conference of computational linguistics (nodalida 2007)* (pp. 270–273).
- Brown, T., Mann, B., Ryder, N., Subbiah, M., Kaplan, J.D., Dhariwal, P., ... others (2020). Language models are few-shot learners. *Advances in neural information processing systems*, 33, 1877–1901,
- Clark, K., Luong, M.-T., Le, Q.V., Manning, C.D. (2020). ELECTRA: Pre-training text encoders as discriminators rather than generators. *Iclr*. Retrieved from <https://openreview.net/pdf?id=r1xMH1BtvB>
- Devlin, J., Chang, M.-W., Lee, K., Toutanova, K. (2019, June). BERT: Pre-training of deep bidirectional transformers for language understanding. *Proceedings of the 2019 conference of the north American chapter of the association for computational linguistics: Human language technologies, volume 1 (long and short papers)* (pp. 4171–4186). Minneapolis, Minnesota: Association for Computational Linguistics. Retrieved from <https://aclanthology.org/N19-1423>
- Ekgren, A., Gyllensten, A.C., Gogoulou, E., Heiman, A., Verlinden, S., Öhman, J., ... Sahlgren, M. (2022). Lessons learned from gpt-sw3: Building the first large-scale generative language model for swedish. *Proceedings of the thirteenth language resources and evaluation conference* (pp. 3509–3518).
- Holtzman, A., Buys, J., Du, L., Forbes, M., Choi, Y. (2019). The curious case of neural text degeneration. *arXiv preprint arXiv:1904.09751*, ,
- Kalpakchi, D. (2023, April). SweCTRL-Mini: a technical note on training and evaluation [Computer software manual]. Retrieved from <https://doi.org/10.5281/zenodo.7868205>
- Kalpakchi, D., & Boye, J. (2020). Udon2: a library for manipulating universal dependencies trees. *28th international conference on computational linguistics, coling 2020, barcelona, spain (online), 8-13 december 2020* (pp. 120–125).
- Kalpakchi, D., & Boye, J. (2021, August). BERT-based distractor generation for Swedish reading comprehension questions using a small-scale dataset. *Proceedings of the 14th international conference on natural language generation* (pp. 387–403). Aberdeen, Scotland, UK: Association for Computational Linguistics.

Retrieved from <https://aclanthology.org/2021.inlg-1.43>

- Kalpachchi, D., & Boye, J. (2022). Textinator: an internationalized tool for annotation and human evaluation in natural language processing and generation. *Proceedings of the thirteenth language resources and evaluation conference* (pp. 856–866).
- Keskar, N.S., McCann, B., Varshney, L.R., Xiong, C., Socher, R. (2019). Ctrl: A conditional transformer language model for controllable generation. *arXiv preprint arXiv:1909.05858*, ,
- Krippendorff, K. (1970). Bivariate agreement coefficients for reliability of data. *Sociological methodology*, 2, 139–150,
- Lan, Z., Chen, M., Goodman, S., Gimpel, K., Sharma, P., Soricut, R. (2019). Albert: A lite bert for self-supervised learning of language representations. *arXiv preprint arXiv:1909.11942*, ,
- Lin, T., Wang, Y., Liu, X., Qiu, X. (2022). A survey of transformers. *AI Open*, 3, 111–132, <https://doi.org/https://doi.org/10.1016/j.aiopen.2022.10.001> Retrieved from <https://www.sciencedirect.com/science/article/pii/S2666651022000146>
- Liu, Y., Ott, M., Goyal, N., Du, J., Joshi, M., Chen, D., ... Stoyanov, V. (2019). Roberta: A robustly optimized bert pretraining approach. *arXiv preprint arXiv:1907.11692*, ,
- Loper, E., & Bird, S. (2002). Nltk: The natural language toolkit. *Proceedings of the acl-02 workshop on effective tools and methodologies for teaching natural language processing and computational linguistics* (pp. 63–70).
- Loshchilov, I., & Hutter, F. (2019). Decoupled weight decay regularization. *International conference on learning representations*. Retrieved from <https://openreview.net/forum?id=Bkg6RiCqY7>
- Malmsten, M., Börjeson, L., Haffenden, C. (2020). *Playing with words at the national library of sweden – making a swedish bert*.
- Nivre, J., & Megyesi, B. (2007). Bootstrapping a swedish treebank using cross-corpus harmonization and annotation projection. *Proceedings of the 6th international workshop on treebanks and linguistic theories* (pp. 97–102).

- Papineni, K., Roukos, S., Ward, T., Zhu, W.-J. (2002). Bleu: a method for automatic evaluation of machine translation. *Proceedings of the 40th annual meeting of the association for computational linguistics* (pp. 311–318).
- Qi, P., Zhang, Y., Zhang, Y., Bolton, J., Manning, C.D. (2020). Stanza: A python natural language processing toolkit for many human languages. *arXiv preprint arXiv:2003.07082*, ,
- Radford, A., Wu, J., Child, R., Luan, D., Amodei, D., Sutskever, I. (2019). *Language models are unsupervised multitask learners*.
- Raffel, C., Shazeer, N., Roberts, A., Lee, K., Narang, S., Matena, M., ... Liu, P.J. (2020). Exploring the limits of transfer learning with a unified text-to-text transformer. *The Journal of Machine Learning Research*, 21(1), 5485–5551,
- Spearman, C. (1904). The proof and measurement of association between two things. *The American Journal of Psychology*, 15(1), 72–101, Retrieved 2023-04-21, from <http://www.jstor.org/stable/1412159>
- Tay, Y., Dehghani, M., Bahri, D., Metzler, D. (2022). Efficient transformers: A survey. *ACM Computing Surveys*, 55(6), 1–28,
- Vaswani, A., Shazeer, N., Parmar, N., Uszkoreit, J., Jones, L., Gomez, A.N., ... Polosukhin, I. (2017). Attention is all you need. *Advances in neural information processing systems*, 30, ,
- Xue, L., Constant, N., Roberts, A., Kale, M., Al-Rfou, R., Siddhant, A., ... Raffel, C. (2021). mt5: A massively multilingual pre-trained text-to-text transformer. *Proceedings of the 2021 conference of the north american chapter of the association for computational linguistics: Human language technologies* (pp. 483–498).