

CNN-based IoT Device Identification: A Comparative Study on Payload vs. Fingerprint

Kahraman Kostas
kahramankostas@gmail.com

Abstract—The proliferation of the Internet of Things (IoT) has introduced a massive influx of devices into the market, bringing with them significant security vulnerabilities. In this diverse ecosystem, robust IoT device identification is a critical preventive measure for network security and vulnerability management. This study proposes a deep learning-based method to identify IoT devices using the Aalto dataset. We employ Convolutional Neural Networks (CNN) to classify devices by converting network packet payloads into pseudo-images. Furthermore, we compare the performance of this payload-based approach against a feature-based fingerprinting method. Our results indicate that while the fingerprint-based method is significantly faster (approximately 10x), the payload-based image classification achieves comparable accuracy, highlighting the trade-offs between computational efficiency and data granularity in IoT security.

Index Terms—IoT security, device identification, deep learning, CNN, network traffic analysis.

I. INTRODUCTION

The rapid expansion of the Internet of Things (IoT) has transformed modern network infrastructures, connecting billions of heterogeneous devices ranging from smart home appliances to industrial sensors. However, this exponential growth has expanded the attack surface, making networks increasingly susceptible to cyber threats. Identifying unauthorized or vulnerable devices within a network is a fundamental step in securing IoT environments.

Traditional device identification methods often rely on MAC addresses or static headers, which can be easily spoofed or encrypted. Consequently, recent research has shifted towards traffic analysis using Machine Learning (ML) and Deep Learning (DL) techniques. Specifically, converting network traffic data into visual representations (pseudo-images) to leverage the powerful feature extraction capabilities of Convolutional Neural Networks (CNNs) has emerged as a promising direction.

In this study, we present a CNN-based identification framework applied to the Aalto dataset [1], [2]. We investigate two distinct approaches:

- 1) **Payload-to-Image:** Converting raw packet payloads into 2D pseudo-images.
- 2) **Fingerprint-based:** Using extracted feature sets from IoTDevIDv1 [3].

By comparing these methodologies, we aim to provide insights into the trade-offs between classification accuracy and computational overhead in real-time IoT monitoring.

II. RELATED WORK

The application of CNNs in network security typically involves transforming network packet information into pseudo-images. Various encoding schemes have been proposed in the literature to map sequential network traffic into 2D structures suitable for image classification models.

Lim et al. [4] proposed a method to convert network data into pseudo-images by processing the payload portion of the packets. In their approach, the payload is first converted into binary, then grouped into 4-bit nibbles. These nibbles are subsequently transformed into decimal values, which serve as pixel intensities. Depending on the payload size, pseudo-images of varying dimensions (e.g., 6×6 , 8×8 , 16×16 , or 32×32) are generated. Zero-padding is applied to match the nearest standard image size, while payloads exceeding the maximum threshold are truncated. A conceptual representation of this algorithm is shown in Fig. 1, and sample generated images are presented in Fig. 2.

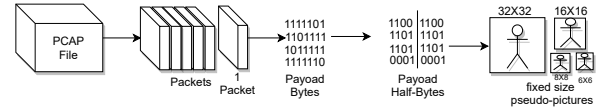


Fig. 1. Overview of the image generation algorithm proposed by Lim et al. [4].




Fig. 2. Sample pseudo-images generated from the first packet of 10 different devices based on [4].

Lotfollahi et al. [5] utilized PCAP files for both CNN and Stacked Autoencoders (SAE). Their preprocessing pipeline involves removing the Ethernet header and standard control packets (e.g., DNS, three-way handshake) that do not carry distinctive payload information. To ensure uniform input size, UDP packets and IP payloads smaller than 1480 bytes are zero-padded. Normalization is then performed by dividing each byte value by 255, resulting in a pseudo-image of 1480 pixels (37×40). The process is illustrated in Fig. 3.

Wang et al. [6] explored four different data representation groups: Session+All, Session+L7, Flow+All, and Flow+L7.

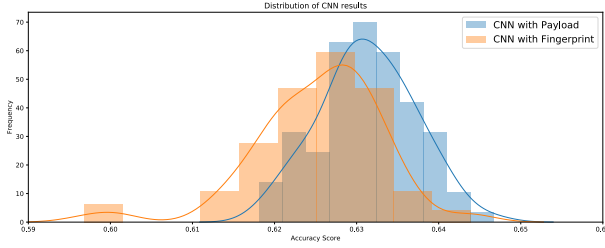


Fig. 8. Accuracy distribution comparison between Payload and Fingerprint approaches.

the fingerprint-based method (0.625). However, a critical trade-off is observed regarding computational efficiency. While the Fingerprint-based method shows a negligible accuracy drop of only 0.6%, it reduces the training time by approximately 90% (from 209.9s to 20.8s). Furthermore, as detailed in Table I, the Fingerprint model requires significantly fewer trainable parameters (28,955) compared to the Payload model (267,678). This substantial reduction in model complexity suggests that while raw payload analysis offers slightly better granularity, the feature-based fingerprinting approach provides a far more efficient solution for resource-constrained IoT edge devices where memory and processing power are limited.

IV. CONCLUSION

In this study, we addressed the challenge of IoT device identification by evaluating a deep learning framework based on Convolutional Neural Networks (CNN). We conducted a comparative analysis of two distinct data representation strategies using the Aalto dataset: a raw payload-to-image conversion method and a feature-based fingerprinting approach.

Our experimental results demonstrate that while the payload-based method achieves a marginally higher accuracy (63.1%), the fingerprint-based method (62.5%) offers a compelling alternative with significantly lower computational overhead. Specifically, the fingerprint approach reduced the training time by approximately 90% (10x faster) with a negligible loss in accuracy. This finding is critical for resource-constrained IoT environments where real-time monitoring and rapid response are prioritized over marginal gains in classification precision.

The significant reduction in computational overhead suggests that the Fingerprint-based approach is a viable candidate for real-time IoT device identification systems deployed directly on IoT gateways, where deep packet inspection (payload analysis) might induce unacceptable latency.

Future work will focus on validating these findings across larger and more diverse datasets, such as UNSW-DI [8] UNSW-AD [9] LSIF [10] MonIoTr [11] CIC-IoT-22 [12]. Additionally, we plan to explore hybrid architectures that can dynamically switch between lightweight fingerprinting for general monitoring and deep payload inspection for ambiguous cases.

REFERENCES

- [1] S. Marchal, "IoT devices captures, aalto university," 2017, accessed: 2021-08-25. [Online]. Available: <https://research.aalto.fi/en/datasets/iot-devices-captures>
- [2] M. Miettinen, S. Marchal, I. Hafeez, N. Asokan, A.-R. Sadeghi, and S. Tarkoma, "Iot sentinel: Automated device-type identification for security enforcement in iot," in *2017 IEEE 37th International Conference on Distributed Computing Systems (ICDCS)*. IEEE, 2017, pp. 2177–2184.
- [3] K. Kostas, M. Just, and M. A. Lones, "IoTDevID: A behaviour-based fingerprinting method for device identification in the IoT," 2021.
- [4] H.-K. Lim, J.-B. Kim, J.-S. Heo, K. Kim, Y.-G. Hong, and Y.-H. Han, "Packet-based network traffic classification using deep learning," in *2019 International Conference on Artificial Intelligence in Information and Communication (ICAIIIC)*. IEEE, 2019, pp. 046–051.
- [5] M. Lotfollahi, M. J. Siavoshani, R. S. H. Zade, and M. Saberian, "Deep packet: A novel approach for encrypted traffic classification using deep learning," *Soft Computing*, vol. 24, no. 3, pp. 1999–2012, 2020.
- [6] W. Wang, M. Zhu, J. Wang, X. Zeng, and Z. Yang, "End-to-end encrypted traffic classification with one-dimensional convolution neural networks," in *2017 IEEE International Conference on Intelligence and Security Informatics (ISI)*. IEEE, 2017, pp. 43–48.
- [7] H. Jin, Q. Song, and X. Hu, "Auto-keras: An efficient neural architecture search system," in *Proceedings of the 25th ACM SIGKDD International Conference on Knowledge Discovery & Data Mining*. ACM, 2019, pp. 1946–1956.
- [8] A. Sivanathan, H. H. Gharakheili, F. Loi, A. Radford, C. Wijenayake, A. Vishwanath, and V. Sivaraman, "Classifying iot devices in smart environments using network traffic characteristics," *IEEE Transactions on Mobile Computing*, vol. 18, no. 8, pp. 1745–1759, 2018.
- [9] A. Hamza, H. H. Gharakheili, T. A. Benson, and V. Sivaraman, "Detecting volumetric attacks on iot devices via sdn-based monitoring of mud activity," in *Proceedings of the 2019 ACM Symposium on SDN Research*, 2019, pp. 36–48.
- [10] B. Charyyev and M. H. Gunes, "IoT traffic flow identification using locality sensitive hashes," in *ICC 2020-2020 IEEE International Conference on Communications (ICC)*. IEEE, 2020, pp. 1–6, <https://doi.org/10.1109/ICC40277.2020.9148743>.
- [11] J. Ren, D. J. Dubois, D. Choffnes, A. M. Mandalari, R. Kolcun, and H. Haddadi, "Information exposure for consumer IoT devices: A multidimensional, network-informed measurement approach," in *Proc. of the Internet Measurement Conference (IMC)*, 2019, <https://doi.org/10.1145/3355369.3355577>.
- [12] S. Dadkhah, H. Mahdikhani, P. K. Danso, A. Zohourian, K. A. Truong, and A. A. Ghorbani, "Towards the development of a realistic multi-dimensional IoT profiling dataset," in *2022 19th Annual International Conference on Privacy, Security & Trust (PST)*, 2022, pp. 1–11, <https://doi.org/10.1109/PST55820.2022.9851966>.