

# Multi-Party Chat: Conversational Agents in Group Settings with Humans and Models

Jimmy Wei\*  
Cornell University

Kurt Shuster  
Meta AI

Arthur Szlam†  
Meta AI

Jason Weston  
Meta AI

Jack Urbanek  
Meta AI

Mojtaba Komeili  
Meta AI

## Abstract

Current dialogue research primarily studies pairwise (two-party) conversations, and does not address the everyday setting where more than two speakers converse together. In this work, we both collect and evaluate multi-party conversations to study this more general case. We use the LIGHT environment<sup>1</sup> to construct grounded conversations, where each participant has an assigned character to role-play. We thus evaluate the ability of language models to act as one or more characters in such conversations. Models require two skills that pairwise-trained models appear to lack: (1) being able to decide when to talk; (2) producing coherent utterances grounded on multiple characters. We compare models trained on our new dataset to existing pairwise-trained dialogue models, as well as large language models with few-shot prompting. We find that our new dataset, MultiLIGHT, which we publicly release<sup>2</sup>, can help bring significant improvements in the group setting.

## 1 Introduction

Conversational AI in general and chatbots in particular have made remarkable breakthroughs in the last few years (Shuster et al., 2022b; Thoppilan et al., 2022; OpenAI, 2022). Despite having human-like (and sometimes super-human) responses, the presupposed setting is constrained to a turn-based (round-robin) conversation. Further, almost all settings consider a single AI model and a single human user as the only participants in the conversation. Although a reasonable assumption for a rudimentary AI assistant, this restriction limits the social abilities of AI, such as cooperation and teamwork, which are essential for an intelligent agent (Seeber et al., 2020; Dafoe et al., 2021).

\*Work done during a Meta AI internship.

† Work done while at Meta AI, now at DeepMind.

<sup>1</sup><https://parl.ai/projects/light/>

<sup>2</sup><https://github.com/facebookresearch/LIGHT/tree/main/light/modeling/tasks/multilight>

Location	<b>Royal Gardens:</b> Lined with rose bushes that look as if they have been watered by the God's, the Royal Gardens is a beauty to behold. An intricate labyrinth made of shrubs is at the center ending with a fountain. There are various benches on the sides of the rose bushes and a small lake in the back drop.
Personas	<b>Maid:</b> I clean up after the royal family. I live in the servant's quarters on the ground floor of the castle. My wages are paid in food and shelter. <b>Gardener:</b> I am the gardener of the castle. I plant thickets and plants. My work is beautiful. <b>King:</b> I am a King who rules a large country. I make rules and laws my citizens must obey. I am a very fair king and I like to see my people prosper
<b>Gardener:</b> Oh dear maid, oh dear king! I hope these gardens are to your liking!	
<b>Maid:</b> They are nice, but a maid like myself could definitely improve them.	
<b>King:</b> I am pleased with the quality of your work gardener!	
<b>King:</b> How would you improve the gardens maid?	
<b>Gardener:</b> Oh yes, oh dearly yes! Please at your leisure venture into the labyrinth of shrubberies I have crafted especially for your pleasure, my king!	
<b>Maid:</b> I would make them look more clean, but that is just my take as a maid. Surely, the gardener knows more.	
<b>King:</b> Venture i shall, but there better be no bees, i dislike bees.	

Figure 1: An example extracted from a conversation in the newly collected MultiLIGHT dataset.

The aim of this work is to both evaluate how good current models are when extended to the multi-party dialogue setting, and to investigate how to improve such models for aspects where they fail. There are two main challenges that this study focuses on:

1. **Turn-taking:** deciding when to speak next is important for the flow of the conversation. Speaking out of turn or being silent when a response is expected negatively affects our assessment of a speaker.
2. **Coherence** of the utterances: generating appropriate responses requires taking into account the dialogue from multiple people in the conversation. The model must distinguish

the states and characteristics of each of the participants to produce good responses. For example, even in pairwise (two-party) conversations, maintaining identity is known to be challenging for models (Shuster et al., 2021c).

We first collect a new dataset of group conversations, **MultiLIGHT**, each with three human participants. We assign a fantasy location setting to each conversation, and participants are given a character descriptions (personas) to role-play. The locations and characters are extracted from previous works on this game (Urbanek et al., 2019). Figure 1 shows a small snippet of an example from the new dataset. This setting allows us to control the conversational situations and have knowledge of the roles the agents should be playing in the conversation, making evaluation of systems more tractable compared to completely uncontrolled settings.

Using this setting, we then study the two aforementioned challenges via evaluating the use of language models in various settings. We use these findings, in addition to the training data collected from MultiLIGHT, to then build the best combined approach in each of these challenging dimensions. Finally, running interactive sessions between various models and human evaluators, we assess the quality of models along a set of different human judgments. We find that our selected model can outperform the existing state of the art in terms of consistency, engagingness, identity, (lack of) contradictions, and sensibility.

## 2 Related Work

With the success of data-driven dialogue systems, there is an abundance of corpora for training language models for conversational agents (Serban et al., 2015). However, we believe one can still argue that there is a dearth of datasets and research on multi-party dialogue. Although the importance of multi-party human-computer interaction and the lack of corpus for this research direction was pointed out by Kirchhoff and Ostendorf (2003) about two decades ago, a recent survey (Mahajan and Shaikh, 2021) also highlights the “*need for ... data collection for multi-party dialogue*”.

Datasets built from social media interactions on platforms such as Twitter (Ritter et al., 2010), Reddit (Baumgartner et al., 2020), Ubuntu chat logs (Lowe et al., 2015) have been used successfully for training models in the past (Adiwardana et al., 2020; Roller et al., 2020). Despite being valuable

corpora for generating text responses, they do not provide complete in-domain features for real-time interactions between humans and the agent. For instance, they often suffer from redundant phrases of the same utterances, for example the repeated answers reported in Ubuntu chat logs (Lowe et al., 2015). Also, the ambiguity of the involved participants and the timeline of the responses is challenging for grounding the dialogue responses in the full context.

Here we focus on real-time interactions and open-domain dialogue with a *fixed* number of participants. This is more aligned with corpora on dialogues and negotiations in games such as the Settlers of Catan (Afantenos et al., 2012) or Diplomacy (FAIR et al., 2022). Transcribed public records have also been utilized for similar research in the past (Hawes et al., 2009). These datasets however cover a specific and often narrow scope and are hardly suitable for building models capable of having engaging dialogues in more diverse scenarios. For example, Diplomacy games center on discussions of attacking provinces/countries. Agents trained on datasets of movie scripts have also been explored (Serban et al., 2016). Although one can amass large datasets from digital movie scripts, they admittedly leave out the non-verbal context that makes them challenging to use with conversational agents: the omitted context inhibits models’ ability to ground its responses on the existing knowledge, which in turn makes the agent prone to hallucination (Shuster et al., 2021a). The MPC corpus (Shaikh et al., 2010) has the closest resemblance to the ideal dataset we have in mind. Although limited in size (a total of 14 conversations and 7317 utterances), it goes beyond simple text and includes detailed annotations for modeling social phenomenon and dynamics of the discourse.

LIGHT is a text-based fantasy adventure game developed as a platform for dialogue and natural language research (Urbanek et al., 2019). It provides a controlled environment for supervised interactions between multiple agents and their environment. The game consists of human and NPC (Non-Player Character) players with assigned personas (e.g., wizard, queen). Throughout the game, characters engage in conversation and emit actions that involve their environment and other characters. Our study here is implemented within the LIGHT framework with a focus on developing skills for AI to engage in conversation with more than one other

player. For that reason, it requires distinguishing between characters present in the setting, including maintaining one’s own identity successfully which is often challenging (Shuster et al., 2021c).

### 3 The MultiLIGHT dataset

We first design a conversational setting which involves a group chat between three conversationalists. We extend the conversational setup from Urbanek et al. (2019) (which otherwise previously focused on two-party conversations). We use the Mephisto framework (Urbanek and Ringshia, 2023) along with Amazon Mechanical Turk to conduct conversations between humans using a crowdsourcing task. We initially collect conversations between three humans in this setting to both supply training data and a gold evaluation setting. Later, we replace some of the humans with model agents instead. Importantly, players can send their message at any time and it will be shown to all the participants. For models to conduct dialogue in such a setting they will hence also have to choose both when to speak appropriately, in addition to producing coherent and relevant messages.

**Characters and Settings** Research on open-domain dialogue has found that taking into account character personas and interests makes the collected conversations more engaging (Dinan et al., 2020; Shuster et al., 2021b). We thus assign each conversationalist (which we also refer to as a “player”) a role to play (referred to as their given persona). Roles are selected from a set of 955 characters from the LIGHT dataset (Urbanek et al., 2019), which range from *tavern owner* to *boat captain* to even talking animal characters such as a *mouse*. We also provide a description of the setting in which their interactions happen from a set of 579 locations from LIGHT, which is a diverse collection from *bamboo hut* to *unicorn palace*. We collect train, valid, and test conversations with randomized combinations of characters and settings. All crowdworkers are required to complete an onboarding in order to provide data, in addition to several checks after they complete their work to monitor data quality. More details on the data collection protocol are given in Appendix A.

Figure 1 shows a snippet of a sample conversation from our training set and the information provided to the participants at that point during the conversation with the given setting and character dialogue.

**Overall Dataset** Table 1 summarizes the statistics of our newly collected dataset, which we call MultiLIGHT. MultiLIGHT has 10,917 conversations and 313,433 utterances, collected from more than 300 crowdworkers. Of those, 390 conversations (11,005 utterances) are reserved for the validation set, and 323 conversations (9,164 utterances) for the test set. The dataset<sup>2</sup> and the crowdsourcing code<sup>3</sup> is open-sourced in the LIGHT codebase.

## 4 Methods

We investigate methods that tackle the two major challenges of multi-party dialogue which we discussed previously in section 1; namely **turn-taking** ability and utterance generation **coherence**. We analyze four approaches for building a conversational agent that tackle these issues. As we discuss later, some of these address both issues at once, while others only focus on one of them.

Each model is designed to be deployed in a live, multi-party conversational setting where it must communicate with other agents in the same location – where the other agents are either controlled by other models or by humans. All the final methods we will compare employ transformer-based language models to generate dialogue, given the history of conversation between the various parties. The models differ in how they combine turn-taking (when to generate an utterance) with the actual generation process.

### 4.1 Silence OR utterance model

In this approach there is effectively a separate model for each of the AI-controlled characters (even if they share the same model weights). At the beginning of every turn, each agent generates an output which determines its judgment on whether it is appropriate for its character to speak on that round or remain silent. If it determines it should speak, that output determines the utterance itself. Hence, the model either generates the actual utterance or else emits a special output (called the **silence token**) which will be interpreted as relinquishing the turn in favor of the other players. One could have dedicated models/model weights for each character, or alternatively one could share model weights and distinguish characters by using different context-based prompts. In the latter case, the context hence needs to include features for the

<sup>3</sup>[https://github.com/facebookresearch/LIGHT/tree/main/crowdsourcing/dialogues/multi\\_party\\_chat](https://github.com/facebookresearch/LIGHT/tree/main/crowdsourcing/dialogues/multi_party_chat)

<b>MultiLIGHT Task</b>	Train	Valid	Test	Total
Number of Dialogues	10,204	390	323	<b>10,917</b>
Number of Utterances	293,264	11,005	9,164	<b>313,433</b>
Average Utterances per Dialogue	28.7	28.2	28.4	<b>28.7</b>

Table 1: Multi-party LIGHT (**MultiLIGHT**) Dataset Statistics.

<b>Challenge</b>	<b>Model Type</b>			
	Silence OR utterance	Speaker AND utterance	Speaker only	Utterance only
Turn-taking	✓	✓	✓	✗
Coherence	✓	✓	✗	✓

Table 2: Suggested approaches for building a multi-party conversational agent, and the challenges they address.

model to determine which character it will be playing (e.g., adding the current character name to the end of the context, in addition to its persona).

Since the decisions are made independently for each of the characters, it is possible that we arrive at situations where multiple AI-controlled characters want to speak, or an impasse where none do. While those are plausible situations in realistic scenarios, in our evaluations we use some rules to handle these situations. In particular, breaking the tie using the most probable utterance, or waiting for humans to speak, with a certain time limit.

#### 4.2 Speaker AND utterance model

In this method, the model is trained to generate the name/ID for the next speaker followed by the utterance itself for all the characters in the conversation. For example, "King: I am blessing you with my visit.", where the speaker is "King", and the utterance is the rest of the sequence after the colon and its trailing space.

This model can be easily adapted for real-time conversation by running it to play the role of all the characters, which ends up predicting who should speak next (the first part of the predicted sequence). If the prediction is a human speaker (or any other agent that it is not in charge of), then the model will refrain from answering. Otherwise the predicted utterance is the one that is output, for characters that this model directly controls.

#### 4.3 Speaker only model

This method is dedicated to only predicting the next speaker. It does not predict what the content of their utterance would be, and only focuses on controlling the flow of the conversation (turn-taking ability). This can be implemented either as a classifier or by using sequence generation, for example a language model which generates the next speaker name/ID,

similar to the first part of the Speaker AND utterance model output sequence. In our experiments we use the latter language modeling approach. This makes it easier to generalize to an arbitrary number of participants, dynamically determined by the set of names given in the prompt.

#### 4.4 Utterance only model

After offloading the flow control (turn-taking) part to another model, (e.g., using the approach given in 4.3), a separate model can just focus on utterance generation. Similar to the silence OR utterance models, here we may have dedicated models for each of the AI-controlled agents, or use a single model for all of them. In the latter case this ends up as a similar training task to subsection 4.2 except the name/ID would appear in the context rather than as part of the target output that should be generated by the model. Then similarly at inference time, we need features in the context that tell the model which character is going to speak, as in subsection 4.1.

#### 4.5 Overall Model Capabilities

Some of the above approaches handle both our challenges simultaneously, while others solely address one. Table 2 summarizes the capabilities of these models. A successful agent may utilize any combination of these approaches with full or partial use. For example, one can train a speaker AND utterance model, but then only use it to predict the turns by discarding its generated utterance component, and only keeping the generated speaker name. In that case, one could rely on a separate, utterance only model, for utterance generation. This kind of training may give better performance than the Speaker only model.

In our experiments we analyze how to best build a multi-party conversational agent that uses the best

performing combination of the above approaches. The following section describes these experiments, with the aim of finding these optimal choices.

## 5 Experiments

We compare the approaches proposed in [section 4](#) by utilizing the MultiLIGHT dataset for training and evaluating models. Our model input (prompts) include the description of the location, personas of the characters present, and the history of the conversation. The current speaker name may or may not be appended with that depending on the specific approach.

We use the pre-trained 2.7B parameter Transformer model R2C2 ([Shuster et al., 2022a](#)) as the base language model for most of our experiments, which was previously shown to compare well with other models of a similar size. For further details on the training of our models, please see [Appendix B](#).

### 5.1 Turn-taking Evaluation

We first measure the turn-taking ability of the various proposed models. For this we construct a new task with the MultiLIGHT validation set, wherein the goal is to predict the next speaker given previous dialogue turns. As our metric, we measure the accuracy of a model in predicting the right speaker for the next turn, over all turns. A random baseline in this task has an accuracy in predicting the next turn speaker of 33.3%.

#### 5.1.1 Silence OR utterance

This model is trained to either generate a special silence token (`__SILENCE__`) or the actual utterance from its respective character, if the model predicts it is the character’s turn. Because of the over-presence of examples with the silence token as response ( $\frac{2}{3}$  of the examples), the direct use of the dataset is prone to producing models that always output `__SILENCE__`. Thus, we experimented with different values of “silence drop out” (referred to as **SDO**), where we drop a fraction of these silence examples. During the evaluation we generate with the model for each of the agents, then aggregate the results to determine the next speaker. Our approach breaks ties by selecting the agent with the lowest probability of generating `__SILENCE__`, i.e. is most confident that it should speak (as we know in the evaluation someone does speak).

This approach was not able to achieve speaker prediction accuracy noticeably higher than the baseline (our best was 36.5%, achieved with SDO of

0.9). We believe that this is due to the accumulation of errors from all three generations, which is discussed in more detail in [Appendix D](#).

#### 5.1.2 Speaker AND utterance

Training a model to predict the speaker name and the utterance, we can use only the first part (speaker name) to predict the actual speaker, and thus evaluate its performance in controlling the flow of the conversation. Using this approach, our best model trained on MultiLIGHT achieved an accuracy of 49.5%.

#### 5.1.3 Speaker only

Finally, we explore models that generate the speaker name only. Here, as well as evaluating R2C2-based models, as before, we also include smaller models in our comparisons: BART (400m) and T5 (700m). We also ran experiments on predicting the speaker given not only the dialogue history, but also the current generated utterance as part of the context (knowing what was said, and asking the model who said it). The latter should be an easier task and is one way of measuring upper bounds / headroom for the more difficult task. [Table 3](#) summarizes the accuracy of these models, as well as comparing them to the other approaches from [subsection 5.1.1](#) and [subsection 5.1.2](#). For models using the same underlying R2C2 language model we see performance that is similar between the Speaker only and Speaker AND Utterance models, with the Speaker AND Utterance being slightly better. This indicates the extra training targets of the latter model do not make the speaker identification task harder, and may actually bring a benefit. Changing the base language model, we also see superior performance of the BART model over T5 and R2C2 — where BART happens to be the smallest model in size (number of parameters). Comparing all of these numbers to including the current utterance (last column), we see a clear improvement on speaker prediction accuracy, with large gains. There may still be headroom for much better models.

## 5.2 Coherence Evaluation

The next step after investigating turn-taking/conversational flow, is investigating the quality and the coherence of the utterances themselves. In these evaluations we assume the speaker is already known, following the choices given in the validation set annotations, and only

Model	Given dialogue history only	Given history + current utterance
Silence OR utterance (2.7B)	35.8	-
Speaker AND Utterance (2.7B)	49.5	-
Speaker only, R2C2 (2.7B)	49.2	82.2
Speaker only, T5 (700M)	49.6	68.9
Speaker only, BART (400M)	54.4	85.0

Table 3: The accuracy of predicting the speaker for the next utterance, either given no knowledge of what speaker or utterance is coming next, or given the current utterance itself (but not the speaker name) which is an easier task.

Model	LIGHT			LIGHT Wild			MultiLIGHT		
	PPL 8k	PPL 50k	F1	PPL 8k	PPL 50k	F1	PPL 8k	PPL 50k	F1
BlenderBot 1 (2.7B)	16.88		13.95	17.76		12.51	19.32		12.36
BlenderBot 2 (2.7B)	19.01		10.48	18.83		11.53	22.88		10.23
Prompted OPT (175B)		12.74	13.35		13.71	13.17		13.43	14.07
Prompted BlenderBot 3 (175B)		9.78	15.95		9.32	13.96		10.65	13.36
LIGHT SotA (2.7B)	12.35		16.03	14.48		14.34	14.77		13.52
Utterance only [L]		14.51	16.25		15.87	14.21		17.46	13.71
Utterance only [LW]		13.64	17.43		14.08	15.21		17.44	14.11
<b>Utterance only [LWM]</b>		13.62	17.34		14.25	15.14		<b>13.25</b>	15.86
Utterance only W Cringe Loss [LWM]		14.75	16.64		14.78	14.95		15.28	15.05
Silence OR Utterance (SDO=0.5) [M]		-	-		-	-		16.82	11.53
Silence OR Utterance (SDO=0.9) [M]		-	-		-	-		16.06	11.37
Silence OR Utterance (SDO=0.999) [M]		-	-		-	-		15.74	12.08
Speaker AND Utterance [L]		14.12	16.70		15.80	14.67		16.39	14.39
Speaker AND Utterance [LW]		14.03	16.69		14.05	16.15		16.29	14.48
Speaker AND Utterance [LWM]		14.40	16.92		14.45	15.91		13.69	<b>15.95</b>
Speaker AND Utterance [M]		16.95	14.91		19.05	12.50		13.55	15.66

Table 4: **Language Modeling Metrics** on three tasks, LIGHT and LIGHT Wild (which are two-party) and MultiLIGHT (which is multi-party). We compare the performance of existing state of the art models (top 5 rows) to R2C2 based models (2.7B parameters) with three approaches to training: **Utterance only**: given the full context and the prompt for the next-speaker, it generates the utterance; **Silence OR Utterance**: given the full context and the prompt for the next-speaker, generates a silence token or the utterance; **Speaker AND Utterance**: given the full context, generates the next speaker name/ID along with the utterance from that speaker. The datasets that models are trained on is indicated in the brackets (L: LIGHT, W: LIGHT Wild, M: MultiLIGHT). PPL values are split into two columns based on the model dictionary sizes.

evaluate the quality of various models at generating utterances given the speaker choice.

### 5.2.1 Baselines and Setup

We start with establishing baselines using the existing dialogue models from the literature that are comparable with our setup. We choose BlenderBot 1 (Roller et al., 2020), BlenderBot 2 (FAIR, 2021), along with a prompted version of pre-trained-only OPT (Zhang et al., 2022) and its dialogue-fine-tuned variant BlenderBot 3 (Shuster et al., 2022b). For OPT, we crafted custom prompts that included a few examples from the MultiLIGHT training set. For BlenderBot 2 and 3, we do not use their long term memory and internet search modules and use only their utterance generation module to output a given turn.

This work is a multi-party extension of previous works on the text-based adventure game, LIGHT.

As a result, we have access to two other in-domain datasets which, although not multi-party dialogue, provide more data for better fine-tuning. They also provide additional evaluation setups for our models, which allow us to check if they perform well in the two-party, as well as the multi-party case. Specifically we use the *LIGHT* (Urbanek et al., 2019) and *LIGHT Wild* (Shuster et al., 2021b) datasets, which are both two-party conversational setups in a crowdworker or organic user set, respectively. We thus also include in our baselines the current state of the art model for LIGHT from the best performing *Expanded Attention* model in (Shuster et al., 2021c) which was trained on the latter two datasets; we refer to it as LIGHT SotA for the rest of this paper.

Table 4 provides our main results. The first 5 rows show the performance of our baseline mod-

els, in terms of perplexity and unigram F1, on the validation split of our three main datasets. The baseline models, except OPT, are fine-tuned on a large corpora of two-party turn-based dialogues. BlenderBot 3 and LIGHT SotA have LIGHT and LIGHT Wild in their fine-tuning data. BlenderBot 1 and 2, and the LIGHT SotA models are using the same dictionary with 8008 tokens; OPT, BlenderBot 3, and R2C2 share a different dictionary with 50,264 tokens. Perplexities across different dictionaries are not comparable, but are comparable for models that share the same dictionary. With that in mind, we can see the improved performance of the LIGHT SotA model compared to BlenderBot 1 and 2, across all three datasets, which is clearly related to its in-domain fine-tuning. Comparing OPT to BlenderBot 3 shows better perplexity metrics for BlenderBot 3, but better F1 for the OPT model on MultiLIGHT. We attribute this to the observation that BlenderBot 3 is fine-tuned on dialogue data, including LIGHT and LIGHT Wild, but is biased towards two-party dialogues.

Next, we study the improvements we can gain from training new models that take advantage of the new MultiLIGHT dataset. We use the three approaches from [section 4](#) which are capable of response generation.

### 5.2.2 Utterance only

Rows 6 to 9 in [Table 4](#) summarize the results of using this approach when fine-tuning an R2C2 model. The first three results are vanilla training of the transformer models with different training sets, while the last row is from using the Cringe loss to also penalize negative examples ([Adolphs et al., 2022](#)). The details of generating positive and negative examples for the Cringe loss model is presented in [Appendix E](#). Final results indicate that using the simple training (with no Cringe loss) that is multi-tasked with all the three datasets has the best performance. While using MultiLIGHT does not strongly impact the performance on the LIGHT and LIGHT Wild datasets, it makes a large difference in improving metrics for the multi-party case, e.g. validation PPL is reduced from 17.44 to 13.25.

### 5.2.3 Silence OR utterance

Rows 10 to 12 in [Table 4](#) shows the results for three selected values of silence drop out (SDO). Note here we are computing the utterance quality metrics only on turns that the speaker is not silent,

and we force the model to generate an utterance in these cases for evaluation purposes. We trained this approach with only the multi-party MultiLIGHT dataset and evaluated it on MultiLIGHT. The performance drop from this approach, compared to other techniques, e.g. Speaker and Utterance models trained on MultiLIGHT only, is quite noticeable.

### 5.2.4 Speaker AND utterance

The last four rows in [Table 4](#) show the metrics on the quality of the utterances generated by the speaker AND utterance models. In order to only evaluate utterance coherence for this model, we provide the correct speaker label as a prefix (to avoid generating for the wrong speaker) and compute perplexity and unigram F1 only on the utterance part of the generated text, by masking the speaker name and its subsequent tokens (colon and trailing space). Again, we find that the multi-tasked model is outperforming the other models on MultiLIGHT with a minimal deterioration on the two-party LIGHT and LIGHT Wild tasks. Overall, it shows performance marginally, if at all, worse than the utterance-only approach, exceeding it in 2 out of 6 metrics in the table.

## 5.3 Human Evaluations

In order to test our findings in practice, we run human evaluations ([Smith et al., 2022](#)). This is another round of crowdsourced tasks in which we ask crowdworkers to have an interactive conversation with our agents (models). We replicate a setup similar to the original crowdsourcing task for MultiLIGHT: there are three characters, in a described location, all role-playing (either role-played by a human, or by a model) to their assigned personas. Here, the crowdworker takes the role of one of the characters, while the models play the other two roles. After each response from the bot, the human participant (i.e., the crowdworker) tags model responses for attributes such as *consistency*, *contradiction*, *engagingness*, *sounding out of turn* or *nonsensical*, and having *mistaken identity*. The crowdworkers are also asked to rate the overall quality of the conversation at the end of the chat. We provide further details about the task and evaluation in [Appendix F](#).

We compare two different approaches for **turn-taking** (a random baseline vs. a BART-based speaker only model) and two for **utterance generation** (LIGHT SotA as a baseline vs. Utterance only

Model	Consistent $\uparrow$	Engaging $\uparrow$	Mistaken Identity $\downarrow$	Contradictory $\downarrow$	Nonsensical $\downarrow$	Overall Rating (5) $\uparrow$	Number of Messages
LIGHT SotA	28.1%	23.9%	25.5%	8.8%	7.5%	2.5	2198
Our best	55.8%	31.6%	2.2%	4.9%	2.4%	3.8	2136

Table 5: Human Evaluation Results comparing our best utterance generation model (Utterance only [LWM]) to the existing state of the art model shows clear improvements from adding the new MultiLIGHT dataset. We find a statistically significant improvement across all metrics ( $t$ -test,  $p$ -value of 0.05).

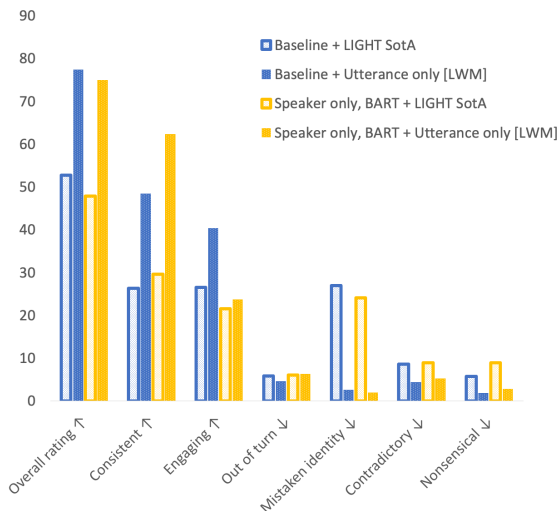


Figure 2: Human evaluations for selected models, with two combinations of speaker prediction (blue vs. yellow bars) and utterance generation (solid vs. hollow bars). The arrow on a metric shows the direction for its improvement (i.e., higher or lower).

[LWM]). We thus devised four different agents for this experiment, combining these approaches.

Figure 2 shows the outcome of our human evaluation on the combinations of the turn-taking and the utterance generation models. There is significant improvement across the board on the quality of the utterance when comparing our best utterance generation model (solid bars) to the baseline (hollow bars). The same conclusion can not be made between the random baseline (blue bars) to the trained turn-taking model (yellow bars). We hypothesize that this is due to the nature of the conversations in this dataset: we are in an open-ended conversational setting, e.g. without any strict rules for accomplishing a task. One could argue that no matter who speaks next, if the utterance makes sense there is little if any harm to the flow of the conversation. We could even notice some utterances that can perhaps be reordered in the sample provided in Figure 1.

Factoring out the turn-taking approach, which was concluded to have insignificant contribution to the quality, we compare the human evaluation re-

sults from our two dialogue generations models in Table 5. This provides the overall comparison between LIGHT SotA to our best utterance generation model (i.e., Utterance only [LWM]). Note that here we removed the “out of turn” criterion, because it was attributed to the flow control (turn-taking) models and not the utterance generation model. Results clearly shows the improvement gained from the MultiLIGHT dataset on all the attributes. These result show a statistically significant improvement across all the metrics ( $t$ -test,  $p$ -value of 0.05).

## 6 Conclusion

We have studied conversational AI agents conducting multi-party chat, comparing several presented techniques using a newly collected dataset. The lack of a corpus with adequate size for training as well as evaluating practical models has been one of the bottlenecks for this research topic. We built a new dataset, MultiLIGHT, to train agents that act in a multi-party setting with a given persona and in a given setting. This was done through training language models to be proficient at two tasks: (1) controlling the flow of the conversation (turn-taking); (2) generating text utterances. Comparing our best approach on each of these two subtasks to existing state of the art baselines we showed that the new training set has a notable effect in increasing the quality of utterances in a multi-party chat, across many metrics. The flow control subtask, however, has much less contribution to the overall quality of the conversational agent as measured by humans.

Results here raise future research questions around the value of a turn-taking model and the settings in which strict turn-taking is important for improving conversation quality. It is possible that our dataset and the given setting do not strongly require exact turn order for an engaging and coherent conversation, and evaluation of performance in this area – in situations where it becomes more important – requires building further benchmarks.



## 7 Social Impact

The impact of training in multi-party settings is not particularly well understood, as much less prior work exists in this space compared to the two-party setting. We hope that our contribution in this area can foster more research, and future work may want to pay attention to how awareness of multi-party turn-taking in bots can lead to more inclusive experiences for those that can be left out in these settings.

Our crowdsourced dataset was collected with attention to worker fairness. We estimated the amount of time that it takes the crowdworkers to submit a task. Using this we assured that they are compensated fairly, well above minimum wage for all of the tasks used in this work. This rate was used both for the main phase as well as for the eligibility phase, wherein we allowed workers to attempt the task and selected a pool of eligible workers that met the task requirements.

We note that our dataset relies on the underlying LIGHT environment, which may have some issues with fairness and representation. While some of these have been studied in previous works and mitigations are included (Dinan et al., 2019), we acknowledge that these issues are not entirely resolved. We rely on the characters and personas from this work, but no analysis has been done on biases that are present in the original LIGHT locations or in created layouts. Given we use settings generated in the same way, our dataset would suffer from the same issues should they exist.

## References

- Daniel Adiwardana, Minh-Thang Luong, David R So, Jamie Hall, Noah Fiedel, Romal Thoppilan, Zi Yang, Apoorv Kulshreshtha, Gaurav Nemade, Yifeng Lu, et al. 2020. Towards a human-like open-domain chatbot. *arXiv preprint arXiv:2001.09977*.
- Leonard Adolphs, Tianyu Gao, Jing Xu, Kurt Shuster, Sainbayar Sukhbaatar, and Jason Weston. 2022. The cringe loss: Learning what language not to model. *arXiv preprint arXiv:2211.05826*.
- Stergos Afantenos, Nicholas Asher, Farah Benamara, Anais Cadilhac, Cédric Dégremont, Pascal Denis, Markus Guhe, Simon Keizer, Alex Lascarides, Oliver Lemon, et al. 2012. Developing a corpus of strategic conversation in the settlers of catan. In *Workshop on Games and NLP (GAMNLP-12)*.
- Jason Baumgartner, Savvas Zannettou, Brian Keegan, Megan Squire, and Jeremy Blackburn. 2020. [The pushshift reddit dataset](#).
- Allan Dafoe, Yoram Bachrach, Gillian Hadfield, Eric Horvitz, Kate Larson, and Thore Graepel. 2021. Cooperative ai: machines must learn to find common ground. *Nature*, 593(7857):33–36.
- Emily Dinan, Angela Fan, Adina Williams, Jack Urbanek, Douwe Kiela, and Jason Weston. 2019. Queens are powerful too: Mitigating gender bias in dialogue generation. In *Conference on Empirical Methods in Natural Language Processing*.
- Emily Dinan, Varvara Logacheva, Valentin Malykh, Alexander Miller, Kurt Shuster, Jack Urbanek, Douwe Kiela, Arthur Szlam, Iulian Serban, Ryan Lowe, et al. 2020. The second conversational intelligence challenge (convai2). In *The NeurIPS’18 Competition: From Machine Learning to Intelligent Conversations*, pages 187–208. Springer.
- Meta AI FAIR. 2021. [Blender bot 2.0: An open source chatbot that builds long-term memory and searches the internet](#).
- Meta AI FAIR, Anton Bakhtin, Noam Brown, Emily Dinan, Gabriele Farina, Colin Flaherty, Daniel Fried, Andrew Goff, Jonathan Gray, Hengyuan Hu, et al. 2022. Human-level play in the game of diplomacy by combining language models with strategic reasoning. *Science*, 378(6624):1067–1074.
- Angela Fan, Jack Urbanek, Pratik Ringshia, Emily Dinan, Emma Qian, Siddharth Karamcheti, Shrimai Prabhumoye, Douwe Kiela, Tim Rocktaschel, Arthur Szlam, and Jason Weston. 2020. [Generating interactive worlds with text](#). *Proceedings of the AAAI Conference on Artificial Intelligence*, 34(02):1693–1700.
- Timothy Hawes, Jimmy Lin, and Philip Resnik. 2009. Elements of a computational model for multi-party discourse: The turn-taking behavior of supreme court justices. *Journal of the American Society for Information Science and Technology*, 60(8):1607–1615.
- Katrin Kirchhoff and Mari Ostendorf. 2003. Directions for multi-party human-computer interaction research. In *Proceedings of the HLT-NAACL 2003 Workshop on Research Directions in Dialogue Processing*, pages 7–9.
- Ryan Lowe, Nissan Pow, Iulian Serban, and Joelle Pineau. 2015. The ubuntu dialogue corpus: A large dataset for research in unstructured multi-turn dialogue systems. *arXiv preprint arXiv:1506.08909*.
- Khyati Mahajan and Samira Shaikh. 2021. [On the need for thoughtful data collection for multi-party dialogue: A survey of available corpora and collection methods](#). In *Proceedings of the 22nd Annual Meeting of the Special Interest Group on Discourse and Dialogue*, pages 338–352, Singapore and Online. Association for Computational Linguistics.
- Kevin P Murphy. 2012. *Machine learning: a probabilistic perspective*. MIT press.

- OpenAI. 2022. Chatgpt: Optimizing language models for dialogue. <https://openai.com/blog/chatgpt/>. [Online; accessed 21-February-2023].
- Alan Ritter, Colin Cherry, and Bill Dolan. 2010. **Un-supervised modeling of Twitter conversations**. In *Human Language Technologies: The 2010 Annual Conference of the North American Chapter of the Association for Computational Linguistics*, pages 172–180, Los Angeles, California. Association for Computational Linguistics.
- Stephen Roller, Y-Lan Boureau, Jason Weston, Antoine Bordes, Emily Dinan, Angela Fan, David Gunning, Da Ju, Margaret Li, Spencer Poff, et al. 2020. Open-domain conversational agents: Current progress, open problems, and future directions. *arXiv preprint arXiv:2006.12442*.
- Isabella Seeber, Eva Bittner, Robert O Briggs, Triparna De Vreede, Gert-Jan De Vreede, Aaron Elkins, Ronald Maier, Alexander B Merz, Sarah Oeste-Reiß, Nils Randrup, et al. 2020. Machines as teammates: A research agenda on ai in team collaboration. *Information & management*, 57(2):103174.
- Iulian Serban, Alessandro Sordoni, Yoshua Bengio, Aaron Courville, and Joelle Pineau. 2016. Building end-to-end dialogue systems using generative hierarchical neural network models. In *Proceedings of the AAAI conference on artificial intelligence*, volume 30.
- Iulian Vlad Serban, Ryan Lowe, Peter Henderson, Laurent Charlin, and Joelle Pineau. 2015. **A survey of available corpora for building data-driven dialogue systems**.
- Samira Shaikh, Tomek Strzalkowski, Aaron Broadwell, Jennifer Stromer-Galley, Sarah Taylor, and Nick Webb. 2010. **MPC: A multi-party chat corpus for modeling social phenomena in discourse**. In *Proceedings of the Seventh International Conference on Language Resources and Evaluation (LREC'10)*, Valletta, Malta. European Language Resources Association (ELRA).
- Kurt Shuster, Mojtaba Komeili, Leonard Adolphs, Stephen Roller, Arthur Szlam, and Jason Weston. 2022a. Language models that seek for knowledge: Modular search & generation for dialogue and prompt completion. *arXiv preprint arXiv:2203.13224*.
- Kurt Shuster, Spencer Poff, Moya Chen, Douwe Kiela, and Jason Weston. 2021a. Retrieval augmentation reduces hallucination in conversation. *arXiv preprint arXiv:2104.07567*.
- Kurt Shuster, Jack Urbanek, Emily Dinan, Arthur Szlam, and Jason Weston. 2021b. Dialogue in the wild: Learning from a deployed role-playing game with humans and bots. In *Findings of the Association for Computational Linguistics: ACL-IJCNLP 2021*, pages 611–624.
- Kurt Shuster, Jack Urbanek, Arthur Szlam, and Jason Weston. 2021c. Am i me or you? state-of-the-art dialogue models cannot maintain an identity. *arXiv preprint arXiv:2112.05843*.
- Kurt Shuster, Jing Xu, Mojtaba Komeili, Da Ju, Eric Michael Smith, Stephen Roller, Megan Ung, Moya Chen, Kushal Arora, Joshua Lane, Morteza Behrooz, William Ngan, Spencer Poff, Naman Goyal, Arthur Szlam, Y-Lan Boureau, Melanie Kambadur, and Jason Weston. 2022b. Blenderbot 3: a deployed conversational agent that continually learns to responsibly engage. *arXiv preprint arXiv:2208.03188*.
- Eric Michael Smith, Orion Hsu, Rebecca Qian, Stephen Roller, Y-Lan Boureau, and Jason Weston. 2022. Human evaluation of conversations is an open problem: comparing the sensitivity of various methods for evaluating dialogue agents. *arXiv preprint arXiv:2201.04723*.
- Romal Thoppilan, Daniel De Freitas, Jamie Hall, Noam Shazeer, Apoorv Kulshreshtha, Heng-Tze Cheng, Alicia Jin, Taylor Bos, Leslie Baker, Yu Du, YaGuang Li, Hongrae Lee, Huaixiu Steven Zheng, Amin Ghafouri, Marcelo Menegali, Yanping Huang, Maxim Krikun, Dmitry Lepikhin, James Qin, Dehao Chen, Yuanzhong Xu, Zhifeng Chen, Adam Roberts, Maarten Bosma, Yanqi Zhou, Chung-Ching Chang, Igor Krivokon, Will Rusch, Marc Pickett, Kathleen S. Meier-Hellstern, Meredith Ringel Morris, Tulsee Doshi, Renelito Delos Santos, Toju Duke, Johnny Soraker, Ben Zevenbergen, Vinodkumar Prabhakaran, Mark Diaz, Ben Hutchinson, Kristen Olson, Alejandra Molina, Erin Hoffman-John, Josh Lee, Lora Aroyo, Ravi Rajakumar, Alena Butryna, Matthew Lamm, Viktoriya Kuzmina, Joe Fenton, Aaron Cohen, Rachel Bernstein, Ray Kurzweil, Blaise Agueras-Arcas, Claire Cui, Marian Croak, Ed H. Chi, and Quoc Le. 2022. **Lamda: Language models for dialog applications**. *CoRR*, abs/2201.08239.
- Jack Urbanek, Angela Fan, Siddharth Karamcheti, Saachi Jain, Samuel Humeau, Emily Dinan, Tim Rocktäschel, Douwe Kiela, Arthur Szlam, and Jason Weston. 2019. **Learning to Speak and Act in a Fantasy Text Adventure Game**. In *Proceedings of the 2019 Conference on Empirical Methods in Natural Language Processing and the 9th International Joint Conference on Natural Language Processing (EMNLP-IJCNLP)*, pages 673–683, Hong Kong, China. Association for Computational Linguistics.
- Jack Urbanek and Pratik Ringshia. 2023. Mephisto: A framework for portable, reproducible, and iterative crowdsourcing. *arXiv preprint arXiv:2301.05154*.
- Susan Zhang, Stephen Roller, Naman Goyal, Mikel Artetxe, Moya Chen, Shuohui Chen, Christopher Dewan, Mona Diab, Xian Li, Xi Victoria Lin, et al. 2022. Opt: Open pre-trained transformer language models. *arXiv preprint arXiv:2205.01068*.

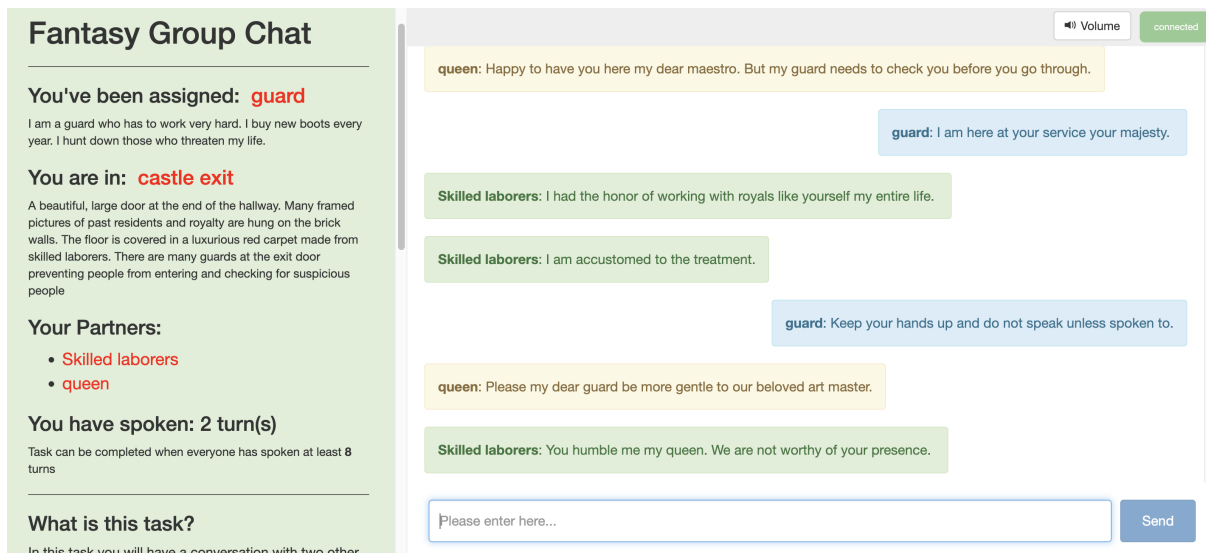


Figure 3: Screenshot sample of the task interface used by crowdworkers for creating the main dataset.

## A MultiLIGHT dataset generation task

We use Amazon Mechanical Turk service to acquire crowdworkers. Workers are required to go through our screening step which assures they understand the objectives of our task, and present high quality work; we call this our task *on-boarding*. During the on-boarding, we guide the workers through a fixed and scripted interactive scenario, and gradually introduce them to the aspects of the task that they need to pay attention to. Returning workers are not required to go through this process a second time and get directed to the main task.

After the on-boarding, workers are assigned to a chat room of three and they start the main task. Figure 3 shows an example screenshot from our main crowdsourcing task. Each worker has an assigned persona to role-play. They can see personas of their own character and other participants on the information pane on the left side; which also includes the description of the setting/location that this conversation happens. Workers can send a message anytime during the conversation: there is no blocking of users due to turns. Along with the message, we record the relative time that each message was sent. After reaching a certain number of utterances, they can choose to finish the chat and submit their work. There is a form at the end that allows workers to report any unacceptable or inappropriate behaviour from their partners. We also run automated tests on the context of the chat to make sure of its quality and safety.

As far as the size of the dataset is concerned, using ParlAI’s `re` tokenizer, MultiLIGHT has a

total of about 4.9 million utterance tokens in the dataset. The training split contains 4.6 million of them, with 36,297 unique tokens.

There are a total of 579 unique locations in the training, 281 in the valid, and 243 in the test split of the dataset. All the location in the valid and test set are also present in the training set. Similarly there are 955, 440, and 413 unique characters in the train, valid, and test splits, respectively. Locations were selected randomly from a filtered list of eligible rooms in the original LIGHT dataset, excluding rooms that appeared too similar or ones that make sense for a medieval fantasy setting but we didn’t want to include in these chats (such as a "Torture room" in a dungeon). Characters were then selected from the candidate sets by a starspace model as in Fan et al. (2020), using a random selection of three of the top five candidates for each room.

We sampled the submissions and vetted them carefully for assuring high quality. We identified high quality workers (a total of 286) and created a quality tier system based on that. Tier 1 data is our high quality data in which all the workers belong to our vetted set of workers and there is no violation report. Tier 2 contains everything else: there is either 1 reported violation or not all the participating workers are vetted. Conversations with very low quality after a manual check were removed from the original dataset. We also add the individual workers quality to the dataset for further studies that may focus on interaction between workers from different tiers. The entire *valid* and *test* splits, and 76% of the *train* set is composed of

the tier 1 data.

## B Model training details

We used ParlAI platform<sup>4</sup> for training our models. For most of our R2C2 models we ran a series of sweeps on different values of the batch size (8, 32) and learning rate ( $1e - 6$ ,  $5e - 7$ ), then selected the best performing models to run our evaluations on. Our training cluster uses V100 GPUs and we used 1 GPU per batch example. The wall time is set at 48 hours, with an early stoppage if the criteria metric (mostly perplexity) does not improve over 3 consecutive evaluations; we ran an evaluation every half epoch.

Our BART model uses a learning rate of  $1e - 6$ , batch size of 32, and T5 uses learning rate of  $1e - 5$ , batch size of 16. Both run on 4 GPUs with the same GPU type and wall time as before.

During the inference, for generating the results, we used greedy generation for turn-taking models and beam search for utterance generation. Generally, we choose a beam size of 3 with a minimum length of 20 tokens, and beam blocking tri-grams (ngrams of size 3).

## C Turn-taking performance baseline

Here we discuss our baseline performance values for turn-taking models. While calculating the numeric values, we assume that there are only 3 characters present to arrive at numbers relevant to our dataset.

### C.1 From a single character viewpoint

Let  $y$  be a random variable that is 1 if the model selects its relevant speaker to be the next speaker and 0, otherwise. Similarly, have  $\hat{y}$  to be 1 if the next turn is in fact this speaker and 0 otherwise. Clearly these two random variables are independent since one is coming from the model response/sampling, and the other is a function of the dataset.

From the viewpoint of a single character if the model selects uniformly at random, we have  $p(y = 1) = \frac{1}{3}$  as the chance of selecting its relevant character as the next speaker, and  $p(\hat{y} = 1) = \frac{1}{3}$  for the next actual speaker being in fact this character. Keeping in mind the independence of these variables the probability of correct decision for the

next turn is

$$\begin{aligned} p(\text{correct}) &= p(y = 1, \hat{y} = 1) + p(y = 0, \hat{y} = 0) \\ &= p(y = 1) \times p(\hat{y} = 1) \\ &\quad + p(y = 0) \times p(\hat{y} = 0) \\ &= \left(\frac{1}{3}\right)^2 + \left(\frac{2}{3}\right)^2 = \frac{5}{9}, \end{aligned}$$

which in fact equals our expected accuracy.

Using the above random variables we can find the precision as  $p(y = 1 | \hat{y} = 1)$  (Murphy, 2012), which given the variables independence becomes  $p(y = 1) = \frac{1}{3}$ . Similarly the recall comes to  $p(\hat{y} = 1 | y = 1) = p(\hat{y}) = \frac{1}{3}$ . Putting these together in for computing **F1** score we arrive at  $\frac{1}{3}$ .

At this point it is interesting to consider a model that always remains silent (for example by generating `__SILENCE__`). Repeating the above with  $p(y = 1) = 0$ , we get an accuracy of  $\frac{2}{3}$ , and a precision of 0, hence an F1 values of 0. Conversely, a model with no silence turn reaches an F1 values of  $\frac{1}{2}$ , because of  $p(y = 1) = 1$  and  $p(\hat{y}) = \frac{1}{3}$ ; and accuracy of  $\frac{1}{3}$ .

### C.2 Next speaker prediction

The baseline random model for choosing the next speaker is selecting the next speaker uniformly at random from the pool of the existing characters. Having three characters, it is trivial to arrive at the **accuracy** of  $\frac{1}{3}$  for correctly predicting the character who has the next utterance.

## D Next turn prediction with silence OR utterance models

Figure 4 shows the main metrics for evaluating the turn-taking performance of the silence OR utterance model. The values on this graph are showing widely different metrics; but since they are all dimensionless with values in  $[0, 1]$  interval, we place them on the same graph for easier comparison and visualizing their trends. Here, in the case of a tie during selecting the next speaking agents, our heuristic algorithm computes the perplexity of the silence token between the candidates (all the agents if they all generated `__SILENCE__`; the agents who want to speak, if there is more than one) and picks the agent with the highest perplexity on `__SILENCE__` as the next speaker.

Silence drop out (SDO) values play an important role in performance of the silence OR utterance models when predicting the next speaker. The blue

<sup>4</sup><https://parl.ai/>

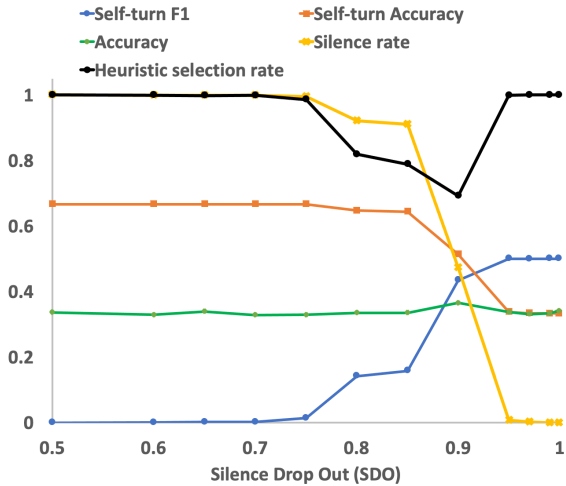


Figure 4: Model performance metrics in next speaker prediction for the silence OR utterance models, with different values of SDO.

and the orange lines show the self-turn (from the agent viewpoint) prediction F1 and accuracy, respectively. They match the two extremes for *always* or *never* silent as we predicted in C.1. These metrics are from the viewpoint of a single character, and therefore not directly comparable to the values we discussed in 5.1.

The green line shows the accuracy of predicting the next speaker (which includes the tie-breaking using the heuristic) and is the metric we discussed in 5.1 about this class of models. As it can be seen, it remains relatively flat with a very subtle increase around SDO of 0.9. Overlaying that with the yellow line which shows the rate at which the model is generating the silence token (notice it being 1 at low and 0 at high SDO values), we see that this small increase happens when the model crosses from always silent to the never silent regimes. Regardless, the jump is not enough to make the model superior to the baseline. We argue that this is due to the fact that having multiple models, there is low probability for all three to generate the right prediction simultaneously. In fact, if not having a wrong speaker predicted, in many case we revert to our heuristic for selecting the next speaker, which its rate is show with the black line. This puts using the silence OR utterance model at disadvantage compared to other approaches.

## E Cringe Loss

Training a model using Cringe loss requires defining a set of positive and negative examples. Here, the former comes from the regular training exam-

ples, which we used with the rest of the models in this approach. We created two different types of negative examples:

1. **Wrong order:** removing the last seen message from the context of the conversation, with the aim of imitating a message that is sent out of order.
2. **Wrong speaker:** keeping the message but changing its speaker to another one of the present characters.

## F Human evaluation task

This task utilizes Mephisto again, but we also take advantage of ParlAI agents, which build the core of our conversational model (AI agent). These agents are built on the premise of turn-based conversations and run on a cycle of *observe* and *act*. We fit our framework of multi-party asynchronous chat into this by running an agent act at the beginning of each round of conversation. This act first uses the turn-taking model (random or trained) to choose the next speaker. If the next speaker is determined to be the human, it passes the control to the human and waits for a response, otherwise it blocks the human from sending a message and meanwhile uses the utterance generation model and produces a response. When utilizing the utterance generation models we craft the context such that it matches the original format from its training. In both cases, the response is shown to the model (to be taken into account for updating the history of the conversation). The cycle repeats until collecting a total of 15 message from either side.

On the user interface side, every time that there is an utterance from the bot, the process prompts the human to rate the response by attributes that applies to the message (see Figure 5). Note that there is a *None* option to choose when none of the selected categories apply. Also, at the end of the conversation, we ask about the overall quality of the conversation from the human annotators—this is in fact the state that the screenshot in Figure 5 is at.

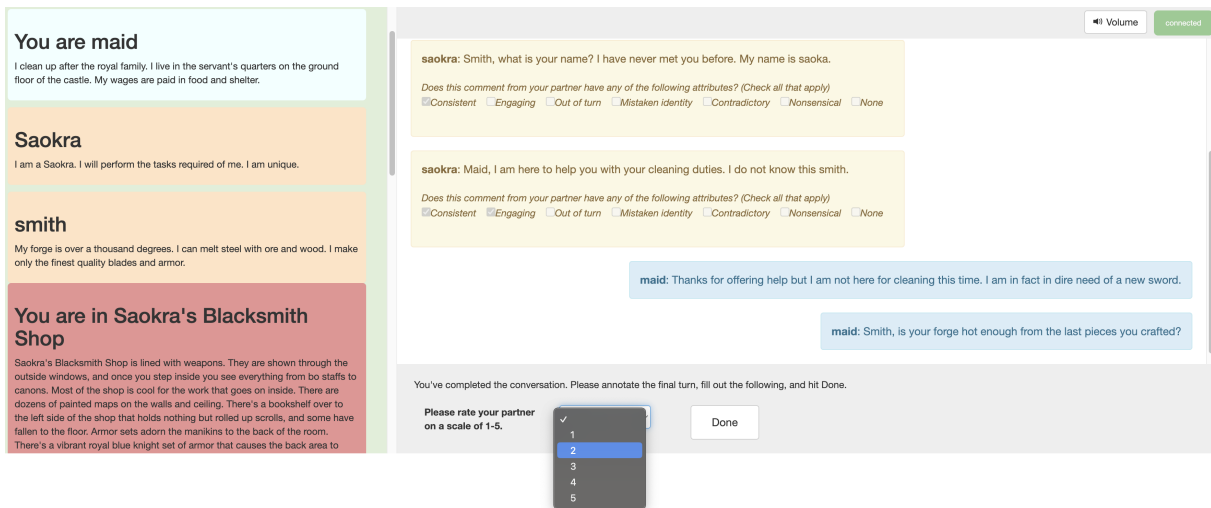


Figure 5: Screenshot sample of the task interface used by crowdsourcers for evaluating the models.