

# AutoCure: Automated Tabular Data Curation Technique for ML Pipelines

Mohamed Abdelaal  
Software AG

Darmstadt, Germany  
mohamed.abdelaal@softwareag.com

Rashmi Koparde  
Otto von Guericke University Magdeburg

Magdeburg, Germany  
rashmi.koparde@st.ovgu.de

Harald Schöning  
Software AG

Darmstadt, Germany  
harald.schoening@softwareag.com

**Abstract**—Machine learning algorithms have become increasingly prevalent in multiple domains, such as autonomous driving, healthcare, and finance. In such domains, data preparation remains a significant challenge in developing accurate models, requiring significant expertise and time investment to search the huge search space of well-suited data curation and transformation tools. To address this challenge, we present AutoCure, a novel and configuration-free data curation pipeline that improves the quality of tabular data. Unlike traditional data curation methods, AutoCure synthetically enhances the density of the clean data fraction through an adaptive ensemble-based error detection method and a data augmentation module. In practice, AutoCure can be integrated with open source tools, e.g., Auto-sklearn, H2O, and TPOT, to promote the democratization of machine learning. As a proof of concept, we provide a comparative evaluation of AutoCure against 28 combinations of traditional data curation tools, demonstrating superior performance and predictive accuracy without user intervention. Our evaluation shows that AutoCure is an effective approach to automating data preparation and improving the accuracy of machine learning models.

**Index Terms**—data curation, data quality, data augmentation, machine learning, tabular data

## I. INTRODUCTION

**Data Quality Problems:** In the recent decades, machine learning (ML) has developed a strong impact in several application domains, including autonomous driving, gaming, healthcare, logistics, and finance [9]. Developing ML models, in such domains, typically involves data acquisition from multiple distinct sources. For instance, perception and state estimation systems in self-driving cars usually employ ML models trained on data collected from sensor readings, GPS fixes, and historical records [35]. After data acquisition, data preparation and transformation processes are commonly carried out to bring the collected data into a state suitable for model building. In fact, the performance of such ML models broadly depends on the quality of the input data [25]. Specifically, the predictive performance may drastically degrade whenever the input data is noisy or contains erroneous instances. In general, real-world data mostly suffers from heterogeneous error profiles due to improper join operations, noisy communication channels, inaccurate and/or incomplete manual data entry, etc. [16]. Due to such technical/human-related problems, different error types, e.g., outliers, pattern/rule violations, duplicates, inconsisten-

cies, and implicit/explicit missing values, may simultaneously emerge in a data set.

**Challenges:** Since high data quality is a necessary prerequisite for improving the performance of ML models, the input data has to be properly curated before being employed for modeling tasks. A typical data curation pipeline usually begins with detecting erroneous instances before repairing them. In fact, there exist plenty of commercial and open source tools for error detection and repair, e.g., Talend, OpenRefine, Trifacta, Tamr, NADEEF, and HoloClean [2]. However, such tools still suffer from several problems. First, they usually require domain knowledge and skilled individuals who can formulate such knowledge as a set of rules/constraints. Exceptions to these rules/constraints are typically reported to the users to take appropriate corrective actions, either by correcting the data, or by fine-tuning the data and/or the rule definitions. Due to user involvement, it may become challenging to adopt these data curation tools without users possessing sufficient data expertise. A possible solution could be the adoption of an automated rule generation tool, e.g., Metanome [27], DCFinder [28], and RTClean [11]. Nevertheless, the performance of such tools, in terms of the quality of the generated rules, varies broadly for different datasets, according to our experiments [1]. Moreover, their high computational complexity hinders their integration with data curation tools.

Second, most ML-based error detection tools, e.g., RAHA [23] and HoloDetect [15], cannot recognize the type of the detected errors, i.e., whether they are rule/pattern violations, outliers, missing values, or duplicates. They simply train a detection classifier which differentiates between erroneous and clean data instances. Due to lack of knowledge about the detected error types, the task of selecting a well-suited data repair tool becomes non-trivial. As a workaround, one may implement multiple data repair tools. However, this solution may increase the complexity of the curation pipeline, since the search space of repair candidates drastically increases. For example, if a data instance  $X_i = x_{i,1}, \dots, x_{i,k}$  has an empty cell  $x_{i,j} = NaN$ , where  $k$  is the number of columns, the cell  $x_{i,j}$  has to be properly imputed. Knowing that there exist plenty of imputation methods which generate distinct values  $a_1, \dots, a_n$ , it becomes challenging to select the optimal repair candidate. To this end, it becomes necessary to further extend the data preparation pipeline, which in turn

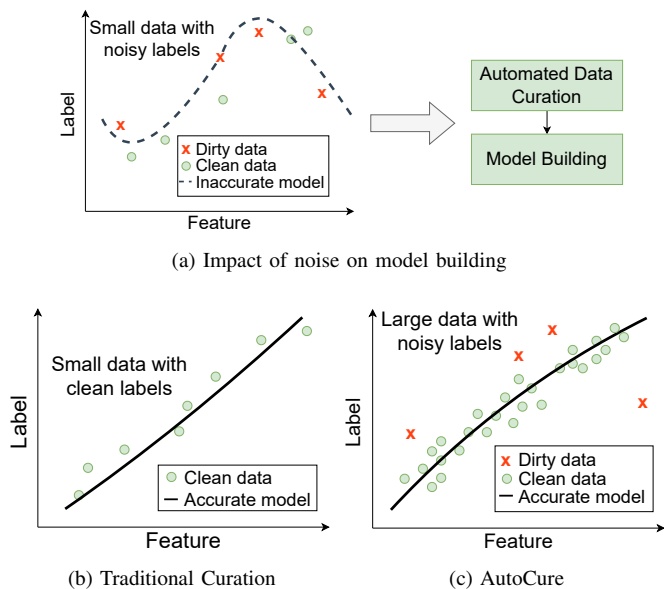


Fig. 1. Three ML models trained on different types of data

increases the complexity, via implementing additional tools, e.g., BoostClean [20] and CPClean [17].

**Proposed Method:** To overcome these challenges, we introduce a novel automated data curation pipeline, referred to as AutoCure, which comprises two main modules, namely the *adaptive ensemble-based error detection* module and the *clean data augmentation* module. The core idea behind AutoCure is to synthetically enhance the density of the clean fraction of the input data (which typically consists of clean and dirty data instances). According to the information theory, the process of noise reduction is equivalent to adding up more data with similar quality [32]. Pillared on this theory, AutoCure strives to increase the proportion of clean data instances for the sake of reducing the impact of noisy/erroneous data instances. Accordingly, we can avoid the problems of data repair via replacing it with a clean data augmentation module.

To further clarify the idea behind AutoCure, Figure 1 shows an illustrative example of three different scenarios. Figure 1a shows an ML model (dashed curve) trained on a small data set, which includes a set of clean instances (green circles) and a set of noisy data instances (red circles). Due to the noisy instances, such an ML model fail to precisely describe the linear data set. To improve the predictive performance, we may repair the noisy data instances using a traditional data repair method, as depicted in Figure 1b. However, the repair process is usually complex, involving user intervention and additional steps to select the best repair candidates. Moreover, traditional data repair methods can not restore the true values of the noisy instances. A second strategy, adopted by AutoCure, for dealing with the poor data quality problem is to deliberately increase the density of clean instances, as Figure 1c depicts. In this case, the impact of the dirty instances on the ML modeling process is significantly reduced. As a result, the generated ML model broadly resembles the curve shown in Figure 1b.

**Summary of Contributions:** To sum up, the paper provides the following contributions: (1) We introduce a novel two-stages curation pipeline for dealing with erroneous tabular data through increasing the density of clean data instances. (2) We propose an adaptive ensemble-based error detection method. The proposed detector annotates a cell  $x_{i,j}$  as dirty, if the cell is detected by at least  $k$  base detectors. AutoCure dynamically adapts the threshold  $k$  to overcome the *data exclusion* problems which typically occur while extracting clean data instances from the input data set. Such data problems usually happen due to inaccurate detections of the base detectors (cf. Section III). (3) We conduct extensive experiments to evaluate AutoCure relative to the ground truth, to obtain the performance upper-bound, and a wide collection of baseline methods in terms of the modeling accuracy and the training time. The results show that AutoCure constantly achieves a comparable performance to the ground truth data together with requiring less training time compared to the case of running several repair methods to select the best repair candidates. To the best of our knowledge, AutoCure is the first work which automates data curation in ML pipelines via reducing the impact of erroneous data and considering the density of the clean fraction as a practical solution for the data quality problems.

**Structure of the Paper:** The remainder of this paper is structured as follows. Section II introduces the different components in the proposed pipeline, together with highlighting the main assumptions. Section III presents the adaptive ensemble-based error detection method and explains the data exclusion problems. In Section IV, we discuss the augmentation of clean data using the so-called variational autoencoder (VAE). Section V introduces our proof-of-concept implementation, before presenting the obtained results for different data sets. Section VI discusses the related work, before Section VII concludes the paper with an outlook on future work.

## II. OVERVIEW & ARCHITECTURE

In this section, we present the architecture of AutoCure together with our assumptions. The proposed architecture consists of two modules, an adaptive ensemble-based error detector and a clean data augmentation, which perform three main tasks, including (1) the detection of erroneous data instances, (2) the extraction of clean data fraction including all classes, and (3) the generation of additional data from the same distribution as the clean fraction. Figure 2 gives an overview over all components with their respective inputs. At the outset, a dirty data set is used as an input to the adaptive ensemble-based error detection module. The rationale behind such a module is to maximize the detection recall, defined as the fraction of erroneous data instances that are detected. Moreover, such an adaptive approach enables us to deal with the data exclusion problems (cf. Section III) which usually occur due to poor detection performance.

The adaptive ensemble-based error detection module implements a number of *base error detectors*, such as missing values (MV) detector, outliers detector, duplicates detector,

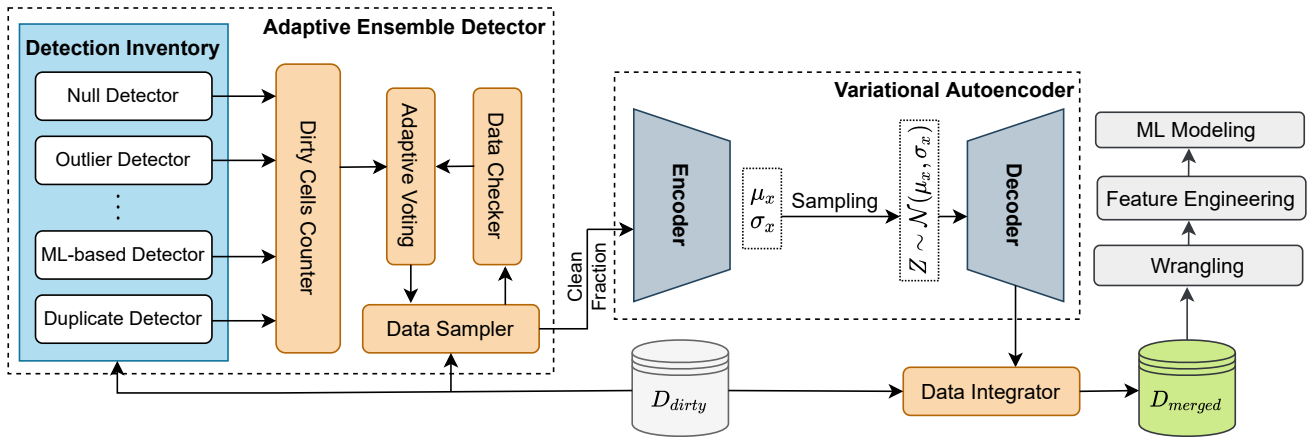


Fig. 2. Architecture of the proposed method

rule violations detector, and ML-based error detectors (cf. Section V for more details). Each base detector generates a list of indices corresponding to the erroneous instances detected by each method. To combine these detections, we implement an *adaptive voting mechanism* where the instances detected by at least  $k$  methods are annotated as erroneous. After generating a list of erroneous data instances, a *data sampler* is used to extract a clean data fraction. Before augmenting the clean data fraction, a *data checker* scrutinizes it to detect possible occurrence of the relevant data exclusion problems. If one of these problems is detected, the data sampler iteratively adjusts the value of the voting threshold  $k$  so that all relevant data exclusion problems are resolved.

The extracted clean data fraction is then used as an input to a *variational autoencoder* (VAE) to generate a new set of data from the same distribution. As Figure 2 illustrates, the VAE module implements two feed-forward neural networks, namely an encoder and a decoder. The encoder learns the distribution of the latent space representation of the clean data fraction. Afterward, the decoder uses the sampled latent vector to generate data instances similar to the inputs. In this context, the optimization problem is to minimize (1) the reconstruction loss function which compares the inputs with the decoder-generated values, and (2) the KL divergence which statistically differentiates between the probability distributions of the inputs and the generated data. After generating additional clean data, a *data integrator* merges the newly generated data with the original dirty data. The merged data set is then transformed using feature engineering and wrangling tools, e.g., normalization, embedding, and feature crossing, before training ML models on the transformed data. In our paper, we assume that the dirty data sets have heterogeneous error profiles. In other words, different error types may simultaneously exist in a data set, e.g., outliers and missing values. To enable clean data augmentation, we also assume that each dirty data set includes a set of clean instances and a set of dirty instances. In the next section, we present the implementation details of the adaptive ensemble-based error detection module.

### III. ADAPTIVE ERROR DETECTION

Before delving into the details of our adaptive ensemble-based error detection method, it is necessary to highlight that the existing *error-dependent* detectors tackle only a subset of the errors in a data set. For instance, a missing value detector finds only null values while overlooking other errors. Similarly, outlier detectors usually employ statistical measures to differentiate between legitimate data and outliers while ignoring other error types, such as rule violation and duplicates. Accordingly, the low detection recall of such detectors prevents them from being individually employed. To maximize the detection recall, there exist several advanced methods which can be subsumed under two major classes, namely the *ML-based methods* and the *ensemble methods*. The first class embodies the detectors which implement semi-supervised binary classifiers to differentiate between clean and dirty data instances [15], [26]. The second class comprises the detectors which combine the detections of several error-dependent methods [2] to improve the detection recall together with providing a knob for controlling the detection precision (defined as the fraction of relevant instances, e.g., actual dirty data instances, among the detected instances).

Nevertheless, ML-based and ensemble detectors usually suffer from *relevant data exclusion* problems when the main objective is to extract a clean fraction from the dirty data set, as required in AutoCure. Specifically, data exclusion problems typically arise when the extracted clean fraction is either (1) empty or (2) does not comprise all classes (i.e., unique labels in a data set) which exist in the dirty data set. The first type, referred to as the *attribute-level* exclusion, commonly emerges when an error detector flags all data instances of a certain attribute as erroneous (cf. red instances in the attribute  $A_2$  in Figure 3a). In this case, the data sampler will fail to extract a clean fraction because all records contain erroneous data instances. The second type, referred to as the *class-level* exclusion, occurs when an error detector flags all data instances from one or more classes as erroneous (cf. red instances in Figure 3b). Accordingly, these classes (e.g., class “1” in Figure 3b) will not be represented in the clean fraction, which



**Require:** dirty data set  $D_{dirty}$ , initial voting threshold  $k_{init}$ , augmentation budget  $N_{aug}$ , base detectors  $\mathcal{S}_{base} = s_1, \dots, s_m$ , update rate  $\alpha_u$

- 1: **for all** detector  $s_i \in \mathcal{S}_{base}$  **do**  $\triangleright$  Running all available detectors
- 2:     **Estimate** detections  $R_i \leftarrow s_i(D_{dirty})$
- 3:     **Append**  $R_i$  to the list of all detections  $R_{all}$
- 4: **Initialize** the cells counter  $Q_{cells} \leftarrow 0$
- 5: **for all** cell  $c_j \in R_{all}$  **do**  $\triangleright$  Estimating the cells count
- 6:     **if** cell  $c_j$  in cells counter  $Q_{cells}$  **then**
- 7:         **Increment** the counter  $Q_{cells}[c_j] \leftarrow Q_{cells}[c_j] + 1$
- 8: **Initialize** the list of missing classes  $L_{miss} \leftarrow \emptyset$
- 9: **Initialize** the temporary thresholds  $k_{attr}, k_{class} \leftarrow k_{init}$
- 10: **while** true **do**
- 11:     **for all** cell  $c_j \in Q_{cells}$  **do**  $\triangleright$  Adaptive Min-K voting
- 12:         **if**  $classes(c_j) \in L_{miss}$  **then**
- 13:             **Assign** current threshold  $k_{cur} \leftarrow k_{class}$
- 14:         **else**
- 15:             **Assign** current threshold  $k_{cur} \leftarrow k_{attr}$
- 16:         **if**  $Q_{cells}[c_j] \geq k_{cur}$  **then**
- 17:             **Append** cell  $c_j$  to the final detection list  $R_{ensemble}$
- 18:     **Extract** clean fraction  $D_{clean} \leftarrow D_{dirty} \setminus R_{ensemble}$
- 19:     **if**  $D_{clean} = \emptyset$  **then**  $\triangleright$  Attribute-level data exclusion
- 20:         **Update** threshold  $k_{attr} = k_{attr} + \alpha_u$
- 21:     **else if**  $classes(D_{clean}) \neq classes(D_{dirty})$  **then**  $\triangleright$  Class-level
- 22:         **Find**  $L_{miss} \leftarrow classes(D_{dirty}) \setminus classes(D_{clean})$
- 23:         **Update** threshold  $k_{class} = k_{class} + \alpha_u$
- 24:         **if** the difference  $|k_{class} - k_{attr}| \geq 2 \times \alpha_u$  **then**
- 25:             **Update** threshold  $k_{attr} = k_{attr} + \alpha_u$
- 26:     **else**  $\triangleright$  No data exclusion problems exist
- 27:         **Break**
- 28: **Generate** additional data  $D_{aug} \leftarrow run\_vae(D_{clean}, N_{aug})$
- 29: **Combine** data sets  $D_{final} \leftarrow D_{dirty} \cup D_{aug}$

Fig. 5. Ensemble-based error detection algorithm

all data exclusion problems are resolved. Afterward, the final clean fraction is merged with the dirty data, before carrying out the typical wrangling and feature engineering tasks.

#### IV. CLEAN DATA AUGMENTATION

In this section, we discuss the technical details of the clean data augmentation module. After extracting a clean data fraction, a data augmentation module is used to generate data from the same distribution as the clean fraction. In this regard, we examined three data augmentation methods dedicated to tabular data, including MODALS [6], Variational Autoencoders (VAE) [18], and Conditional Tabular Generative Adversarial Network (CTGAN) [12]. Through our experiments, we found that VAE outperforms the other two methods<sup>1</sup>. Specifically, we examined the three methods in an

<sup>1</sup>For brevity, we omitted the results of our comparative study between the three augmentation methods in this paper.

ML pipeline for several datasets. The VAE data augmentation achieved higher predictive accuracy (F1 scores  $\geq 0.98\%$ ) than the other two methods. Therefore, we decided to integrate the VAE method with our adaptive error detection.

In general, an autoencoder implements two components, namely an encoder and a decoder. The encoder compresses the input data set in a low dimensional space, referred to as the *latent space* representation. Afterward, the decoder exploits the latent space representation to recover the input data set. For this purpose, autoencoders typically have a reconstruction loss function to compare the original data with the values generated by the decoder. For data augmentation, autoencoders perform some variations in the latent space. To this end, the VAE module trains its encoder to extract the parameters of data distributions rather than the latent space representation [18]. As depicted in Figure 2, the decoder generates a two-dimensional vector consisting of the mean  $\mu_x$  and the variance  $\sigma_x$ . Afterward, VAE generates a set of data instances from the Gaussian distribution  $\mathcal{N}(\mu_x, \sigma_x)$  formed using the extracted parameters. Such a set of data instances are then used as an input to the decoder to generate additional clean data.

In addition to the reconstruction loss, the VAE module employs the KL divergence to distinguish between the probability distributions of the original data set (i.e., the clean fraction in AutoCure) and the generated data. Generally, the KL divergence is a statistical measure which quantifies how a probability distribution differs from a reference distribution. The VAE module strives to reduce the value of KL divergence via optimizing the mean and variance to simulate the input distribution. Aside from the optimization metrics, the process of sampling data from a distribution, parameterized by the generated means and variances, is not differentiable. In this case, it is relatively challenging to perform backpropagation (necessary to optimize the weights of the encoder and the decoder) over the random node  $Z$ . To overcome this problem, the reparameterization process is performed to enable backpropagation through the random node. To this end, the reparameterizer turns the random node  $Z \sim \mathcal{N}(\mu_x, \sigma_x)$  into a differentiable function  $Z = \mu + \sigma \odot \epsilon$ , where  $\epsilon \sim \mathcal{N}(0, 1)$  represents the standard Gaussian distribution, and it is irrelevant for taking the gradients (which is a necessary step in the backpropagation process).

#### V. PERFORMANCE EVALUATION

In this section, we assess the effectiveness of AutoCure relative to a set of baseline methods. Through the experiments, we seek to answer the following questions: (1) How does AutoCure compare to the baseline methods in terms of their impact on downstream ML models (the performance of such models is quantified in terms of the predictive accuracy and the training time)? (2) What is the minimum amount of augmented clean data required to yield a comparable performance as the ground truth? (3) What is the impact of the voting threshold  $k$  on the detection accuracy? (4) what is the impact of the error rate of a data set on the performance of AutoCure? (5) How does AutoCure contribute to the model performance? We first

describe the setup of our evaluations, before discussing the results and the lessons learned throughout this study.

### A. Experimental Setup

We evaluated AutoCure using six real-world data sets covering different data sizes and different error rates. Table I summarizes the characteristics of each data set. Three of such data sets, i.e., Adult, breast Cancer, and Smart Factory, are associated with classification (CL) tasks. Whereas, the other three data sets, i.e., Nasa, Housing, and Soil Moisture, have regression tasks (REG). To control the evaluation environment, we opted to inject different realistic errors into the data sets. To this end, AutoCure leverages the BART tool [4] which provides a systematic control over the amount of errors and how hard these errors are to be repaired. To inject errors using BART, we use a set of denial constraints to generate different error types, such as rule violation, outliers, and missing values.

TABLE I  
DATA SETS USED IN THE EVALUATION WHERE  $\gamma$  IS THE ERROR RATE (%) AND THE ERROR TYPES ARE RULES VIOLATION (RV), OUTLIERS (OT), MISSING VALUES (MV), AND TYPOS (TP)

Data Set	Rows	Columns	Error Types	Error Rate	ML Task
Adult [19]	45223	15	RV, OT	0.09	CL
Breast Cancer [10]	700	12	MV, TP, OT	0.4	CL
Smart Factory [5]	23645	19	MV, OT	0.83	CL
Nasa [34]	1504	6	MV, OT, TP	0.13	REG
Housing [14]	507	14	MV, OT	0.24	REG
Soil Moisture [31]	679	129	MV, OT	0.3	REG

We compare the performance of AutoCure to a wide collection of baseline methods composed of different error detection and repair tools. Table II lists the error detection and repair methods. The combination of each detection and repair method represents a baseline method. For instance, the baseline B2 implies detecting errors in a dirty data set using dBoost and generating repair candidates using an ML-based imputation algorithm. In the list of repair methods, we also include the ground truth and dirty cases to show the performance upper- and lower-bound. The standard imputer replaces the erroneous data instances with the mean values of the numerical columns and with a dummy string for the categorical columns. Alternatively, the ML-based imputer employs a decision tree model to predict the erroneous numerical instances, while it employs missForest [33] for categorical data. The evaluation metrics used in the evaluation comprise the detection accuracy, i.e., expressed in terms of the detection precision, recall, and F1 score, the training time, and the predictive accuracy.

For the VAE module, both the encoder and the decoder have been implemented as feed-forward neural networks. The inputs to the VAE module are a training set, a test set, the dimensions of the clean fraction, the number of nodes in the hidden layers, and the number of latent factors. The number of nodes in the input layer of the encoder and in the output layer of the decoder has been set to the number of attributes in the clean fraction. The encoder and decoder comprise two hidden layers, and the number of nodes in the first and second hidden

TABLE II  
ERROR DETECTION AND REPAIR TOOLS USED AS BASELINES

Idx	Detectors	Idx	Detectors	Idx	Repair Method
B	dBoost [24]	M	Min-K [2]	-	Dirty
E	ED2 [26]	N	NADEEF [8]	1	Ground Truth
F	FAHES [29]	Q	Outliers: IQR	2	ML Imputer
H	HoloClean [30]	R	RAHA [23]	3	Standard Imputer
I	Outliers: IF [36]	S	Outliers: SD	4	BARAN [22]
K	KATARA [7]	V	MV-Detector		

layers has been set to 50 and 12, respectively. We employ the Adam optimizer to optimize the parameters and custom loss, which are the combined mean square error and the KL divergence. We add the ReLU activation function for each hidden layer in the encoder and the decoder.

To examine the performance of AutoCure and the baseline methods, we implemented a neural network, using Keras, which can deal with regression, binary, and multi-class classification tasks<sup>2</sup>. AutoCure leverages a Bayesian-based informed search method, referred to as Optuna [3], to tune the learning rate, the number of hidden layers, and the number of units per layer. For all experiments, we fixed the number of training epochs to 500. All experiments have been repeated ten times, where the means of the ten runs are reported. For clarity, we omitted the standard deviations when they are less than 1%. We run all the experiments on an Ubuntu 16.04 LTS machine with 32 2.60 GHz cores and 128 GB memory.

### B. Results

a) *Voting Threshold*: Before delving into the results obtained for AutoCure and the baseline methods, we first assess the impact of changing the voting threshold to properly motivate for the adaptive voting mechanism implemented in AutoCure. Figures 6a and 6b depict the detection accuracy of the traditional Min-k detection method while detecting erroneous instances in the Housing and Smart Factory data sets, respectively. Both figures show that increasing the voting threshold  $k$  has distinct influences on the detection recall (defined in Section II) and the detection precision (defined in Section III). For instance, Figure 6a demonstrates that increasing the voting threshold  $k$  usually leads to reducing the detection recall due to annotating fewer data instances as erroneous. On the other hand, increasing the threshold  $k$  causes the precision to be improved thanks to the precise estimation of erroneous instances using a consensus among multiple error detection methods. In light of this trade-off, it is not often straightforward to accurately select the optimal value of  $k$  for a certain application scenario. Moreover, we noticed during our experiments that hard-coding the value of  $k$ , as implemented in the traditional Min-K method, typically prevents us from extracting a *balanced* clean data fraction. Therefore, AutoCure iteratively adjusts the value of  $k$  to combat the relevant data exclusion problems.

<sup>2</sup>The source code of AutoCure, the baseline methods, and the data sets, are to be publicly released with the final version of the paper.

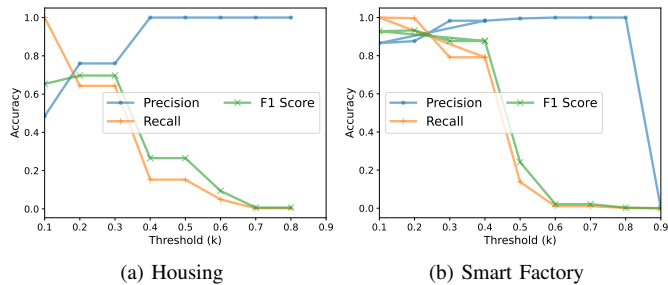


Fig. 6. Detection accuracy against different values of the threshold  $k$  (Min- $k$ )

*b) Predictive Accuracy:* In this set of experiments, we estimate the accuracy of a neural network trained on different versions of the examined data sets. For AutoCure, we set the number of generated instances to 6000 for all data sets. Figure 7 depicts the predictive performance of a neural network trained on a clean data set<sup>3</sup> (cf. green area in Figure 7a) and a set of processed data sets (cf. blue area in Figure 7a). The processed data sets comprise the data sets curated by AutoCure (abbreviated as A in Figure 7) and the ones curated using different combinations of baseline tools. For the Adult data set, Figure 7a compares the performance of AutoCure, the clean data set, and 24 baseline methods in terms of the F1 score of the neural network. As the figure depicts, AutoCure achieves similar accuracy as the clean data set (both achieve an average F1 score of 89.5%). It is important to notice that some curation combinations yield a similar performance as AutoCure, while others, e.g., Q2, Q3, K2, and K3, fail to accurately curate the dirty data set.

Figure 7b illustrates a similar evaluation of AutoCure and the baseline methods using the Breast Cancer data set. Again, AutoCure outperforms all baseline methods and achieves a similar performance as the clean data set (an average F1 score of 93.6% in case of AutoCure and 94% in case of the clean data set). Figure 7c depicts an evaluation of the compared methods using the Smart Factory data set. Obviously, AutoCure outperforms most baseline methods as well as the clean data set (on average by 46%). It is important to highlight that some baseline methods, e.g., E2, H2, and N2, achieve an F1 score of one. However, such a performance of these baseline methods broadly depends on the data set.

For the Nasa data set, AutoCure outperforms most baseline methods (an average MSE of 9.3 in case of AutoCure and 15.3 in case of the clean data set). For the Soil Moisture data set, AutoCure achieves a reasonable accuracy (an average MSE of 11.7) relative to the clean version (an average MSE of 2.78) and some baseline methods (average MSE of 3.15 and 3.55 for N2 and H2, respectively). In fact, it is important to highlight the consistency of the results obtained by AutoCure over different data sets. While, the other baseline methods lack such a consistency, e.g., N2 and H2 perform poorly in case of the Nasa data set (Figure 7d). Finally, Figure 7f shows the

<sup>3</sup>In this context, a clean data set means the ground truth version of the data.

results, in terms of MSE, in case of the Housing data set. Again, AutoCure achieves a similar performance as the clean data set (both achieve an average MSE of 12.2).

*c) Training Time:* Aside from the predictive accuracy, we also evaluate AutoCure and the baseline methods in terms of the training time. Table III lists the average training times of the neural network trained on the clean and the curated data sets. Due to data augmentation, AutoCure causes the training time to be relatively increased for all data sets. However, for some data sets, such as Adult, the training time in case of AutoCure is slightly higher than that using the clean data set (on average by circa 2.9 minutes). Moreover, a fair comparison should consider a realistic scenario, where data scientists typically lack knowledge about which curation tools to implement in their ML pipelines. Due to the existence of multiple traditional data curation methods, it becomes necessary to examine and execute multiple traditional data curation methods, as in BoostClean [20] and ActiveClean [21]. Accordingly, a practical estimation of the training time, caused by the traditional curation methods, should consider a combined estimation of all training times. In this case, AutoCure significantly outperforms the traditional curation methods (named “Combined” in Table III) for all data sets.

TABLE III  
AVERAGE TRAINING TIME OF COMPARED METHODS

	Adult	Cancer	Nasa	Moisture	Factory	Housing
<b>Clean</b>	1416.8	35.5	51.9	51.4	996	43.5
<b>B2</b>	1452.6	35.7	65.4	55.9	1265.8	45.65
<b>B3</b>	1467.2	41.4	63.2	52.6	1138.7	46.45
<b>E2</b>	1488.9	41.8	66.5	55.9	1138.2	47.08
<b>E3</b>	1487.6	37.1	54	51.6	1095.3	47.8
<b>H2</b>	1487.4	42.65	65.77	55.3	1152.4	45.83
<b>H3</b>	1495.8	33	53.89	55.4	1023.6	46.74
<b>K2</b>	1423.4	43.9	66.1	50.7	1105.7	42.85
<b>K3</b>	1370.5	38.1	63	46.3	1097.1	40.24
<b>R2</b>	1488.6	43.9	64.8	56.3	946.1	47.21
<b>R3</b>	1439.6	41.1	64.8	53.1	1166.9	45.61
<b>Combined</b>	14601	398.4	627.5	533.1	11129.8	455.46
<b>AutoCure</b>	<b>1595.2</b>	<b>233.7</b>	<b>183.1</b>	<b>300.9</b>	<b>1352</b>	<b>300.6</b>

*d) Augmentation Size:* In this set of experiments, we estimate, for each data set, the impact of the size of the augmented clean data on the predictive performance and the training time. A general remark from the experiments is that increasing the amount of augmented data broadly improves the predictive performance at the expense of increasing the training time. For instance, Figure 8a shows the F1 score of the neural network trained on a clean data version of the Adult data set (cf. the red dashed line) and multiple versions curated by AutoCure with different sizes of the augmented clean data. The figure shows that only a small amount of augmented data (circa 1% of the size of the Adult data set) is sufficient to achieve the same performance as the clean data set. Similar results have been obtained in case of the Smart Factory data set, where 1% of the size of the clean data set is sufficient to reach the quality of the clean data set.

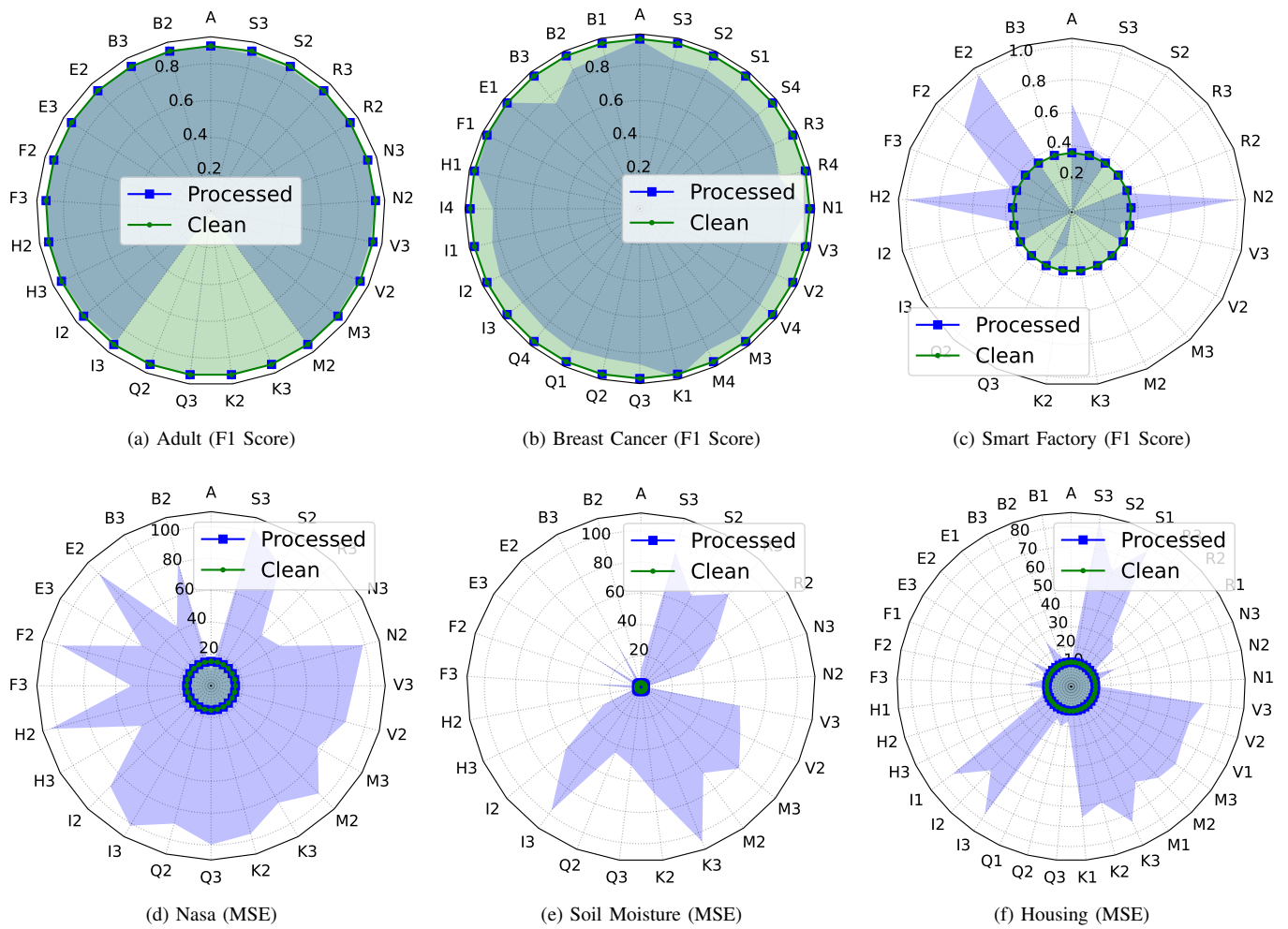


Fig. 7. Modeling accuracy of clean datasets, AutoCure (denoted as “A”), and a set of baseline methods

For smaller data sets, the experiments showed that more clean data instances have to be generated. In the case of the Breast Cancer data set, Figure 8c demonstrates that AutoCure requires more clean instances (at least by 375% relative to the size of the original data set) to achieve a similar accuracy as the clean data set. For the Nasa data set, AutoCure achieves a comparable performance to that of the clean data set when the size of the generated clean data is large enough (circa 200% of the size of the original data set) to minimize the impact of erroneous instances. Similar results have been obtained for the Soil Moisture data set (cf. Figure 8e).

Figure 9 depicts the training times of different data sets curated by AutoCure. For example, Figure 9a illustrates the training time of the clean version (cf. the red dashed line) and several versions curated by AutoCure. As the figure depicts, AutoCure requires circa three minutes more than it can be needed by the clean version of the data set. In case of the Smart Factory data set, AutoCure requires slightly more time (at most by 18.4%) to satisfy the quality requirements. For the Breast Cancer data set, AutoCure requires an additional 100 seconds to achieve a similar accuracy as the clean data (cf. Figure 9c).

Along a similar line, an additional 80 seconds are needed by AutoCure in case of the Nasa data set (cf. Figure 9d). For the Soil Moisture data set, due to the associated regression task, AutoCure has to generate numerous clean instances. As a result, AutoCure requires additional training time of circa 400 seconds to reach the performance upper-bound.

*e) Error Rate:* In this set of experiments, we assess the impact of the error rate on the performance of AutoCure and a set of baseline methods. We fixed the number of generated clean instances and gradually increased the amount of injected errors (i.e., missing values and numerical outliers). Figure 10 depicts the predictive accuracy of the neural network, in terms of MSE for regression tasks and F1 score for classification tasks, while being trained on the clean data set and the curated data sets using AutoCure and the baseline methods. In Figure 10a, AutoCure shows that it is mostly agnostic to the amount of errors in the Nasa data set. Even with a fixed number of generated clean instances, the curve of AutoCure is slightly increased, which is still below the red dashed line of the clean data set. Conversely, all traditional data curation methods poorly perform with increasing the error rate.



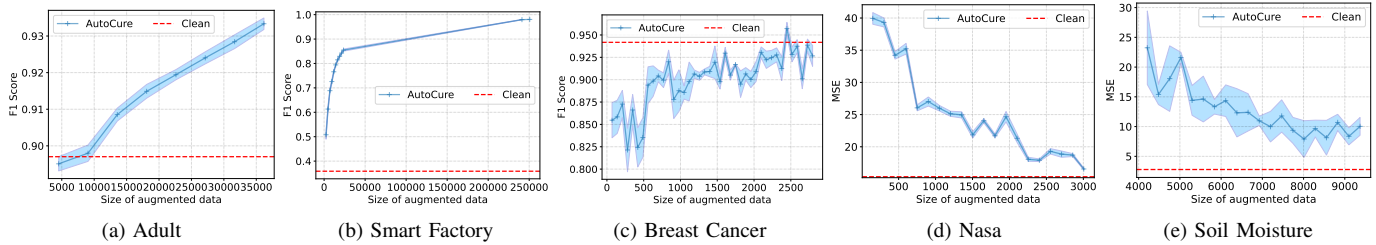


Fig. 8. Modeling accuracy of AutoCure for different sizes of the augmented clean data

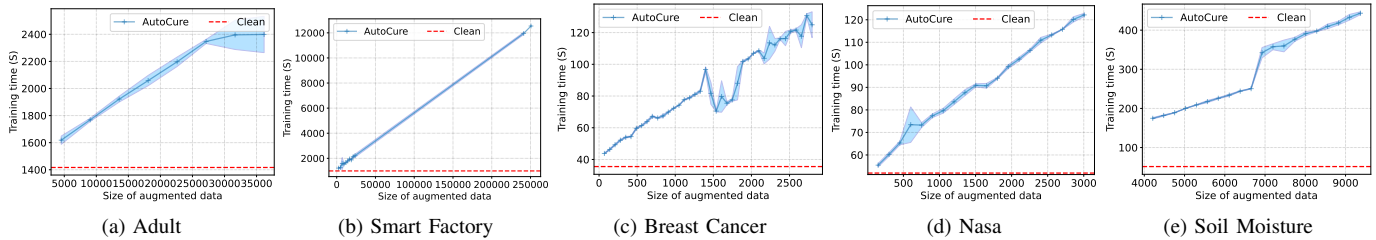


Fig. 9. Training time of AutoCure for different sizes of the augmented clean data

Figures 10b and 10c) show similar results for the Housing and Breast Cancer data sets. Figures 11a-11c shows the training time of the neural network while increasing the error rate. Obviously, increasing the error rate has almost no influence on the training time of all examined data sets (except some spikes which rarely occur at certain error rates).

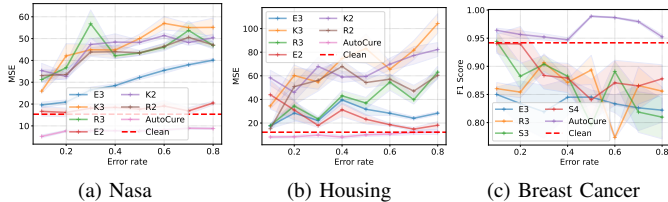


Fig. 10. Impact of error rate on the predictive accuracy

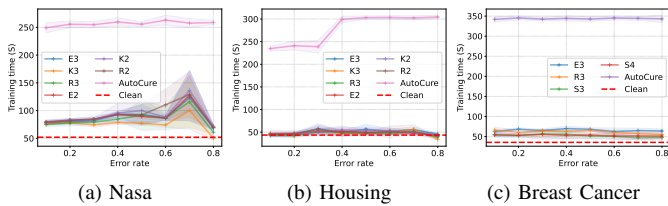


Fig. 11. Impact of error rate on the training time

*f) Overfitting:* The results, discussed above, show that AutoCure broadly improves the predictive performance while requiring no repair operations. However, such a high performance may be a result of overfitting. Therefore, in this set of experiments, we examine the generated neural network models, while using AutoCure, for overfitting. Figure 12 depicts the learning curves, with respect to the number of epochs

and the predictive performance, for several data sets. For instance, in the case of the Smart Factory data set, Figure 12a demonstrates that the model performance, in terms of the binary accuracy, is growing over time till it reaches a plateau. Obviously, both curves for the training and the validation sets are close to each other. This result has been repeated for all other data sets (cf. Figures 12b-12f). Accordingly, the high performance of AutoCure, depicted in Figure 7, is not a result of overfitting, and it mainly occurs due to the high density of clean data instances.

### C. Results Summary

In this section, we highlight the main findings obtained in this work. The first finding revolves around the performance consistency. Specifically, our results revealed that some baseline methods may achieve similar or even better performance than AutoCure (e.g., accuracy of the models trained on data curated by E2, E3, and H2 in Figure 7c). Nevertheless, it is important to mention that these results are broadly data set dependent, i.e., the performance may vary from one data set to another. Moreover, multiple experiments have to be carried out to identify a well-suited curation strategy for each data set. Alternatively, the results showed that AutoCure shows a consistency of the results over different data sets. For all examined data sets, AutoCure managed to improve the quality of the data set through emphasizing the clean fractions.

Another important finding is that small data sets usually require the generation of more clean data instances (cf. Figure 8c). This behavior of AutoCure is caused since the percentage of original clean instances, in small data sets, is typically small. Accordingly, AutoCure generates a large number of clean instances to satisfy the quality requirements. This finding also applies to data sets with associated regression tasks, e.g., Housing, Soil Moisture, and Nasa (cf. Figures 8d and 8e). In

fact, regression models are generally more sensitive to data errors than classification tasks, as found in our experiments. For large data sets, e.g., Adult and Smart Factory, AutoCure requires much less generated data to achieve a similar accuracy as the clean data set. Furthermore, the results also showed that AutoCure, in some cases, increases the training time due to increasing the number of training instances (cf. Figures 9c, 9d and 9e). Finally, the results confirmed that AutoCure can perform well even with high error rates, as shown in Figure 10.

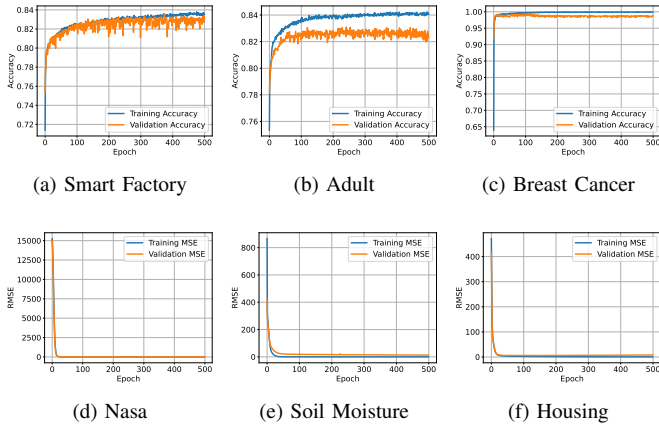


Fig. 12. Learning curves of the neural networks trained using AutoCure

## VI. RELATED WORK

In this section, we report on the state-of-the-art techniques and tools relevant to the data curation problem. In fact, there exist plenty of data curation techniques and tools from academia and industry. For instance, HoloClean [30] is an ML-agnostic data repair technique which infers the repair values via holistically employing multiple cleaning signals to build a probabilistic graph model. To repair pattern violations and inconsistencies, OpenRefine [13] utilizes Google Refine Expression Language (GREL) as its native language to transform existing data or to create repair values. Similarly, BARAN [22] is a holistic configuration-free ML-based method for repairing different error types. To this end, BARAN trains incrementally updatable models which leverage the value, the vicinity, and the domain contexts of data errors to propose correction candidates. To further increase the training data, BARAN exploits external sources, such as Wikipedia page revision history.

In fact, the above presented techniques, such as HoloClean, OpenRefine, and BARAN, do not consider the requirements imposed by the downstream ML applications. They tend to improve the data quality regardless of where and how the data comes from or how the data will be consumed. Therefore, a new set of techniques and tools has been emerged which strives to jointly optimize the cleaning and modeling tasks. In other words, these ML-oriented methods focus on selecting the optimal repair candidates with the objective of improving the performance of specific predictive models. Accordingly, these methods assume the availability of repair candidates

from other ML-agnostic methods. For instance, BoostClean [20] deals with the error repair task as a statistical boosting problem. Specifically, it composes a set of weak learners into a strong learner. To generate the weak learners, BoostClean iteratively selects a pair of detection and repair methods, before applying them to the training set to derive a new model.

ActiveClean [21] is another ML-oriented method, principally employed for models with convex loss functions. It formulates the data cleaning task as a stochastic gradient descent problem. Initially, it trains a model on a dirty training set, where such a model is to be iteratively updated until reaching a global minimum. In each iteration, ActiveClean samples a set of records and then asks an oracle to clean them to shift the model along the steepest gradient. A similar work is CPClean [17] which incrementally cleans a training set until it is certain that no more repairs can possibly change the model predictions. In fact, the ML-oriented methods do not introduce new data repair techniques, such as HoloClean and BARAN. Instead, they tend to select the already-existent repair candidates which may improve the predictive performance. In comparison to AutoCure, such methods can be entirely avoided since no repair candidates have to be generated in our solution. Accordingly, AutoCure can avoid the complexities of searching for the repair candidates and selecting the best subset from those candidates. Furthermore, the ML-oriented methods are usually tailored to specific optimization methods and ML models, e.g., ActiveClean limited to problems with convex loss functions. Alternatively, AutoCure can be utilized with all ML tasks and optimization methods.

## VII. CONCLUSION & FUTURE WORK

In this paper, we introduce a novel method for dealing with erroneous data, referred to as AutoCure. As alternative to traditional data curation tools, AutoCure does not require the recognition of the detected error types, since it entirely ignores such noisy data instances. Instead, it deals with the clean instances which can lead to a better modeling performance, if more clean instances do exist. Moreover, AutoCure avoids the complicated processes for searching the huge space of repair candidates and the process of selecting the most suitable candidates. As a proof of concept, AutoCure has been evaluated using six data sets and over 28 combinations of data curation tools. The results showed that the data sets curated using AutoCure can achieve a similar or even better performance as the clean data set. While AutoCure delivers an outstanding performance over multiple data sets, it can be further improved through: (1) integrating it with a data valuation tool, to reduce the training time, and (2) dynamically adapting the number of instances to be augmented depending on the size of the dirty data set and the associated ML task.

## ACKNOWLEDGMENT

This work was supported (in part) by the Federal Ministry of Education and Research through grants 02L19C155, 01IS21021A (ITEA project number 20219).

## REFERENCES

- [1] Mohamed Abdelaal, Christian Hammacher, and Harald Schoening. REIN: A Comprehensive Benchmark Framework for Data Cleaning Methods in ML Pipelines. In *26th International Conference on Extending Database Technology (EDBT)*, March 2023.
- [2] Ziawasch Abedjan, Xu Chu, Dong Deng, Raul Castro Fernandez, Ihab F Ilyas, Mourad Ouzzani, Paolo Papotti, Michael Stonebraker, and Nan Tang. Detecting data errors: Where are we and what needs to be done? *Proceedings of the VLDB Endowment*, 9(12):993–1004, 2016.
- [3] Takuya Akiba, Shotaro Sano, Toshihiko Yanase, Takeru Ohta, and Masanori Koyama. Optuna: A next-generation hyperparameter optimization framework. In *Proceedings of the 25rd ACM SIGKDD International Conference on Knowledge Discovery and Data Mining*, 2019.
- [4] Patricia C Arocena, Boris Glavic, Giansalvatore Mecca, Renée J Miller, Paolo Papotti, and Donatello Santoro. Messing up with bart: error generation for evaluating data-cleaning algorithms. *Proceedings of the VLDB Endowment*, 9(2):36–47, 2015.
- [5] Oliver Birgelen, Alexander Niggemann. Smart factory: High storage system data for energy optimization, 2018. accessed on January 2022.
- [6] Tsz-Him Cheung and Dit-Yan Yeung. Modals: Modality-agnostic automated data augmentation in the latent space. In *International Conference on Learning Representations*, 2020.
- [7] Xu Chu, John Morcos, Ihab F Ilyas, Mourad Ouzzani, Paolo Papotti, Nan Tang, and Yin Ye. Katara: A data cleaning system powered by knowledge bases and crowdsourcing. In *Proceedings of the 2015 ACM SIGMOD international conference on management of data*, pages 1247–1261, 2015.
- [8] Michele Dallachiesa, Amr Ebaid, Ahmed Eldawy, Ahmed Elmagarmid, Ihab F Ilyas, Mourad Ouzzani, and Nan Tang. Nadeef: a commodity data cleaning system. In *Proceedings of the 2013 ACM SIGMOD International Conference on Management of Data*, pages 541–552, 2013.
- [9] Shi Dong, Ping Wang, and Khushnood Abbas. A survey on deep learning and its applications. *Computer Science Review*, 40:100379, 2021.
- [10] Dheeru Dua and Casey Graff. UCI machine learning repository, 2017.
- [11] Daniel Del Gaudio, Tim Schubert, and Mohamed Abdelaal. RTClean: Context-aware Tabular Data Cleaning using Real-time OFDs. In *2023 IEEE International Conference on Pervasive Computing and Communications Workshops and other Affiliated Events (PerCom Workshops)*. IEEE, March 2023.
- [12] Ian Goodfellow, Jean Pouget-Abadie, Mehdi Mirza, Bing Xu, David Warde-Farley, Sherjil Ozair, Aaron Courville, and Yoshua Bengio. Generative adversarial networks. *Communications of the ACM*, 63(11):139–144, 2020.
- [13] Kelli Ham. Openrefine (version 2.5). <http://openrefine.org>. free, open-source tool for cleaning and transforming data. *Journal of the Medical Library Association: JMLA*, 101(3):233, 2013.
- [14] D. Harrison and D.L. Rubinfield. Boston housing data, 1993. Accessed on February 2021.
- [15] Alireza Heidari, Joshua McGrath, Ihab F Ilyas, and Theodoros Rekatsinas. Holodetect: Few-shot learning for error detection. In *Proceedings of the 2019 International Conference on Management of Data*, pages 829–846, 2019.
- [16] Ihab F Ilyas and Felix Naumann. Data errors: Symptoms, causes and origins. *Data Engineering*, page 4, 2022.
- [17] Bojan Karlaš, Peng Li, Renzhi Wu, Nezihe Merve Gürel, Xu Chu, and Ce Zhang. Nearest neighbor classifiers over incomplete information: From certain answers to certain predictions. *arXiv preprint arXiv:2005.05117*, 2020.
- [18] Diederik P Kingma and Max Welling. Auto-encoding variational bayes. *arXiv preprint arXiv:1312.6114*, 2013.
- [19] Ron Kohavi et al. Scaling up the accuracy of naive-bayes classifiers: A decision-tree hybrid. In *Kdd*, volume 96, pages 202–207, 1996.
- [20] Sanjay Krishnan, Michael J Franklin, Ken Goldberg, and Eugene Wu. Boostclean: Automated error detection and repair for machine learning. *arXiv preprint arXiv:1711.01299*, 2017.
- [21] Sanjay Krishnan, Jiannan Wang, Eugene Wu, Michael J Franklin, and Ken Goldberg. Activeclean: Interactive data cleaning for statistical modeling. *Proceedings of the VLDB Endowment*, 9(12):948–959, 2016.
- [22] Mohammad Mahdavi and Ziawasch Abedjan. Baran: Effective error correction via a unified context representation and transfer learning. *Proceedings of the VLDB Endowment*, 13(12):1948–1961, 2020.
- [23] Mohammad Mahdavi, Ziawasch Abedjan, Raul Castro Fernandez, Samuel Madden, Mourad Ouzzani, Michael Stonebraker, and Nan Tang. Raha: A configuration-free error detection system. In *Proceedings of the 2019 International Conference on Management of Data*, pages 865–882, 2019.
- [24] Zelda Mariet, Rachael Harding, Sam Madden, et al. Outlier detection in heterogeneous datasets using automatic tuple expansion, 2016.
- [25] Felix Neutatz, Binger Chen, Ziawasch Abedjan, and Eugene Wu. From cleaning before ml to cleaning for ml. *IEEE Data Eng. Bull.*, 44(1):24–41, 2021.
- [26] Felix Neutatz, Mohammad Mahdavi, and Ziawasch Abedjan. Ed2: A case for active learning in error detection. In *Proceedings of the 28th ACM international conference on information and knowledge management*, pages 2249–2252, 2019.
- [27] Thorsten Papenbrock, Tanja Bergmann, Moritz Finke, Jakob Zwiener, and Felix Naumann. Data profiling with metanome. *Proceedings of the VLDB Endowment*, 8(12):1860–1863, 2015.
- [28] Eduardo HM Pena, Eduardo C de Almeida, and Felix Naumann. Discovery of approximate (and exact) denial constraints. *Proceedings of the VLDB Endowment*, 13(3):266–278, 2019.
- [29] Abdulhakim A Qahtan, Ahmed Elmagarmid, Raul Castro Fernandez, Mourad Ouzzani, and Nan Tang. Fahes: A robust disguised missing values detector. In *Proceedings of the 24th ACM SIGKDD International Conference on Knowledge Discovery & Data Mining*, pages 2100–2109, 2018.
- [30] Theodoros Rekatsinas, Xu Chu, Ihab F Ilyas, and Christopher Ré. Holoclean: Holistic data repairs with probabilistic inference. *arXiv preprint arXiv:1702.00820*, 2017.
- [31] Felix M. Riese and Sina Keller. Introducing a Framework of Self-Organizing Maps for Regression of Soil Moisture with Hyperspectral Data. In *IGARSS 2018 - 2018 IEEE International Geoscience and Remote Sensing Symposium*, pages 6151–6154, Valencia, Spain, July 2018.
- [32] Claude Elwood Shannon. A mathematical theory of communication. *ACM SIGMOBILE mobile computing and communications review*, 5(1):3–55, 2001.
- [33] Daniel J Stekhoven and Peter Bühlmann. Missforest—non-parametric missing value imputation for mixed-type data. *Bioinformatics*, 28(1):112–118, 2012.
- [34] D. Stuart Pope Thomas F. Brooks and Michael A. Marcolini. Nasa airfoil self-noise dataset, 2014. accessed on January 2022.
- [35] De Jong Yeong, Gustavo Velasco-Hernandez, John Barry, and Joseph Walsh. Sensor and sensor fusion technology in autonomous vehicles: A review. *Sensors*, 21(6):2140, 2021.
- [36] Ji Zhang. Advancements of outlier detection: A survey. *ICST Transactions on Scalable Information Systems*, 13(1):1–26, 2013.