

# What Causes Exceptions in Machine Learning Applications? Mining Machine Learning-Related Stack Traces on Stack Overflow

Amin Ghadesi, and Maxime Lamothe, *Member, IEEE*, and Heng Li

**Abstract**—Machine learning (ML), including deep learning, has recently gained tremendous popularity in a wide range of applications. However, like traditional software, ML applications are not immune to the bugs that result from programming errors. Explicit programming errors usually manifest through error messages and stack traces. These stack traces describe the chain of function calls that lead to an anomalous situation, or exception. Indeed, these exceptions may cross the entire software stack (including applications and libraries). Thus, studying the patterns in stack traces can help practitioners and researchers understand the causes of exceptions in ML applications and the challenges faced by ML developers. To that end, we mine Stack Overflow (SO) and study 11,449 stack traces related to seven popular Python ML libraries. First, we observe that ML questions that contain stack traces gain more popularity than questions without stack traces; however, they are less likely to get accepted answers. Second, we observe that recurrent patterns exist in ML stack traces, even across different ML libraries, with a small portion of patterns covering many stack traces. Third, we derive five high-level categories and 25 low-level types from the stack trace patterns: most patterns are related to *python basic syntax*, *model training*, *parallelization*, *data transformation*, and *subprocess invocation*. Furthermore, the patterns related to *subprocess invocation*, *external module execution*, and *remote API call* are among the least likely to get accepted answers on SO. Our findings provide insights for researchers, ML library providers, and ML application developers to improve the quality of ML libraries and their applications.

**Index Terms**—Machine learning applications, stack traces, Stack Overflow, empirical software engineering.



## 1 INTRODUCTION

THE popularity of machine learning (ML) (including deep learning) applications has grown rapidly in recent years [1], [2]. Indeed, a 2020 Deloitte survey of 2,737 IT companies from nine countries found that modern machine learning technologies were being used by more than 50% of these companies, and that 95% of the respondents were planning to use them within the following year [3]. Furthermore, in 2022, The NewVantage Partners' *Data and AI Leadership Executive Survey* demonstrated that 91.7% of organizations were expanding their investment in data and AI activities, at the core of which is ML [2].

The growing trend in ML adoption delivers new challenges for ML developers (i.e., software developers and data scientists) [4]–[7]. When ML developers face issues in their development process, they can turn to technical question and answer (Q&A) forums such as Stack Overflow (SO) to answer their questions [5]–[9]. In this work, we analyze such questions to understand the stack traces that developers face when they develop ML programs. We target ML-related questions on SO because, with over 22 million questions, 33 million answers, and roughly 18 million users, SO is the largest technical Q&A forum [10]. A 2021 survey on SO [11] has shown that 80 percent of respondents visit the forum

weekly, and 50 percent visit it daily. We, therefore, leverage SO to obtain data on exceptions that developers face when they develop ML programs because it is both popular and ingrained in developer work habits.

Prior works have studied the issues and challenges of developing machine learning applications [4]–[8], [12]. Indeed, it has been shown that the root causes of bugs and ML library challenges can be uncovered through a combination of bug reports and ML posts from GitHub and SO. However, the stack traces of ML applications remain unstudied.

A stack trace reports the chain of function calls at play when an anomalous situation, or exception, occurs. At the time of the exception, these function calls are either under execution or waiting for other function calls to be completed. The stack traces provide clues for understanding the errors that lead to exceptions (i.e., what chain of function calls lead to the exception). Therefore, in this work, we study the stack traces of ML applications to understand what the causes of exceptions in ML applications. Our work can provide a complementary perspective to existing works that study the issues and challenges of developing ML applications.

In this work, we study ~11K ML-related stack traces posted in SO questions, aiming to understand common patterns that cause exceptions in ML applications. To identify ML-related SO questions, we consider questions related to the use of seven popular Python ML libraries, including TensorFlow [13], Keras [14], Scikit-learn [15], PyTorch [16], NLTK [17], HuggingFace [18], and Spark ML [19]. We focus on the Python language as it is the dominant programming

- Amin Ghadesi, Maxime Lamothe and Heng Li are with the Department of Computer Engineering and Software Engineering, Polytechnique Montreal, Canada.  
E-mail: {amin.ghadesi, maxime.lamothe, heng.li}@polymtl.ca

language for ML application development [20], [21]. We perform quantitative and qualitative analyses to understand the characteristics of SO questions with stack traces and to analyze the patterns of stack traces therein. In particular, we structure our study and findings along the following three research questions (RQs):

- **RQ1. What are the characteristics of ML-related posts with stack traces?** 12.6% of posts related to our studied libraries include a stack trace. Although these posts receive more attention, they are less likely to have accepted answers, and take longer to be answered.
- **RQ2: What are the characteristics of the stack trace patterns in ML-related questions?** Most patterns are short, (80% of the patterns contain fewer than five calls), and 19.53% are shared among at least two ML libraries. We also find that a small percentage of patterns (20%) span a large number of questions (up to 85%).
- **RQ3: What are the categories of the stack trace patterns, and which categories are most challenging for developers?** Through a qualitative study, we identify five high-level categories and 25 low-level types of stack trace patterns associated with ML development. We find that exceptions are often caused by misunderstandings or uncertainties related to ML API usage, data formats, or language constructs. Furthermore, exceptions related to external dependencies or manipulations of artifacts are less likely to receive timely community support.

The main contributions of our work include:

- This study is the first step towards understanding the stack traces of machine learning applications and their related issues posted on SO.
- We observe that questions with stack traces are less likely to get timely accepted answers. Forum moderators and researchers should pay particular attention to these questions to help developers.
- We observe patterns in stack traces of ML applications, and find that a small subset of them cover a wide range of questions, even across different libraries. Focusing on these prevalent patterns could produce impactful improvements.
- We provide a hierarchical taxonomy of the stack trace patterns of ML applications and recommend actions to improve ML applications and their usage.
- Our observations identify the most challenging pattern types and provide critical insight for future research.

The data and scripts used to produce this work are shared in a replication package [22].

## 2 EXPERIMENT SETUP

Figure 1 gives an overview of our approach. We first extract ML-related posts (which contain questions and answers) from SO. Then, we extract stack traces from the posts (through regular expressions) and use pattern mining techniques to discover patterns in the stack traces. The extracted stack traces and their patterns are used to answer our research questions. In the rest of this section, we elaborate on each of these steps to precisely capture each step of our

experiment setup. The detailed analysis of each research question is presented in Section 3.

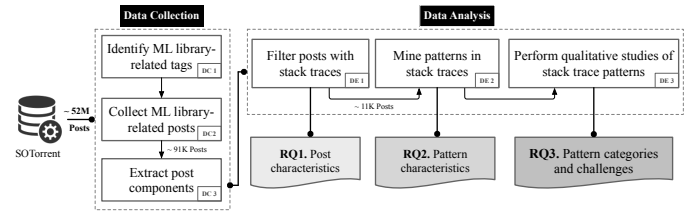


Fig. 1: An overview of our study design

### 2.1 Subject Data

We use SO posts as our primary data source to study the stack traces of ML applications. Specifically, we use SOTorrent [23], an open dataset, to access the set of SO posts which contains questions, answers, and their metadata (e.g., question tags, view counts, scores, question and answer creation time, and whether an answer is accepted or not, etc). We use the last released version of SOTorrent, released on 2020-12-31, and use Google BigQuery to access the dataset. The dataset contains the entire version history of all SO posts in the official SO data dump from its first post on July 31, 2008, until 2020-12-31.

### 2.2 Data Collection

#### [DC1] Identify ML library-related tags

We use SO question tags to identify ML-related posts. Using these tags, we focus on the questions related to the Python programming language and our selected ML libraries (e.g., TensorFlow). We choose the Python programming language because it is the most popular programming language for data scientists [11], [24] and involves libraries that are popular in the ML field [25]–[27]. To identify the tags related to Python ML libraries, we first define our studied libraries.

**Defining studied ML libraries.** We consider SO questions related to seven popular ML libraries: *TensorFlow* [13], *PyTorch* [16], *Scikit-learn* [15], *Keras* [14], *NLTK* [17], *Hugging-Face* [18], and *Spark ML* [19]. These popular and state-of-the-art libraries provide ready-made algorithms that allow ML developers to efficiently apply ML-based solutions in their applications. We select these seven ML libraries based on (1) their popularity metrics on GitHub [28], [29] (e.g., the number of forks, stars, and releases), as well as (2) their usage in previous studies [11], [25]–[27].

**Identifying a tag-set.** We leverage StackExchange<sup>1</sup> and SO tags<sup>2</sup> to find and extract tag names related to ML libraries. The StackExchange query space provides an environment to find all of the existing tags that match a specified pattern through the LIKE operator. For example, to find the tags related to the TensorFlow library, we use the query `TagName LIKE '%tensorflow%' THEN 'tensorflow'`. This finds all of the versions and subcategories related to TensorFlow like *tensorflow-lite* and *tensorflow2.x*. We use a combination of queries to obtain a relevant tag-set for each of our studied ML libraries. Our replication package [22] contains our queries and our complete tag-set.

1. <https://data.stackexchange.com/stackoverflow/queries>  
 2. <https://stackoverflow.com/tags>

**[DC2] Collect ML library-related posts**

To extract posts based on our tag-set, we use the Google Cloud Platform service (BigQuery). We export all post answers and ML-related questions using two queries. We use the output of these queries to extract the specific part of the metadata that we need to answer our research questions.

**[DC3] Extract post components**

Posts on SO can be composed of text, images, code snippets, and more. For simplicity, as shown in Figure 2, we summarize each post’s body into text and code blocks. *Text Blocks* contain the questioner’s textual descriptions, and *Code Blocks* are composed of code snippets or reports such as stack traces. In this study, we focus on posts that contain *Code Blocks* with stack traces. Although SO often uses the (`<pre><code>`) tag to distinguish the *Code Blocks*, there are cases where *Code Blocks* obey other tags. Thus, we apply a lightweight heuristic approach that uses multiple regular expressions to identify *Code Blocks* in the SO posts and automatically extract all *Code Blocks* and *Text Blocks*. Our heuristics are provided as scripts in our replication package.

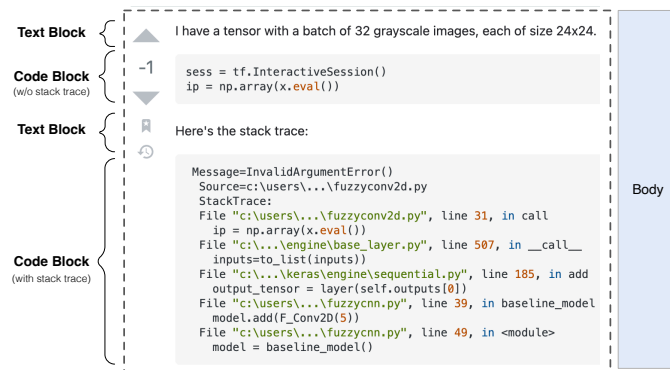


Fig. 2: A truncated example of a SO question. (ID=52253378)

**2.3 Data Analysis**

**[DE 1] Filter posts with stack traces**

Our research focuses stack traces. Therefore we wish to distinguish between questions with *Code Blocks* with stack traces and other types of *Code Blocks* such as code snippets. Regardless of operating system (OS) type, all stack traces contain OS paths. We use this knowledge to extract stack traces automatically through regular expressions.

**[DE 2] Mine patterns in stack traces**

**Stack trace transformation.** The regular expressions used in DE1 provide us with two advantages: (1) we can differentiate between types of *Code Blocks*, and (2) we can capture the specific parts of each stack trace. Figure 3 indicates a stack trace recognized using our regular expressions. Moreover, this figure shows how we convert each stack trace to a list of pairs. Each pair contains the file’s and function’s names, which come from each line in the stack trace. The combination of file and function names, the yellow and red

colored words in Figure 3, gives us unique pairs that we use to feed our pattern mining procedure.

**Stack trace mining.** In this paper we seek to uncover stack trace patterns and minimize the information lost due to the aggregation of different stack traces. For this purpose, we implement CC-Span [30], to mine closed contiguous sequential patterns. The algorithm considers two aspects: the items’ adjacency and the patterns’ closure. We use the unique pairs obtained from the previous step as input.

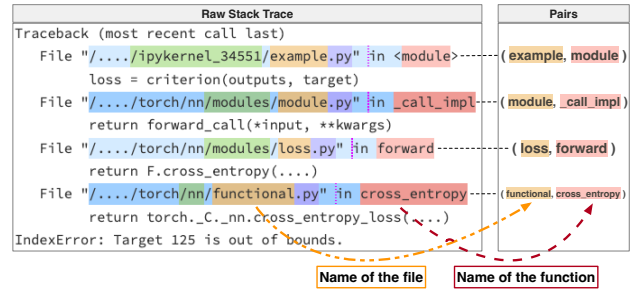


Fig. 3: A truncated example of stack trace transformation. (ID=70716638)

**[DE 3] Perform qualitative studies of stack trace patterns**

We performed qualitative studies to identify categories of stack trace patterns, to better understand the types of stack trace-related issues faced by ML developers and their challenges. Our qualitative studies are detailed in Section 3.

**3 RESEARCH QUESTIONS AND RESULTS**

**(RQ1) What are the characteristics of ML-related posts with stack traces?**

**Motivation**

When ML developers face challenges, they can post questions that contain stack traces on SO. These stack traces can indicate errors in their code, and communicate information about the challenges they face in their development process. Studying the characteristics of SO questions with stack traces can help ML developers and forum providers understand the profile of these questions and their level of community support. Therefore, this RQ proposes a quantitative analysis of the characteristics of ML-related SO questions with stack traces, and compares them statistically to SO questions without stack traces. This RQ also provides context for our next two RQs, where we aim to study the patterns in the stack traces of ML-related questions.

**Approach**

In this RQ, we exclude post answers to concentrate on the characteristics of SO questions with stack traces and compare them to those without stack traces. In particular, we study the questions’ lengths, the questions’ popularity (e.g., view count), and how likely these questions are to receive answers that are accepted by the questioners. **Studied characteristics of SO posts.** Below we describe the

characteristic variables that we study to determine the status of ML-related stack traces on SO.

**Question Length:** measures the number of words used in all *Text Blocks* of a question.

**Code Length:** measures the size of the *Code Blocks* of a question. We count the number of lines in each *Code Block* of a question. Our calculation ignores empty lines.

**Question Score:** a measure of popularity. The question score shows the difference between the number of upvotes and the number of downvotes for a question [31].

**Comment:** a measure of popularity. A count of comments for a given question.

**View:** a measure of popularity. SO counts the number of views for every page load<sup>3</sup>. The total number of views for a given question.

**Answer Count:** measures the count of proposed answers for a given question.

**First Answer:** measures the hours between a question’s publication and when it receives its first answer.

**Accepted Answer:** measures the hours between a question’s publication and when it receives an accepted answer. Question posters can choose one answer that they believe is the best answer to their questions.

We apply two statistical tests (i.e., Mann-Whitney U Test and Two-sample proportion Z Test) to compare these characteristics between questions with and without stack traces.

**Mann-Whitney U Test.** We apply this test [32] to assess whether the data for ML-related stack traces can be considered statistically independent from questions w/o stack traces. We chose a nonparametric test because we do not know the distribution of our data a priori. Moreover, we execute the test at the 5% significance level (i.e.,  $\alpha = 0.05$ ).

**Two-sample proportion Z Test [33], [34].** We apply this test in Table 4, to compare the ratio of each ML library that gets accepted answers, for groups with and without stack traces. We use this statistical test because there is insufficient information to utilize the chi-squared distribution. We execute the test using a 5% significance level.

## Results

TABLE 1: The Number of questions on SO for each studied ML library, including all questions, those that contain *Code Blocks* and those that contain stack traces

ML Libraries	# Ques.	# Ques.		OS <sup>1</sup>	
		with code block	with stack trace	Unix-based	Windows
TensorFlow	39,690	32,368 (81.6%)	5,436 (13.6%)	69.1%	30.9%
Keras	21,568	18,506 (85.8%)	2,715 (12.5%)	70.8%	29.2%
Scikit-learn	18,133	14,795 (81.6%)	2,009 (11.0%)	62.0%	38.0%
PyTorch	5,540	4,620 (83.4%)	713 (12.8%)	76.2%	23.8%
NLTK	5,592	4,381 (78.3%)	564 (10.0%)	58.7%	41.3%
Hugging Face	236	204 (86.4%)	40 (16.9%)	87.5%	12.5%
Spark ML	141	126 (89.4%)	16 (11.3%)	93.8%	6.20%

<sup>1</sup> OS stands for Operating System.

**An average of 12.6% of ML-related questions provide stack traces.** While the number of questions fluctuates based on the ML library, the percentage of questions with stack traces is relatively stable. As seen in Table 1, TensorFlow

3. <https://meta.stackexchange.com/questions/36728/how-are-the-number-of-views-in-a-question-calculated>

(13.6%) has the most questions with stack traces, and NLTK has the least (10.0%). This shows that a number of developers see an inherent value in adding stack traces to their SO questions. Furthermore, based on the stack trace paths, we find that most SO questions that contain stack traces come from Unix-based systems. This can be interpreted in two ways. Either most ML developers work and execute their code on Unix-based systems, or Unix-based developers are more likely to add a stack trace to their SO questions. Future work is needed to determine which is the case. However, in all cases, we find that stack traces are used in ML-related questions irrespective of the ML library in question.

TABLE 2: The median question and code lengths for the SO posts related to our studied ML libraries

ML Libraries	Ques. Length (Words)			Code Length (LOC)		
	with stack trace	w/o <sup>1</sup> stack trace	Sig. <sup>2</sup>	with stack trace	w/o stack trace	Sig.
TensorFlow	69.0	84.0	***	25.0	19.0	***
Keras	73.0	86.0	***	24.0	21.0	***
Scikit-learn	67.0	79.0	***	18.0	14.0	***
PyTorch	68.0	77.0	***	19.0	17.0	*
NLTK	61.0	72.0	***	15.0	11.0	***
Hugging Face	67.5	90.0	*	18.0	14.0	o
Spark ML	83.5	80.0	o	43.0	16.0	***

<sup>1</sup> w/o = without

<sup>2</sup> Statistical significance of explanatory power according to Mann-Whitney U Test: o  $p \geq 0.05$ ; \*  $p < 0.05$ ; \*\*  $p < 0.01$ ; \*\*\*  $p < 0.001$

**Questions with stack traces have shorter natural language descriptions and longer *Code Blocks* compared to questions without stack traces.** Table 2 displays the median text length and code length of questions with and without stack traces. Irrespective of library, questions with stack traces are less wordy (median 11 fewer words on average) but use more lines of code (median 5 more LOC on average) compared to questions without stack traces. Therefore, it appears that stack traces allow question posters to express their problem with fewer words by relying on the lines of code provided by the stack traces themselves.

**Questions with stack traces gain more popularity (in terms of view counts and comment numbers) than questions without stack traces.** Table 3 compares the status of community support, including score, comment, view, and answer count among ML-related questions with and without stack traces against a baseline comprised of all Stack Overflow questions. While questions with stack traces garner lower scores than questions without stack traces, the median difference is small (~1). In terms of comment count and view count, questions with stack traces get more, or an equivalent number of comments and views compared to questions without stack traces and the SO baseline. Finally, we find that the median answer count amongst different ML libraries is the same in all groups, with a median answer count of 1. Therefore, it appears that using stack traces in ML-library questions encourages comments and views.

**Questions with stack traces are less likely to get answers and take longer to get them when they do.** We use the Two-sample proportion Z Test to compare the ratio of questions that receive an accepted answer with and without stack traces. Using Table 4, we can see that questions with stack traces are less likely to receive an accepted answer. Indeed, for all statistically significant results, questions with stack traces take longer to obtain a first answer, and an accepted answer. While some libraries obtain answers faster than

TABLE 3: The median community support variables for SO posts of our studied ML libraries

ML Libraries	Ques. Score			Comment			View			Answer Count		
	with stack trace	w/o <sup>1</sup> stack trace	Sig. <sup>2</sup>	with stack trace	w/o stack trace	Sig.	with stack trace	w/o stack trace	Sig.	with stack trace	w/o stack trace	Sig.
TensorFlow	0	1	***	1	0	***	324.0	202.0	***	1	1	**
Keras	1	0	o	1	1	**	282.0	162.0	***	1	1	o
Scikit-learn	1	1	o	2	1	***	562.0	360.5	***	1	1	***
PyTorch	0	1	**	0	0	*	345.0	168.0	***	1	1	o
NLTK	1	1	*	2	1	***	651.5	394.0	***	1	1	o
Hugging Face	0	0	o	2	0	**	134.0	131.5	o	1	1	o
Spark ML	1.5	1	o	0	0	o	597.5	651.0	o	1	1	o
Baseline	1			1			294			1		

<sup>1</sup> w/o = without<sup>2</sup> Statistical significance of explanatory power according to Mann-Whitney U Test:o  $p \geq 0.05$ ; \*  $p < 0.05$ ; \*\*  $p < 0.01$ ; \*\*\*  $p < 0.001$ 

TABLE 4: The median time to answer for SO posts of our studied ML libraries

ML Libraries	First Answer (Hour)			Accepted Answer (Hour)					
	with stack trace	w/o <sup>1</sup> stack trace	Sig. <sup>2</sup>	with stack trace	w/o stack trace	Sig. <sup>2</sup>	ratio (with stack trace)	ratio (w/o stack trace)	Sig. <sup>3</sup>
TensorFlow	5.82	1.88	***	3.96	2.40	***	0.33	0.39	***
Keras	3.27	1.86	***	2.24	1.84	**	0.36	0.39	***
Scikit-learn	2.97	1.53	***	2.50	1.56	***	0.41	0.48	***
PyTorch	4.10	2.53	***	3.08	2.53	o	0.38	0.42	***
NLTK	2.39	1.14	***	2.91	1.16	***	0.40	0.50	***
Hugging Face	21.24	18.48	o	0.98	14.10	o	0.27	0.42	o
Spark ML	2.40	2.43	o	1.97	1.79	o	0.50	0.49	o

<sup>1</sup> w/o = without– Statistical significance of explanatory power according to Mann-Whitney U Test<sup>2</sup> and Two-sample proportion Z Test<sup>3</sup>:o  $p \geq 0.05$ ; \*  $p < 0.05$ ; \*\*  $p < 0.01$ ; \*\*\*  $p < 0.001$ 

others, the trend holds across libraries, despite the overall answer speed. Indeed, Table 4 shows that questions with stack traces present unique characteristics that are distinct from questions without stack traces, even from questions that may contain other *Code Blocks*, such as code snippets.

**Questions with stack traces rarely contain more than one stack trace.** Table 5 presents the distribution of the stack traces on SO for each ML library. In all cases, questions rarely (at most 6%) contain more than one stack trace.

TABLE 5: The distribution of stack traces on SO for our studied ML libraries

ML Libraries	# Stack Trace Instances	# Ques. (with stack trace)	Ratio
TensorFlow	5,728	5,436	1.05
Keras	2,851	2,715	1.05
Scikit-learn	2,090	2,009	1.04
PyTorch	741	713	1.03
NLTK	585	564	1.03
Hugging Face	40	40	1.00
Spark ML	17	16	1.06

### Summary of RQ1

SO questions with stack traces are prevalent across all studied libraries, with 12.6% of studied questions containing a stack trace. These questions generally use fewer words (a difference of 11 words on average) and garner more comments and views than questions without stack traces. However, they are also less likely to have accepted answers, and take longer to be answered in the first place.

**(RQ2) What are the characteristics of the stack trace patterns in ML-related questions?**

### Motivation

When a Python program faces an error or exception, the Python interpreter produces a stack trace that lists the function calls that lead up to the error. By examining the stack traces, we may identify patterns in the sequence of function calls that can help developers and researchers understand the root cause of the errors. In addition, finding frequent patterns among many stack traces may help us identify buggy functions and APIs for ML libraries. Finally, stack trace patterns can also help us identify code structure or design problems that may contribute to errors.

### Approach

To answer RQ2, we first seek to identify stack trace patterns among ML-related questions. Transforming stack traces into lists of pairs of file and function names (see Figure 3) allows us to create a list of all stack trace instances for each ML library. We use these lists as input to the CC-Span algorithm to uncover stack trace patterns. By grouping similar stack traces together and identifying patterns in the stack traces, we can gain a better understanding of the common issues and errors that occur when working with ML libraries.

The CC-Span algorithm uses a support threshold as an input parameter. Figures 4 and 5 display the output and the cumulative percentage of stack trace patterns for various supports and pattern lengths. These plots show that by setting the *support* = 2, on average, we can enclose 83.88% and 64.73% of questions and stack trace instances in the stack trace patterns set. Thus, we set the support threshold to the smallest number (2) to reach the highest coverage. We ignore singleton instances (*support* = 1) because they are non-recurring and therefore not patterns. Table 6 depicts the percentages of stack trace instances and questions that were maintained by using the support threshold value of 2.

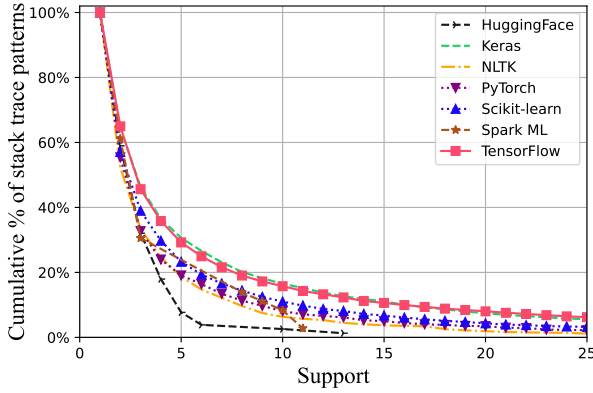


Fig. 4: The cumulative percentage of stack trace patterns for various supports ( $support \geq 1$ )

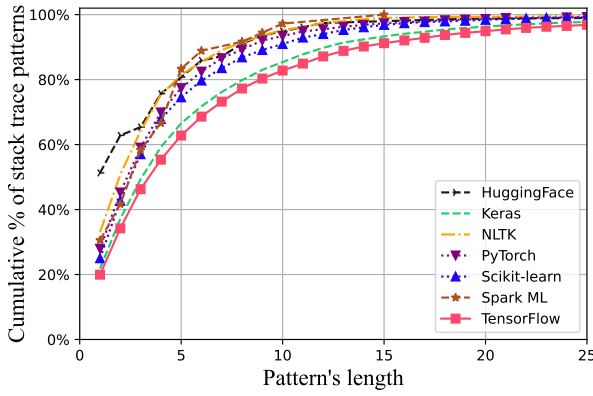


Fig. 5: The cumulative percentage of stack trace patterns vs. pattern's length ( $support \geq 1$ ).

**Results**

**Recurrent patterns are common in the stack traces of ML-related questions.** Table 6 reveals the percentage of stack trace instances and questions that fall into pattern sets with a support of at least 2, grouped by different ML libraries. Indeed, a high proportion of stack trace instances clearly have patterns, and on average, we cover 83.88% and 64.73% of total questions and stack traces, respectively. Furthermore, recurrent patterns are common.

**A relatively small portion of patterns (20%) cover a large number of questions (75% to 85%).** Figure 6 indicates the percentage of questions with stack traces that are covered by the percentage of stack trace patterns, for each ML library. For the majority of our studied libraries (i.e., not HuggingFace and NLTK libraries), 20 percent of significant patterns (high-support patterns) constitute a considerable proportion of questions (75% to 85%) for each ML library, and the rest (80%) cover around 20% of all questions. As shown in Figure 4, for all ML libraries, many stack trace patterns (20%-65%) have low support (between 2 and 4); Less than 20% of stack patterns have a support equal to or greater than 10. The detailed distribution of the support values of each ML library's patterns can be found in our replication package [22]. Our results indicate the significance of studying these stack trace patterns as they cover

TABLE 6: What percent of questions and stack traces fall into the pattern set ( $support \geq 2$ )

ML Libraries	Covered Ques. (%)	Covered ST <sup>1</sup> (%)
TensorFlow	91.45	64.96
Keras	89.09	64.43
Scikit-learn	85.39	57.10
PyTorch	82.44	55.42
NLTK	77.58	52.28
Hugging Face	67.50	58.97
Spark ML	93.75	100
<b>Overall</b>	<b>83.88</b>	<b>64.73</b>

<sup>1</sup> ST stands for Stack Trace.

the majority of the questions with stack traces.

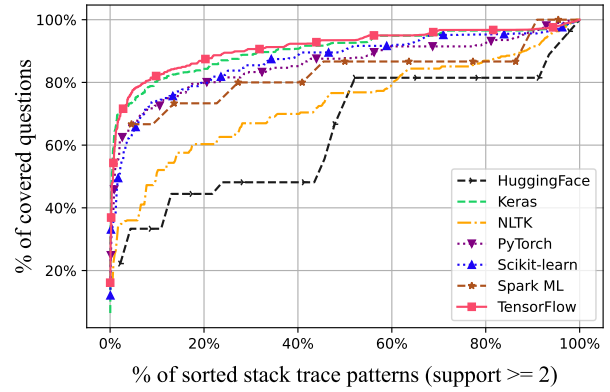


Fig. 6: The percentage of covered questions based on stack trace patterns (patterns are sorted based on their supports).

**Most patterns are composed of few calls (short pattern length), with 80% of patterns having a length shorter than or equal to 5.** Figure 5 shows the percentage of stack traces found for different pattern lengths. Except for the Spark ML and HuggingFace libraries, 50% of stack trace patterns have a length between 1 and 3, and few patterns (~20%) are lengthy (more than 5 calls). This may indicate that many of the issues and errors encountered when working with ML libraries can be traced back to a relatively small number of specific function calls or code blocks. This provides opportunities to study these short patterns and identify their root causes. Also, understanding these common patterns can be helpful for developers who are seeking answers to their problems, as it can help them identify error root causes and find solutions more quickly.

**Stack trace patterns are shared across the questions of different ML libraries.** Figure 7 and Table 7 give insight into the number of patterns shared between ML libraries. Figure 7 is a heatmap plot that uses a warm-to-cool color spectrum to demonstrate the correlation between pairs of ML libraries using their shared stack trace patterns. Table 7 shows how often libraries share patterns. As can be seen in Table 7, few patterns are shared by many libraries. However, some pairs of libraries like TensorFlow and Keras have many (2,044) shared pattern. Indeed, TensorFlow shares patterns with many other ML libraries. This could indicate that these libraries encounter similar issues and errors. Analyzing shared stack trace patterns can be useful for identifying common problems when working with these ML

libraries. By understanding these patterns, developers may anticipate and troubleshoot potential issues when working with these libraries, helping them find solutions more efficiently.

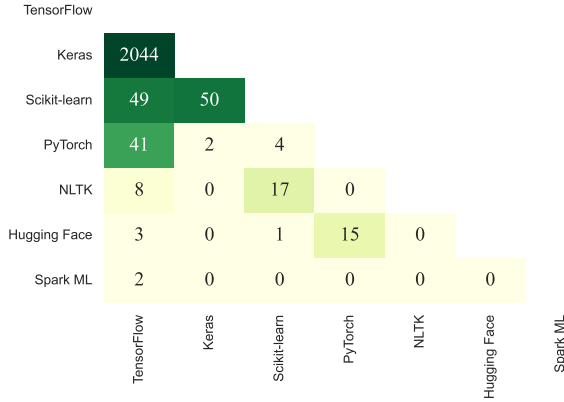


Fig. 7: Stack trace pattern correlation between ML-libraries

TABLE 7: The number of shared stack trace patterns amongst various ML libraries (*support* ≥ 2)

Shared Libraries (#)	2	3	4	5	6
Stack trace Patterns (#)	2,236	145	47	20	1

### Summary of RQ2

Recurrent patterns are common in the stack traces of ML-related questions, and a relatively small portion of these patterns cover many questions. Most patterns have a short length, and some patterns are shared across the questions of different ML libraries.

**(RQ3) What are the categories of stack trace patterns, and which categories are most challenging for developers?**

### Motivation

In the previous RQs, we observe that stack traces are prevalent in ML-related questions on SO (RQ1), and that these stack traces share common patterns (RQ2). To have a deeper understanding of the stack trace patterns, in this RQ, we perform a qualitative study to categorize them. We also analyze which categories of patterns receive less community support on SO. Our results can provide insights into the causes of exceptions in ML applications and shed light on future work to help practitioners overcome their challenges.

### Approach

We perform our qualitative study in three rounds (i.e., Round 1, 2, and 3). In Round 1, we employ the stack trace patterns shared among ML libraries to cover a diversity of ML libraries. In Round 2, to consider the patterns’ impact and sample from all captured patterns, we purposefully sample the stack trace patterns to assign a higher sampling probability to the patterns with higher support. In the last

round, Round 3, we derive stack trace categories. We explain each round in detail in the following subsections.

### [Round 1 of our qualitative study]

In the first step, we look for shared patterns among ML-related libraries. Using Table 7, we choose patterns that are shared among 3, 4, 5, and 6 libraries (213 stack trace patterns). To understand the pattern types, we manually analyze these 213 patterns. We explain our first qualitative analysis process in detail below.

**Qualitative analysis of shared patterns.** We used grounded theory [35]–[38] to identify stack trace pattern categories. Grounded theory has three phases: open, axial, and selective coding and is appropriate for concluding a high-level abstraction from low-level definitions [38].

For each pattern instance, we randomly fetch five associated posts. We examine the file’s path, the function’s name, and the error line in each stack trace. We use this information to understand the reason behind the error report.

We assign one type (label) for each pattern instance. If a stack trace pattern could belong to multiple types, we identify and choose its primary type. All three authors of the paper jointly conduct the coding process by following the five phases listed below:

**Step 1: Phase-1 coding.** We randomly shuffle all 213 patterns and divide them into three parts. We distribute the first third of all patterns amongst three coders. Each coder labels (i.e., assigns a type to) them separately.

**Step 2: Discussion after phase-1 coding.** We discuss and analyze our resulting types and reach an agreement in order to obtain the same types for all coders.

**Step 3: Revisiting phase-1 coding.** According to the result of our discussion, we revise the phase-1 coding results to obtain consistent types.

**Step 4: Phase-2 coding.** In this phase, we again divide the remaining portion of the patterns (i.e., two-thirds) into three parts and assign each part to two different coders. Coders can still add new types during this phase.

**Step 5: Discussion after phase-2 coding and resolving disagreements.** We discuss and analyze types updated in phase-2 and reach a consensus. We finalize the types after this step. During this final evaluation, if we find a disagreement between two coders, the third coder resolves the disagreement for the particular pattern.

**Measuring the reliability of Round-1 results.** We calculate inter-rater reliability to measure the validity of our qualitative study results. The results of our qualitative studies are reliable if raters (or coders) reach a certain level of agreement on their labeling procedure.

**Krippendorff’s  $\alpha$**  [39], [40]. We use  $\alpha$  to measure the agreement achieved after the coding process.  $\alpha$  supports any number of coders as well as a standard coefficient for estimating inter-rater reliability.  $\alpha$  is given by:

$$\alpha = 1 - \frac{D_0}{D_e} \tag{1}$$

where  $D_0$  is the disagreement observed between multiple coders and  $D_e$  is the disagreement expected by chance. The  $\alpha$  value ranges between 0 and 1, where 0 is the complete absence of agreement and 1 indicates perfect agreement between coders [39]. We obtain a Krippendorff’s  $\alpha$  of 0.885 for

this qualitative study, which indicates a reliable agreement (i.e., common understanding) between the coders.

### [Round 2 of our qualitative study]

In our second qualitative study, we expand our investigations to all stack trace patterns instead of just shared ones (as done in Round 1). However, we obtain a total of 11,449 stack trace patterns, too many for a manual investigation. To select a reasonable number of patterns, we focus our sampling on “critical patterns” by giving patterns with a higher support a proportionally higher chance to be sampled.

We use equation 2 to calculate how many patterns to sample, where  $A_i$  is the set of all of the stack trace patterns for library  $i$ . Meanwhile,  $n$  represents the total number of sampled stack trace patterns, and  $n_i$  represents the number of sampled patterns for library  $i$ .

$$\text{ceil} \left[ \frac{\text{len}(A_i) \times n}{\sum_{i=1}^7 \text{len}(A_i)} \right] = n_i \quad (2)$$

To ensure that we choose at least one pattern for each ML library, we use Eq. 2 with  $i = 1$ , and  $n_1 = 1$ , to force a pattern to be selected from the library with the least patterns (i.e., Spark ML with 22 patterns), this implies  $\text{len}(A_1) = 22$ . Furthermore, we have a total of 11,449 patterns, which implies that  $\sum_{i=1}^7 \text{len}(A_i) = 11,449$ . Using these numbers we can calculate  $n$ . Because we use *ceil* to round our result, there is some flexibility in the result. We choose to use the highest possible result. This yields a total of 782 patterns (i.e.,  $n$ ). We then use this to calculate sample sizes for other libraries. Details are available in our replication package.

Using Eq. 2 and the types identified in Round 1, we sample 782 patterns for the second part of our qualitative study.

**Qualitative analysis of selective patterns.** We perform a hybrid coding approach and obey the same structure as the previous Round (i.e., randomly selecting five posts, analyzing the posts containing the patterns, etc). We use types from Round 1 and extend them in Round 2. As the coders have established a reliable common understanding of the labels in Round 1, the first author of the paper is the primary coder in Round 2. The other two authors joined the first author to help resolve uncertain labels and discuss the coding results. The following steps are listed below:

**Step 1: Phase-1 coding.** One of the coders (the first author) codes all 782 patterns based on the types which come from Round 1. New types are added if they do not exist in the past coding process.

**Step 2: Discussion and Revisiting after Step-1 coding.** We hold a meeting to analyze the first step’s results. This meeting lasts about two hours, intending to reach an agreement. Also, during this meeting, all coders talk about allocating final types for those patterns and types that are difficult to code for the first coder.

### [Round 3 of our qualitative study]

**Defining stack trace pattern categories.** We use Axial coding<sup>4</sup> to find an answer for the second part of RQ3. Axial coding is a method of analysis used in qualitative research to recognize patterns and relationships within data. It involves breaking the data into smaller units and assigning them

codes or labels. To that end, all three coders hold a discussion meeting and define the categories. In this meeting, we print the stack trace pattern types onto cards and classify them into categories. Then we merge and split certain stacks of cards through a short discussion as the need arises. The resulting categories are discussed in the section below.

## Results

**We identified 25 stack trace pattern types across five high-level categories, including model-related patterns, data-related patterns, Python language syntax-related patterns, external dependence-related patterns, and multi-process-related patterns.** In total, we manually analyzed 995 stack trace patterns. This sample covers 8.2% of all stack traces in our dataset. Table 8 shows the open coding results after all three rounds of our qualitative studies, including the pattern category, pattern type, and frequency of the pattern types in Round 1 and 2, separately. The frequency column (*Freq.*) shows the total number of patterns categorized into a specific pattern type, the frequency of the pattern type in each round, and the percentage of patterns of that type. The table is sorted based on the number of patterns for each pattern type. Overall, we categorize the 995 manually analyzed stack trace patterns into the 25 distinct pattern types defined in the description column of Table 8. An example of each pattern type can be found in the Example Post column. Some (9) patterns were not categorized during the coding process. These patterns follow uncommon stack trace structures; we therefore deliberately ignore them and do not show them in the result table.

Although the number of patterns and the sampling approaches used in both rounds of our qualitative study are different, as presented in Table 8, there are few differences in the pattern types found in both rounds. Indeed, in the second round, we only add four new pattern types, including *Package installation*, *Model conversion*, *Data loading*, and *Data conversion*. Finally, *Model copy* is the only pattern that exists in Round 1 but not in Round 2. In total, the share of new pattern type instances in Round 2 is less than 2.5% of our sample. We therefore believe that we reached type saturation and identified representative patterns. The identified stack trace pattern categories are discussed below.

**[MOD] Model-related patterns.** Pattern types classified into this category are related to the models of ML algorithms. Specifically, the model-related pattern types include model training, hyperparameter tuning, model validation, model saving/loading, model conversion, and model copying. The first three types are related to building and validating the models, while the latter types are related to manipulating the model artifacts.

4. <https://delvetool.com/blog/axialcoding>



TABLE 8: Classification of 995 stack trace patterns

[Category] <sup>1</sup> Pattern Type	Description	Example Post <sup>2</sup>	Freq. <sup>3</sup>		
			Total	(R1, R2) <sup>4</sup>	Perc.
[SYN] Python basic syntax	This type describes issues with the use of basic syntax in the Python programming language.	56622503	125	(44, 91)	14.47%
[MOD] Model training/learning <sup>5</sup>	This type of taxonomy covers patterns related to the learning pipeline of an ML model.	19938587	122	(11, 115)	14.12%
[MLT] Parallelization	This type indicates patterns about deploying a process across multiple threads or processors.	60905801	81	(23, 64)	9.38%
[DAT] Data transformation	This type deals with problems related to the wrong shape, type, or format of the data.	47499284	65	(8, 59)	7.52%
[MLT] Subprocess invocation	This type includes patterns for executing a new and different process to handle a new task.	44523492	58	(23, 42)	6.71%
[DAT] Data operation	Patterns come from faulty action manifests during some operations on variables	44725860	52	(1, 52)	6.02%
[EXT] External module execution	This type represents patterns related to locating and running External Python modules.	60705802	51	(25, 33)	5.90%
[SYN] Method wrapper	This type includes patterns related to wrapping functions to extend their functionalities.	60690327	49	(10, 45)	5.67%
[MOD] Model saving/loading	This type illustrates patterns about loading and saving ML models.	59757217	45	(2, 44)	5.21%
[SYN] Syntax/attribute extraction	This type aggregates patterns relevant to extracting an object’s attributes.	37733245	40	(14, 30)	4.63%
[MOD] Model training/construction	This type considers patterns affecting building a model during the training process.	63624390	38	(1, 37)	4.40%
[DAT] Data saving/pickle	This type categorizes patterns w.r.t saving a python object as a binary file.	61916110	20	(14, 10)	2.31%
[DAT] Data validation	This type includes patterns that are related to the test or validation of a variable.	63939783	19	(3, 19)	2.20%
[MOD] Model validation	It includes patterns according to the testing and validation of a (trained) model.	43925714	18	(4, 15)	2.08%
[EXT] Remote API call	This type indicates patterns about establishing and opening HTTP connections.	59081201	14	(6, 8)	1.62%
[SYN] Object copy	This type is for constructing a new compound object.	44591282	14	(2, 13)	1.62%
[EXT] File operation	This type is about accessing and manipulating files in an operating system.	57095189	11	(4, 8)	1.27%
[EXT] Package installation	This type is about package installation and uninstallation	38541233	11	(8, 4)	1.27%
[DAT] Data creation	It includes the issues arising during the construction of a data object.	47585817	11	(-, 11)	1.27%
[MOD] Model conversion	Problems come up while converting a model to a new one.	53596521	5	(-, 5)	0.58%
[MOD] Model copy	This type presents patterns for cloning a model instance.	54584393	4	(4, -)	0.46%
[MOD] Hyperparameter tuning	This type covers patterns about model optimization.	62205174	4	(1, 3)	0.46%
[SYN] Argument validation	This type is about checking and meeting the conditions of the input argument of a function.	63811127	3	(1, 2)	0.35%
[DAT] Data conversion	Convert the type or structure of a data to a new one.	64327397	2	(-, 2)	0.23%
[DAT] Data loading	This type comprises patterns connected to the decoding and loading of a data object.	48911850	2	(-, 2)	0.23%

1 We categorize patterns into 5 different categories, and to save space, we use an abbreviation form for each category. Pattern types that include in one category have the same abbreviation. Categories are: [MOD] Model-related patterns, [DAT] Data-related patterns, [SYN] Python language syntax-related patterns, [EXT] External depending related patterns, and [MLT] Multi-process related patterns.  
 2 For more details about each pattern type, the readers can refer to its web link, “http://stackoverflow.com/questions/”, followed by the post ID. (e.g., the example link for the first pattern type is “http://stackoverflow.com/questions/56622503”).  
 3 The frequency column consists of (1) Total: the total frequency of each label for both rounds, (2) (R1, R2): displays the frequency of labels for every round, and (3) Percentage: the share of each label. In the total number, we ignore patterns that are common between rounds.  
 4 R1 and R2 stand for Round 1 and Round 2  
 5 Each pattern type may cover distinct aspects. By the slash symbol, we tried to indicate or bold one part of that.

```

1 Traceback (most recent call last)
2   .../def_function in __call__
3   .../training_v2.py in fit
4   .../training_v2.py in run_one_epoch
5   .../training_v2_utils.py in execution_function
6   .../def_function.py in __call__
7   .../function.py in __call__
8   .../function.py in _filtered_call
9   .../function.py in _call_flat
10  .../function.py in call
11  .../execute.py in quick_execute
12  .../six.py in raise_from
    
```

Listing 1: [MOD] Model-related patterns: truncated example (ID=57842734). The failure is related to a dimension mismatch in the model training process.

**Model-related exceptions are often caused by misunderstanding the input requirements of the model APIs or failing to meet such requirements.** ML algorithms are often implemented as libraries (e.g., TensorFlow) and used as black boxes by developers [41]. The behaviors of the ML algorithms are abstracted by the APIs provided by the libraries. However, developers may misunderstand the behaviors of the APIs (e.g., providing incorrect arguments or input data). Such misunderstanding or misuse may cause errors such as input type mismatches (e.g., “Expected bool, got 1 of type ‘int’ instead.” in post #43604917<sup>5</sup>) or input data dimension mismatches (e.g., “Shapes (3, 1) and (1, 3) are incompatible.” in post #63481755<sup>6</sup>). Listing 1 shows an example stack trace that belongs to the model-related pattern category. We assign the *model training/learning* pattern type to the pattern highlighted in yellow (Line 2-6) in Listing 1. We chose this label because the issue that triggers the stack

5. <https://stackoverflow.com/questions/43604917>  
 6. <https://stackoverflow.com/questions/63481755>

trace is linked with a failure in the model’s learning process caused by the shape mismatch of the logits and labels. **Library providers or researchers may help developers avoid or address such issues by providing examples for the APIs or identifying API misuses.**

**[DAT] Data-related patterns.** Pattern types classified in this category focus on the saving, loading, conversion, creation, validation, transformation, and operation of data.

```

1 Traceback (most recent call last):
2   File ".../training.py" in _method_wrapper
3   File ".../training.py", in fit
4   File ".../data_adapter.py", in train_validation_split
5   File ".../nest.py", in map_structure
6   File ".../nest.py", in <listcomp>
7   File ".../data_adapter.py", in _split
8   File ".../ops.py", in convert_to_tensor_v2
9   File ".../ops.py", in convert_to_tensor
10  File ".../tensor_conversion_registry.py" in _default_conversion_function
11  File ".../constant_op.py", in constant
12  File ".../constant_op.py", in _constant_impl
13  File ".../constant_op.py" in convert_to_eager_tensor
    
```

Listing 2: [DAT] Data-related patterns: truncated example (ID=63106341). The failure is because TensorFlow couldn’t convert a Numpy array into a tensor.

**Misunderstanding the data types, data shapes, or the expected input format of an API is the main cause of data-related exceptions.** Data handling (e.g., data cleaning or data transformation) is essential in developing machine learning applications [42]. Due to the complexity and sheer size of the data, the different input formats of ML algorithms, as well as the variety of data handling APIs (e.g., Numpy or Pandas APIs), developers have difficulties in creating, loading/saving, converting/transforming, or validating their datasets. We find that issues related to this category are often related to the misunderstanding of the

data types/shapes or the expected input format of an API. For instance, as described in post #52832028<sup>7</sup>, the developer posted a stack trace with an error message "ValueError: Tensor conversion requested dtype float32 for Tensor with dtype float64: 'Tensor'". This error occurs when converting a Numpy array into a tensor, as TensorFlow could not convert the float64 format into the tensor format whereas the float32 format was expected. Listing 2 shows a stack trace example of the data-related pattern category. We identify the pattern (highlighted in yellow (Line 13)) as a data conversion pattern because the root cause of the failure is related to converting one data type to another (i.e., Failed to convert a NumPy array to a Tensor). **Future research or development platforms could help developers identify mismatches in data formats (e.g., by comparing the shape of an input dataset and the expected input data shape of an API).**

[SYN] Python language syntax-related patterns. This category reveals failures related to the functionality of the Python programming language. Pattern types in this category include Argument validation, Syntax/attribute extraction, Method wrapper, Python basic syntax, and Object copy.

```

1 Traceback (most recent call last):
2   File "...\mlp2.py", in <module>
3   File "...\mlp2.py", in <listcomp>
4   File "...\frame.py", in __getitem__
5   File "...\base.py", in get_loc
6   File "...\index.pyx", in pandas._libs.index.IndexEngine.get_loc
7   File "...\index.pyx", in pandas._libs.index.IndexEngine.get_loc
    
```

**Listing 3:** [SYN] Syntax-related patterns: truncated example (ID=57717423). The failure is caused By feeding the DataFrame objects instead of Array or Numpy into the one method of the LIME library.

**Syntax-based exceptions are often caused by the misunderstanding of Python basic syntax such as the type or structure of Python objects.** Surprisingly, 14.47% of the manually studied patterns are related to Python basic syntax. For example, post #56622503<sup>8</sup> describes an error caused by an incorrect use of the Python built-in module "random" when the built-in module was unintentionally overridden by a local file of the same name. This result may be explained by the fact that many ML developers do not have computer science or software engineering training [43]. In addition, misunderstanding of the type or structure of Python objects is another main cause of this category of stack trace patterns (e.g., as indicated by the Attribute extraction or Object copy stack trace patterns). Listing 3 shows an example of the syntax-related stack trace patterns (highlighted in yellow, Line 5) and assigns the *Syntax/attribute extraction* pattern type to the pattern. The failure was caused by feeding the wrong object type. It means the developer passed *DataFrame* objects instead of *List* or *NumPy* into one method of the LIME library. **We encourage ML developers to build a solid knowledge of the used programming language to develop their ML applications more effectively and with higher quality.**

[EXT] External dependence related patterns. The issues that cause these types of stack traces are related to external environments or outside of the code. This category is com-

posed of: Remote API call, External module extraction, File operation, and Package installation.

```

1 Traceback (most recent call last):
2   File "...\pywrap_tensorflow.py" in <module>
3   File "...\pywrap_tensorflow_internal.py" in <module>
4   File "...\pywrap_tensorflow_internal.py" in swig_import_helper
5   File "...\imp.py" in load_module
6   File "...\imp.py" in load_dynamic
    
```

**Listing 4:** [EXT] External dependence-related patterns: truncated example (ID=55912838). The failure is related to loading a TensorFlow package and its dependencies on Windows 10.

**Uncertainties in external dependencies are one of the main causes of the exceptions of ML applications.** ML applications often rely on external dependencies (e.g., external module/package, remote API call, etc.) to accomplish complex tasks. However, such dependencies may come with uncertainties. For example, an ML application that loads external data may fail when the external data becomes unavailable. A manual investigation revealed that many such issues were caused by timeout when executing the external dependencies. For example, in post #61149306, the exception was caused by timeout when loading online package data (i.e., "socket.timeout: The read operation timed out"). Listing 4 shows an example of the external dependence related stack trace patterns (Line 5-6, highlighted in yellow). We assign the *Package installation* pattern type to the example as the installation of a specific (incorrect) version of the TensorFlow package caused the error. **Future efforts may help developers mitigate the impact of such problems by pointing them to more robust alternative dependencies.**

[MLT] Multi-process related patterns. This category reveals failures related to Parallelization and Subprocess invocations. In this category, failures are related to deploying, creating, or executing threads or processes to handle tasks.

```

1 Traceback (most recent call last):
2   File "...\for_device_data.py" in <module>
3   File "...\for_device_data.py" in testPtl
4   File "...\dbscan_.py" in fit
5   File "...\dbscan_.py" in dbscan
6   File "...\base.py" in radius_neighbors
7   File "...\parallel.py" in __call__
8   File "...\parallel.py" in dispatch_one_batch
9   File "...\parallel.py" in dispatch
10  File "...\parallel_backends.py" in apply_async
11  File "...\parallel_backends.py" in __init__
12  File "...\parallel.py" in __call__
13  File "...\parallel.py" in <listcomp>
14  File "...\base.py" in _tree_query_radius_parallel_helper
15  File "...\binary_tree.ptxi" in sklearn.neighbors.ball_tree.BinaryTree[...]
16  File "...\binary_tree.ptxi" in sklearn.neighbors.ball_tree.BinaryTree[...]
    
```

**Listing 5:** [MLT] truncated example (ID=64116586). The failure is related to a request for too many parallel jobs.

**Multi-process related exceptions in ML applications are often caused by data or resource contentions.** ML processes (e.g., training processes) are usually computationally demanding, thus multi-processing can help in speeding up the processes. An example is the multi-threading<sup>9</sup> feature of TensorFlow. However, multi-processing may lead to data or resource contentions that cause failures. For example, the post #56447556<sup>10</sup> reports an exception that was triggered by a data contention: multiple processes tried to alter the same data ("TypeError: can't pickle \_thread.lock objects"). This

7. <https://stackoverflow.com/questions/52832028>  
 8. <https://stackoverflow.com/questions/56622503>

9. [https://www.tensorflow.org/api\\_docs/python/tf/config/threading](https://www.tensorflow.org/api_docs/python/tf/config/threading)  
 10. <https://stackoverflow.com/questions/56447556>

problem could be fixed by disabling multi-processing (e.g., setting the argument `use_multiprocessing=False`). Listing 5 shows an example of the multi-process related stack trace patterns (Line 7-12, highlighted in yellow). We assign the *Parallelization* pattern type to the example because the failure was caused due to the creation of a high number of parallel jobs that increased memory consumption until failure. **Future research could help developers identify potential data/resource contentions in their ML applications.**

**ML exceptions related to external dependencies or manipulations of artifacts (e.g., model or data) are least likely to receive timely community support on SO, indicating their difficulties for developers.** Table 9 illustrates the statistical information of the pattern types with regard to their received community attention and support. For each pattern type, the table shows the number of questions associated with the pattern type, the median number of views of the questions, the median time taken to receive an answer, the percentage of questions that receive an accepted answer, and the median time taken to receive an accepted answer. As shown in Table 9, questions with stack traces related to external dependencies (Subprocess invocation<sup>11</sup>, External module execution, Remote API call, File operation, Package installation) or related to manipulations of artifacts (Data saving, Object copy, Model conversion, Data conversion) are least likely to receive timely community support. Indeed, they are the least likely to receive an accepted answer or take the longest time to receive an accepted answer, or both. Such observations indicate that these exception types are particularly difficult for developers. In particular, Model conversion is the most challenging pattern type, with only 21% of the questions receiving an accepted answer. Even when an answer is received, it takes a long time (i.e., a median of 71.46 hrs) to receive it.

The difficulties of the exceptions related to external dependencies (e.g., Remote API call) indicate that although the ML developer community on SO may be familiar with ML algorithms, pipelines, and frameworks, they may be less familiar with the hardware/software environment and dependencies that support the development of ML applications. For example, in the post #42223668<sup>12</sup>, exception (i.e., *NotFoundError: Key y\_3 not found in checkpoint*) was caused by the wrong OS path. Because the user saves the checkpoint inside the working directory but looks for that inside the root path. Indeed, these errors are closer to software engineering rather than machine learning. Experts with mixed backgrounds in machine learning and software engineering could help ML developers answer these questions.

The difficulties of the exceptions related to manipulations of artifacts may be explained by the large size and complex structure of the artifacts. Indeed, machine learning models are becoming increasingly large and complex and are typically treated as black boxes, which makes manipulating such models error-prone (e.g., Model conversion). Similarly, the large size and heterogeneous structure of their data make it challenging to perform manipulations (e.g., Data

11. Although we group the pattern type “Subprocess invocation” in the “Multi-process” category, it is also related to external dependencies as it involves the invocation of a new and different process, as described in Table 8.

12. <https://stackoverflow.com/questions/42223668>

TABLE 9: Statistical information of pattern types

[Category] <sup>1</sup> Pattern Type	# Ques.	View <sup>2</sup>	FAD <sup>1</sup> (Hour) <sup>2</sup>	AAR <sup>1</sup> (%) <sup>2</sup>	AAD <sup>1</sup> (Hour) <sup>2</sup>
[SYN] Python basic syntax	1,815	423	4.72	30%	4.46
[MOD] Model training/learning	1,733	350	4.74	39%	3.51
[MLT] Parallelization	1,082	480	5.40	38%	4.67
[DAT] Data transformation	670	252.5	3.43	38%	2.73
[MLT] Subprocess invocation	542	346.5	21.11	• 28%	23.74
[DAT] Data operation	878	356.5	9.11	36%	5.90
[EXT] External module execution	435	269	9.01	• 26%	13.05
[SYN] Method wrapper	1,286	256	4.48	32%	3.88
[MOD] Model saving/loading	313	359	9.62	31%	6.08
[SYN] Syntax/attribute extraction	305	206	9.58	32%	7.59
[MOD] Model training/construction	723	508	6.46	41%	4.17
[DAT] Data saving/pickle	20	266	12.33	40%	44.28
[DAT] Data validation	442	435	2.31	39%	2.53
[MOD] Model validation	116	599	2.06	40%	1.79
[EXT] Remote API call	34	276.5	3.36	• 26%	1.61
[SYN] Object copy	22	603	79.78	32%	127.64
[EXT] File operation	17	394	2.48	• 28%	0.52
[EXT] Package installation	30	1,312	1.60	47%	76.22
[DAT] Data creation	197	531	6.91	40%	4.62
[MOD] Model conversion	29	214	72.11	• 21%	71.46
[MOD] Hyperparameter tuning	19	381	20.69	42%	13.15
[SYN] Argument validation	38	1,018	2.34	37%	2.34
[DAT] Data conversion	46	105	23.22	• 20%	11.01
[DAT] Data loading	9	229	6.56	44%	10.56
Overall <sup>4</sup>	251	357.75	6.51	36.5	5.285

1 Some column headers are abbreviated due to space constraints. \*FAD = First Answer Duration, \*AAR = Accepted Answer Rate, \*AAD = Accepted Answer Duration  
 2 The View, First Answer Duration (FAD), and Accepted Answer Duration (AAD) columns display the median numbers of each pattern type.  
 3 The Accepted Answer Ratio (AAR) column shows the percentage of the total number of questions that received the accepted answer in each pattern type.  
 4 The median of medians

conversion or Data saving). For instance, post #59078406<sup>13</sup> wants to convert a pre-trained model into the TensorFlow Lite format. The developer encounters a conversion failure (*tensorflow.lite.python.convert.ConverterError: TOCO failed.*). This is due to the fact that the *tf.lite.TFLiteConverter* API supports a limited number of ops to be transformed. Future work may help ML developers alleviate such challenges by supporting developers in testing/debugging large and complex ML artifacts (e.g., by converting them into smaller or simplified versions for testing/debugging purposes).

## Discussion

**ML library providers should print actionable error messages when raising exceptions.** Our manual analysis revealed that many exception error messages lack actionable information for the users. For example, in SO post #64273829<sup>14</sup>, a developer posted a stack trace with an error message *KeyError: <ExtractMethod.NO\_EXTRACT: 1>* while trying to use TensorFlow Datasets<sup>15</sup> to load the CelebA dataset. The problem was caused by a Google Drive quota limit (as indicated in the accepted answer). The developer was unable to figure out the root cause given the stack trace and the error message. The issue could have been resolved more easily (perhaps by the developer itself) with a more informative error message.

**ML library providers could allow developers to access the templates of the error messages to aid developers in finding relevant forum posts.** It is known that developers typically search for their issues before posting new questions on SO [44]. However, as observed in our manual analysis and prior work [45], duplicate posts are common, showing

13. <https://stackoverflow.com/questions/59078406>

14. <https://stackoverflow.com/questions/64273829>

15. <https://www.tensorflow.org/datasets>

that developers sometimes can not find the answer to their question although a similar question exists. This may be due to the fact that the error messages printed by the libraries often contain dynamic information that is specific to the particular problem faced by a developer. For example, in the error message *"InvalidArgumentError : Incompatible shapes: [32,784] vs. [32,2352]"*, *"[32,784]"* and *"[32,2352]"* are dynamic information. If a developer uses the error message directly to search for similar posts, they may miss posts describing the same problem with different dynamic information (e.g., a different data shape). To mitigate this problem, library providers could help developers by giving access to error templates (e.g., *"InvalidArgumentError : Incompatible shapes: [NUM, NUM] vs. [NUM, NUM]"*). Library providers or development platforms could provide a convenient way to copy the templates (e.g., by providing options to copy the original error message or the template).

**ML APIs should improve their input argument type and data shape validation.** In our manual analysis, we found that, for some stack trace patterns, when incorrect data is sent to an API, many internal method calls can be traversed before an error is raised. For example, in post #39321495<sup>16</sup>, a developer asks a question about the *"AttributeError: 'list' object has no attribute 'isdigit'"* error. The *pos\_tag()* function expects a *Series* variable as its input but receives a *List*. Thus, we recommend that ML APIs improve their input argument validation to reduce the spread of erroneous behaviors which can obfuscate the original root cause.

**ML library providers could incorporate version information in their printed stack traces.** In our manual analysis, we found many cases in which there was a mismatch between the code that the user used and the version of libraries they were attempting to use. For example, in post #64771558<sup>17</sup>, the developer faced an error (*"TypeError: Unexpected keyword argument passed to optimizer: learning\_rate"*) when attempting to convert a Keras model into a Core ML model. The issue was resolved eventually by "using the same version of Keras and TensorFlow in the environment creating the model and the environment converting the model". If the version information was indicated in the stack trace (e.g., by printing the version information of the libraries that raise the exceptions), developers might be able to identify the version mismatches with less effort. Thus, we recommend ML library providers identify ways to infer or store the signature and versions of APIs that generate stack traces. This information can be used to quickly understand which API belongs to which version of the library and more rapidly determine the root cause of errors. On the other hand, developers are recommended to carefully verify the versions of the libraries they are using.

### Summary of RQ3

We derived five categories of stack trace patterns that are related to models, data, Python syntax, external dependencies, and multi-processing. These exceptions are typically caused by the misunderstanding of ML API usages, data format, or language constructs, or caused by the uncertainties in external dependencies or data/resource contentions in multi-process executions. Among them, the exceptions related to external dependencies or manipulations of artifacts (e.g., model or data) are least likely to receive timely community support on SO. Our observations shed light on future efforts to support ML developers better, for example, to identify misuses of ML APIs, mismatches in data formats, or potential data/resource contentions.

## 4 THREATS TO VALIDITY

We identify the following threats to the validity of our study: **External validity threats.** We select SO based on its popularity, importance, and related works. However, we could increase the generalizability by adding other sources to our research, such as GitHub, for future works. Also, In this study, we focus on posts related to 7 ML-related libraries. We could further improve generalizability by examining a larger set. In addition, the number of stack trace patterns chosen for Round 1 and Round 2 of our qualitative study may impact the generalizability of our study. To minimize this impact, we select 995 stack trace patterns using different approaches, such as shared libraries and selective pattern approaches. We assume that our conclusions derived from these 995 stack trace patterns represent a starting point for the categories and challenges of the stack trace patterns faced by ML developers.

**Internal validity threats:** The stack traces and patterns we use might not wholly indicate developers' actual challenges. For example, a failure may trigger a stack trace, but the root cause of that failure may be hidden from the stack trace. Also, developers can truncate each stack trace before posting on SO. This concern is more likely to affect patterns that belong to the ML libraries with few stack traces, while patterns with high support can mitigate it.

**Construct validity threats.** The concordance between SO and SOTorrent is unclear. However, many prior works make use of and draw reasonable conclusions from SOTorrent. In addition, while we use the latest SOTorrent version, it dates from 2020-12-31; at that time, the popularity of some ML libraries was as high as it is currently. Therefore our results may be underestimates. Also, because of the high volume of input data, we cannot check all results individually. Although we perform manual inspections, it is still possible that we may have missed some rare cases that are hard to recognize. Thus, we provide the source code and input data related to this study in our replication package [22].

## 5 RELATED WORKS

**Studies on software stack traces.** Developers rely heavily on stack traces to find the root causes of issues; hence, much

16. <https://stackoverflow.com/questions/39321495>

17. <https://stackoverflow.com/questions/64771558>

research has been put into the area [46]–[49]. Most similar to ours, Medeiros et al. [46] utilize correlation analysis to find and group similar crash reports and identify buggy files in the domain of web-based systems. Also, they assess the performance of the resulting technique in industrial contexts. In this study, we focus on stack traces on SO posts that are related to ML applications. Besides, Sui et al. [49] try to build call graphs based on the stack traces collected from the GitHub issue tracker and SO forums. All of the investigations in the paper consider the Java programming language; however, our study is based on the stack traces of ML applications written in Python.

**Studies on ML-related forum posts.** With a significant increase in the usage of machine learning systems in recent years, a lot of research has been done on the Q&A forums, such as SO, to understand the state and challenges of ML [5]–[9]. Alshangiti et al. [6] and Hamidi et al. [7] perform empirical studies on SO posts related to ML to find developers’ challenges in developing ML models. They find that most of the questions are related to model deployment phases and that there is a lack of ML experts in the SO community. Zhang et al. [5] focus on Deep Learning (DL) applications and study the existing challenges in developing DL projects by analyzing the commonly asked questions and their answers on SO. Besides, Bangash et al. [8] and Islam et al. [9] select posts related to ML to investigate developers’ understanding of ML libraries. The latter focuses on 10 popular ML libraries such as Tensorflow and Keras and suggests urgently needed research in this area. In another study, Islam et al. [4] analyzed around 2k posts on SO and 500 bug fix commits from the GitHub platform with regards to the 5 DL libraries, including Caffe, Keras, Tensorflow, Theano, and Torch, as well as categorize the characteristics of bugs. Similar to the existing studies, our study focuses on SO posts with tags related to 7 ML libraries. However, different from these studies, we focus on the error patterns of ML applications manifested in stack traces.

**Studies on ML library usages.** Numerous ML libraries are available for developers to build their ML systems. Understanding the use case of each of these libraries helps developers choose the best fit for their ecosystem. Dilhara et al. [50] conduct an empirical study on the usage of ML libraries by ML developers. They notice (1) a growing tendency to use ML libraries in 2018 compared to 2013, and (2) usage of multiple ML libraries in the implementation of “ML workflows”. Majidi et al. [51] realize that multiple automated machine learning libraries are infrequently used in scripts and projects. Also, Humbatova et al. [52] provide a taxonomy of the existing faults in applications that are based on DL. In addition, Zhang et al. [53] present an empirical study on the DL program failures by focusing on TensorFlow, PyTorch, MXNet, and four related toolkit libraries, including NumPy, DLTK, Detectron, and Fairseq. The input data comes from a DL application in Microsoft, and they manually categorize 400 failure messages to identify the common root causes of failures. Our work complements the existing studies by studying the SO posts; specifically, seven widespread Python ML libraries, including TensorFlow, Keras, Scikit-learn, PyTorch, NLTK, Hugging Face, and Spark ML, to find patterns in stack traces and their challenges.

## 6 CONCLUSION AND FUTURE WORK

To understand the characteristics of ML stack traces and uncover their patterns and challenges, we perform a large-scale quantitative and qualitative study of the Stack Overflow posts that contain Python stack traces related to seven popular ML libraries. Using this data, we manually identify stack trace pattern types and their categories. Our study reveals that ML stack traces on Stack Overflow (RQ1) are common and tend to garner more comments and views than questions without stack traces. However, they are less likely to have accepted answers. We use a common pattern mining algorithm (RQ2) to find that recurrent patterns are common in the stack traces of ML questions and that these patterns can be shared across multiple ML libraries. Finally, we manually classify 995 stack traces into five high-level categories and their challenges and find that misunderstandings in ML API usages, data formats, and language constructs are prevalent causes of errors. Our results can be used to better support ML developers and improve how ML libraries identify errors.

In future work, we plan to create tooling to help users quickly find solutions to their ML-related problems on Stack Overflow, based on our observed stack trace patterns. It is our hope that our results can also help improve how stack traces are used on forums such as Stack Overflow.

## REFERENCES

- [1] M. I. Jordan and T. M. Mitchell, “Machine learning: Trends, perspectives, and prospects,” *Science*, vol. 349, no. 6245, pp. 255–260, 2015.
- [2] NewVantage Partners, “The quest to achieve data-driven leadership: A progress report on the state of corporate data initiatives,” 2022. [Online]. Available: [https://c6abb8db-514c-4f5b-b5a1-fc710f1e464e.filesusr.com/ugd/e5361a\\_2f859f3457f24cff9b2f8a2b5f4f82b7.pdf](https://c6abb8db-514c-4f5b-b5a1-fc710f1e464e.filesusr.com/ugd/e5361a_2f859f3457f24cff9b2f8a2b5f4f82b7.pdf)
- [3] Deloitte, “Annual report 2020/21,” [https://www2.deloitte.com/content/dam/Deloitte/dk/Documents/about-deloitte/Impact\\_Report\\_20\\_21\\_web.pdf](https://www2.deloitte.com/content/dam/Deloitte/dk/Documents/about-deloitte/Impact_Report_20_21_web.pdf).
- [4] M. J. Islam, G. Nguyen, R. Pan, and H. Rajan, “A comprehensive study on deep learning bug characteristics,” in *Proceedings of the 2019 27th ACM Joint Meeting on European Software Engineering Conference and Symposium on the Foundations of Software Engineering (ESEC/FSE)*, 2019, pp. 510–520.
- [5] T. Zhang, C. Gao, L. Ma, M. Lyu, and M. Kim, “An empirical study of common challenges in developing deep learning applications,” in *2019 IEEE 30th International Symposium on Software Reliability Engineering (ISSRE)*. IEEE, 2019, pp. 104–115.
- [6] M. Alshangiti, H. Sapkota, P. K. Murukannaiah, X. Liu, and Q. Yu, “Why is developing machine learning applications challenging? a study on stack overflow posts,” in *2019 ACM/IEEE International Symposium on Empirical Software Engineering and Measurement (ESEM)*. IEEE, 2019, pp. 1–11.
- [7] A. Hamidi, G. Antoniol, F. Khomh, M. Di Penta, and M. Hamidi, “Towards understanding developers’ machine-learning challenges: A multi-language study on stack overflow,” in *2021 IEEE 21st International Working Conference on Source Code Analysis and Manipulation (SCAM)*. IEEE, 2021, pp. 58–69.
- [8] A. A. Bangash, H. Sahar, S. Chowdhury, A. W. Wong, A. Hindle, and K. Ali, “What do developers know about machine learning: a study of ml discussions on stackoverflow,” in *2019 IEEE/ACM 16th International Conference on Mining Software Repositories (MSR)*. IEEE, 2019, pp. 260–264.
- [9] M. J. Islam, H. A. Nguyen, R. Pan, and H. Rajan, “What do developers ask about ml libraries? a large-scale study using stack overflow,” *arXiv preprint arXiv:1906.11940*, 2019.
- [10] P. Chandrasekar. (2020) Scripting the future of stack overflow. [Online]. Available: <https://stackoverflow.blog/2020/01/21/scripting-the-future-of-stack-2020-plans-vision/>

- [11] "Stack overflow developer survey 2021." [Online]. Available: <https://insights.stackoverflow.com/survey/2021#overview>
- [12] X. Sun, T. Zhou, G. Li, J. Hu, H. Yang, and B. Li, "An empirical study on real bugs for machine learning programs," in *2017 24th Asia-Pacific Software Engineering Conference (APSEC)*. IEEE, 2017, pp. 348–357.
- [13] M. Abadi, P. Barham, J. Chen, Z. Chen, A. Davis, J. Dean, M. Devin, S. Ghemawat, G. Irving, M. Isard *et al.*, "{TensorFlow}: A system for {Large-Scale} machine learning," in *12th USENIX symposium on operating systems design and implementation (OSDI 16)*, 2016, pp. 265–283.
- [14] F. Chollet *et al.* (2015) Keras. [Online]. Available: <https://github.com/fchollet/keras>
- [15] F. Pedregosa, G. Varoquaux, A. Gramfort, V. Michel, B. Thirion, O. Grisel, M. Blondel, P. Prettenhofer, R. Weiss, V. Dubourg *et al.*, "Scikit-learn: Machine learning in python," *the Journal of machine Learning research*, vol. 12, pp. 2825–2830, 2011.
- [16] A. Paszke, S. Gross, F. Massa, A. Lerer, J. Bradbury, G. Chanan, T. Killeen, Z. Lin, N. Gimelshein, L. Antiga *et al.*, "Pytorch: An imperative style, high-performance deep learning library," *Advances in neural information processing systems*, vol. 32, 2019.
- [17] E. Loper and S. Bird, "NLtk: The natural language toolkit," *arXiv preprint cs/0205028*, 2002.
- [18] T. Wolf, L. Debut, V. Sanh, J. Chaumond, C. Delangue, A. Moi, P. Cistac, T. Rault, R. Louf, M. Funtowicz *et al.*, "Huggingface's transformers: State-of-the-art natural language processing," *arXiv preprint arXiv:1910.03771*, 2019.
- [19] X. Meng, J. Bradley, B. Yavuz, E. Sparks, S. Venkataraman, D. Liu, J. Freeman, D. Tsai, M. Amde, S. Owen, D. Xin, R. Xin, M. J. Franklin, R. Zadeh, M. Zaharia, and A. Talwalkar, "Mllib: Machine learning in apache spark," *J. Mach. Learn. Res.*, vol. 17, no. 1, p. 1235–1241, jan 2016.
- [20] H. Atwi, B. Lin, N. Tsantalis, Y. Kashiwa, Y. Kamei, N. Ubayashi, G. Bavota, and M. Lanza, "Pyref: Refactoring detection in python projects," in *2021 IEEE 21st International Working Conference on Source Code Analysis and Manipulation (SCAM)*, 2021, pp. 136–141.
- [21] S. Raschka, J. Patterson, and C. Nolet, "Machine learning in python: Main developments and technology trends in data science, machine learning, and artificial intelligence," 2020.
- [22] "Replication: What causes exceptions in machine learning applications? Mining machine learning-related stack traces on stack overflow," [https://github.com/mooselab/ML\\_StackTrace](https://github.com/mooselab/ML_StackTrace), 2022.
- [23] S. Baltes, L. Dumani, C. Treude, and S. Diehl, "Sotorrent," *Proceedings of the 15th International Conference on Mining Software Repositories*, May 2018.
- [24] S. Gupta. (2021) What is the best language for machine learning? [Online]. Available: <https://www.springboard.com/blog/data-science/best-language-for-machine-learning/>
- [25] M. J. Islam, G. Nguyen, R. Pan, and H. Rajan, "A comprehensive study on deep learning bug characteristics," in *Proceedings of the 2019 27th ACM Joint Meeting on European Software Engineering Conference and Symposium on the Foundations of Software Engineering*, 2019, pp. 510–520.
- [26] G. Nguyen, S. Dlugolinsky, M. Bobák, V. Tran, A. Lopez Garcia, I. Heredia, P. Malík, and L. Hluchý, "Machine learning and deep learning frameworks and libraries for large-scale data mining: a survey," *Artificial Intelligence Review*, vol. 52, no. 1, pp. 77–124, 2019.
- [27] N. Humatova, G. Jahangirova, G. Bavota, V. Riccio, A. Stocco, and P. Tonella, "Taxonomy of real faults in deep learning systems," in *Proceedings of the ACM/IEEE 42nd International Conference on Software Engineering*, 2020, pp. 1110–1121.
- [28] H. Borges, A. Hora, and M. T. Valente, "Predicting the popularity of github repositories," in *Proceedings of the The 12th International Conference on Predictive Models and Data Analytics in Software Engineering*, 2016, pp. 1–10.
- [29] —, "Understanding the factors that impact the popularity of github repositories," in *2016 IEEE international conference on software maintenance and evolution (ICSME)*. IEEE, 2016, pp. 334–344.
- [30] J. Zhang, Y. Wang, and D. Yang, "Cspan: Mining closed contiguous sequential patterns," *Knowledge-Based Systems*, vol. 89, pp. 1–13, 2015.
- [31] H. Alharthi, D. Outioua, and O. Baysal, "Predicting questions' scores on stack overflow," in *2016 IEEE/ACM 3rd International Workshop on CrowdSourcing in Software Engineering (CSI-SE)*, 2016, pp. 1–7.
- [32] H. B. Mann and D. R. Whitney, "On a test of whether one of two random variables is stochastically larger than the other," *The annals of mathematical statistics*, pp. 50–60, 1947.
- [33] Y. Lyu, H. Li, M. Sayagh, Z. M. Jiang, and A. E. Hassan, "An empirical study of the impact of data splitting decisions on the performance of aiops solutions," *ACM Transactions on Software Engineering and Methodology (TOSEM)*, vol. 30, no. 4, pp. 1–38, 2021.
- [34] W. W. LaMorte. (2017) Mann whitney u test (wilcoxon rank sum test). [Online]. Available: [https://sphweb.bumc.bu.edu/otlt/mph-modules/bs/bs704\\_nonparametric/BS704\\_Nonparametric4.html](https://sphweb.bumc.bu.edu/otlt/mph-modules/bs/bs704_nonparametric/BS704_Nonparametric4.html)
- [35] S. H. Khandkar, "Open coding," *University of Calgary*, vol. 23, p. 2009, 2009.
- [36] P. Burnard, "A method of analysing interview transcripts in qualitative research," *Nurse education today*, vol. 11, no. 6, pp. 461–466, 1991.
- [37] H. Lune and B. L. Berg, *Qualitative research methods for the social sciences*. Pearson, 2017.
- [38] K.-J. Stol, P. Ralph, and B. Fitzgerald, "Grounded theory in software engineering research: a critical review and guidelines," in *Proceedings of the 38th International conference on software engineering*, 2016, pp. 120–131.
- [39] K. Krippendorff, "Computing krippendorff's alpha-reliability," 2011.
- [40] A. F. Hayes and K. Krippendorff, "Answering the call for a standard reliability measure for coding data," *Communication methods and measures*, vol. 1, no. 1, pp. 77–89, 2007.
- [41] D. Castelvecchi, "Can we open the black box of ai?" *Nature News*, vol. 538, no. 7623, p. 20, 2016.
- [42] S. Amershi, A. Begel, C. Bird, R. DeLine, H. Gall, E. Kamar, N. Nagappan, B. Nushi, and T. Zimmermann, "Software engineering for machine learning: A case study," in *2019 IEEE/ACM 41st International Conference on Software Engineering: Software Engineering in Practice (ICSE-SEIP)*. IEEE, 2019, pp. 291–300.
- [43] H. B. Braiek, F. Khomh, and B. Adams, "The open-closed principle of modern machine learning frameworks," in *Proceedings of the 15th International Conference on Mining Software Repositories*, 2018, pp. 353–363.
- [44] J. Liu, S. Baltes, C. Treude, D. Lo, Y. Zhang, and X. Xia, "Characterizing search activities on stack overflow," in *Proceedings of the 29th ACM Joint Meeting on European Software Engineering Conference and Symposium on the Foundations of Software Engineering*, ser. ESEC/FSE 2021. New York, NY, USA: Association for Computing Machinery, 2021, p. 919–931.
- [45] W. Gao, J. Wu, and G. Xu, "Detecting duplicate questions in stack overflow via source code modeling," *International Journal of Software Engineering and Knowledge Engineering*, vol. 32, no. 02, pp. 227–255, 2022.
- [46] M. Medeiros, U. Kulesza, R. Bonifacio, E. Adachi, and R. Coelho, "Improving bug localization by mining crash reports: An industrial study," in *2020 IEEE International Conference on Software Maintenance and Evolution (ICSME)*. IEEE, 2020, pp. 766–775.
- [47] K. K. Sabor, M. Hamdaqa, and A. Hamou-Lhadji, "Automatic prediction of the severity of bugs using stack traces and categorical features," *Information and Software Technology*, vol. 123, p. 106205, 2020.
- [48] R. Rubei, C. Di Sipio, P. T. Nguyen, J. Di Rocco, and D. Di Ruscio, "Postfinder: Mining stack overflow posts to support software developers," *Information and Software Technology*, vol. 127, p. 106367, 2020.
- [49] L. Sui, J. Dietrich, and A. Tahir, "On the use of mined stack traces to improve the soundness of statically constructed call graphs," in *2017 24th Asia-Pacific Software Engineering Conference (APSEC)*, 2017, pp. 672–676.
- [50] M. Dilhara, A. Ketkar, and D. Dig, "Understanding software-2.0: A study of machine learning library usage and evolution," *ACM Transactions on Software Engineering and Methodology (TOSEM)*, vol. 30, no. 4, pp. 1–42, 2021.
- [51] F. Majidi, M. Openja, F. Khomh, and H. Li, "An empirical study on the usage of automated machine learning tools," *arXiv preprint arXiv:2208.13116*, 2022.
- [52] N. Humatova, G. Jahangirova, G. Bavota, V. Riccio, A. Stocco, and P. Tonella, "Taxonomy of real faults in deep learning systems," in *Proceedings of the ACM/IEEE 42nd International Conference on Software Engineering*, 2020, pp. 1110–1121.

- [53] R. Zhang, W. Xiao, H. Zhang, Y. Liu, H. Lin, and M. Yang, "An empirical study on program failures of deep learning jobs," in *Proceedings of the ACM/IEEE 42nd International Conference on Software Engineering*, ser. ICSE '20. New York, NY, USA: Association for Computing Machinery, 2020, p. 1159–1170.



**Amin Ghadesi** Amin Ghadesi received the B.Sc. and M.Sc. degrees from the University of Mazandaran, and the Sahand University of Technology, Iran, in 2016 and 2018. Currently, he is a master's student at Polytechnique Montréal, Canada. His main research interests are data mining, machine learning, deep learning, and natural language processing tasks.



**Maxime Lamothe** Maxime Lamothe is an assistant professor at Polytechnique Montreal. He obtained his PhD from Concordia University, Montreal, Canada. Maxime uses empirical methods to study topics such as software evolution, software APIs, software dependencies, software quality, and machine learning in software engineering.



**Heng Li** Heng Li is an assistant professor in the Department of Computer and Software Engineering at Polytechnique Montreal, where he leads the MOOSE lab ([moose.polymtl.ca](http://moose.polymtl.ca)). He holds a PhD in Computing from Queen's University (Canada), M.Sc. from Fudan University (China), and B.Eng. from Sun Yat-sen University (China). Prior to his academic career, he worked in the industry for years as a software engineer at Synopsys and as a software performance engineer at BlackBerry. His and his students' research aims to address the practical challenges in software monitoring, software quality engineering, intelligent operations of software systems, and quality engineering of machine learning applications.