

# RenderDiffusion: Text Generation Is Also Image Generation

Junyi Li<sup>1 2 3</sup> Wayne Xin Zhao<sup>1 3</sup> Jian-Yun Nie<sup>2</sup> Ji-Rong Wen<sup>1 3 4</sup>

## Abstract

Diffusion models have become a new generative paradigm for text generation. Considering the discrete categorical nature of text, in this paper, we propose RENDERDIFFUSION, a novel diffusion approach for text generation via text-guided image generation. Our key idea is to render the target text as a *glyph image* containing visual language content. In this way, conditional text generation can be cast as a glyph image generation task, and it is then natural to apply continuous diffusion models to discrete texts. Specially, we utilize a cascaded architecture (*i.e.*, a base and a super-resolution diffusion model) to generate high-fidelity glyph images, conditioned on the input text. Furthermore, we design a text grounding module to transform and refine the visual language content from generated glyph images into the final texts. In experiments over four conditional text generation tasks and two classes of metrics (*i.e.*, quality and diversity), RENDERDIFFUSION can achieve comparable or even better results than several baselines, including pretrained language models. Our model also makes significant improvements compared to the recent diffusion model.

## 1. Introduction

Diffusion models (Sohl-Dickstein et al., 2015) are a class of generative models that have recently shown to be powerful in synthesizing high-quality image (Saharia et al., 2022), audio (Kong et al., 2021) and video (Ho et al., 2022a). They are trained to gradually transform random noise drawn from a Gaussian distribution into a sample from an unknown data distribution specified by a collection of samples. Compared to existing generative models such as GAN (Goodfellow

et al., 2014), VAE (Kingma & Welling, 2014), and flow-based models (Dinh et al., 2017), diffusion models offer several desirable properties such as distribution coverage, a stationary training objective, and easy scalability (Song & Ermon, 2019; Dhariwal & Nichol, 2021). It has been shown that diffusion models are theoretically underpinned by non-equilibrium thermodynamics and score-based generative models (Ho et al., 2020; Nichol & Dhariwal, 2021).

Although diffusion models have made great success in the vision and audio domains (Kong et al., 2021; Saharia et al., 2022; Ramesh et al., 2022), it remains an open challenge to extend diffusion models to natural language due to the inherently discrete nature of texts. Consequently, prior work has focused on developing approaches based on discrete diffusion by introducing transition matrices between tokens to corrupt and recover texts (Austin et al., 2021; He et al., 2022; Reid et al., 2022). However, these methods cannot benefit from the improvements made on continuous diffusion models. Another line of work considers continuous text representations (*e.g.*, word embedding or hidden states) as training target, and learns diffusion models in the corresponding semantic space (Li et al., 2022; Gong et al., 2022; Strudel et al., 2022; Lin et al., 2022). However, unlike the target is usually fixed for continuous data (*e.g.*, image and audio), such training targets need to be learned from scratch for discrete texts, and they also correspond to different representations depending on the pre-trained models. Thus, it might cause the collapse of the denoising loss function and bring instability to the training process (Gao et al., 2022).

In this paper, we propose RENDERDIFFUSION, a novel text generation approach via text-guided image generation based on continuous diffusion models. The key idea is that we render a target text as an image containing visual language content (called *glyph image*). In this way, the conditional text generation task can be cast as a glyph image generation task, where the glyph image is expected to contain the generated text content in a visual form conditioned on the input. This approach can naturally leverage continuous diffusion models and the fixed target (*i.e.*, glyph image) can avoid simultaneous changes in model predictions and ground truth to solve the collapse of the denoising loss.

Specially, RenderDiffusion introduces a cascaded architecture that integrates a base diffusion model and a super-

<sup>1</sup>Gaoling School of Artificial Intelligence, Renmin University of China <sup>2</sup>DIRO, Université de Montréal <sup>3</sup>Beijing Key Laboratory of Big Data Management and Analysis Methods <sup>4</sup>School of Information, Renmin University of China. Correspondence to: Wayne Xin Zhao <batmanfly@gmail.com>.

resolution diffusion model for glyph image generation. We conduct the image generation based on the input semantics captured by a frozen T5 language model (Raffel et al., 2020). Since our goal is to produce high-quality text output that satisfies the need of the input text, we employ classifier-free guidance (Ho & Salimans, 2022) to enhance the content fidelity of a generated glyph image. Further, to improve the quality of the text output, we design a text grounding component to refine and transform the visual language content from generated images into the final generation results.

To the best of our knowledge, we are the first that adapts continuous diffusion models to text generation through generating glyph images. While conceptually and intuitively simple, our model yields surprisingly strong results. Compared to AR and NAR models, RenderDiffusion obtains over 50% improvements in metrics such as BLEU and ROUGE-L. Our model outperforms prior diffusion models on text generation tasks in terms of quality and diversity (e.g., +2.54 BLEU in Quasar-T and +2.24 Diverse-4 in GYAF).

## 2. Background

**Diffusion Models.** Diffusion models are a class of generative models that transform Gaussian noise into samples based on the learned data distribution via an iterative denoising process (Sohl-Dickstein et al., 2015; Ho et al., 2020). Given a sample from the data distribution  $x_0 \sim q(x_0)$ , the *forward process* of diffusion models produces a Markov chain of latent variables  $x_1, \dots, x_T$  by adding Gaussian noise to the sample:

$$q(x_t|x_{t-1}) = \mathcal{N}(x_t; \sqrt{1 - \beta_t}x_{t-1}, \beta_t \mathbf{I}), \quad (1)$$

where  $\beta_1, \dots, \beta_T$  are small enough noise levels that make  $x_T$  well approximated by  $\mathcal{N}(\mathbf{0}, \mathbf{I})$ . This parametrization gives us a closed form to sample any  $x_t$  given  $x_0$ :

$$q(x_t|x_0) = \mathcal{N}(x_t; \sqrt{\bar{\alpha}_t}x_0, 1 - \bar{\alpha}_t \mathbf{I}), \quad (2)$$

where  $\alpha_t = 1 - \beta_t$ ,  $\bar{\alpha}_t = \prod_{s=1}^t \alpha_s$ . We can further compute the posterior  $q(x_{t-1}|x_t, x_0)$  using Bayes theorem:

$$q(x_{t-1}|x_t, x_0) = \mathcal{N}(x_{t-1}; \tilde{\mu}_t(x_t, x_0), \tilde{\beta}_t \mathbf{I}), \quad (3)$$

$$\tilde{\mu}_t(x_t, x_0) = \frac{\sqrt{\bar{\alpha}_{t-1}}\beta_t}{1 - \bar{\alpha}_t}x_0 + \frac{\sqrt{\alpha_t}(1 - \bar{\alpha}_{t-1})}{1 - \bar{\alpha}_t}x_t.$$

For generation, the diffusion model is trained to reverse this forward process. The *reverse process* starts from a Gaussian noise  $x_T \sim \mathcal{N}(\mathbf{0}, \mathbf{I})$  and gradually denoise  $x_t$  with learned Gaussian transition (parameterized by  $\theta$ ):

$$p_\theta(x_{t-1}|x_t) = \mathcal{N}(x_{t-1}; \mu_\theta(x_t, t), \Sigma_\theta(x_t, t)). \quad (4)$$

The reverse process is trained to match the joint distribution of the forward process by optimizing the variational lower

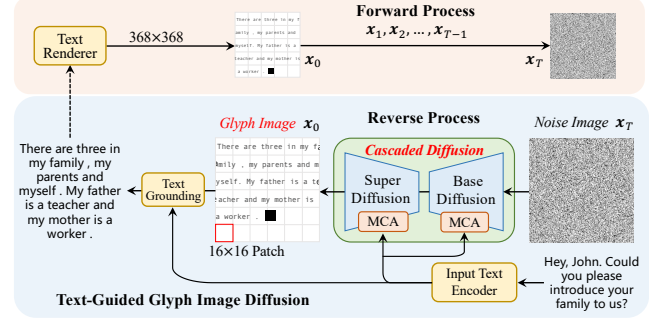


Figure 1. Overview of our proposed model RENDERDIFFUSION. “MCA” denotes multi-head cross attention.

bound (VLB). The VLB objective can be estimated using the posterior  $q(x_{t-1}|x_t, x_0)$  in Eq. 3 and the prior  $p_\theta(x_{t-1}|x_t)$  in Eq. 4. To parameterize  $p_\theta(x_{t-1}|x_t)$  in reverse process, the most straight method is to predict  $\mu_\theta(x_t, t)$  with a neural network. However, Ho et al. (2020) have shown that predicting the noise  $\epsilon$  works much better. So the final objective can be simplified using the reweighted bound as follows:

$$L_{\text{simple}}(\theta) = \mathbb{E}_{x_0, \epsilon, t}(\|\epsilon - \epsilon_\theta(x_t, t)\|_2^2). \quad (5)$$

This objective is equal to optimizing a reweighted VLB on the data log-likelihood and has a connection to generative score matching (Song & Ermon, 2019; Song et al., 2020). To compute this surrogate objective, we generate samples  $x_t \sim q(x_t|x_0)$  by applying Gaussian noise  $\epsilon$  to  $x_0$  then train a model  $\epsilon_\theta$  to predict the added noise using Eq. 5.

**Diffusion Models for Conditional Generation.** In conditional generation, the data  $x_0$  is associated with a condition  $c$ , for example a label in the case of class-conditional generation (Ho et al., 2022b), a low-resolution image for super-resolution (Saharia et al., 2021), or a text prompt in text-guided generation (Ramesh et al., 2022). The goal is to learn a conditional diffusion model  $p_\theta(x_0|c)$ . Therefore, the input condition  $c$  is included into the reverse process  $p_\theta(x_{t-1}|x_t, c)$  for deriving a new reweighted objective:

$$L_{\text{simple}}(\theta) = \mathbb{E}_{x_0, \epsilon, t}(\|\epsilon - \epsilon_\theta(x_t, t, c)\|_2^2). \quad (6)$$

During training, the data  $x_0$  and the condition  $c$  are sampled jointly from the data distribution  $q(x_0, c)$ , and the forward process  $q(x_{1:T}|x_0)$  remains unchanged. The only change required is to add the condition  $c$  as an extra input to the neural network in reverse process  $p_\theta(x_{t-1}|x_t, c)$ .

## 3. RENDERDIFFUSION

In this section, we present RENDERDIFFUSION that casts conditional text generation as *text-guided image generation*,

by establishing the semantic map from text condition to visual language content based on diffusion models. The overall sketch of our approach is shown in Figure 1.

### 3.1. Overview

To adapt diffusion models to text generation, existing studies typically reconstruct *continuous training targets*, e.g., word embeddings (Li et al., 2022; Gong et al., 2022) and hidden states (Lovell et al., 2022). Since these training targets also need to be learned beforehand, such a method is likely to cause the collapse of the denoising loss function (Gao et al., 2022). Different from prior work, we introduce a novel approach for conditional text generation based on diffusion model, by directly learning to map *a text condition* into *an image containing the generated text content*.

**Task Formulation.** Formally, given an input text (*a.k.a.*, a condition)  $c$ , the conditional text generation task aims to generate an output text  $w = \{w_1, \dots, w_n\}$  that consists of a sequence of words. However, in our approach, we consider a two-stage generation approach by incorporating an intermediate image  $x$  containing the target text  $w$ : condition  $c \rightarrow$  image  $x \rightarrow$  text  $w$ , where the two stages are implemented by a text-guided image diffusion model  $f(\cdot)$  and a text grounding model  $g(\cdot)$ , respectively. To discriminate the images in our setting from general images, we refer to them as *glyph images*. Our focus lies in the first stage by training a capable glyph image diffusion model  $f(\cdot)$ , so as to generate high-quality language content in the visual form. Further, the text grounding model  $g(\cdot)$  refines and transforms the visual content into the final text output  $\hat{w}$ .

**Text Rendering.** To train our diffusion model, we need to prepare condition-image pairs  $\langle c, x \rangle$  to replace condition-text pairs  $\langle c, w \rangle$ . For this purpose, we follow Rust et al. (2022) to design a text renderer that can convert one or more pieces of text (*i.e.*, a target text in text generation datasets) into an RGB image  $x \in \mathbb{R}^{H \times W \times C}$  (taken as the *target output* of diffusion models). We set the height  $H = 16$ , the width  $W = 8464$ , and select  $C = 3$  RGB input channels. In this setting, the rendered glyph image is equal to a sequence of 529 image patches of size  $16 \times 16$  pixels, and can be equally converted into a square image with a  $368 \times 368$  resolution (see Figure 1 for an example of text rendering). For those texts longer than the maximum length, we truncate them as in discrete case. In this way, we can readily transform an existing text generation dataset to fit our setting.

### 3.2. Glyph Image Diffusion for Text Generation

In this section, we first introduce condition encoding, then present text-guided glyph image diffusion, and finally de-

scribe text grounding that maps images into text output.

#### 3.2.1. TEXT CONDITION ENCODING

In general text-to-image diffusion models, the input texts are encoded by text encoders which can be trained on specific datasets (Ramesh et al., 2021; Nichol et al., 2021) or pretrained on large-scale image-text data (Radford et al., 2021a; Ramesh et al., 2022). Since they consider natural images for generation, the goal of text encoders is to encode visually meaningful and relevant semantics from input texts. By contrast, in our approach, the image to be generated is a rendering image only containing glyph features. Therefore, without considering visual features, we adopt pretrained text language models (*e.g.*, BERT (Devlin et al., 2019) and T5 (Raffel et al., 2020)) as text encoder to capture the semantics from the condition.

Compared to image-text pre-trained models (Jia et al., 2021; Radford et al., 2021b), language models are pretrained on text corpus substantially larger than paired image-text data, thus being exposed to very rich and diverse distribution of text and having a strong capability of deep textual understanding. In this paper, we explore the T5-Base model as our input text encoder, which can achieve decent performance in our experiments. We leave scaling the text encoder size for an improvement as a future work. Since text encoder mainly aims to inject text semantics, following previous work (Saharia et al., 2022; Ramesh et al., 2022), we freeze the parameters of text encoder during training.

#### 3.2.2. TEXT-GUIDED GLYPH IMAGE DIFFUSION

Since we consider glyph image specially capturing language content, it is infeasible to reuse or fine-tune prior general text-to-image models (Nichol et al., 2021; Ramesh et al., 2022) for text generation in our approach. In order to generate high-fidelity images containing clear glyphs, we adopt a cascaded architecture (Ho et al., 2022b) to model the reverse process  $p_\theta(x_{t-1}|x_t, c)$  for glyph image diffusion.

**Cascaded Diffusion Architecture.** We utilize a pipeline of a base  $64 \times 64$  model and a super-resolution model that upsamples a  $64 \times 64$  generated base image into a  $368 \times 368$  image (the target image rendered by text renderer in Section 3.1). For both base and super-resolution models, we adopt the U-Net model (Ronneberger et al., 2015), which is the current best architecture for image diffusion models, but change the attention layers to use multi-head attention (Vaswani et al., 2017). To adapt U-Net to text-guided glyph image diffusion, we take input text embeddings (encoded by the text condition encoder in Section 3.2.1) as input. Each step of the U-Net network can attend to the sequence of word embeddings via multi-head cross-attention. Specifically, the condition encoder  $\tau_\theta$  projects the input text

$c$  to a sequence of embeddings  $\tau_\theta(c) \in \mathbb{R}^{m \times d_\tau}$ , where  $m$  is the number of tokens and  $d_\tau$  is the embedding dimension. The text-condition cross-attention layer is implemented as:

$$\text{Attention}(Q, K, V) = \text{softmax}\left(\frac{QK^\top}{\sqrt{d}}\right)V, \quad (7)$$

$$Q = W_Q^{(i)} \psi_i(\mathbf{x}_t), K = W_K^{(i)} \tau_\theta(c), V = W_V^{(i)} \tau_\theta(c),$$

where  $\psi_i(\mathbf{x}_t)$  denotes the flatten representation of the U-Net model at the  $i$ -th layer,  $W_Q^{(i)} \in \mathbb{R}^{d \times d_\psi}$ ,  $W_K^{(i)} \in \mathbb{R}^{d \times d_\tau}$ , and  $W_V^{(i)} \in \mathbb{R}^{d \times d_\tau}$  are learnable projection matrices.

For the super-resolution model ( $64 \times 64 \rightarrow 368 \times 368$ ), we adopt the Efficient U-Net model from Saharia et al. (2022) for improving the memory efficiency, inference time, and convergence speed. The improved model makes several key modifications to the original architecture, such as reversing the order of downsampling and upsampling path in order to accelerate the forward pass of the U-Net.

**Enhancing the Text Guidance.** Unlike general image generation, we rely on the visual content of the glyph image for text generation. Thus, text semantics from the input text are particularly important to consider in our approach. To enhance the guidance of input condition on the output, classifier guidance is proposed by equipping diffusion models with a separate classifier (Dhariwal & Nichol, 2021). The classifier will model the conditional probability  $p_\theta(c|\mathbf{x}_{t-1})$  of predicting the input condition given the output. However, this approach strengthens the impact of input condition at the expense of output diversity. Thus, we adopt *classifier-free guidance* (Ho & Salimans, 2022) by jointly training a single diffusion model on conditional and unconditional objectives without a separate classifier model as follows:

$$\hat{\epsilon}_\theta(\mathbf{x}_t, c) = w \cdot \epsilon_\theta(\mathbf{x}_t, c) + (1 - w) \cdot \epsilon_\theta(\mathbf{x}_t), \quad (8)$$

where  $\epsilon_\theta(\mathbf{x}_t, c)$  is implemented by the text-guided cascaded diffusion model,  $\epsilon_\theta(\mathbf{x}_t)$  is realized by randomly dropping  $c$  from the diffusion model with a fixed probability (e.g., 10%), and  $w \geq 1$  is the guidance weight. By using classifier-free guidance, the objective in Eq. 6 can be modified and adapt to our text-guided glyph image diffusion as:

$$L_{\text{simple}} = \mathbb{E}_{\mathbf{x}_0, \epsilon, t} (\|\epsilon - \hat{\epsilon}_\theta(\mathbf{x}_t, c)\|_2^2). \quad (9)$$

### 3.2.3. OUTPUT TEXT GROUNDING

Once a glyph image is generated under the guidance of the text condition, we consider transforming it into an output text. A simple way is to employ off-the-shelf toolkits such as optical character recognition for recognizing the words on the glyph image. However, such a way only focuses on word-level recognition and lacks an overall consideration of the text semantics, also suffering from potential issues such

as incorrect word spelling. Therefore, we design a specific text grounding model for improving the generated text.

The text grounding model has a similar architecture to Transformer model (Vaswani et al., 2017), while making special extensions that take a glyph image as input and condition on the input text. Specifically, it consists of three sub-layers, including multi-head self-attention (MHA), cross-attention (MCA), and feed-forward network (FFN). To feed the image as input, we flatten it into a sequence of  $16 \times 16$  patches and map them to patch embeddings with dimension  $D$ :

$$\mathbf{h}_0 = [\mathbf{x}_p^1 \mathbf{E}, \dots, \mathbf{x}_p^j \mathbf{E}, \dots, \mathbf{x}_p^N \mathbf{E}] + \mathbf{E}_{pos}, \quad (10)$$

where  $\mathbf{E} \in \mathbb{R}^{(P^2 \cdot C) \times D}$  is a learnable matrix that projects each 2D patch  $\mathbf{x}_p^j$  into a patch embedding,  $\mathbf{E}_{pos} \in \mathbb{R}^{N \times D}$  is the position embeddings, and  $N$  is the number of patches described in Section 3.1. The MHA and MCA layers use the same attention layer in Eq. 7, but we apply layer normalization (LN) before each sub-layer and residual connections after each sub-layer:

$$\tilde{\mathbf{h}}_l = \text{MHA}(\mathbf{h}_{l-1}, \mathbf{h}_{l-1}, \mathbf{h}_{l-1}), \quad (11)$$

$$\hat{\mathbf{h}}_l = \text{MCA}(\tilde{\mathbf{h}}_l, \tau_\theta(c), \tau_\theta(c)), \quad (12)$$

where  $\tau_\theta(c)$  is the text embeddings encoded by the input text encoder. The final FFN layer contains two linear layers with a GELU activation and outputs a hidden state  $\mathbf{h}_l$ . The output of the last layer  $\mathbf{h}_L$  will be used to compute the word probability distribution over the vocabulary as follows:

$$\Pr(w_i | \mathbf{x}_0, c) = \text{softmax}(\mathbf{W}_v \mathbf{h}_L + \mathbf{b}_v). \quad (13)$$

The text grounding model is trained to minimize the negative log-likelihood (NLL) loss as follows:

$$L_{\text{nll}} = - \sum_{i=1}^n \log \Pr(w_i | \mathbf{x}_0, c). \quad (14)$$

Note that, during optimization, we can separately train the diffusion model and the text grounding model, enabling both components to focus on fulfilling specific goals. Here, we design a lightweight architecture for text grounding, which only consists of two layers, introducing almost negligible parameters compared to the total parameters of the text-guided cascaded diffusion model.

### 3.3. Discussion and Learning

**Comparison.** Existing diffusion models for text generation can be categorized into two classes based on the modeling space. The first line of research, such as D3PM (Austin et al., 2021), DiffusER (Reid et al., 2022), and Diffusion-BERT (He et al., 2022), proposed to model the transition between words considering the discrete categories of texts.



Table 1. Comparison of our work to existing diffusion models for text generation.

Models	Text Condition	Learning Space	Learning Target	Target Fixed
D3PM	✗	discrete	words	✓
DiffusER	✓			✓
DiffusionBERT	✗			✓
LD4LG	✓	continuous	hidden states	✓
DiffusionLM	✗		word embeddings	✗
SeqDiffuSeq	✓			✗
DiffuSeq	✓			✗
RenderDiffusion	✓	continuous	images	✓

However, these models depart from the diffusion modeling framework and lose some capabilities of diffusion models designed for continuous representations. Another line of research, such as LD4LG (Lovelace et al., 2022), DiffusionLM (Li et al., 2022), and DiffuSeq (Gong et al., 2022), focused on mapping words to continuous representations (e.g., word embeddings), which need to be learned beforehand. Such a way is prone to the collapse of the denoising process and training instability. Our model is the first to map texts into glyph images, in which conditional text generation is cast as a glyph image generation task. We present a detailed comparison in Table 1.

**Optimization.** The training procedure of RenderDiffusion can be described as follows: given a training pair  $(c, x_0)$ , we first obtain a low-resolution image  $z_0$  of the glyph image  $x_0$  and map the text condition  $c$  to embeddings; then, we add Gaussian noise to  $z_0$  and  $x_0$  and obtain  $z_t$  and  $x_t$  using Eq. 2; finally, a neural network  $\epsilon_\theta$  is trained to predict the Gaussian noise based on  $c$ ,  $z_t$ ,  $x_t$ , and time step  $t$  with classifier-free guidance (Eq. 8). The diffusion model is optimized using  $L_{\text{simple}}$  in Eq. 9. Besides, we train the text grounding model given a training pair  $(c, x_0, w)$ , where  $w$  is the corresponding text of  $x_0$ , using  $L_{\text{nl}}$  in Eq. 14. Algorithm ?? presents the training procedure for our diffusion model. At inference time, based on the text condition, RenderDiffusion first iteratively denoises the Gaussian noise to low-resolution glyph images, upon which the final glyph images can be generated in the same way.

## 4. Experiments

In this section, we detail the experimental setup and then highlight the main conclusions of our results.

### 4.1. Experimental Setup

**Tasks and Datasets.** We evaluate RENDERDIFFUSION on four kinds of conditional text generation tasks and datasets.

*Open-domain dialogue* requires models to generate a fluent, engaging, and meaningful natural language response given previous dialogue turns between itself and one or more other participants (Huang et al., 2020). We adopt the widely-used **DailyDialogue** dataset (Li et al., 2017a), which contains 13,118 multi-turn dialogues extracted from various websites covering a wide range of daily topics. *Question generation* aims to generate natural language questions which can be answered by the given contents (Duan et al., 2017). We use the **Quasar-T** dataset (Dhingra et al., 2017), consisting of 43,013 open-domain trivia questions and their answers obtained from various internet sources. *Style transfer* aims to change the stylistic manner of a text while preserving its meaning (Toshevskaya & Gievska, 2021). We test on a large dataset Grammarly’s Yahoo Answers Formality Corpus (**GYAFC**) (Rao & Tetreault, 2018), containing a total of 110K informal/formal sentence pairs. We choose two subdomains Entertainment&Music and Family&Relationship from this dataset. *Paraphrase generation* involves rewriting a sentence with the same semantic meaning but a different syntactic or lexical form (Li et al., 2017b). We adopt the widely-used dataset Quora Question Pairs (**QQP**) crawled from the community question answering forum Quora with 147K positive pairs. The statistics of these datasets are shown in Appendix A.

**Baselines.** Following Gong et al. (2022), we compare our RENDERDIFFUSION model to four groups of baselines:

- **GRU** with attention (Cho et al., 2014) and **Transformer** (Vaswani et al., 2017). These are two popular models for conditional text generation based on the encoder-decoder architecture with the (self-)attention mechanism.
- **GPT-2** (Radford et al., 2019) and **GPVAE** (Du et al., 2022). They are two pre-trained language models, among which GPT-2 is trained with language modeling and GPVAE augments T5 (Raffel et al., 2020) with VAE.
- **NAR-LevT** (Gu et al., 2019). It is a strong iterative non-autoregressive (NAR) text generation model that adopts two operations, i.e., insertion and deletion, to generate and refine sequences iteratively.
- **DiffuSeq** (Gong et al., 2022). It is the recent diffusion model specially designed for conditional text generation. It uses partially noising to model the conditional probability in a single model without a separate classifier.

We implement these models following their original papers. Other diffusion models (Lovelace et al., 2022; Yuan et al., 2022) present similar performance to DiffuSeq, so we select DiffuSeq as a representative. The implementation details of baselines and our model are shown in Appendix B.

**Evaluation Metrics.** In text generation tasks, *quality* and *diversity* are two key aspects for generated texts. To evaluate

Table 2. Evaluation results on four conditional text generation tasks, *i.e.*, open-domain dialogue (DailyDialogue), question generation (Quasar-T), style transfer (GYAFC), and paraphrase generation (QQP). The best results are denoted by **bold** fonts, and the best results without pretrained language models are denoted by underline fonts. “FT” means fine-tuning PLMs on this dataset.

Tasks	Models	BLEU $\uparrow$	ROUGE-L $\uparrow$	BERTScore $\uparrow$	Dist-1 $\uparrow$	Self-BLEU $\downarrow$	Diverse-4 $\uparrow$	Length
Open-domain Dialogue	GRU-attention	0.0662	0.2137	0.4545	0.7889	0.8145	0.1540	10.45
	Transformer-base	0.0704	0.1990	0.4778	0.8934	0.4003	0.5777	20.01
	GPT2-base FT	0.0749	0.2176	0.5223	0.9445	0.0229	0.9654	20.23
	GPT2-large FT	0.0803	0.2434	0.5189	<b>0.9502</b>	0.0221	0.9500	20.33
	GPVAE-T5 FT	0.0843	0.2402	0.5089	0.6634	0.3677	0.5809	21.90
	NAR-LevT	0.0489	0.1054	0.4634	0.9233	0.8207	0.1453	6.43
	DiffuSeq	0.0740	0.2329	0.5794	0.9490	<b>0.0136</b>	0.9641	11.84
	RenderDiffusion	<b>0.0855</b>	<b>0.2450</b>	<b>0.5844</b>	0.9500	<u>0.0200</u>	<b>0.9660</b>	13.20
Question Generation	GRU-attention	0.0651	0.2617	0.5222	0.7930	0.9999	0.3178	10.10
	Transformer-base	0.0364	0.1994	0.5334	0.8236	0.8767	0.4055	12.10
	GPT2-base FT	0.0741	0.2714	0.6052	0.9602	<b>0.1403</b>	<b>0.9216</b>	10.00
	GPT2-large FT	0.1110	0.3215	0.6346	<b>0.9670</b>	0.2910	0.8062	10.00
	GPVAE-T5 FT	0.1251	0.3390	0.6308	0.9381	0.3567	0.7282	11.40
	NAR-LevT	0.0930	0.2893	0.5491	0.8914	0.9830	0.4776	6.93
	DiffuSeq	0.1731	<b>0.3665</b>	0.6123	0.9056	0.2789	0.8103	11.50
	RenderDiffusion	<b>0.1985</b>	0.3566	<b>0.6530</b>	<u>0.9137</u>	<u>0.2005</u>	<u>0.8334</u>	14.31
Style Transfer	GRU-attention	0.0502	0.2757	0.3145	0.8390	0.8290	0.3321	10.34
	Transformer-base	0.0677	0.2860	0.3232	0.8591	0.7991	0.3550	13.23
	GPT2-base FT	0.0734	0.2945	0.4360	0.9477	0.0657	0.9112	16.50
	GPT2-large FT	0.0757	0.3050	0.4143	0.9545	<b>0.0530</b>	0.9089	17.45
	GPVAE-T5 FT	0.0803	0.3048	0.4235	<b>0.9567</b>	0.0901	0.5949	19.80
	NAR-LevT	0.0538	0.2078	0.3523	0.9037	0.8343	0.3145	12.20
	DiffuSeq	0.0729	0.3046	0.4695	0.9440	0.1023	0.9120	12.35
	RenderDiffusion	<b>0.0813</b>	<b>0.3088</b>	<b>0.4834</b>	0.9510	<u>0.0934</u>	<b>0.9344</b>	14.30
Paraphrase Generation	GRU-attention	0.1894	0.5129	0.7763	0.9423	0.9958	0.3287	8.30
	Transformer-base	0.0580	0.2489	0.5392	0.7889	0.7717	0.4312	5.52
	GPT2-base FT	0.1980	0.5212	0.8246	0.9798	0.5480	0.6245	9.67
	GPT2-large FT	0.2059	0.5415	0.8363	<b>0.9819</b>	0.7325	0.5020	9.53
	GPVAE-T5 FT	0.2409	0.5886	<b>0.8466</b>	0.9688	0.5604	0.6169	9.60
	NAR-LevT	0.2268	0.5795	0.8344	0.9790	0.9995	0.3329	8.85
	DiffuSeq	0.2413	0.5880	<u>0.8365</u>	0.9807	0.2732	0.8641	11.20
	RenderDiffusion	<b>0.2503</b>	<b>0.5895</b>	0.8355	<u>0.9810</u>	<b>0.2344</b>	<b>0.8701</b>	12.32

the quality, we adopt two automatic metrics, *i.e.*, BLEU (Papineni et al., 2002) and ROUGE (Lin, 2004), which computes the overlapping  $n$ -grams between generated and gold texts. Since string matching based metrics can be insufficient for open-ended generation, we use BERTScore (Zhang et al., 2020) to assess the semantic similarity between generated and gold texts at the embedding level. As for diversity, we adopt Distinct (Li et al., 2016), which computes the number of distinct  $n$ -grams in generated texts, and Diverse (Deshpande et al., 2019), which measures the ratio of distinct  $n$ -grams to the total number of generated words. In addition to token-level diversity evaluation, we use self-BLEU (Zhu et al., 2018), a sentence-level metric that measures the overlapping  $n$ -grams among the generated texts. Following Gong et al. (2022), we generate three samples for each text condition to compute the diversity metrics.

## 4.2. Main Results

Table 2 show the results of RENDERDIFFUSION and baselines on four conditional text generation tasks.

First, compared to vanilla auto-regressive (AR) text generation models GRU and Transformer, RenderDiffusion can achieve better results in four tasks at all quality and diversity metrics, which demonstrates the emergent capabilities of diffusion models in text generation. For the NAR baseline LevT, although it can outperform vanilla AR models in some cases, our RenderDiffusion model can always obtain better performance with large margins (over 50% improvements on BLEU in DailyDialogue and ROUGE-L in GYAFC).

Second, compared to pretrained models GPT-2 and GPVAE-T5, RenderDiffusion can outperform the base variants for

Table 3. Ablation study on GYAFC dataset.

Models	BLEU	BERTScore	Dist-1	Diverse-4
RenderDiffusion	0.0813	0.4834	0.9510	0.9344
w/o Cascaded	0.0601	0.4438	0.9112	0.9011
w/o Guidance	0.0790	0.4730	0.9410	0.9219
w/o Grounding	0.0643	0.4566	0.9220	0.9090

most tasks and metrics, while achieving comparable performance to the large variants. It is worth noting that the large models have much more parameters than RenderDiffusion to ensure high-quality generation results. As for the recent diffusion model DiffuSeq, our model wins 21 out of 24 competitions (4 tasks  $\times$  6 metrics), which indicates the effectiveness of our method that casts conditional text generation as a glyph image generation task.

Finally, in terms of diversity, RenderDiffusion can generate significantly more diverse texts compared to AR, NAR, and pre-trained models, as shown by sentence-level diversity metrics (self-BLEU and Diverse-4). As for the word-level measure Distinct-1, we can observe that RenderDiffusion is comparable with the pretrained GPT-2 models, indicating that our model has little repetition in word-by-word generation. To compare with DiffuSeq, our RenderDiffusion model adopts a free way of generation – producing glyph images (contain visual language contents) then refining as final texts based on the condition. This approach can yield more diverse texts at both sentence and word levels.

### 4.3. Detailed Analysis

In this part, we conduct a series of in-depth analysis to study the effectiveness of RenderDiffusion.

**Ablation Study.** In Section 3.2.2, we design a cascaded diffusion architecture to generate high-fidelity glyph images, and utilize the classifier-free guidance technique to enhance the text guidance. To examine their importance, we design two variants of our model: (1) *w/o Cascaded* removes the super-resolution model and uses the base diffusion model to generate glyph images with a  $368 \times 368$  resolution; (2) *w/o Guidance* removes the unconditional objective  $\epsilon_\theta(x_t)$  from Eq. 8. Furthermore, in Section 3.2.3, we designed a text grounding model to improve the generated text considering the overall semantics. To confirm its effectiveness, we design a counterpart: (3) *w/o Grounding* removes the text grounding model and directly recognize the content in glyph images as final output. The ablation results are shown in Table 3. We can observe that removing the cascaded pipeline suffers from a large performance drop in terms of both quality and diversity metrics. This demonstrates the effectiveness of the cascaded framework in generating high-fidelity glyph images. In addition, removing classifier-free

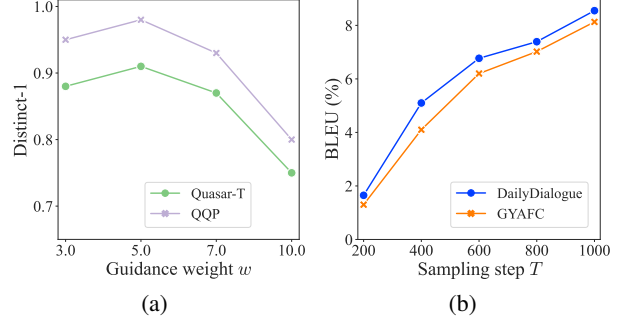


Figure 2. The Distinct-1 and BLEU scores w.r.t. different guidance weights  $w$  (a) and sampling steps  $T$  (b).



guidance or the text grounding model results in a decreased performance, but the latter is more important. The reason might be that it may circumvent some potential issues (e.g., incorrect word spelling) in glyph images and improve texts.

**Sensitivity Analysis.** In classifier-free guidance (Eq. 8), the weight  $w$  is an important factor affecting the guidance from the text condition. A large guidance weight can improve the image-text alignment but damage the output diversity. Here, we further examine the model performance (i.e., Distinct-1) on Quasar-T and QQP datasets by varying the guidance weight in the set  $\{3.0, 5.0, 7.0, 10.0\}$ . As we can see from Figure 2(a),  $w = 5.0$  gives the best Distinct-1 score, which is the final setting in our model. While generating using larger weights (e.g., 10.0) can enhance the guidance of the condition by the super-resolution model, it gives considerably worse Distinct-1 (e.g., 0.75 in Quasar-T). The sampling step  $T$  is another critical factor that significantly affects the model performance and generation speed. Here, we fix the number of diffusion steps during training while shrinking the inference steps from 1000 to 200 on DailyDialogue and GYAFC datasets. As we can see from Figure 2(b), with the sampling step decreasing, the generated results also drop significantly (e.g., from 8.55 to 1.65 BLEU (%) in DailyDialogue). In practice, there is a trade-off between generation quality and inference speed.

### 4.4. Case Study

In this section, we perform qualitative analysis to show the effectiveness of our model. In Table 4, we present two examples for DailyDialogue and GYAFC datasets, and the generated outputs from three baselines (i.e., GPT2-base, NAR-LevT, and DiffuSeq) and our RenderDiffusion model. As can be seen from Table 4, compared to NAR-LevT, our model can generate more informative and diverse texts. Since NAR-LevT adopt an iterative generation strategy, it tends to generate safe and short sentences such as “that’s all right” in the dialogue task. As for GPT2-base which uses the powerful pretraining-finetuning paradigm, it can

Table 4. Two examples for DailyDialogue and GYAFC. We present the generations from three baselines and our model. “w/o Grounding” shows the content in glyph images (omitting blank patches).

<b>Input:</b> good evening, saliva. what’s that wonderful aroma from your kitchen? what are you doing now? [SEP] i am cooking now! [SEP] are you good at cooking? [SEP]	
<b>Gold:</b> i have studied its skills recently at a training school. i plan to run a restaurant, so i have to practise cooking!	
<b>GPT2-base</b>	no, i’m just a bad. i have a little myself, regulars, programs and more
<b>NAR-LevT</b>	yes. that’s all right.
<b>DiffuSeq</b>	no, i don’t drink my rests, and i need it crazy.
<b>Ours</b>	no, i am not good at cooking, so i need to practise more. it is so attractive!
<b>w/o Grounding</b>	noooo. i’m not good at cook, so i will practise more well. it is so an attractive! 
<b>Input:</b> its not really a book i guess but its kind a long comic.	
<b>Gold:</b> it is a long comic, not a book.	
<b>GPT2-base</b>	it’s really a book, but it is seem it be a despite comic.
<b>NAR-LevT</b>	it am not really a i book females it is
<b>DiffuSeq</b>	not a book, but it might seem be a long comic.
<b>Ours</b>	not really a book, but i guess it is a long comic.
<b>w/o Grounding</b>	not a book, but i gues it is a comic. 

generate more fluent and richer content but sometimes going outside the topic of input texts. DiffuSeq sometimes generate irrelevant texts (e.g., “drink my rests”). Since we adopt a cascaded diffusion framework, our model can generate high-quality glyph images. The text grounding module can resolve some potential issues in glyph images such as repetition (e.g., “noooo”) and incorrect spelling (e.g., “gues”). More examples can be found in Appendix C.

## 5. Related Work

**Diffusion Models for Image Generation.** Diffusion models (Ramesh et al., 2022; Saharia et al., 2022) have demonstrated great success in generating high-quality and realistic images. Since the emergence of denoising diffusion probabilistic models (DDPM) (Ho et al., 2020), diffusion models are formalized as a forward process that corrupts the training images using Gaussian noise and a reverse denoising process that estimates the noise in the images at each step. On top of DDPM, Nichol & Dhariwal (2021) observe that the linear noise schedule is sub-optimal for low resolution and propose a new method to avoid fast information destruction towards the end of the forward process. The work of (Nachmani et al., 2021) replaces the Gaussian noise distri-

butions with two other distributions, *i.e.*, a mixture of the Gaussian and the Gamma distribution. These works focused on unconditional image generation without any supervision signals. By contrast, recent work has been devoted to studying text-conditioned image generation that relies on CLIP text encoding (Galatolo et al., 2021; Patashnik et al., 2021; Gal et al., 2022; Ramesh et al., 2022). For example, Kim & Ye (2021) edit images with text prompts guided by a CLIP loss between the prompt and the latent. Ho et al. (2022b) present cascaded diffusion models, an approach for generating high-resolution images combining multiple diffusion models. Based on that, Saharia et al. (2022) propose Imagen that uses multiple U-Net models to progressively generate high-fidelity images, which poses a similar architecture to our model. Different from prior work that generates natural images, our work renders the target texts as textual images and uses a diffusion model to generate visualized texts.

**Diffusion Models for Text Generation.** To handle discrete text, prior work has extended diffusion models by defining a discrete corruption process (Hoogeboom et al., 2021a;b). For example, Austin et al. (2021) and He et al. (2022) use transition matrices to enable gradual corruption and denoising on a sequence of discrete tokens. Unlike these works, more recent work has focused on continuous diffusion models for text (Li et al., 2022; Gong et al., 2022; Strudel et al., 2022). Diffusion-LM (Li et al., 2022) works on the word embeddings and uses mapping functions to connect the discrete and continuous space of texts. Similarly, DiffuSeq (Gong et al., 2022) is designed for sequence-to-sequence text generation using one single model to model the conditional probability. Furthermore, Liu et al. (2022) propose a new efficient approach for composable text operations in the compact, low-dimensional latent space of text. In this paper, we also focus on continuous diffusion models for text generation but differ in that texts are rendered as continuous images instead of word embeddings. The key advantage of our method is that it allows an efficient diffusion process without a need of training an embedding step and a rounding step. Therefore, rendered text images can be an effective alternative to embeddings to leverage the continuous diffusion models. To the best of our knowledge, our work is the first to explore this setting for conditional text generation.

## 6. Conclusion

This paper presented a diffusion model, RENDERDIFFUSION, for conditional text generation. We render a target text onto a glyph image containing visual language content, so that conditional text generation can be cast as a glyph image generation task. It enables continuous diffusion models to be naturally leveraged in our approach. In order to generate high-fidelity glyph images, we introduce a cascaded diffusion architecture equipped with classifier-free guidance.



Further, we design a text grounding module that can refine and transform the content from glyph images into final texts. Experiments on four conditional text generation tasks show the effectiveness of our model to previous AR, NAR, and diffusion models. In future work, we will consider applying our model to more kinds of tasks. This study proposes a new line of research using diffusion models for text generation and demonstrates its effectiveness. Further research can explore more alternatives along the same line.

## References

- Austin, J., Johnson, D. D., Ho, J., Tarlow, D., and van den Berg, R. Structured denoising diffusion models in discrete state-spaces. *Advances in Neural Information Processing Systems*, 34:17981–17993, 2021.
- Cho, K., van Merriënboer, B., Bahdanau, D., and Bengio, Y. On the properties of neural machine translation: Encoder-decoder approaches. In Wu, D., Carpuat, M., Carreras, X., and Vecchi, E. M. (eds.), *Proceedings of SSST@EMNLP 2014, Eighth Workshop on Syntax, Semantics and Structure in Statistical Translation, Doha, Qatar, 25 October 2014*, pp. 103–111. Association for Computational Linguistics, 2014.
- Deshpande, A., Aneja, J., Wang, L., Schwing, A. G., and Forsyth, D. Fast, diverse and accurate image captioning guided by part-of-speech. In *Proceedings of the IEEE/CVF Conference on Computer Vision and Pattern Recognition*, pp. 10695–10704, 2019.
- Devlin, J., Chang, M., Lee, K., and Toutanova, K. BERT: pre-training of deep bidirectional transformers for language understanding. In Burstein, J., Doran, C., and Solorio, T. (eds.), *Proceedings of the 2019 Conference of the North American Chapter of the Association for Computational Linguistics: Human Language Technologies, NAACL-HLT 2019, Minneapolis, MN, USA, June 2-7, 2019, Volume 1 (Long and Short Papers)*, pp. 4171–4186. Association for Computational Linguistics, 2019.
- Dhariwal, P. and Nichol, A. Diffusion models beat gans on image synthesis. *Advances in Neural Information Processing Systems*, 34:8780–8794, 2021.
- Dhingra, B., Mazaitis, K., and Cohen, W. W. Quasar: Datasets for question answering by search and reading. *arXiv preprint arXiv:1707.03904*, 2017.
- Dinh, L., Sohl-Dickstein, J., and Bengio, S. Density estimation using real NVP. In *International Conference on Learning Representations*, 2017. URL <https://openreview.net/forum?id=HkpbH91x>.
- Du, W., Zhao, J., Wang, L., and Ji, Y. Diverse text generation via variational encoder-decoder models with gaussian process priors. *arXiv preprint arXiv:2204.01227*, 2022.
- Duan, N., Tang, D., Chen, P., and Zhou, M. Question generation for question answering. In *Proceedings of the 2017 conference on empirical methods in natural language processing*, pp. 866–874, 2017.
- Gal, R., Patashnik, O., Maron, H., Bermano, A. H., Chechik, G., and Cohen-Or, D. Stylegan-nada: Clip-guided domain adaptation of image generators. *ACM Transactions on Graphics (TOG)*, 41(4):1–13, 2022.
- Galatolo, F. A., Cimino, M. G., and Vaglini, G. Generating images from caption and vice versa via clip-guided generative latent space search. *arXiv preprint arXiv:2102.01645*, 2021.
- Gao, Z., Guo, J., Tan, X., Zhu, Y., Zhang, F., Bian, J., and Xu, L. Difformer: Empowering diffusion model on embedding space for text generation. *arXiv preprint arXiv:2212.09412*, 2022.
- Gong, S., Li, M., Feng, J., Wu, Z., and Kong, L. Diffuseq: Sequence to sequence text generation with diffusion models. *arXiv preprint arXiv:2210.08933*, 2022.
- Goodfellow, I. J., Pouget-Abadie, J., Mirza, M., Xu, B., Warde-Farley, D., Ozair, S., Courville, A. C., and Bengio, Y. Generative adversarial nets. In Ghahramani, Z., Welling, M., Cortes, C., Lawrence, N. D., and Weinberger, K. Q. (eds.), *Advances in Neural Information Processing Systems 27: Annual Conference on Neural Information Processing Systems 2014, December 8-13 2014, Montreal, Quebec, Canada*, pp. 2672–2680, 2014.
- Gu, J., Wang, C., and Zhao, J. Levenshtein transformer. *Advances in Neural Information Processing Systems*, 32, 2019.
- He, Z., Sun, T., Wang, K., Huang, X., and Qiu, X. Diffusionbert: Improving generative masked language models with diffusion models. *arXiv preprint arXiv:2211.15029*, 2022.
- Ho, J. and Salimans, T. Classifier-free diffusion guidance. *arXiv preprint arXiv:2207.12598*, 2022.
- Ho, J., Jain, A., and Abbeel, P. Denoising diffusion probabilistic models. *Advances in Neural Information Processing Systems*, 33:6840–6851, 2020.
- Ho, J., Chan, W., Saharia, C., Whang, J., Gao, R., Gritsenko, A., Kingma, D. P., Poole, B., Norouzi, M., Fleet, D. J., et al. Imagen video: High definition video generation with diffusion models. *arXiv preprint arXiv:2210.02303*, 2022a.

- Ho, J., Saharia, C., Chan, W., Fleet, D. J., Norouzi, M., and Salimans, T. Cascaded diffusion models for high fidelity image generation. *J. Mach. Learn. Res.*, 23:47–1, 2022b.
- Hoogetboom, E., Gritsenko, A. A., Bastings, J., Poole, B., Berg, R. v. d., and Salimans, T. Autoregressive diffusion models. *arXiv preprint arXiv:2110.02037*, 2021a.
- Hoogetboom, E., Nielsen, D., Jaini, P., Forré, P., and Welling, M. Argmax flows and multinomial diffusion: Towards non-autoregressive language models. 2021b.
- Huang, M., Zhu, X., and Gao, J. Challenges in building intelligent open-domain dialog systems. *ACM Transactions on Information Systems (TOIS)*, 38(3):1–32, 2020.
- Jia, C., Yang, Y., Xia, Y., Chen, Y.-T., Parekh, Z., Pham, H., Le, Q., Sung, Y.-H., Li, Z., and Duerig, T. Scaling up visual and vision-language representation learning with noisy text supervision. In *International Conference on Machine Learning*, pp. 4904–4916. PMLR, 2021.
- Kim, G. and Ye, J. C. Diffusionclip: Text-guided image manipulation using diffusion models. *CoRR*, abs/2110.02711, 2021. URL <https://arxiv.org/abs/2110.02711>.
- Kingma, D. P. and Welling, M. Auto-encoding variational bayes. In Bengio, Y. and LeCun, Y. (eds.), *2nd International Conference on Learning Representations, ICLR 2014, Banff, AB, Canada, April 14-16, 2014, Conference Track Proceedings*, 2014.
- Kong, Z., Ping, W., Huang, J., Zhao, K., and Catanzaro, B. Diffwave: A versatile diffusion model for audio synthesis. In *9th International Conference on Learning Representations, ICLR 2021, Virtual Event, Austria, May 3-7, 2021*. OpenReview.net, 2021.
- Li, J., Galley, M., Brockett, C., Gao, J., and Dolan, B. A diversity-promoting objective function for neural conversation models. In Knight, K., Nenkova, A., and Rambow, O. (eds.), *NAACL HLT 2016, The 2016 Conference of the North American Chapter of the Association for Computational Linguistics: Human Language Technologies, San Diego California, USA, June 12-17, 2016*, pp. 110–119. The Association for Computational Linguistics, 2016.
- Li, X. L., Thickstun, J., Gulrajani, I., Liang, P., and Hashimoto, T. B. Diffusion-lm improves controllable text generation. *arXiv preprint arXiv:2205.14217*, 2022.
- Li, Y., Su, H., Shen, X., Li, W., Cao, Z., and Niu, S. Daily-dialog: A manually labelled multi-turn dialogue dataset. *arXiv preprint arXiv:1710.03957*, 2017a.
- Li, Z., Jiang, X., Shang, L., and Li, H. Paraphrase generation with deep reinforcement learning. *arXiv preprint arXiv:1711.00279*, 2017b.
- Lin, C.-Y. Rouge: A package for automatic evaluation of summaries. In *Text summarization branches out*, pp. 74–81, 2004.
- Lin, Z., Gong, Y., Shen, Y., Wu, T., Fan, Z., Lin, C., Chen, W., and Duan, N. Genie: Large scale pre-training for text generation with diffusion model. *arXiv preprint arXiv:2212.11685*, 2022.
- Liu, G., Feng, Z., Gao, Y., Yang, Z., Liang, X., Bao, J., He, X., Cui, S., Li, Z., and Hu, Z. Composable text controls in latent space with odes. *arXiv preprint arXiv:2208.00638*, 2022.
- Lovelace, J., Kishore, V., Wan, C., Shekhtman, E., and Weinberger, K. Latent diffusion for language generation. *arXiv preprint arXiv:2212.09462*, 2022.
- Nachmani, E., Roman, R. S., and Wolf, L. Non gaussian denoising diffusion models. *arXiv preprint arXiv:2106.07582*, 2021.
- Nichol, A., Dhariwal, P., Ramesh, A., Shyam, P., Mishkin, P., McGrew, B., Sutskever, I., and Chen, M. Glide: Towards photorealistic image generation and editing with text-guided diffusion models. *arXiv preprint arXiv:2112.10741*, 2021.
- Nichol, A. Q. and Dhariwal, P. Improved denoising diffusion probabilistic models. In *International Conference on Machine Learning*, pp. 8162–8171. PMLR, 2021.
- Papineni, K., Roukos, S., Ward, T., and Zhu, W.-J. Bleu: a method for automatic evaluation of machine translation. In *Proceedings of the 40th annual meeting of the Association for Computational Linguistics*, pp. 311–318, 2002.
- Patashnik, O., Wu, Z., Shechtman, E., Cohen-Or, D., and Lischinski, D. Styleclip: Text-driven manipulation of stylegan imagery. In *Proceedings of the IEEE/CVF International Conference on Computer Vision*, pp. 2085–2094, 2021.
- Radford, A., Wu, J., Child, R., Luan, D., Amodei, D., Sutskever, I., et al. Language models are unsupervised multitask learners. *OpenAI blog*, 1(8):9, 2019.
- Radford, A., Kim, J. W., Hallacy, C., Ramesh, A., Goh, G., Agarwal, S., Sastry, G., Askell, A., Mishkin, P., Clark, J., et al. Learning transferable visual models from natural language supervision. In *International Conference on Machine Learning*, pp. 8748–8763. PMLR, 2021a.
- Radford, A., Kim, J. W., Hallacy, C., Ramesh, A., Goh, G., Agarwal, S., Sastry, G., Askell, A., Mishkin, P., Clark, J., et al. Learning transferable visual models from natural language supervision. In *International Conference on Machine Learning*, pp. 8748–8763. PMLR, 2021b.

- Raffel, C., Shazeer, N., Roberts, A., Lee, K., Narang, S., Matena, M., Zhou, Y., Li, W., Liu, P. J., et al. Exploring the limits of transfer learning with a unified text-to-text transformer. *J. Mach. Learn. Res.*, 21(140):1–67, 2020.
- Ramesh, A., Pavlov, M., Goh, G., Gray, S., Voss, C., Radford, A., Chen, M., and Sutskever, I. Zero-shot text-to-image generation. In *International Conference on Machine Learning*, pp. 8821–8831. PMLR, 2021.
- Ramesh, A., Dhariwal, P., Nichol, A., Chu, C., and Chen, M. Hierarchical text-conditional image generation with clip latents. *arXiv preprint arXiv:2204.06125*, 2022.
- Rao, S. and Tetreault, J. Dear sir or madam, may i introduce the gyafc dataset: Corpus, benchmarks and metrics for formality style transfer. *arXiv preprint arXiv:1803.06535*, 2018.
- Reid, M., Hellendoorn, V. J., and Neubig, G. Diffuser: Discrete diffusion via edit-based reconstruction. *arXiv preprint arXiv:2210.16886*, 2022.
- Ronneberger, O., Fischer, P., and Brox, T. U-net: Convolutional networks for biomedical image segmentation. In *International Conference on Medical image computing and computer-assisted intervention*, pp. 234–241. Springer, 2015.
- Rust, P., Lotz, J. F., Bugliarello, E., Salesky, E., de Lhoneux, M., and Elliott, D. Language modelling with pixels. *arXiv preprint arXiv:2207.06991*, 2022.
- Saharia, C., Ho, J., Chan, W., Salimans, T., Fleet, D. J., and Norouzi, M. Image super-resolution via iterative refinement. *arXiv preprint arXiv:2104.07636*, 2021.
- Saharia, C., Chan, W., Saxena, S., Li, L., Whang, J., Denton, E., Ghasemipour, S. K. S., Ayan, B. K., Mahdavi, S. S., Lopes, R. G., et al. Photorealistic text-to-image diffusion models with deep language understanding. *arXiv preprint arXiv:2205.11487*, 2022.
- Sohl-Dickstein, J., Weiss, E., Maheswaranathan, N., and Ganguli, S. Deep unsupervised learning using nonequilibrium thermodynamics. In *International Conference on Machine Learning*, pp. 2256–2265. PMLR, 2015.
- Song, Y. and Ermon, S. Generative modeling by estimating gradients of the data distribution. *Advances in Neural Information Processing Systems*, 32, 2019.
- Song, Y., Sohl-Dickstein, J., Kingma, D. P., Kumar, A., Ermon, S., and Poole, B. Score-based generative modeling through stochastic differential equations. *arXiv preprint arXiv:2011.13456*, 2020.
- Strudel, R., Tallec, C., Altché, F., Du, Y., Ganin, Y., Mensch, A., Grathwohl, W., Savinov, N., Dieleman, S., Sifre, L., et al. Self-conditioned embedding diffusion for text generation. *arXiv preprint arXiv:2211.04236*, 2022.
- Toshevskaa, M. and Gievska, S. A review of text style transfer using deep learning. *IEEE Transactions on Artificial Intelligence*, 2021.
- Vaswani, A., Shazeer, N., Parmar, N., Uszkoreit, J., Jones, L., Gomez, A. N., Kaiser, Ł., and Polosukhin, I. Attention is all you need. *Advances in neural information processing systems*, 30, 2017.
- Yuan, H., Yuan, Z., Tan, C., Huang, F., and Huang, S. Seqdiffuseq: Text diffusion with encoder-decoder transformers. *arXiv preprint arXiv:2212.10325*, 2022.
- Zhang, T., Kishore, V., Wu, F., Weinberger, K. Q., and Artzi, Y. Bertscore: Evaluating text generation with BERT. In *8th International Conference on Learning Representations, ICLR 2020, Addis Ababa, Ethiopia, April 26-30, 2020*. OpenReview.net, 2020.
- Zhu, Y., Lu, S., Zheng, L., Guo, J., Zhang, W., Wang, J., and Yu, Y. Texygen: A benchmarking platform for text generation models. In *The 41st International ACM SIGIR Conference on Research & Development in Information Retrieval*, pp. 1097–1100, 2018.

## Appendix

We provide some experiment-related information as supplementary materials. The appendix is organized into three sections:

- Statistics of each dataset are presented in Appendix A;
- Training settings of baselines and our model are presented in Appendix B;
- Generated examples by our model are presented in Appendix C.

### A. Statistics of Datasets

The detailed information of these four datasets is listed in Table 5.

Table 5. Statistics of four datasets. #Output denotes the average number of tokens in the output texts.

Dataset	#Train	#Valid	#Test	#Output
DailyDialogue	76,052	7,069	6,740	13.89
Quasar-T	116,953	2,048	10,000	10.48
GYAFC	52,595	2,877	1,416	13.02
QQP	144,715	2,048	2,500	9.86

### B. Implementation Details

**Baseline Settings.** We follow the same baseline settings as Gong et al. (2022) and the results on Quasar-T and QQP are also collected from their work. The settings are listed in Table 6. For GRU-attention encoder-decoder model, we do not conduct diversity search algorithms on it, leading to poor sentence-level diversity. For NAR-LevT, we also set the max iteration to 9 and utilize the termination condition described in the original paper. For GPVAE-T5, we set the scalars of all tasks as 2.

Table 6. The settings of different baselines. #Para. denotes the total amount of parameters.

Models	#Para.	Learning Paradigm	Diversity Method
GRU	65M	encoder-decoder	-
Transformer	80M	encoder-decoder	Temperature
GPT2-base	117M	pretrain-finetune	Hybrid strategy
GPT2-large	774M	pretrain-finetune	Hybrid strategy
GPVAE-T5	220M	pretrain+VAE	Gaussian sampling
NAR-LevT	80M	non-autoregressive	-
DiffuSeq	91M	non-autoregressive	Gaussian sampling

**RENDERDIFFUSION Settings.** For our cascaded diffusion architecture, we follow the settings as Saharia et al. (2022).

For the  $64 \times 64$  base model, we use the Adafactor optimizer with a learning rate of  $1e-4$  for training. The hyper-parameters are set as follows:

```

“attn_resolutions”: [32, 16, 8]
“channel_mult”: [1, 2, 4, 8]
“dropout”: 0
“embed_dim”: 128
“cond_embed_dim”: 768
“num_res_blocks”: 3
“text_cross_attn_res”: [32, 16, 8]

```

For the  $64 \times 64 \rightarrow 368 \times 368$  super-resolution model, we use an Efficient U-Net architecture for this model. Besides, we use the Adam optimizer with a learning rate of  $1e-4$  for training. The hyper-parameters are set as follows:

```

“channel_mult”: [1, 2, 4, 8]
“embed_dim”: 128
“cond_embed_dim”: 768
“num_res_blocks”: [2, 4, 8, 8]

```

For the text grounding model, we use the Adam optimizer with a learning rate of  $1e-3$  for training. The hyper-parameters are set as follows:

```

“dropout”: 0.3
“embed_dim”: 768
“ffn_dim”: 3072
“num_layer”: 2
“num_head”: 12

```

We present the training procedure for our diffusion model in Algorithm ??.

### C. Case Study

We show some qualitative examples of these four datasets in Table 7, Table 8, Table 9, and Table 10. As we can see from these tables, RenderDiffusion tends to generate good-quality and diverse texts, but still not very fluent like pretrained models.



Table 7. Two examples for DailyDialogue. We present the generations from three baselines and our model.

<b>Input:</b> [CLS] listen, karen, i need your help. i don't know anyone here yet. [SEP] i'm glad to help you. what's wrong? [SEP] my mother - in - law just went into the hospital in l. a. hank and i will be flying there tonight. [SEP] i'm sorry to hear it. what's wrong with her? [SEP] doctors aren't sure yet. but the real problem is suzy. she has a bad cold, [SEP]	
<b>Gold:</b> yes, i'd ask jill, the girl i've had before, but i need someone overnight. maybe even for two nights.	
<b>GPT2-base</b>	yes, i'd ask to her and there is girl. it's number. but i know her. she is very soon.
<b>NAR-LevT</b>	then have some do to side from and be an air. it its three and twenty and nothing domestic have to is is be hard.
<b>DiffuSeq</b>	i know. i'll know her and do an park. it's number. and nothing the soon to isn't you.
<b>Ours</b>	yes, i'd ask to her the girl. i've had before and i need someone but. maybe she is very tonight.
<b>Input:</b> [CLS] thanks for inviting me to work out with you, joan. [SEP] don't mention it, let's go in. [SEP] yeah, this place looks great. wow, look at her, she can certainly get down, can't she? [SEP] she sure can. are you jealous, leslie? [SEP] a little, i wish i could do that. [SEP] you can! with a little practice. [SEP] look at him, he's buff. [SEP] i think he's hot too [SEP]	
<b>Gold:</b> that's it. i decided to turn over a new leaf. i'm going to exercise every single day.	
<b>GPT2-base</b>	that's right. i don't want to make all of right now.
<b>NAR-LevT</b>	you of that for next use to have and of my left!
<b>DiffuSeq</b>	if you're right, it would be true. but i don't have to have to of my bad.
<b>Ours</b>	that's great. i decided to go there for that. i'm supposed to make all of my wife.

Table 8. Two examples for Quasar-T. We present the generations from three baselines and our model.

<b>Input:</b> [CLS] Numerous rocks and geological features abound around the 325 million year old volcano crater known as Arthur 's Seat . [SEP]	
<b>Gold:</b> Edinburgh Castle stands on Arthur 's Seat what was Arthur 's seat	
<b>GPT2-base</b>	what was arthur 's seat
<b>NAR-LevT</b>	what was castle on arthur 's seat
<b>DiffuSeq</b>	what was castle on arthur 's seat
<b>Ours</b>	what was edinburgh castle on arthur 's seat
<b>Input:</b> [CLS] For his discovery of human blood groups he won the 1930 Nobel Prize in Physiology or Medicine . [SEP]	
<b>Gold:</b> Karl Landsteiner Won The Nobel Prize For Medicine In 1930 For His Discovery Of What	
<b>GPT2-base</b>	for what he won the 1930 nobel prize in physiology or medicine .
<b>NAR-LevT</b>	why he won the the 1930 physiology prize
<b>DiffuSeq</b>	for what he won the 1930 nobel prize in physiology or medicine .
<b>Ours</b>	for what he won the 1930 nobel prize in physiology or medicine .

Table 9. Two examples for GYAF. We present the generations from three baselines and our model.

<b>Input:</b>	[CLS] why do they try to sound british? [SEP]
<b>Gold:</b>	what is the appeal of sounding british?
<b>GPT2-base</b>	why do they try to sound british?
<b>NAR-LevT</b>	what is sounding british
<b>DiffuSeq</b>	why do they try to sound british?
<b>Ours</b>	why do they attempt to sound british?
<b>Input:</b>	[CLS] do u think 3 ppl in a band is a good amount?? [SEP]
<b>Gold:</b>	do you think that having three people in a band is a good amount?
<b>GPT2-base</b>	do you think that three people location in a band is of amount?
<b>NAR-LevT</b>	do that you think 3 peoplel in a band is a amount?
<b>DiffuSeq</b>	do you feel three members is a good number
<b>Ours</b>	do you think that three people stated in a band is enjoyable positive?

Table 10. Two examples for QQP. We present the generations from three baselines and our model.

<b>Input:</b>	[CLS] What is a good song to lyric prank your best friend? [SEP]
<b>Gold:</b>	What are some good lyric prank songs to send your best friends?
<b>GPT2-base</b>	what songs with lyrics should you send to your best friends?
<b>NAR-LevT</b>	what songs will you send your friends?
<b>DiffuSeq</b>	what is the songs you send to your best friends?
<b>Ours</b>	what lyrics songs you will send to your closest friends?
<b>Input:</b>	[CLS] What happens if dictatorship is continuing in the present days? [SEP]
<b>Gold:</b>	What happens if a dictatorship continues in the present day?
<b>GPT2-base</b>	what would occur if a dictatorship continues in the present?
<b>NAR-LevT</b>	what would happen now if a dictatorship continues?
<b>DiffuSeq</b>	what would happen now if a dictatorship continues?
<b>Ours</b>	what would happen if a dictatorship continues in the present?