

Combining Monte Carlo Tree Search and Heuristic Search for Weighted Vertex Coloring

Cyril Grelier¹, Olivier Goudet¹ and Jin-Kao Hao^{1*}

¹LERIA, Université d'Angers, 2 Boulevard Lavoisier, Angers, 49045, France.

*Corresponding author(s). E-mail(s): jin-cao.hao@univ-angers.fr;
Contributing authors: cyril.grelier@univ-angers.fr;
olivier.goudet@univ-angers.fr;

Abstract

This work investigates the Monte Carlo Tree Search (MCTS) method combined with dedicated heuristics for solving the Weighted Vertex Coloring Problem. In addition to the basic MCTS algorithm, we study several MCTS variants where the conventional random simulation is replaced by other simulation strategies including greedy and local search heuristics. We conduct experiments on well-known benchmark instances to assess these combined MCTS variants. We provide empirical evidence to shed light on the advantages and limits of each simulation strategy. This is an extension of the work [1] presented at EvoCOP2022.

Keywords: Monte Carlo Tree Search, local search, graph coloring, weighted vertex coloring

1 Introduction

The well-known Graph Coloring Problem (GCP) is to color the vertices of a graph using as few colors as possible such that no adjacent vertices share the same color (*legal* or *feasible* solution). The GCP can also be considered as partitioning the vertex set of the graph into a minimum number of color groups such that no vertices in each color group are adjacent. The GCP has numerous practical applications in various domains [2] and has been studied for a long time.

A variant of the GCP called the Weighted Vertex Coloring Problem (WVCP) has recently attracted much interest in the literature [3–6]. In this problem, each vertex of the graph has a weight and the objective is to find a *legal* solution such that the sum of the weights of the heaviest vertex of each color group is minimized. Formally, given a weighted graph $G = (V, E)$ with vertex set V ($n = |V|$) and edge set E , and let W be the set of weights $w(v)$ associated to each vertex v in V , the WVCP consists in finding a partition of the vertices in V into k color groups $S = \{V_1, \dots, V_k\}$ ($1 \leq k \leq n$) such that no adjacent vertices belong to the same color group and such that the score $\sum_{i=1}^k \max_{v \in V_i} w(v)$ is minimized. One can notice that when all the weights $w(v)$ ($v \in V$) are equal to one, finding an optimal solution of this problem with a minimum score corresponds to solving the GCP. Therefore, the WVCP can be seen as a more general problem than the GCP and is NP-hard.

The WVCP is a relevant model for several applications such as matrix decomposition [7], buffer size management, and scheduling of jobs into batches in a multiprocessor environment [8]. Let us consider the last application as illustrated in Figure 1. The objective of this scheduling problem is to execute a set of jobs in a minimum total amount of time. There is no constraint on the number of jobs that can be run in parallel in this environment. However, each job requires a specific execution time and exclusive access to certain resources. Therefore, the time required to complete a batch of jobs in parallel is the time required to complete the longest job in that batch, and two jobs requiring the same resource cannot be launched in the same batch. Solving this problem within the WVCP modeling framework can be done in five steps as displayed in Figure 1: (i) a bipartite graph is used to represent the jobs and the resources required for each job; (ii) this bipartite graph is projected onto the resources to obtain a weighted graph where each vertex is a job and two jobs requiring the same resources are linked by an edge; (iii) a weight corresponding to the time needed to complete a job is set on the corresponding vertex of this graph; (iv) after solving the WVCP associated to this graph, a legal solution is found with an optimal score of 25, corresponding to the sum of the weights of the heaviest vertex of each color group; (v) this partition of vertices allows to set up a job schedule in four batches, which respects the resource constraints, and whose minimum total execution time is 25 seconds.

Different methods have been proposed in the literature to solve the WVCP. First, this problem has been tackled with exact methods: a branch-and-price algorithm [9] and two ILP models proposed in [10] and [11] with a transformation of the WVCP into a maximum weight independent set problem. These exact methods can prove the optimality on small instances but fail on large instances.

To handle large graphs, several heuristics have been introduced to solve the problem approximately [4–7]. The first category of heuristics is based on the local search framework, which iteratively makes transitions from the current solution to a neighbor solution. Three different approaches have been

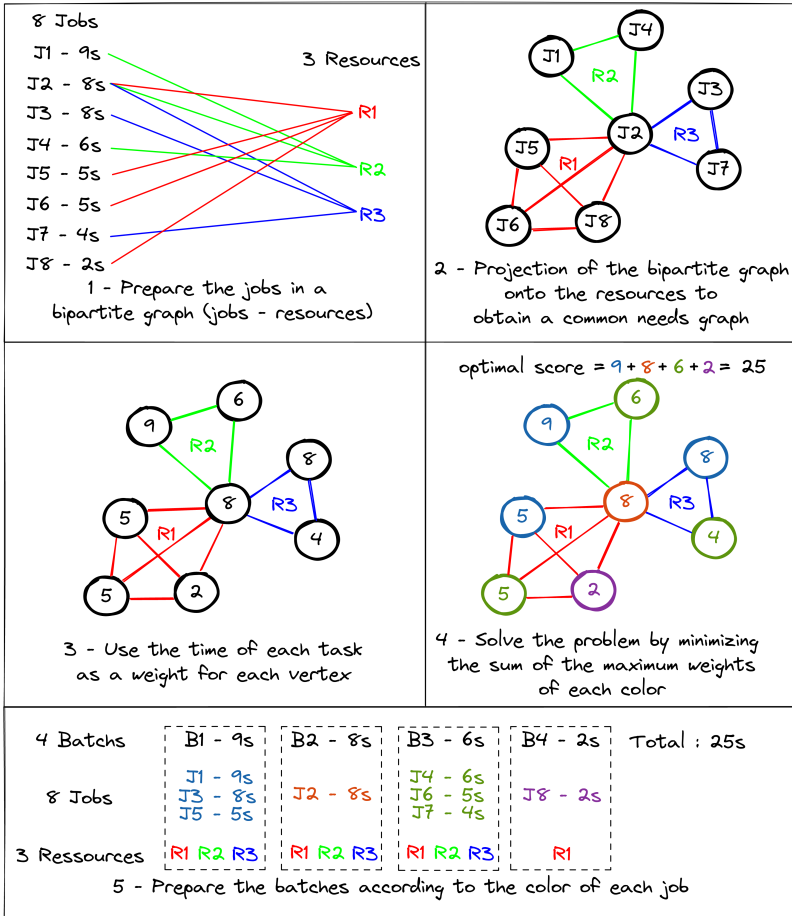


Fig. 1 This figure shows an application of the WVCP for scheduling jobs into batches in a multiprocessor environment with restricted access to certain resources.

considered to explore the search space: legal, partial legal, or penalty strategies. The legal strategy starts from a *legal* solution and minimizes the score by performing only legal moves so that no color conflict is created in the new solution [7]. The partial legal strategy allows only legal coloring and keeps a set of uncolored vertices to avoid conflicts [4]. The penalty strategy considers both legal and illegal solutions in the search space [5, 6], and uses a weighted evaluation function to minimize both the WVCP objective function and the number of conflicts in the illegal solutions. To escape local optima traps, these local search algorithms incorporate different mechanisms such as perturbation strategies [5, 7], tabu list [4, 5] and constraint reweighting schemes [6].

The second category of existing heuristics for the WVCP relies on the population-based memetic framework that combines local search with crossovers. A recent algorithm [3] of this category uses a deep neural network

to learn an invariant by color permutation regression model, useful to select the most promising crossovers at each generation.

Research on combining such learning techniques and heuristics has received increasing attention in the past years [12, 13]. In these new frameworks, useful information (e.g., relevant patterns) is learned from past search trajectories and used to guide a local search algorithm.

This study continues on this path and investigates the potential benefits of combining Monte Carlo Tree Search (MCTS) and sequential coloring or local search algorithms for solving the WVCP. MCTS is a heuristic search algorithm that generated considerable interest due to its spectacular success for the game of Go [14], and in other domains (see the survey [15] on this topic). It has been recently revisited in combination with modern deep learning techniques for difficult two-player games (cf. AlphaGo [16]). MCTS has also been applied to combinatorial optimization problems seen as a one-player game such as the traveling salesman problem [17] or the knapsack problem [18]. An algorithm based on MCTS has recently been implemented with some success for the GCP in [19]. In this work, we investigate for the first time the MCTS approach for solving the WVCP.

In MCTS, a tree is built incrementally and asymmetrically. For each iteration, a tree policy balancing exploration and exploitation is used to find the most critical node to expand. A simulation is then run from the expanded node and the search tree is updated with the result of this simulation. Its incremental and asymmetric properties make MCTS a promising candidate for the WVCP because in this problem only the heaviest vertex of each color group has an impact on the objective score. Therefore learning to color the heaviest vertices of the graph before coloring the rest of the graph seems particularly relevant for this problem. The contributions of this work are summarized as follows.

First, we present a MCTS algorithm dedicated to the WVCP, which considers the problem from the perspective of sequential coloring with a predefined vertex order. The exploration of the tree is accelerated with the use of specific pruning rules, which offer the possibility to explore the whole tree in a reasonable amount of time for small instances and to obtain optimality proofs. Secondly, for large instances, when obtaining an exact result is impossible in a reasonable time, we study how this MCTS algorithm can be tightly coupled with other heuristics. Specifically, we investigate the integration of different greedy coloring strategies and local search procedures within the MCTS algorithm.

The rest of the paper is organized as follows. Section 2 introduces the weighted vertex coloring problem and the constructive approach with a tree. Section 3 describes the MCTS algorithm devised to tackle the problem. Section 4 presents the coupling of MCTS with local search. Section 5 reports computational results of different versions of MCTS. Section 6 discusses the contributions and presents research perspectives.

2 Constructive approach with a tree for the weighted graph coloring problem

This section presents a tree-based approach for the WVCP, which aims to explore the partial and legal search space of this problem.

2.1 Partial and legal search space

The search space Ω studied in our algorithm concerns legal, but potentially partial, k -colorings. A partial legal k -coloring S is a partition of the set of vertices V into k disjoint independent sets V_i ($1 \leq i \leq k$), and a set of uncolored vertices $U = V \setminus \bigcup_{i=1}^k V_i$. An independent set V_i is a set of mutually non adjacent vertices of the graph: $\forall u, v \in V_i, (u, v) \notin E$. For the WVCP, the number of colors k that can be used is not known in advance. Nevertheless, it is not lower than the chromatic number of the graph $\chi(G)$ and not greater than the number of vertices n of the graph. A solution of the WVCP is denoted as partial if $U \neq \emptyset$ and complete otherwise. The objective of the WVCP is to find a complete solution S with a minimum score $f(S)$ given by: $f(S) = \sum_{i=1}^k \max_{v \in V_i} w(v)$.

2.2 Tree search for weighted vertex coloring

Backtracking-based tree search is a popular approach for the graph coloring problem [2, 20, 21]. In our case, a tree search algorithm can be used to explore the partial and legal search space of the WVCP previously defined.

Starting from a solution where no vertex is colored (i.e., $U = V$) and that corresponds to the root node R of the tree, child nodes C are successively selected in the tree, consisting of coloring one new vertex at a time. This process is repeated until a terminal node T is reached (all the vertices are colored). A complete solution (i.e., a legal coloring) corresponds thus to a branch from the root node to a terminal node.

The selection of each child node corresponds to applying a move to the current partial solution being constructed. A move consists of assigning a particular color i to an uncolored vertex $u \in U$, denoted as $\langle u, U, V_i \rangle$. Applying a move to the current partial solution S , results in a new solution $S \oplus \langle u, U, V_i \rangle$. This tree search algorithm only considers legal moves to stay in the partial legal space. For a partial solution $S = \{V_1, \dots, V_k, U\}$, a move $\langle u, U, V_i \rangle$ is said legal if no vertex of V_i is adjacent to the vertex u . At each level of the tree, there is at least one possible legal move that applies to a vertex a new color that has never been used before (or putting this vertex in a new empty set V_i , $k + 1 \leq i \leq n$).

Applying a succession of n legal moves from the initial solution results in a legal coloring of the WVCP and reaches a terminal node of the tree. During this process, at the level t of the tree ($0 \leq t < n$), the current legal and partial solution $S = \{V_1, \dots, V_k, U\}$ has already used k colors and t vertices have already received a color. Therefore $|U| = n - t$.

At this level, a first naive approach could be to consider all the possible legal moves, corresponding to choosing a vertex in the set U and assigning to the vertex a color i , with $1 \leq i \leq n$. This kind of choice can work with small graphs but with large graphs, the number of possible legal moves becomes huge. Indeed, at each level t , the number of possible legal moves can go up to $(n - t) \times n$. To reduce the set of move possibilities, we consider the vertices of the graph in a predefined order (v_1, \dots, v_n) . Moreover, to choose a color for the incoming vertex, we consider only the colors already used in the partial solution plus one color (creation of a new independent set). Thus for a current legal and partial solution $S = \{V_1, \dots, V_k, U\}$, at most $k + 1$ moves are considered. The set of legal moves is:

$$\mathcal{L}(S) = \{ \langle u, U, V_i \rangle, 1 \leq i \leq k, \forall v \in V_i, (u, v) \notin E \} \cup \langle u, U, V_{k+1} \rangle \quad (1)$$

This decision cuts the symmetries in the tree while reducing the number of branching factors at each level of the tree.

2.3 Predefined vertex order

We propose to consider a predefined ordering of the vertices, sorted by weight and then by degree. Vertices with higher weights are placed first. If two vertices have the same weight, then the vertex with the higher degree is placed first. This order is intuitively relevant for the WVCP because it is more important to place first the vertices with heavy weights which have the most impact on the score as well as the vertices with the highest degree because they are the most constrained decision variables. Such ordering has already been shown to be effective with greedy constructive approaches for the GCP [20] and the WVCP [4].

Moreover, this vertex ordering allows a simple score calculation while building the tree. Indeed, as the vertices are sorted by descending order of their weights, and the score of the WVCP only counts the maximum weight of each color group, with this vertex order, the score only increases by the value $w(v)$ when a new color group is created for the vertex v .

3 Monte Carlo Tree Search for weighted vertex coloring

The search tree presented in the last subsection can be huge, in particular for large instances. Therefore, in practice, it is often impossible to perform an exhaustive search of this tree, due to expensive computing time and memory requirements. We turn now to an adaptation of the MCTS algorithm for the WVCP to explore this search tree. MCTS keeps in memory a tree (hereinafter referred to as the MCTS tree) that only corresponds to the already explored nodes of the search tree presented in the last subsection. In the MCTS tree, a leaf is a node whose children have not yet all been explored while a terminal node corresponds to a complete solution. MCTS can guide the search

toward the most promising branches of the tree, by balancing exploitation and exploration and continuously learning at each iteration.

3.1 General framework

The MCTS algorithm for the WVCP is shown in Algorithm 1. The algorithm takes a weighted graph as input and tries to find a legal coloring S with the minimum score $f(S)$. The algorithm starts with an initial solution where the first vertex is placed in the first color group. This is the root node of the MCTS tree. Then, the algorithm repeats several iterations until a stopping criterion is met. At every iteration, one legal solution is completely built, which corresponds to walking along a path from the root node to a leaf node of the MCTS tree and performing a simulation (or playout/rollout) until a terminal node of the search tree is reached (when all vertices are colored).

Each iteration of the MCTS algorithm involves the execution of 5 steps to explore the search tree with legal moves (cf. Section 2):

1. **Selection** From the root node of the MCTS tree, successive child nodes are selected until a leaf node is reached. The selection process balances the exploration-exploitation trade-off. The exploitation score is linked to the average score obtained after having selected this child node and is used to guide the algorithm to a part of the tree where the scores are the lowest (the WVCP is a minimization problem). The exploration score is linked to the number of visits to the child node and will incite the algorithm to explore new parts of the tree, which have not yet been explored.
2. **Expansion** The MCTS tree grows by adding a new child node to the leaf node reached during the selection phase.
3. **Simulation** From the newly added node, the current partial solution is completed with legal moves, randomly or by using heuristics.
4. **Update** After the simulation, the average score and the number of visits of each node on the explored branch are updated.
5. **Pruning** If a new best score is found, some branches of the MCTS tree may be pruned if it is not possible to improve the best current score with it.

The algorithm continues until one of the following conditions is reached:

- there are no more child nodes to expand, meaning the search tree has been fully explored. In this case, the best score found is proven to be optimal.
- a cutoff time is attained. The minimum score found so far is returned. It corresponds to an upper bound of the score for the given instance.

3.2 Selection

The selection starts from the root node of the MCTS tree and selects children nodes until a leaf node is reached. At every level t of the MCTS tree, if the current node C_t corresponds to a partial solution $S = \{V_1, \dots, V_k, U\}$ with t vertices already colored and k colors used, there are l possible legal moves, with

Algorithm 1 MCTS algorithm for the WVCP

```

1: Input: Weighted graph  $G = (V, W, E)$ 
2: Output: The best legal coloring  $S^*$  found
3:  $S^* = \emptyset$  and  $f(S^*) = MaxInt$ 
4: while stop condition is not met do
5:    $C \leftarrow R$   $\triangleright$  Current node corresponding to the root node of the tree
6:    $S \leftarrow \{V_1, U\}$  with  $V_1 = \{v_1\}$  and  $U = V \setminus V_1$   $\triangleright$  Current solution
   initialized with the first vertex in the first color group
7:   /* Selection */  $\triangleright$  Section 3.2
8:   while  $C$  is not a leaf do
9:      $C \leftarrow \text{select\_best\_child}(C)$  with legal move  $\langle u, U, V_i \rangle$ 
10:     $S \leftarrow S \oplus \langle u, U, V_i \rangle$ 
11:   end while
12:   /* Expansion */  $\triangleright$  Section 3.3
13:   if  $C$  has a potential child, not yet open then
14:      $C \leftarrow \text{open\_first\_child\_not\_open}(C)$  with legal move  $\langle u, U, V_i \rangle$ 
15:      $S \leftarrow S \oplus \langle u, U, V_i \rangle$ 
16:   end if
17:   /* Simulation */  $\triangleright$  Section 3.4
18:   complete_partial_solution( $S$ )
19:   /* Update */  $\triangleright$  Section 3.5
20:   while  $C \neq R$  do
21:     update( $C, f(S)$ )
22:      $C \leftarrow \text{parent}(C)$ 
23:   end while
24:   if  $f(S) < f(S^*)$  then
25:      $S^* \leftarrow S$ 
26:     /* Pruning */  $\triangleright$  Section 3.6
27:     apply pruning rules
28:   end if
29: end while
30: return  $S^*$ 

```

$1 \leq l \leq k + 1$. Therefore, from the node C_t , l potential children $C_{t+1}^1, \dots, C_{t+1}^l$ can be selected.

If $l > 1$, the selection of the most promising child node can be seen as a multi-armed bandit problem [22] with l levers. This problem of choosing the next node can be solved with the UCT algorithm for Monte Carlo tree search by selecting the child with the maximum value of the following expression [18]:

$$\text{normalized_score}(C_{t+1}^i) + c \times \sqrt{\frac{2 * \ln(\text{nb_visits}(C_t))}{\text{nb_visits}(C_{t+1}^i)}}, \text{ for } 1 \leq i \leq l. \quad (2)$$

Here, $nb_visits(C)$ corresponds to the number of times the node C has been chosen to build a solution. c is a real positive coefficient allowing to balance the compromise between exploitation and exploration. It is set by default to the value of one¹. $normalized_score(C_{t+1}^i)$ corresponds to a normalized score of the child node C_{t+1}^i ($1 \leq i \leq l$) given by:

$$normalized_score(C_{t+1}^i) = \frac{rank(C_{t+1}^i)}{\sum_{i=1}^l rank(C_{t+1}^i)},$$

where $rank(C_{t+1}^i)$ is defined as the rank between 1 and l of the nodes C_{t+1}^i obtained by sorting from bad to good according their average values $avg_score(C_{t+1}^i)$ (nodes that seem more promising get a higher score). $avg_score(C_{t+1}^i)$ is the mean score on the sub-branch with the node C_{t+1}^i selected obtained after all previous simulations.

3.3 Expansion

From the node C of the MCTS tree reached during the selection procedure, one new child of C is open and its corresponding legal move is applied to the current solution. Among the unopened children, the node associated with the lowest color number i is selected. Therefore the child node needing the creation of a new color (and increasing the score) will be selected last.

3.4 Simulation

The simulation takes the current partial and legal solution found after the expansion phase and colors the remaining vertices. In the original MCTS algorithm, the simulation consists in choosing random moves in the set of all legal moves $\mathcal{L}(S)$ defined by equation (1) until the solution is completed. We call this first version *MCTS+Random*. As shown in the experimental section, this version is not very efficient as the number of colors grows rapidly. Therefore, we propose two other simulation procedures:

- a constrained greedy algorithm that chooses a legal move prioritizing the moves which do not locally increase the score of the current partial solution $S = \{V_1, \dots, V_k, U\}$:

$$\mathcal{L}^g(S) = \{ \langle u, U, V_i \rangle, 1 \leq i \leq k, \forall v \in V_i, (u, v) \notin E \} \quad (3)$$

It only chooses the move $\langle u, U, V_{k+1} \rangle$, consisting in opening a new color group and increasing the current score by $w(u)$, only if $\mathcal{L}^g(S) = \emptyset$. We call this version *MCTS+Greedy-Random*.

- a greedy deterministic procedure which always chooses a legal move in $\mathcal{L}(S)$ with the first available color i . We call this version *MCTS+Greedy*.

¹A sensitivity analysis of this important hyperparameter is shown in Section 5.3.

3.5 Update

Once the simulation is over, a complete solution of the WVCP is obtained. If this solution is better than the best recorded solution found so far S^* (i.e., $f(S) < f(S^*)$), S becomes the new global best solution S^* .

Then, a backpropagation procedure updates each node C of the whole branch of the MCTS tree which has led to this solution:

- the running average score of each node C of the branch is updated with the score $f(S)$:

$$avg_score(C) \leftarrow \frac{avg_score(C) \times nb_visits(C) + f(S)}{nb_visits(C) + 1} \quad (4)$$

- the counter of visits $nb_visits(C)$ of each node of the branch is increased by one.

3.6 Pruning

During an iteration of MCTS, three pruning rules are applied:

1. during expansion: if the score $f(S)$ of the partial solution associated with a node visited during this iteration of MCTS is equal or higher to the current best-found score $f(S^*)$, then the node is deleted as the score of a partial solution cannot decrease when more vertices are colored.
2. when the best score $f(S^*)$ is found, the tree is *cleaned*. A heuristic goes through the whole tree and deletes children and possible children associated with a partial score $f(S)$ equal or superior to the best score $f(S^*)$.
3. if a node is *completely explored*, it is deleted and will not be explored in the MCTS tree anymore. A node is said *completely explored* if it is a leaf node without children, or if all of its children have already been opened once and have all been deleted. Note that this third pruning step is recursive as a node deletion can result in the deletion of its parent if it has no more children, and so on.

These three pruning rules and the fact that the symmetries are cut in the tree by restricting the set of legal moves considered at each step (see Section 2.2) offer the possibility to explore the whole tree in a reasonable amount of time for small instances. This peculiarity of the algorithm makes it possible to obtain an optimality proof for such instances.

3.7 Toy example

Figure 2 displays one iteration of MCTS for the WVCP on a small graph with seven vertices named A–G with different weights between 2 and 9. On each diagram is displayed the current state of the partial coloring solution being constructed (right) and the current state of the search tree (left). In the search tree, each square represents a node and the number on the bottom right of

a square is the score of the corresponding partial solution. On top of each square are written the average score and the number of visits of each node. In addition to the root node (vertex A colored in blue), five nodes have already been opened in the search tree (five iterations of MCTS). The sixth iteration of MCTS proceeds as follows.

- **Selection:** from the root node, the only possible child corresponding to the vertex B in green is selected. From there, there are two options as vertex C can be colored in green or red. The most interesting option is chosen (vertex C in green) regarding the score and the number of visits of each child (cf. equation (2)). Then, the most promising leaf is selected (D in green).
- **Expansion:** From the node D in green, a new node is added to the tree. It corresponds to E in red (as it cannot take the color blue nor green).
- **Simulation:** From there, the solution is completed with a greedy algorithm to obtain a complete legal solution with a score of 24.
- **Update:** this score of 24 is back-propagated on the explored branch (update of the average score and the number of visits of each node in the branch).
- **Pruning:** Figure 3 presents the state of the tree after some iterations. As the best-found score is 24, every branch of the tree with a score upper or equal to 24 is deleted (indicated with a red cross).

4 Combining MCTS with Local Search

We now explore the possibility of improving the MCTS algorithm with local search. Coupling MCTS with a local search algorithm is motivated by the fact that after the simulation phase, the complete solution obtained can be close to a still better solution in the search space that could be discovered by local search. In this work, we present the coupling of MCTS with a baseline tabu search (TW) created for this work, as well as three *state of the art* local search algorithms, dedicated for the WVCP: AFISA [5], RedLS [6] and ILSTS [4].

During the simulation phase, the solution is first completed with a greedy algorithm and then improved by the local search procedure. Note that in the first version of this work published in [1], to stay consistent with the search tree learned by MCTS, we allowed the local search procedure to only move the vertices of the complete solution S which are still uncolored after the selection and expansion phases. However, we have realized in the meantime that blocking vertices for the local search can lead to a lot of time spent checking for blocked vertices in the complex neighborhood explored by the various local search procedures. It also leads to missing good opportunities to move in the search space. Therefore, in the new version of the algorithm presented in this paper, a more efficient version of the algorithm is presented where the vertices are not frozen during the local search. In this new version, when coupling MCTS with a local search algorithm, the resulting heuristic can be seen as an algorithm that attempts to learn a good starting point for the local search procedure,

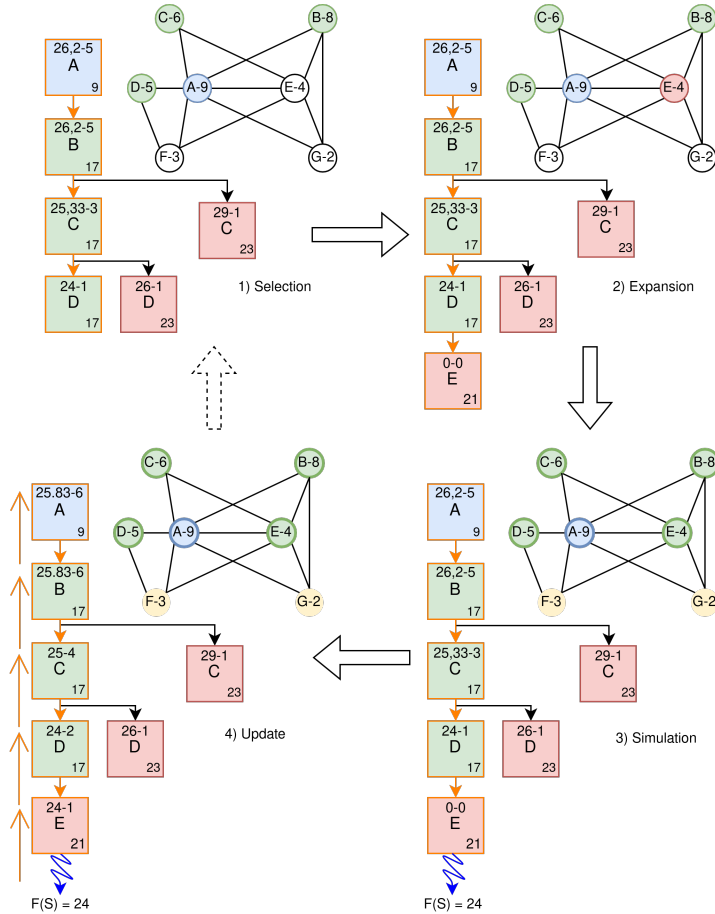


Fig. 2 Toy example of one MCTS iteration

by selecting different best promising backbones of partial solutions in every iteration during the selection phase.

As one iteration does not have the same meaning for each local search, we use a time limit of $t = 0.02 \times n$ seconds to perform the search, depending on the number of vertices n in the given instance. Once the local search procedure has reached the time limit, the score corresponding to the best legal solution obtained by the local search procedure is used to update all the nodes of the branch which has led to the simulation initiation. In the following subsections, the four different local search procedures used in this work are presented.

4.1 Basic tabu search

The first local search algorithm tested is a simple tabu search, named TabuWeight (TW), inspired by the classical TabuCol algorithm for the GCP [23]. Starting from a legal solution, TW improves it iteratively by using a

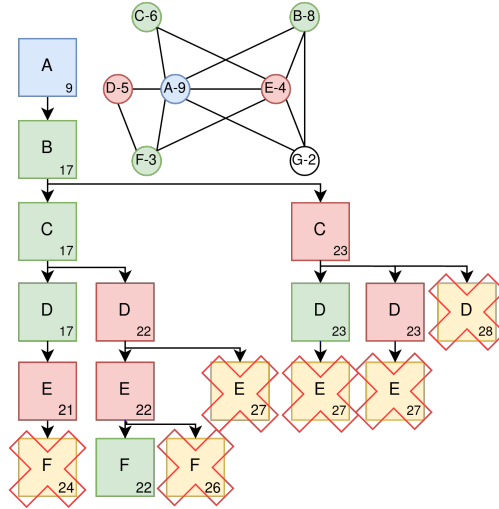


Fig. 3 Toy example of the search tree pruning

one move operator, which consists in moving a vertex from its color group to another color group, without creating conflicts. At each iteration, the best *one move* which is not forbidden by the tabu list is selected. Each time a move is performed, the reverse move is added to the tabu list and forbidden for the next tt iterations where tt is a parameter called tabu tenure. A tabu move can still be applied exceptionally if it leads to a solution, which is better than the best solution found so far (aspiration criterion).

4.2 Adaptive feasible and infeasible tabu search

AFISA [5] is a tabu search algorithm, which explores the candidate solutions by oscillating between illegal and legal search spaces². To prevent the search from going too far from legal boundaries, AFISA uses a controlling coefficient to adaptively makes the algorithm go back and forth between illegal and legal spaces. The controlling coefficient encourages the algorithm to handle in priority the vertices in conflicts before trying to reduce the WVCP score. AFISA uses the popular *one move* operator to explore the search space.

4.3 Local search with multiple operators

Like AFISA, RedLS [6] explores the illegal and legal search spaces. This algorithm uses the configuration checking strategy [24] that applies multiple improvements and perturbation strategies to explore the search space. At each iteration, RedLS perturbs the solution by moving all the heaviest vertices from one color group to another group, before minimizing the number of conflicts

²The illegal search space consists of solutions with conflicts (some adjacent vertices in the solution have the same color), while the legal search space consists of solutions without any conflicts.

to recover a new legal solution. It uses different variants of the *one move* operator to reduce the number of conflicts while keeping the WVCP score as low as possible. Each conflicting edge has a weight that is increased each time it is not resolved, to give priority to its resolution for the next iterations.

4.4 Iterated local search with tabu search

ILSTS [4] explores the legal and partial search spaces. From a complete solution, the ILSTS algorithm iteratively performs 2 steps: (i) it deletes the heaviest vertices from 1 to 3 color groups V_i and places them in the set of uncolored vertices U ; (ii) it improves the solution (i.e., minimizes the score $f(S)$) by applying different variants of the *one move* operator and the so-called *grenade* operator until the set of uncolored vertices U becomes empty. The *grenade* operator $grenade(u, V_i)$ consists in moving a vertex u to V_i , but first, each adjacent vertices of u in V_i is relocated to other color groups or in U to keep a legal solution.

5 Experimentation

This section first describes the experimental settings used in this work. Secondly, we experimentally verify the impacts of the different greedy coloring strategies used during the MCTS simulation phase. Thirdly, an analysis of exploration versus exploitation is performed. Lastly, the relevance of coupling MCTS with a local search procedure is studied.

5.1 Experimental settings and benchmark instances

A total of 188 instances are used for the experimental studies: 30 rxx graphs and 35 pxx graphs from matrix decomposition [7] and 123 from the DIMACS and COLOR competitions. Two pre-processing procedures were applied to reduce the graphs of the different instances. The first one comes from [6]: if the weight of a vertex of degree d is lower than the weight of the $d + 1$ th heaviest vertex from any clique of the graph, then the vertex can be deleted without changing the optimal WVCP score of this instance. The second one comes from [25] and is adapted to our problem: if all neighbors of a vertex v_1 are all neighbors with a vertex v_2 and the weight of v_2 is greater or equal to the weight of v_1 , then v_1 can be deleted as it can take the color of v_2 without impacting the score. All the original and reduced instances are available at https://github.com/Cyril-Grelier/gc_instances.

All presented algorithms are coded in C++, compiled, and optimized with the g++ 12.1 compiler. The source code of our algorithm (and reproduced local searches) is available at https://github.com/Cyril-Grelier/gc_wvcp_mcts with complete spreadsheets of the results. To solve each instance, 20 independent runs were performed on a computer equipped with an Intel Xeon ES 2630, 2,66 GHz CPU with a time limit of one hour, except for the exploration vs. exploitation coefficient tests where 5 to 15 hours were used. Running the

DIMACS Machine Benchmark procedure `dfmax`³ on our computer took 8.94 seconds to solve the instance `r500.5` using `gcc 12.1` without optimization flag.

In the following subsections, summary tables allowing general comparisons between the different versions of the algorithms are presented. Detailed results on each specific instance are reported in appendices [A.1](#) and [A.2](#).

The 188 instances have been separated into four sets: (i) **pxx**, with the 35 `pxx` instances from [7], (ii) **rxx**, with the 30 `rxx` instances from [7], (iii) **DIMACS_easy**, corresponding to the *easy* 59 DIMACS and COLOL instances which were solved optimally by the exact algorithm MWSS [11] or the MCTS greedy variants, reported in [4] (launched with a time limit of 10 hours for each instance), and (iv) **DIMACS_hard**, the 64 *hard* DIMACS instances which have never been solved optimally in the literature.

For all the different versions of the MCTS algorithm, the coefficient c , allowing to balance the compromise between exploitation and exploration is set to the value of one (cf. equation (2)). A sensitivity analysis of this important hyperparameter is conducted in Section [5.3](#).

5.2 Monte Carlo Tree Search with greedy strategies

Table 1 summaries the results of MCTS with greedy heuristics for its simulation (cf. Section [3.4](#)). Columns 1 and 2 show the instance sets and their size (a star is added if all the instances of the set have optimally been solved). Columns 3-8 show the number of instances for which each method can achieve the Best Known Score (BKS) from the literature. Some of the BKS come from [4] (1h runs) or [3] (many hours of calculation), otherwise, they come from our reproductions of the state of the art algorithms. The numbers indicated with a star and in parenthesis in this table correspond to the number of times the method can prove that the best score obtained is optimal.

Column 3 shows the results of a random algorithm (R) which colors each vertex one by one with a random color. Column 4 presents the results of the MCTS+Random algorithm with the random simulation (MCTS+R). Column 5 reports the results of the greedy random procedure alone (GR). This GR procedure colors each vertex one by one with a random already used color and opens a new color when it is mandatory. Column 6 reports the results of the MCTS algorithm using this simulation strategy (MCTS+GR). Column 7 corresponds to the deterministic greedy strategy (G). This strategy consists in always choosing the first available color for each vertex and opening new colors only if needed. Column 8 shows the results of MCTS+Greedy coupling MCTS with this deterministic greedy strategy (MCTS+G).

First, we observe that all the MCTS variants dominate the baseline greedy algorithms (R, G, and GR) in terms of the number of the BKS obtained, highlighting the relevance of combining the MCTS framework and search heuristics.

³<http://archive.dimacs.rutgers.edu/pub/dsj/clique/>

Table 1 Summary of the number of times the Best Known Score is reached for each algorithm. The values with a star indicate the number of times a score has been proved optimal. Values in bold highlight the best results for each line.

instances	I	R	MCTS+R	GR	MCTS+GR	G	MCTS+G
pxx	35*	1	34 (25*)	13	35 (25*)	13	35 (25*)
rxx	30*	0	1	0	20	2	11
DIMACS_easy	59*	3	32 (19*)	11	45 (20*)	8	35 (19*)
DIMACS_hard	64	0	7	2	8	1	6
Total	188	4	74 (44*)	26	108 (45*)	24	87 (44*)

With the coupled MCTS algorithms, almost all pxx instances are solved. The rxx instances are more difficult to solve except for the version MCTS+Greedy-Random. The instances from DIMACS_easy are partially solved by each MCTS variant. The instances from DIMACS_hard show a real difficulty for all these MCTS variants, because very few methods reach the BKS of the literature.

To better compare these different algorithms, and not only relying on the number of best-known scores achieved (that can sometimes be found by "chance"), we performed pairwise comparisons between the algorithms based on the average scores obtained on each instance as displayed in Table 2.

In Table 2, the numbers in each row correspond to the number of instances for which the method is significantly better than another (with a maximum of 188 instances). A method is said significantly better than another on a given instance if its average score measured over 20 runs is significantly better (t-test with a p-value below 0.001). The column *Total* corresponds to the number of times a method is better than another.

Table 2 Comparison between all greedy and MCTS variants. As an example, the row for MCTS+Random means that the method is better on 188 instances compared to the random procedure (R), on 165 instances compared to the Greedy-Random procedure (GR), and never compared to MCTS+Greedy-Random (MCTS+GR). Values in bold highlight the highest value between two methods, the variant MCTS+Greedy is more often (49 times) significantly better than MCTS+Greedy-Random (which is better than MCTS+Greedy 25 times).

	R	MCTS+R	GR	MCTS+GR	G	MCTS+G	Total
R	-	0	0	0	0	0	0/5
MCTS+R	188	-	165	0	95	1	3/5
GR	188	11	-	0	6	0	1/5
MCTS+GR	188	125	179	-	152	25	4/5
G	188	41	150	10	-	0	2/5
MCTS+G	188	122	179	49	160	-	5/5

Table 2 highlights the ranking of each method. Unsurprisingly, the pure random heuristic is completely dominated by all methods. The variant MCTS+Greedy is significantly better compared to the others. In particular,

it stays significantly better 49 times out of 188, versus 25 times in favor of the MCTS+Greedy-Random. Indeed, it seems that for the WVCP, the greedy procedure, forcing the heaviest vertices to be grouped in the first colors enables a better organization of the color groups. This is particularly true for the largest instances, where choosing random moves in the set of all legal moves is not very efficient as the number of color groups grows rapidly. It explains also why the variant MCTS+Random performs badly on larger or denser instances such as the rxx instances or some difficult DIMACS instances.

However, with the deterministic simulation of the MCTS+Greedy variant, there is no sampling of the legal moves like in the MCTS+Greedy-Random variant allowing greater exploration of the search space and a better estimation of the most promising branches of the search tree. This particularity of the MCTS+Greedy-Random variant allows us to find the BKS for more instances (see Table 1). Moreover, when exploring the results in the Appendix A.1, one can see that the R75_1gb instance from the DIMACS_easy set is proved optimal by MCTS+Greedy-Random but not by MCTS+Greedy. With stochastic help, the MCTS+Greedy-Random version can reach the best know score of 70, which leads to an early pruning of the tree that allows proving the optimality earlier.

5.3 Exploitation vs exploration coefficient analysis

One key element of the MCTS algorithm is the coefficient c balancing the compromise between exploration and exploitation in equation (2). In this subsection, we investigate the importance of this coefficient by varying it and presenting the evolution of the score over time. For this experimentation, we varied the coefficient c from 0 (no exploration) to 5 (encourage exploration). For each coefficient value, we performed 20 runs of the MCTS+Greedy-Random variant per instance during 5h per run (15h for the very large C2000.x instances)⁴.

Figure 4 displays 6 plots showing the evolution of the mean of the best scores over time for the instances DSJC500.5, latin_square_10, le450.25a, wap01a, C2000.5 and C2000.9 for the different values of the coefficient c . These 6 instances come from the set of DIMACS_hard instances and can be considered as very difficult.

Four typical patterns also seen for other instances are observed:

- P1: instances requiring a lot of exploration,
- P2: instances requiring more exploration than exploitation,
- P3: instances requiring more exploitation than exploration,
- P4: instances requiring a lot of exploitation.

The first pattern P1 is observed for the instance DSJC500.5 and also queen instances. For these instances, the lack of exploration leads to poor results, and better results are reached as the coefficient c increases. The pattern P2 is observed for the instance latin_square_10, but also for other instances such

⁴This longer execution time explains some differences with the sensitivity analysis of this parameter made in [1] with only 1h of computation time.

as flat1000 where the best score obtained in function of the coefficient c has a U-shape, with an optimal value of c between 1 and 2. This phenomenon can also be observed on instances such as C2000.5 and C2000.9 where it becomes quickly more interesting to explore up to a certain point. The pattern P3 found for the le450 instance shows the best results when there is only weak exploration, but the results are worse when c is set to zero.

In general, for the patterns P1, P2 and P3, having no exploration at all rapidly leads to a local minimum trap and it seems better to secure a minimum of diversity to reach a better score, while, for the pattern P4, found for the wap instances (very large instances), giving a chance to the exploration leads the algorithm to be lost in the search space. For very large instances, as the search tree is huge and cannot be sufficiently explored due to the time limit, it seems more beneficial for the algorithm to favor more intensification to better search for a good solution in a small part of the tree. To sum, the most suitable exploration vs exploitation coefficient thus depends on the instance considered. Finding the right general coefficient is a challenging task. In this work, We adopted the coefficient $c = 1$ for all other experiments.

5.4 Monte Carlo Tree Search with local search

This section studies the effects of the combination of MCTS with a local search heuristic. Table 3 summarizes the results of the local search procedures presented in Section 4 followed by the combination of MCTS with each of these local search procedures during the simulation phase. Each line presents the number of times a BKS is reached with the method. Note that the objective of these MCTS variants coupled with a local search procedure is not to prove optimality. For instances where the optimal score is known, MCTS and local search stop when this score is reached.

Table 3 Summary of the number of times the Best Known Score is reached for the local search procedures and MCTS combined with the different local search procedures. Values in bold highlight the best results for each line.

instances	I	AFISA	MCTS+AFISA	TW	MCTS+TW	RedLS	MCTS+RedLS	ILSTS	MCTS+ILSTS
pxx	35*	34	34	26	34	29	35	35	35
rxx	30*	5	6	7	17	7	26	30	30
DIMACS_easy	59*	55	58	42	54	54	58	58	58
DIMACS_hard	64	18	22	20	23	28	34	27	27
Total	188	112	120	95	128	118	153	150	150

We observe from this table that the local search procedure allowing to reach the highest number of BKS is ILTS, followed by RedLS. TW, AFISA, and RedLS also improve their results when coupled with the MCTS framework. In particular, the variant MCTS+RedLS finds the BKS for 34 difficult instances of the DIMACS_hard set and 153 instances over 188 in total, which is better than all other algorithms tested in this study. Moreover, it is worth noting that this combination allowed to find two new records for the difficult DIMACS instances le450_15a and queen12_12gb that were never reported in the literature (see detailed results in Tables 15 and 16). It highlights that the MCTS

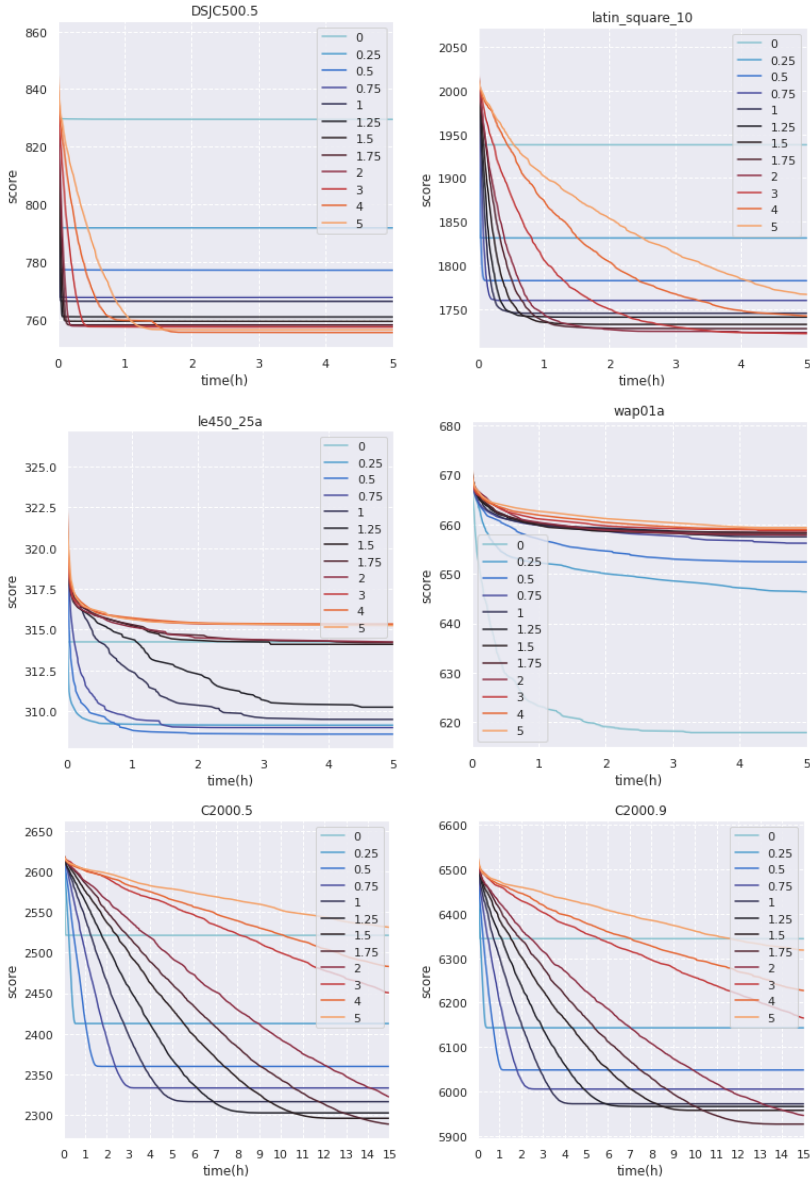


Fig. 4 Plots of the evolution of the means of the scores over time for different values of the coefficient c between 0 and 5, for the instances DSJC500.5, latin_square_10, le450_25a, wap01a, C2000.5, and C2000.9. For each configuration, 20 runs are launched with the MCTS+Greedy-Random variant for 5h and 15h for the C2000 instances.

framework proposed in this paper can help a local search algorithm such as RedLS to continuously find new promising starting points in the search space.

However, when coupled with the ILSTS algorithm (variant MCTS+ILTS), it does not seem to improve the results. It may be explained by the fact

that ILSTS is an iterated local search algorithm already integrating various perturbation mechanisms allowing to escape local optima. Therefore, finding new good starting points in the search space guided by MCTS seems less interesting for ILSTS than for other local search procedures such as TW, AFISA, and RedLS.

Table 4 shows pairwise comparisons between all the MCTS variants and all the local search procedures.

Table 4 Comparison between all the MCTS (MC) variants and all the local search procedures. Each row corresponds to the number of times the method of the row is significantly better than the method on the column on the 188 instances. NOT CLEAR, REPHRASE For example, out of 188 instances, TW is better than MCTS+TW on 24 instances, 43 times against RedLS and 5 times against MCTS+RedLS. Values in bold means that method *a* is more often better than method *b* when we look at how many time *b* is significantly better than *a*. The Total column corresponds to the number of times a method is in bold on the line.

	MCTS+GR	MCTS+G	AFISA	MCTS+AFISA	TW	MCTS+TW	RedLS	MCTS+RedLS	ILSTS	MCTS+ILSTS	Total
MCTS+GR	-	25	43	30	50	15	55	2	7	12	0/9
MCTS+G	49	-	54	48	60	28	56	10	16	24	4/9
AFISA	45	35	-	22	33	14	34	1	12	18	1/9
MCTS+AFISA	56	47	62	-	62	6	66	3	1	8	4/9
TW	60	55	56	40	-	24	43	5	18	27	2/9
MCTS+TW	74	62	76	64	73	-	76	7	13	25	6/9
RedLS	62	68	62	43	61	38	-	15	28	33	4/9
MCTS+RedLS	95	94	103	73	104	65	97	-	39	43	9/9
ILSTS	90	79	88	71	83	45	81	13	-	37	8/9
MCTS+ILSTS	84	77	80	62	74	36	80	13	0	-	7/9

When comparing the performances of the local search algorithms by looking at the number of times they are significantly better than the others in terms of average score, AFISA and TW switch their ranks, and RedLS and ILSTS keep the second and first place.

When comparing MCTS+Greedy-Random and MCTS+Greedy to the local search or MCTS+local_search variants, MCTS+Greedy-Random does not show much success compared to MCTS+Greedy, which has better results more often against AFISA, MCTS+AFISA, and TW for a few more instances.

The MCTS+local_search variants always improve the number of BKS found and are more often significantly better than the corresponding local search only, except for ILSTS, which is better on its own and dominates the MCTS+ILSTS variant.

The variant MCTS+RedLS is significantly better than the other methods, even compared to ILSTS only. These results indicate that combining MCTS with a local search is of interest to improve the underlying local search procedures such as AFISA, TW, and RedLS.

6 Conclusions

In this work, we investigated Monte Carlo Tree Search applied to the weighted vertex coloring problem. We studied different greedy strategies and local searches used for the simulation phase. Our experimental results lead to three conclusions.

When the instance is large and when a time limit is imposed, MCTS does not have the time to learn promising areas in the search space and it seems more beneficial to favor more intensification, which can be done in three different ways: (i) by lowering the coefficient which balances the compromise between exploitation and exploration during the selection phase, (ii) by using a dedicated heuristic exploiting the specificity of the problem (grouping in priority the heaviest vertices in the first groups of colors), (iii) and by using a local search procedure to improve the complete solution.

Conversely, for small instances, it seems more beneficial to encourage more exploration, to avoid getting stuck in local optima. It can be done, by increasing the coefficient, which balances the compromise between exploitation and exploration, and by using a simulation strategy with more randomness, which favors more exploration of the search tree and also allows a better evaluation of the most promising branches of the MCTS tree. For these small instances, the MCTS algorithm can provide some optimality proofs.

For medium instances, it seems important to find a good compromise between exploration and exploitation. For such instances, coupling the MCTS algorithm with a local search procedure allows finding better solutions, which cannot be reached by the MCTS algorithm or the local search alone.

Other future works could be envisaged. For example, an interesting study would be to automatically choose the balance coefficient between exploitation and exploration on the fly when solving each specific instance. It could also be interesting to use a more adaptive approach to trigger the local search, or to use a machine-learning algorithm to guide the search toward more promising branches of the search tree.

Acknowledgements

We would like to thank Dr. Wen Sun [5], Dr. Yiyuan Wang, [6] and Pr. Bruno Nogueira [4] for sharing their codes. We also thank the organizers and editors of Evostar 2022 to give us the opportunity to present this extended version of our conference paper [1] for this Topical Issue of the SN Computer Science journal. This work was granted access to the HPC resources of IDRIS (Grant No. 2020-A0090611887) from GENCI and the Centre Régional de Calcul Intensif des Pays de la Loire (CCIPL).

Authors' contributions

C. Grelier developed the code, prepared the reduced instances, and performed the tests. O. Goudet and J.K. Hao planned and supervised the work. All the authors contributed to the analysis and the writing of the manuscript.

Conflict of Interest

The authors declare that they have no conflicts of interest.

Availability of data set, code, and results

The instances used in this work are available at https://github.com/Cyril-Grelier/gc_instances. The codes of the tested methods and their detailed results are available at https://github.com/Cyril-Grelier/gc_wvcp_mcts.

References

- [1] Grelier, C., Goudet, O., Hao, J.-K.: On monte carlo tree search for weighted vertex coloring. In: Pérez Cáceres, L., Verel, S. (eds.) *Evolutionary Computation in Combinatorial Optimization. Lecture Notes in Computer Science*, vol. 13222, pp. 1–16 (2022)
- [2] Lewis, R.: *Guide to Graph Colouring: Algorithms and Applications*. Springer, (2021)
- [3] Goudet, O., Grelier, C., Hao, J.-K.: A deep learning guided memetic framework for graph coloring problems. arXiv:2109.05948 [cs] (2021)
- [4] Nogueira, B., Tavares, E., Maciel, P.: Iterated local search with tabu search for the weighted vertex coloring problem. *Computers & Operations Research* **125**, 105087 (2021)
- [5] Sun, W., Hao, J.-K., Lai, X., Wu, Q.: Adaptive feasible and infeasible tabu search for weighted vertex coloring. *Information Sciences* **466**, 203–219 (2018)
- [6] Wang, S., Yiyuanand Cai, Pan, S., Li, X., Yin, M.: Reduction and local search for weighted graph coloring problem. In: *The Thirty-Fourth AAAI Conference on Artificial Intelligence, AAAI 2020, New York, NY, USA, February 7-12, 2020*, pp. 2433–2441 (2020)
- [7] Prais, M., Ribeiro, C.C.: Reactive grasp: An application to a matrix decomposition problem in tdma traffic assignment. *INFORMS Journal on Computing* **12**(3), 164–176 (2000)

- [8] Pemmaraju, S.V., Raman, R.: Approximation algorithms for the max-coloring problem. In: Caires, L., Italiano, G.F., Monteiro, L., Palamidessi, C., Yung, M. (eds.) *Automata, Languages and Programming*. Lecture Notes in Computer Science, pp. 1064–1075 (2005)
- [9] Furini, F., Malaguti, E.: Exact weighted vertex coloring via branch-and-price. *Discrete Optimization* **9**(2), 130–136 (2012)
- [10] Malaguti, E., Monaci, M., Toth, P.: Models and heuristic algorithms for a weighted vertex coloring problem. *Journal of Heuristics* **15**(5), 503–526 (2009)
- [11] Cornaz, D., Furini, F., Malaguti, E.: Solving vertex coloring problems as maximum weight stable set problems. *Discrete Applied Mathematics* **217**, 151–162 (2017)
- [12] Zhou, Y., Duval, B., Hao, J.-K.: Improving probability learning based local search for graph coloring. *Applied Soft Computing* **65**, 542–553 (2018)
- [13] Zhou, Y., Hao, J.-K., Duval, B.: Frequent pattern-based search: A case study on the quadratic assignment problem. *IEEE Transactions on Systems, Man, and Cybernetics: Systems* **52**(3), 1503–1515 (2022)
- [14] Gelly, S., Wang, Y., Munos, R., Teytaud, O.: Modification of uct with patterns in monte-carlo go. PhD thesis, INRIA (2006)
- [15] Browne, C.B., Powley, E., Whitehouse, D., Lucas, S.M., Cowling, P.I., Rohlfshagen, P., Tavener, S., Perez, D., Samothrakis, S., Colton, S.: A survey of monte carlo tree search methods. *IEEE Transactions on Computational Intelligence and AI in Games* **4**(1), 1–43 (2012)
- [16] Silver, D., Huang, A., Maddison, C.J., Guez, A., Sifre, L., van den Driessche, G., Schrittwieser, J., Antonoglou, I., Panneershelvam, V., Lanctot, M., et al.: Mastering the game of go with deep neural networks and tree search. *Nature* **529**(7587), 484–489 (2016)
- [17] Edelkamp, S., Greulich, C.: Solving physical traveling salesman problems with policy adaptation. In: *2014 IEEE Conference on Computational Intelligence and Games*, pp. 1–8 (2014). IEEE
- [18] Jooker, J., Leyman, P., De Causmaecker, P., Wauters, T.: Exploring search space trees using an adapted version of monte carlo tree search for combinatorial optimization problems. arXiv:2010.11523 [cs, math] (2020)
- [19] Cazenave, T., Negrevergne, B., Sikora, F.: Monte carlo graph coloring. In: *Monte Carlo Search 2020, IJCAI Workshop* (2020)

- [20] Brélaz, D.: New methods to color the vertices of a graph. *Communications of the ACM* **22**(4), 251–256 (1979)
- [21] Kubale, M., Jackowski, B.: A generalized implicit enumeration algorithm for graph coloring. *Communications of the ACM* **28**(4), 412–418 (1985)
- [22] Lai, T.L., Robbins, H.: Asymptotically efficient adaptive allocation rules. *Advances in Applied Mathematics* **6**(1), 4–22 (1985)
- [23] Hertz, A., de Werra, D.: Using tabu search techniques for graph coloring. *Computing* **39**, 345–351 (1987)
- [24] Cai, S., Su, K., Sattar, A.: Local search with edge weighting and configuration checking heuristics for minimum vertex cover. *Artificial Intelligence* **175**(9), 1672–1696 (2011)
- [25] Cheeseman, P., Kanefsky, B., Taylor, W.M.: Where the really hard problems are. In: *Proceedings of the 12th International Joint Conference on Artificial Intelligence - Volume 1*, pp. 331–337 (1991)

A Appendix

In this Appendix, we present the detailed results on each instance of the different algorithms presented in this paper. In each of the following tables, the first column is the instance name followed by the number of vertices, the number of edges, and the best-known scores of the literature. Then for each method, are displayed the best score, the average score (out of 20 runs), and the average execution time in seconds required to reach the best score.

Best-known scores that are proved optimal are indicated with a star (*) next to the score. Scores in bold means that the score is equal to the BKS, except two times in Tables 15 and 16 when the proposed variant MCTS+RedLS improves the BKS on le450_15a and queen12_12gb (which are indicated with a plus (+)). More readable spreadsheets of those tables (with some more information) can be found in the GitHub repository https://github.com/Cyril-Grelier/gc_instances (follow the indications in the README file).

A.1 Detailed results of MCTS coupled with greedy strategies

Tables 5- 10 report the detailed results for the MCTS variants combined with the greedy strategies (cf. Section 5.2).

A.2 Detailed results of MCTS coupled with local search procedures

Tables 11- 16 report the detailed results for the MCTS variants combined with the local search procedures (cf. Section 5.2).

Table 5 Results on pxx instances for Greedy and MCTS+Greedy methods.

instance	V	E	BKS		Random		MCTS+Random		Greedy+Random		MCTS+Greedy+Random		Greedy		MCTS+Greedy					
			best	time	best	avg	time	best	avg	time	best	avg	time	best	avg	time	best	avg	time	
p06	16	38	565*	853.9	0	565	565.2	0	565	579	0	565*	585	0	565*	565	0			
p07	24	92	3771*	4227	4943.7	0	3771*	3771	0	3846	3951.6	0	3771*	3849	0	3771*	3771	0		
p08	24	92	4049*	4780	5607.1	0	4049*	4056.5	0	4239	4349.1	0	4049*	4294	0	4049*	4049	0		
p09	25	100	3388*	3945	5330	0	3388*	3388	0	3443	3557.2	0	3388*	3496	0	3388*	3388	0		
p10	16	32	3983*	4055	4956.9	0	3983*	3983	0	3983	3986.9	0	3983*	3983	0	3983*	3983	0		
p11	18	48	3380*	3460	4192.5	0	3380*	3380	0	3380	3389	0	3380*	3380	0	3380*	3380	0		
p12	26	90	657*	796	1143.2	0	657*	658.5	0	657	758.5	0	657*	657	0	657*	657	0		
p13	34	160	3220*	3691	4699.7	0	3220*	3220	0	3387	3387.6	0	3220*	3220	0	3220*	3220	0		
p14	31	110	3157*	3829	4906.1	0	3157*	3157	0	3157	3403.7	0	3157*	3172	0	3157*	3157	0		
p15	34	136	341*	441	548	0	341*	341	0	376	380.9	0	341*	383	0	341*	341	0		
p16	34	134	2343*	2848	3639.3	0	2343*	2343	0	2348	2478.8	0	2343*	2416	0	2343*	2343	0		
p17	37	161	3281*	3931	5227.9	0	3281*	3281	0	3281	3584.7	0	3281*	3642	0	3281*	3281	0		
p18	35	143	3228*	3982	5021.9	0	3228*	3228	0	3339	3524	0	3228*	3348	0	3228*	3228	0		
p19	36	156	3710*	3960	4668	0	3710*	3710	0	3710	3727.5	0	3710*	3710	0	3710*	3710	0		
p20	37	142	1830*	2290	3004	0	1830*	1830	0	1910	1962.5	0	1830*	1930	0	1830*	1830	0		
p21	38	155	3660*	4400	5325	0	3660*	3660	0	3830	3923	0	3660*	3830	0	3660*	3660	0		
p22	38	154	1912*	2237	2831.9	0	1912*	1912	6.5	1935	2003.5	0	1912*	1935	0	1912*	1912	0		
p23	44	204	3770*	4880	5852.5	0	3770*	3770	4	3940	4043.5	0	3770*	3960	0	3770*	3770	1		
p24	34	104	661*	819	998.4	0	661*	661	2.2	676	705.8	0	661*	661	0	661*	661	0.3		
p25	36	120	504*	620	765.7	0	504*	504	0.8	504	552	0	504*	504	0	504*	504	0		
p26	37	131	520*	592	811.2	0	520*	520	0.1	520	535.3	0	520*	520	0	520*	520	0		
p27	44	174	216*	302	356.8	0	216	216	0	218	233.9	0	216	259	0	216	216	0		
p28	44	164	1729*	2239	2836.8	0	1729*	1729	301.6	1749	1821.9	0	1729*	1729	0	1729*	1729	0		
p29	53	254	3470*	3470	3830	0	3470*	3470	0	3470	3470	0	3470*	3470	0	3470*	3470	0		
p30	60	317	4891*	5353	6337	0	4891*	4891	2.8	4902	4918.7	0	4891*	4929	0	4891*	4891	0		
p31	47	179	620*	625	694.5	0	620*	620	0	620	620	0	620*	620	0	620*	620	0		
p32	51	221	2480*	3030	3736.8	0	2480*	2483.5	113.2	2480	2505	0	2480	2480	0	2480	2480	0		
p33	56	258	3018*	3932	4559.4	0	3018*	3030	44.4	3118	3210.6	0	3018	3018	0	3018	3018	0		
p34	74	421	1980*	2410	2989	0	1980	1987.5	1	1990	2027.5	0	1980	1990	0	1980	1980	0		
p35	86	566	2140*	2740	3146	0	2140	2140	4.6	2180	2248	0	2140	2170	0	2140	2140	0.1		
p36	101	798	7210*	7940	8868.2	0	7210	7210	16.9	7210	7254.2	0	7210	7210	0	7210	7210	0.2		
p38	87	537	2130*	3239.4	0	2130	2143.5	601.6	2180	2224	0	2130	2170	0	2130	2130	0			
p40	86	497	4984*	6172	7489.4	0	4984	4991.7	49.9	4988	5093.4	0	4984	5020	0	4984	4984	0		
p41	116	900	2688*	3377	3993.8	0	2688	2709.6	198.2	2711	2798.1	0	2688	2724	0	2688	2688	0		
p42	138	1186	2466*	3567	4195.8	0	2489	2514.1	1.6	2484	2546	0	2466	2517	0	2466	2466	0		
nb total best			1/35			34/35			13/35			35/35			13/35			35/35		
nb total optima			0/35			25/35			0/35			25/35			0/35			25/35		

Table 7 Results on DIMACS instances with proven optima for Greedy and MCTS+Greedy methods (1/2).

instance	V	E	BKS	Random		MCTS+Random		Greedy+Random		MCTS+Greedy+Random		Greedy		MCTS+Greedy			
				best	time	best	time	best	time	best	time	best	time	best	time		
DSJ125.9g	125	6961	169*	207	217.8	0	172	176.6	180	186.4	0	171	172.7	182	182	173	1
DSJ125.9gb	125	6961	604*	732	765.6	0	614	631.9	647	669.1	0	614	617.5	656	656	621	1
DSJC250.9	250	27897	934*	1231	1265.5	0	1009	1029.2	16	1059	1092.2	0	975	987.4	1078	982	12.1
GEOM100	97	530	65*	104	119.4	0	66	67.8	68	72.8	0	65	65.3	71	71	65	50.6
GEOM100a	97	957	89*	125	135	0	91	94.3	96	102.3	0	89	90	101	101	91	1.2
GEOM100b	97	1030	32*	45	50.1	0	32	34.5	35	37.4	0	32	35	36	36	32	1
GEOM110	107	619	68*	110	129.6	0	70	73.1	4	73.8	0	68	68	73	69	69	83.5
GEOM110a	108	1182	97*	136	149.5	0	102	105.3	108	111.5	0	98	100	110	110	100	732.9
GEOM110b	107	1234	37*	47	54.5	0	38	38.1	39	40.5	0	37	37.4	40	40	38	0
GEOM120	117	754	72*	111	127.2	0	75	76.9	77	81.7	0	72	72.5	80	80	72	0
GEOM120a	118	1406	105*	150	159.2	0	109	111.5	118	121.8	0	106	106.6	120	120	105	1365.9
GEOM120b	118	1477	35*	52	57	0	38	38.5	40	41.7	0	36	37	40	40	37	37.5
GEOM20	17	19	33*	33	37.5	0	33*	33	33	33	0	33*	33	33	33	33	0
GEOM20a	12	19	33*	33	35.5	0	33*	33	33	33	0	33*	33	33	33	33	0
GEOM20b	15	25	8*	9	13.7	0	8*	8.1	9	9	0	8*	8	9	9	8	0
GEOM30	21	36	32*	32	36	0	32*	32	32	32	0	32*	32	32	32	32	0
GEOM30a	28	78	42*	43	56	0	42*	42	43	43.5	0	42*	42	42	42	42	0
GEOM30b	25	68	12*	16	21.5	0	12*	12	13	14.8	0	12*	12	14	14	12	0
GEOM40	34	67	37*	39	50.4	0	37*	37	37	38	0	37*	37	40	40	37	0
GEOM40a	40	146	49*	58	68.4	0	49*	49	49	50.6	0	49*	49	49	49	49	0
GEOM40b	37	147	16*	21	26.3	0	16*	16	17	17.6	0	16*	16	17	17	16	1
GEOM50	47	121	40*	48	67.2	0	40*	40	40	40.3	0	40*	40	40	40	40	0
GEOM50b	47	240	18*	26	30.6	0	18	18.3	18	19.6	0	18	18	19	19	18	0
GEOM60	57	350	23*	32	36.5	0	23	23	23	25.4	0	23	23	25	25	23	0
GEOM70	68	264	47*	74	89.3	0	48	50.9	51	51.8	0	47	47	51	51	47	21.7
GEOM70a	68	441	73*	95	108.4	0	73	74.2	76	79	0	73	73	77	77	74	0
GEOM70b	65	454	24*	35	40	0	25	25.4	26	27.3	0	24	24.4	25	25	25	0
GEOM80	79	346	66*	81	91.7	0	66	66	67	68.5	0	66	66	67	67	66	0
GEOM80a	78	594	76*	97	109.7	0	78	79	79	81.6	0	76	76	81	81	76	1
GEOM80b	75	624	27*	37	43.8	0	28	28.8	29	30.4	0	28	28	30	30	28	0
GEOM90	86	420	61*	82	107	0	62	66.3	66	66.8	0	61	61.1	66	66	65	0
GEOM90a	87	549	73*	102	116.5	0	75	77	79	81.6	0	74	74	79	79	76	1
GEOM90b	88	847	30*	41	46.8	0	31	31.6	31	34	0	30	30.1	35	35	31	0
R100-1g	99	506	21*	46	58.5	0	24	25.6	26	28.4	0	22	22.7	26	26	23	0

Table 8 Results on DIMACS instances with proven optima for Greedy and MCTS+Greedy methods (2/2).

instance	V	E	BKS	Random		MCTS+Random		Greedy+Random		MCTS+Greedy+Random		Greedy		MCTS+Greedy							
				best	avg	time	best	avg	time	best	avg	time	best	avg	time	best	avg	time			
R100.1g	99	506	21*	46	58.5	0	24	25.6	703.2	26	28.4	0	22	22.7	1743.5	26	26	0	23	23	0
R100.1gb	99	506	81*	163	212.7	0	88	96.5	270	100	110.6	0	84	87.7	0	95	95	0	88	88	0
R100.1g	100	4438	141*	180	187.3	0	143	146.4	177	150	155.1	0	143	143.8	5.3	151	151	0	142	142	2
R100.9gb	100	4438	518*	644	669.2	0	526	535.8	3324	551	560.9	0	518	520.8	156.8	558	558	0	526	526	2335.6
R50.1g	46	102	14*	24	35.8	0	14*	14	1.9	14	14.8	0	14*	14	0	15	15	0	14*	14	0
R50.1gb	46	102	53*	102	127.2	0	53*	53	0.4	55	60.5	0	53*	53	0	56	56	0	53*	53	0
R50.5g	50	612	37*	54	60.6	0	37*	37	201.2	40	43	0	37*	37	0.3	42	42	0	37*	37	0
R50.5gb	50	612	135*	184	217.9	0	135*	135	281.6	145	159.2	0	135*	135	248.2	158	158	0	135*	135	136.1
R50.9g	50	1092	74*	88	96.2	0	74*	74	25.4	78	80.9	0	74*	74	0	81	81	0	74*	74	0
R50.9gb	50	1092	262*	311	332.6	0	262*	262	13.1	273	282.2	0	262*	262	0	277	277	0	262*	262	0
R75.1g	69	249	18*	37	47.5	0	18*	20.1	1849	21	23.3	0	18*	19.5	2713.3	22	22	0	18*	18	716
R75.1gb	69	249	70*	139	179.6	0	74	77.8	87	83	93.5	0	70*	73.8	1454	91	91	0	72	72	687.6
R75.5g	75	1407	51*	77	85.2	0	53	54.6	990.3	58	62	0	53	53	100.3	54	54	0	52	52	937.3
R75.5gb	75	1407	186*	277	303.8	0	186	197.7	1969	213	230.9	0	192	192	368.2	221	221	0	192	192	0
R75.9g	75	2513	110*	130	136.6	0	110	111.5	461.7	116	117.2	0	110	110	76	117	117	0	110	110	13
R75.9gb	75	2513	396*	455	487.2	0	398	401.6	1195.6	415	427.9	0	396	397.6	989	431	431	0	396	396	38
miles1000	124	3101	431*	470	495.2	0	445	445.4	6.2	448	457.5	0	434	436.1	59	445	445	0	440	440.7	2970.8
miles1500	121	4723	797*	807	829.4	0	797	797	0.1	797	811	0	797	797	0	799	799	0	797	797	0.4
miles250	105	330	102*	146	160.4	0	102	102	795.1	113	118	0	102	102	52.2	115	115	0	102	102	9.9
miles500	124	1131	260*	284	307.1	0	260	261.4	174.4	269	272.1	0	260	260.7	51	266	266	0	266	266	0
mulsol.i.5	110	2269	367*	406	430.9	0	367	367	287.3	372	378.6	0	367	367	17.8	367	367	0	367	367	0
myciel5g	47	236	22*	38	46.1	0	22*	22	657.6	23	23.9	0	22*	22	0	23	23	0	22*	22	0
myciel5gb	47	236	69*	120	151.1	0	69*	69	61	75	78.3	0	69*	69	11.2	75	75	0	69*	69	0
zeroin.i.1	95	2730	511*	537	558.5	0	511	511	0.2	511	517.5	0	511	511	0	518	518	0	511	511	0
zeroin.i.2	101	2129	336*	377	409.1	0	336	336.8	9.8	339	340.9	0	336	336	0	336	336	0	336	336	0
zeroin.i.3	101	2129	298*	343	374.5	0	299	300.3	106.2	299	306.1	0	298	298	3.4	302	302	0	300	300	0
nb total best				3/59			32/59			11/59			45/59			8/59			35/59		
nb total optin				0/59			19/59			0/59			20/59			0/59			19/59		

Table 9 Results on DIMACS instances with unknown optima for Greedy and MCTS+Greedy methods (1/2).

instance	V	E	BKS	Random			MCTS+Random			Greedy+Random			MCTS+Greedy+Random			Greedy			MCTS+Greedy		
				best	avg	time	best	avg	time	best	avg	time	best	avg	time	best	avg	time	best	avg	time
C2000.5	2000	999836	2151	3401	3443	0	3184	3210	3528	2655	2689.7	0	2523	2543.6	3436	2470	2470	2368	2371.5	3326.8	
C2000.9	2000	1799532	5486	7465	7553.8	0	7066	7175.7	3446	6668.3	0	6276	6305	3455	6449	6449	6184	6192.9	3528		
DSJC1000.1	1000	49629	300	745	859.8	0	410	450.8	3536	411	424.5	0	333	337.7	1231	362	330	330	1097.8		
DSJC1000.5	1000	249826	1201	1898	1971	0	1382	1399.4	3270	1491	1513.7	0	1285	1294.5	2179	1388	1388	1295	1295	6130.8	
DSJC1000.9	1000	449449	2851	3838	3906.3	0	3160	3203.2	2944	3351	3389.7	0	3053	3069.4	1393	3286	3286	3065	3065	3130.8	
DSJC125.1gb	125	736	90	203	250.3	0	104	110.8	449.5	115	124.9	0	95	98.7	1	123	123	97	97	246.3	
DSJC125.1g	125	736	23	576	69	0	26	28.6	1001.5	29	32	0	25	25.5	21.5	29	29	25	25	0	
DSJC125.5gb	125	3891	240	376	394.8	0	258	270.8	14	277	297.4	0	252	257.1	362.7	280	280	253	253	9	
DSJC125.5g	125	3891	71	112	121	0	76	79.8	88	84	89.2	0	74	74.9	74.2	83	83	73	73	5	
DSJC250.1	250	3218	127	294	363	0	154	163.2	41	172	180.1	0	137	142	10	162	162	140	140	14	
DSJC250.5	250	15068	392	643	669.1	0	447	457.9	389.5	484	506.5	0	419	428.5	737	477	477	425	425	1377.8	
DSJC500.1	500	12458	184	455	541.8	0	240	246.9	507	251	261.5	0	204	207.6	141.5	224	224	208	208	2192.9	
DSJC500.5	500	62624	686	1138	1185.7	0	816	827	545	883	901.1	0	753	766.3	166	840	840	757	757	243.2	
DSJC500.9	500	112437	1662	2241	2290	0	1830	1857.7	147	1931	1979.3	0	1758	1788.7	96	1916	1916	1788	1788	250.5	
DSJPR500.1	496	3523	169	332	385.8	0	175	184.3	348	183	192.9	0	169	169	347.9	187	187	177	177	1	
flat1000.50.0	1000	245000	924	1861	1915.8	0	1341	1356.7	3551	1432	1469	0	1241	1253.8	1908	1350	1350	1259	1265.5	3563	
flat1000.60.0	1000	245830	1198	1905	1980.2	0	1382	1399.5	3259	1496	1514.3	0	1282	1293.7	1298.5	1388	1388	1264	1266.8	3512.4	
flat1000.76.0	1000	246708	1181	1885	1932	0	1355	1377.2	3457	1469	1486.2	0	1257	1270.8	2460	1366	1366	1258	1260.6	3591	
GEOM50a	49	230	65	78	90.3	0	65	65	42	66	68.7	0	65	65	66	66	66	65	65	0	
GEOM60a	59	330	73	89	101.2	0	73	73	42	73	75.3	0	73	73	0	74	74	73	73	376.6	
GEOM60	58	182	43	64	77.2	0	43	43	17.2	44	45	0	43	43	0	44	44	43	43	1394.9	
inltx.i.1	364	12957	569	677	714	0	569	570.9	2889.6	569	569	0	569	569	3198	569	569	569	569	0	
inltx.i.2	352	8637	329	489	556.3	0	333	337.9	826	345	360.6	0	332	333.8	3198	330	330	330	330	0	
inltx.i.3	343	8398	337	531	582	0	341	345.9	999	357	376.2	0	340	343.1	1874	339	339	339	339	0	
latin_square_10	900	307350	1480	2802	2889.8	0	1868	1899.5	2167	2101	2160.8	0	1720	1745.5	1156	1876	1876	1717	1717	3306.2	
le450.15a	449	8166	213	435	516.3	0	253	261.4	1341	271	286.9	0	226	233	2096	252	252	233	233	1352.8	
le450.15b	446	8161	216	434	515.4	0	250	260.6	811	267	281.4	0	236	237.9	153	254	254	231	231	2050.2	
le450.15c	450	16680	275	549	606.5	0	332	340.9	751	358	371.9	0	299	306.1	1364	339	339	303	303	2472.4	
le450.15d	450	16750	272	550	594	0	328	336.1	991	361	371.1	0	294	299.9	648	332	332	297	297	749.3	
le450.25a	445	8246	306	469	527.5	0	311	320.5	969	337	346.5	0	308	312.9	1478	321	321	311	311	1644.8	
le450.25b	447	8255	307	458	499.6	0	309	312.7	1066.5	318	327.6	0	308	309	3334.5	312	312	309	309	0	
le450.25c	450	17343	342	609	652.5	0	394	399.1	1835.5	425	440.6	0	373	373.3	2528	398	398	369	369.2	2871.2	
le450.25d	450	17425	330	592	640.5	0	383	392.2	1728	425	434.4	0	353	362.6	2048	406	406	358	358.4	2826.5	

Table 13 Results on DIMACS instances with proven optima for LS and MCTS+LS methods (1/2).

instance	V	E	BKS	AFISA		MCTS+AFISA		TabuWeight		MCTS+TabuWeight		ReedLS		MCTS+ReedLS		ILSTS		MCTS+ILSTS			
				best	avg	best	avg	best	avg	best	avg	best	avg	best	avg	best	avg	best	avg	best	avg
DS1C125.9g	125	6961	169*	170	1741.6	21	169	169.3	968.6	169	169.8	1435.4	169	169	0.6	169	169	1016	169	168	502.1
DS1C125.9b	125	6961	604*	604	614.6	20.3	604	604	944.8	605	606.5	1693	604	604	4.5	604	604	131.4	604	604	634.9
DSJC250.9	250	27897	934*	950	963.1	1860	962	983.8	3226	957	962.9	5111.5	934	935.5	1852	936	937	1650.9	939	950.3	2388
GEOM100a	97	530	65*	65	65.5	100	65	65	1.5	66	67	0	65	65	72.8	65	65	0	65	65	0
GEOM100b	97	957	89*	89	89.5	39.6	89	89	43	89	92	152	89	91.1	2	89	89	0.4	89	89	0.2
GEOM110	107	1030	32*	32	32.8	42.6	32	32	5	32	32.5	152.7	32	32	0.1	32	32	0.1	32	32	0
GEOM110a	108	1182	68*	68	68.5	3.1	68	68	5.6	68	68.3	1070.7	68	71.4	0	68	68	9.4	68	68	0
GEOM110b	107	619	68*	97	98.3	110	97	97	853.9	97	97.7	1795.7	97	99	0.2	97	97	8	97	97	1.2
GEOM120	117	1234	37*	37	38.5	128.8	37	37.1	1289.4	37	37	96.8	37	39	0.5	37	37	17.9	37	37	3.2
GEOM120a	118	1406	105*	106	107.2	340.2	105	105	886.9	105	107.5	2668	105	106.4	0	105	105	12.7	105	105	5.8
GEOM120b	118	1477	35*	35	36.4	34	35	36	1793	36	36.8	900.8	35	35.8	0	35	35	0	35	35	12.7
GEOM20	17	19	33*	33	33	0	33	33	0	33	33	0	33	33	0	33	33	0	33	33	0
GEOM20a	12	19	33*	33	33	0	33	33	0	33	33	0	33	33	0	33	33	0	33	33	0
GEOM20b	15	25	8*	8	8	0	8	8	0	8	8	0	8	8.9	0	8	8	7.7	8	8	0
GEOM30	21	35	32*	32	32	0	32	32	0	32	32	0	32	32	0	32	32	0	32	32	0
GEOM30a	28	78	42*	42	42	0	42	42	0	42	42	0	42	42	0	42	42	0	42	42	0
GEOM30b	25	68	12*	12	12.1	0	12	12	0.2	12	12.1	0.1	12	12	0	12	12	0	12	12	0
GEOM40	34	67	37*	37	37	0	37	37	0.5	37	37	0	37	37	0	37	37	0	37	37	0
GEOM40a	40	146	49*	49	49	0	49	49	0	49	49	0	49	49	0	49	49	0	49	49	0
GEOM40b	37	147	16*	16	16	0	16	16	0	16	16	0	16	16	0	16	16	0	16	16	0
GEOM50	47	121	40*	40	40	0	40	40	0	40	40	0	40	40	0	40	40	0	40	40	0
GEOM50a	47	240	18*	18	18	0	18	18	0	18	18	0	18	18	0	18	18	0	18	18	0
GEOM50b	57	350	23*	23	23	0	23	23	0	23	23	0	23	23.1	23.3	23	23	0.5	23	23	0
GEOM60	68	264	47*	47	47.5	0.4	47	47	1.3	47	47.9	8.2	47	49	0	47	47	68.7	47	47	0
GEOM70	68	441	73*	73	73.7	0.4	73	73	4	73	73	0	73	73.5	0	73	73	1.1	73	73	0
GEOM70a	68	441	73*	73	73.7	0.4	73	73	4	73	73	0	73	73.5	0	73	73	1.1	73	73	0
GEOM70b	68	441	73*	73	73.7	0.4	73	73	4	73	73	0	73	73.5	0	73	73	1.1	73	73	0
GEOM80	65	454	24*	24	24.9	908	24	24	13.2	24	24	17.8	24	24.2	219.8	24	24	8.3	24	24	0
GEOM80a	79	346	66*	66	66	0	66	66	0	66	66	0	66	67	0	66	66	147.6	66	66	0
GEOM80b	78	594	76*	76	76.8	1.3	76	76	5.4	76	76.2	1512.5	76	78.8	9	76	76	9.9	76	76	0
GEOM90	75	624	27*	27	27.1	17.2	27	27	10.1	27	27	0.2	27	27.1	0	27	27	0.1	27	27	0
GEOM90a	86	420	61*	61	61.2	0	61	61	26.6	61	61	0	61	61.5	442.8	61	61	2.2	61	61	0.1
GEOM90b	87	759	73*	73	73.7	142	73	73	569	73	73	19.7	73	73.1	0	73	73	4	73	73	1.6
GEOM90c	88	847	30*	30	30.6	130.7	30	30	8.8	30	30	3.4	30	30	0	30	30	0	30	30	0

Table 15 Results on DIMACS instances with unknown optima for LS and MCTS+LS methods (1/2).

instance	V	E	BKS	AFISA		TabuWeight		MCTS+TabuWeight		RedLS		MCTS+ReadLS		ILSTS		MCTS+ILSTS												
				best	time	best	time	best	time	best	time	best	time	best	time	best	time											
C2000.5	2000	998936	2151	2382	2408.2	3601	2348	2355.8	3927	2370	2376	1763	2166	2191.8	3364	2380	2401.9	1908	2408	2446.3	3499	2601	2607.5	1917.5				
C2000.9	2000	179032	5486	6449	6449	0	6307	6307.9	3281	6061	6105.7	2824	6230	6295	1763	6171	6298.7	3349	6171	6298.7	3349	6468	6485.1	1908				
DSJC1000.1	1000	406239	300	321	325.6	3103	342	347.7	2457	315	317.8	2825	339	344.5	3591	304	307.6	2989	308	308.9	1554	339	345.2	1194	342	341	1409.5	2019
DSJC1000.5	1000	240826	1201	1306	1329.5	2893	1374	1374.7	2856	1270	1282.5	3384	1301	1312.4	3276	1201	1217.7	3114	1266	1273	251	1385	1367	1794	1401	1401.5	2019	
DSJC125.1g	125	736	90	91	449.1	3592	3063	3111.6	3592	3049.6	2601	3157	3166.8	420	2851	2866.4	3559	3040	3055.6	1701	3095	3148.2	2835	3215	3244	3591		
DSJC125.1g	125	736	23	24	24.8	520.2	23	23.5	1891.3	24	24.8	234.2	23	23.2	1	23	23	5	23	23	5	23	23	23.2	23	23	18.9	
DSJC125.5g	125	3801	71	71	72.5	250	71	71.9	675	71	71.8	1097.5	71	72	485	71	72	906	71	71	544.5	71	71.3	1216.6	71	71.9	1408.5	
DSJC250.1	250	15668	392	415	424.1	308	408	428.6	1548	400	405.5	3014	407	410.4	3456	398	401.6	87.5	397	398.6	1365	401	408.4	3034	415	421.9	1512	
DSJC250.5	250	12458	184	197	199.8	209	204	205.6	3410	193	195.8	2018	199	200.9	99	187	189.2	2278	187	188.7	935	199	202.1	1108	202	204.2	297	
DSJC500.1	500	69294	686	761	775.4	811	810	814.9	3375	732	745.6	2292	753	757.6	3234	711	717.9	3083	720	724.4	1100	762	773.8	2674	776	789.8	2992	
DSJC500.5	500	112437	1662	1746	1771.6	2526	1882	1882	3298.3	1747	1793.8	548	1771	1785	3498	1669	1677.7	3063	1698	1769.8	1540	1741	1764.3	1201	1772	1802.5	2915	
DSJC600.1	496	3523	169	169	169.1	2347	169	169	381.6	169	169	134.1	170	171.9	0	169	169	100.5	169	169	100.5	169	169	100.5	0.3	169	169	
frd1000.250.0	1000	248000	976	1266	1266.1	2191	1330	1330.7	2245.9	1240	1251.3	3540	1269	1275.9	161	1164	1156	361	1239	1252.1	3246	1316	1330.5	522	1380	1386.4	2373	
frd1000.500.0	1000	248000	1068	1266	1266.1	2191	1330	1330.7	2245.9	1240	1251.3	3540	1269	1275.9	161	1164	1156	361	1239	1252.1	3246	1316	1330.5	522	1380	1386.4	2373	
frd1000.750.0	1000	248000	1181	1280	1297.7	3555	1343	1343.3	3113	1266	1281	3150	1287	1293.2	2657	1181	1194.7	3552	1237	1249.5	2415	1367	1345.7	1723	1361	1389.3	2058	
GEOM50.0	49	230	65	65	65	0	65	65	0	65	65	0	65	65	0	65	65	0	65	65	0	65	65	0	65	65	0	
GEOM60.0	59	330	73	73	73	0	73	73	0	73	73	0	73	73	0	73	73	0	73	73	0	73	73	0	73	73	0	
GEOM100	58	182	43	43	43	0	43	43	0	43	43	0	43	43	0	43	43	0	43	43	0	43	43	0	43	43	0	
infix.1.1	364	12957	569	569	569	0	569	569	7	569	569	7	569	569	0	569	569	0	569	569	7	569	569	0	569	569	11.2	
infix.1.2	352	8637	329	330	330	0	330	330	7	330	330	0	330	330	0	330	330	0	330	330	7	329	329	153.9	329	329	67.9	
infix.1.3	343	8398	337	338	338.9	21	337	337	0.1	337	337	7	337	337	7	337	338.2	262.2	337	337	195.3	337	337	0.3	337	337	152.6	
infix_square.10	900	307350	1480	1622	1656.2	3334	1849	1849	1406	1835	1848.2	85	1772	1784.8	2261	1518	1527	1313	1533	1563.5	1928.5	1636	1657.2	2648	1744	1772.1	1862	
le450.15a	449	8166	213	223	227.6	1409	228	231.2	1872	222	225.2	939	229	231.1	3060	214	218.8	342	223	225.7	2560.5	226	228.2	2083.2	227	229.6	405	
le450.15b	446	8161	216	226	231.2	127	229	231.6	2191.5	222	227.2	3053	218	222.2	5443	217	217.8	1219.5	226	228.2	2083.2	227	228.2	2083.2	227	229.6	405	
le450.15c	450	166880	275	291	297.9	2563	306	310.1	950	293	296.4	370	294	302.2	2480	282	285.4	225.5	280	282	3560	301	305.4	1232	305	308.3	1385	
le450.15d	450	167590	272	289	294.8	580	302	304.9	1150	291	294	1036	291	296.9	1640	278	281.4	577	274	278	3080	296	300.1	3092	297	302.9	1570	
le450.15e	445	8246	306	310	314.9	656	310	311.9	1460	312	314.1	10	307	307	381.4	306	306	252.6	306	306	414.6	306	306	414.6	307	307.9	2088.6	
le450.25b	447	8255	307	308	311.4	1010	308	308.9	2458.7	308	308.8	28	307	307	381.4	307	307	695.2	307	307	204	307	307	204	307	307.3	1287	
le450.25c	450	17343	342	358	363.1	901	376	379.7	3528	360	364.1	2330	367	369.9	2430	350	354.1	251	348	350.1	2358	367	371.5	418	370	373.2	2790	
le450.25d	450	17425	330	351	357.6	755	367	371.5	2848.5	350	354.8	210	360	362.1	1161	353	358.4	265	354	357.3	2373	361	364.6	373.5	361	367.6	2479.5	

Table 16 Results on DIMACS instances with unknown optima for LS and MCTS+LS methods (2/2).

instance	V	E	BKS			AFISA			MCTS+AFISA			TabuWeight			MCTS+TabuWeight			RedLS			MCTS+RedLS			ILSTS			MCTS+ILSTS			
			best	avg	time	best	avg	time	best	avg	time	best	avg	time	best	avg	time	best	avg	time	best	avg	time	best	avg	time	best	avg	time	
myc10g	95	755	94	94	69.2	94	94	104.2	94	94	94.1	947.5	94	94	10.1	94	94	10.1	94	94	11.2	94	94	11.2	94	94	94	94	11.2	
myc20g	95	755	26	26	3.7	26	26	22.7	26	26	26	13.2	26	26	0	26	26	0	26	26	0	26	26	0	26	26	26	26	0	
myc30g	191	2360	109	109	15.6	109	109	50.2	109	109	50.2	109	109	37.6	109	109	37.6	109	109	0.7	109	109	0.7	109	109	109	109	109	0.7	
myc40g	301	2360	29	29	32.3	29	29	37.5	29	29	37.5	29	29	138.2	29	29	138.2	29	29	2.9	29	29	2.9	29	29	29	29	29	2.9	
queen10_10	100	1470	102	104	166.9	102	104	1212.5	102	104	162.3	1227	102	102	164.6	102	102	262.6	102	102	68.3	102	102	68.3	102	102	102	102	102	68.3
queen10_10g	100	1470	102	104	166.9	102	104	1212.5	102	104	162.3	1227	102	102	164.6	102	102	262.6	102	102	68.3	102	102	68.3	102	102	102	102	102	68.3
queen10_10g	100	1470	43	47	168.7	46	46	107.5	46	46	107.5	46	46	166.5	46	46	166.5	46	46	690	46	46	690	46	46	46	46	46	46	690
queen11_11	121	1980	173	181	207.3	178	173	208.8	173	173	208.8	173	173	186.3	173	173	186.3	173	173	35.9	173	173	35.9	173	173	173	173	173	35.9	
queen11_11g	121	1980	172	179	185	176	179	1116	173	173	208.8	173	173	186.3	173	173	186.3	173	173	559	172	172	559	172	172	172	172	172	559	
queen11_11g	121	1980	47	49	131.5	47	47	175.0	47	47	175.0	47	47	357	47	47	357	47	47	180.7	47	47	180.7	47	47	47	47	47	180.7	
queen12_12	144	2506	185	197	200.2	182	185	189.6	187	188	192.5	187	189	235.5	189	186	235.5	189	186	598.5	185	185	598.5	185	185	185	185	185	598.5	
queen12_12g	144	2506	192	197	200.2	182	185	189.6	187	188	192.5	187	189	235.5	189	186	235.5	189	186	598.5	185	185	598.5	185	185	185	185	185	598.5	
queen13_13	169	3298	194	201	207.7	193	203	205.2	197	203	208.5	200	201	268.5	200	201	268.5	200	201	160.9	194	194	160.9	194	194	194	194	194	160.9	
queen13_13g	169	3298	215	226	229.7	215	226	228.5	215	226	228.5	215	226	228.5	215	226	228.5	215	226	1	215	215	1	215	215	215	215	215	1	
queen15_15	225	4186	233	236	241.4	232	237	240.7	235	238	240.6	233	234	216.7	233	234	216.7	233	234	314.8	233	233	314.8	233	233	233	233	233	314.8	
queen15_15g	225	4186	233	236	241.4	232	237	240.7	235	238	240.6	233	234	216.7	233	234	216.7	233	234	314.8	233	233	314.8	233	233	233	233	233	314.8	
queen16_16	256	6320	232	240	255.2	230	237	252.8	237	240	242.1	236	244	271.5	237	237	240.8	237	237	318	232	232	318	232	232	232	232	232	318	
queen16_16g	256	6320	132	132	109.5	132	132	164.3	132	132	164.3	132	132	132	132	132	132	132	4.3	132	132	4.3	132	132	132	132	132	132	4.3	
queen18_8g	64	728	36	36	469.6	36	36	67.7	36	36	36	36	36	36	36	36	36	36	286.1	36	36	286.1	36	36	36	36	36	36	286.1	
queen18_8g	64	728	36	36	469.6	36	36	67.7	36	36	36	36	36	36	36	36	36	36	286.1	36	36	286.1	36	36	36	36	36	36	286.1	
queen19_9g	81	1056	159	159	169.4	159	159	165.8	159	160	160.3	1546.3	159	159	159	159	159	159	361.2	159	159	361.2	159	159	159	159	159	159	361.2	
queen19_9g	81	1056	41	41	51.5	41	41	808.8	41	41	10.4	41	41	41	41	41	41	41	513	41	41	513	41	41	41	41	41	41	513	
R100_50g	100	2456	220	220	222.8	220	220	155.3	220	220	129.2	220	220	156.2	220	220	156.2	220	220	507.4	220	220	507.4	220	220	220	220	220	507.4	
R100_50g	100	2456	59	59	197.2	59	59	28.6	59	59	1.5	59	59	3.5	59	59	3.5	59	59	277.7	59	59	277.7	59	59	59	59	59	277.7	
vajp02a	2464	111742	545	614	619.5	585.5	618	619.3	1769.2	617	619.3	2822.5	617	618.7	3420.2	617	618.7	3420.2	1784	558	562.2	900	562.2	900	562.2	900	562.2	900	562.2	
vajp02a	2464	111742	538	618	613.8	586.8	604	604.5	1769.2	617	613.8	2809	603	604.9	1032	552	572.8	1798	596	558.5	1587	558.5	1587	558.5	1587	558.5	1587	558.5		
vajp03a	4730	286722	562	678	679.7	1079	667	673.1	3069.9	681	681	0	673	673.8	1006.5	568	572.8	2043	558	565.7	2043	565.7	2043	565.7	2043	565.7	2043	565.7		
vajp03a	4730	286722	562	678	679.7	1079	667	673.1	3069.9	681	681	0	673	673.8	1006.5	568	572.8	2043	558	565.7	2043	565.7	2043	565.7	2043	565.7	2043	565.7		
vajp04a	5231	294002	563	674	675.2	3044.8	667	667.5	2237.8	676	676	0.6	667	667.9	3100	565	565.7	1258	592	592	1258	592	592	1258	592	592	1258	592		
vajp04a	5231	294002	563	674	675.2	3044.8	667	667.5	2237.8	676	676	0.6	667	667.9	3100	565	565.7	1258	592	592	1258	592	592	1258	592	592	1258	592		
vajp05a	903	43558	542	563	570.6	3100	563	584.5	2091	564	568	3522	575	577.1	1258	542	544.5	3187.5	546	546	3187.5	546	546	3187.5	546	546	3187.5	546		
vajp05a	903	43558	542	563	570.6	3100	563	584.5	2091	564	568	3522	575	577.1	1258	542	544.5	3187.5	546	546	3187.5	546	546	3187.5	546	546	3187.5	546		
vajp07a	945	43548	516	648	630.6	3059	579	579	1926	541	541	2609	563	565.5	3500	516	516	2927	524	524	2927	524	524	2927	524	524	2927	524		
vajp07a	945	43548	516	648	630.6	3059	579	579	1926	541	541	2609	563	565.5	3500	516	516	2927	524	524	2927	524	524	2927	524	524	2927	524		
vajp08a	1807	103308	555	638	658	2551.5	638	658	2551.5	638	658	3361	653	655.5	3500	555	555	1956	568	568	1956	568	568	1956	568	568	1956	568		
vajp08a	1807	103308	555	638	658	2551.5	638	658	2551.5	638	658	3361	653	655.5	3500	555	555	1956	568	568	1956	568	568	1956	568	568	1956	568		
vajp08a	1807	103308	529	624	630.6	3445	628	628	2664	616	616	3498	626	627.1	2808.5	529	529	2637	549	549	2637	549	549	2637	549	549	2637	549		
nb total best					18/64			22/64			20/64			23/64			28/64			34/64			27/64						27/64	