

Exploring Challenges of Deploying BERT-based NLP Models in Resource-Constrained Embedded Devices

Souvika Sarkar (szs0239@auburn.edu)¹, Mohammad Fakhruddin Babar (m.babar@wsu.edu)²,
Md Mahadi Hassan (mzh0167@auburn.edu)¹, Monowar Hasan (monowar.hasan@wsu.edu)², and
Shubhra Kanti Karmaker Santu (sks0086@auburn.edu)¹

¹Auburn University

²Washington State University

Abstract

BERT-based neural architectures have established themselves as popular state-of-the-art baselines for many downstream NLP tasks. However, these architectures are data-hungry and consume a lot of memory and energy, often hindering their deployment in many real-time, resource-constrained applications. Existing lighter versions of BERT (e.g., DistilBERT and TinyBERT) often cannot perform well on complex NLP tasks. More importantly, from a designer’s perspective, it is unclear what is the “right” BERT-based architecture to use for a given NLP task that can strike the optimal trade-off between the resources available and the minimum accuracy desired by the end user. System engineers have to spend a lot of time conducting trial-and-error experiments to find a suitable answer to this question. This paper presents an *exploratory study of BERT-based models under different resource constraints and accuracy budgets* to derive empirical observations about this *resource/accuracy trade-offs*. Our findings can help designers to make informed choices among alternative BERT-based architectures for embedded systems, thus saving significant development time and effort.

1 Introduction

Transformer-based architectures (Vaswani et al., 2017), especially BERT-based models (Devlin et al., 2018a), have established themselves as popular state-of-the-art baselines for many downstream NLP tasks, including *Intent Classification (IC)*, *Sentiment Classification (SC)*, and *Named Entity Recognition (NER)*. However, a well-known criticism of BERT-based architectures is that they are data-hungry and consume a lot of memory and energy; therefore, deploying them in many resource-constrained devices is quite challenging. In fact, due to their excessive size (431 MB) and parameters (110 M), deploying a pre-trained

BERT-base model in resource-constrained embedded devices is often impractical, especially at the production level with certain minimum accuracy/performance requirements.

To alleviate this problem, researchers have introduced lighter versions of BERT e.g., DistilBERT (Sanh et al., 2019) and TinyBERT (Jiao et al., 2020)). But such reductions in complexity come at a cost, usually in terms of a drop in accuracy. The degree of degradation in performance depends on the difficulty of the task, especially since those models often cannot perform well on complex NLP tasks, including emerging entity (Derczynski et al., 2017) or mixed emotion detection (Demszky et al., 2020). Therefore, designers must make an inevitable trade-off between an accurate model and a model that can run smoothly in a resource-constrained environment. Unfortunately, developers often have little idea about this trade-off and have to spend a lot of time conducting trial-and-error experiments to find a suitable architecture that is both feasible for their resource-constrained hardware and meets their desired level of accuracy.

To design a dialog-based interaction system for an embedded device, we need models that are feasible to (a) run on resource-constrained hardware and (b) meet the desired level of accuracy. From a developer’s perspective, it is still unclear what is the “right” BERT-based architecture to use for a given NLP task that can strike a suitable *trade-off between the resources available and the minimum accuracy* desired by the user. Due to the staggering size of the $BERT_{Base}$ model, we experiment with different distilled BERT models (e.g., DistilBERT and TinyBERT) for IC, SC, and NER tasks. However, we find that existing ready-to-use distilled models perform poorly on some SC and NER datasets (Sec. 5). Hence there is a need to *explore other models that can better optimize the efficiency/accuracy trade-offs*.

This research performs an *exploratory study of BERT-based models under different resource constraints and accuracy budgets to derive empirical data about this resource/accuracy trade-offs*. In particular, we generate overhead of running various BERT architectures from an off-the-shelf Raspberry Pi (Pi)-based six-degrees-of-freedom (6-DOF) robot platform.

In summary, our contributions are as follows.

- Our study systematically investigates the performance of BERT-based language models on a real robotic platform, more precisely on a six-degrees-of-freedom (6-DOF) robot testbed. Furthermore, we analyzed the trade-offs between complexity and accuracy in resource-constrained environments across multiple downstream NLP tasks. (Sec. 4-Sec. 5).
- We explore the potential design options for various BERT-based architectures on diverse resource-limited platforms viz Raspberry Pi boards with 2 GB, 4 GB, and 8 GB of RAM configurations. Through empirical observations, we have developed a comprehensive lookup table that encompasses various significant design parameters like inference timings, memory usage, and energy consumption (Sec. 5). Our findings can help designers make choices among alternative BERT-based architectures under given resource constraints, thus saving development time and hassle.
- In addition to evaluating BERT-based language models on a real-world robotic platform, our goal was to fill the gap between simulated studies and real-world scenarios since no previous work has deployed these models on a robotic platform.

We now start with the state-of-the-art techniques (Sec. 2). We then introduce the problem statement and present selected datasets (Sec. 3). Section 4 describes our experiment methodology before we discuss our findings in Sec. 5.

2 Related Work

We discuss related research along two dimensions: (a) BERT-based models and their efficient variants and (b) using NLP on embedded devices.

BERT-based Models and their Variants. The performance of BERT comes at a high computation and memory cost, which makes on-device inference really challenging. To mitigate this issue,

researchers have proposed knowledge distillation approaches from the original BERT model, for example, (a) “finetune” the BERT model to improve task-specific knowledge distillation (Turc et al., 2019; Tsai et al., 2019), (b) use Bi-LSTM models (Tang et al., 2019) for knowledge distillation from BERT, (c) leverage single-task models to teach a multi-task model (Clark et al., 2019), (d) distillation of knowledge from an ensemble of BERT into a single BERT (Liu et al., 2020), (e) TinyBERT (Jiao et al., 2020) uses a layer-wise distillation strategy for BERT in both the pre-training and fine-tuning stages, and (f) DistilBERT (Sanh et al., 2019) halves the depth of the BERT model through knowledge distillation in the pre-training stage and an optional fine-tuning stage. On a different direction, the *Patient Knowledge Distillation* approach (Sun et al., 2019) compresses an original large model (“teacher”) into an equally-effective lightweight shallow network (“student”). Other BERT models (e.g., SqueezeBERT (Iandola et al., 2020), MobileBERT (Sun et al., 2020), Q8BERT (Zafri et al., 2019), ALBERT (Lan et al., 2020)) can also reduce resource consumption than the vanilla BERT. EdgeBERT (Tambe et al., 2021), an algorithm-hardware co-design approach, performs latency-aware energy optimizations for multi-task NLP problems. However, unlike ours, EdgeBERT (a) does not apply attention heads pruning, and (b) does not report scores on downstream NLP tasks on real-world embedded systems.

NLP for Embedded Robots. Researchers have explored NLP techniques to facilitate natural communication between humans and embedded devices, especially in the context of voice-controlled cognitive robots. For example, Megalingam et al. (2019) presents a voice recognition tool that compares the user’s input commands with the stored data. Zhang et al. (2018) propose a ROS-based robot that analyzes commands using an offline grammar recognition library. Megalingam et al. (2021) propose a cost-efficient speech processing module running on ROS that can provide natural language responses to the user. There also exists ROS-integrated independent speech recognition packages (Zhang and Xu, 2015; Sharan et al., 2019) as well as Arduino-based (Verma et al., 2020) and custom (Lv et al., 2008) voice-control robot platforms. House et al. (2009) a voice-controlled robotic arm

(named VoiceBot) for individuals with motor impairments (Bilmes et al., 2005). However, most of these works focused on rule-based approaches, and we note that transformer architectures are still under-explored in terms of their practical deployment challenges in real-world embedded and robotic devices, which is the focus of this study.

2.1 Uniqueness of Our Work

While existing work can reduce the size of BERT models through distillation and pruning, from a system design perspective, it is still difficult and tedious for a developer to find out the “right” BERT-based architecture to use in an embedded platform. To date, it is also unclear which lighter version of BERT would strike the optimal trade-off between the resources available in an embedded device and the minimum accuracy desired. Our empirical evaluation and design space exploration table (see Sec. 5) can help the system and machine learning engineers to pick suitable architectures depending on target system configuration and performance constraints (e.g., accuracy, F_1 score). To the best of our knowledge, this work is *one of the first efforts to study the feasibility of deploying BERT-based models in real-world resource-constrained robots.*

3 Problem Statement & Datasets

3.1 NLP Tasks under Consideration

This paper primarily focuses on exploring the challenges of deploying natural language dialog interfaces on resource-constrained embedded devices. The core technical challenge associated with any dialog system is to accurately understand and interpret user “utterances” and perform the right “action” accordingly. At a fundamental level, user utterance understanding relies on multiple basic NLP tasks including (but not limited to): (a) *Intent classification (IC)* — to understand the need of the user, (b) *Sentiment Classification (SC)* — to understand user emotions, and 3) *Named-entity Recognition (NER)* — to extract related entities. These tasks are fundamental NLP tasks for any voice-controlled real-life robot or interactive system, chatbots, virtual assistants, such as Microsoft’s LUIS systems and Google’s Dialogflow. As the first exploratory study of language models on a real-life robotic platform, in this work, we exclusively focus on these three popular NLP tasks (viz., IC, SC, and NER) and

study *how BERT-based models can be optimally deployed* to accomplish dialog processing in embedded devices.

3.2 Datasets

Our study includes the following datasets¹: (a) HuRIC (for IC), (b) GoEmotion (for SC), and (c) CoNLL and WNUT17 (for NER), as we present below.

3.2.1 Intent Classification: HuRIC

For IC, we use Human Robot Interaction Corpus (HuRIC) (Vanzo et al., 2020), which is the state-of-the-art single-class classification dataset. The basic idea of HuRIC is to build a reusable corpus for human-robot interaction in natural language for a specific application domain, i.e., house service robots. HuRIC includes a wide range of user utterances given to a robot representing different situations in a house environment. Table 1 presents some statistics of HuRIC.

Statistic	Count
Number of examples	729
Number of intent labels	11
Size of training dataset	583
Size of test dataset	146

Table 1: Statistics of HuRIC dataset.

3.2.2 Sentiment Classification: GoEmotion

We use GoEmotion (Demszky et al., 2020) dataset from Google AI for the SC task. GoEmotion is a human-annotated dataset of 58,000 Reddit comments extracted from popular English-language subreddits and labeled with 27 emotion categories. As the largest fully annotated English language fine-grained emotion dataset to date, the GoEmotion taxonomy was designed with both psychology and data applicability in mind. Table 2 presents some statistics of GoEmotion.

Statistic	Count
Number of labels	27 + Neutral
Maximum sequence length in overall datasets	30
Size of training dataset	43,410
Size of test dataset	5,427
Size of validation dataset	5,426

Table 2: Statistics of GoEmotion data set.

¹Appendix B presents additional details about these datasets.

3.2.3 Named-entity Recognition: CoNLL & WNUT17

For NER we consider two datasets, viz., CoNLL (Sang and De Meulder, 2003) and WNUT17 (Derczynski et al., 2017).

CoNLL. CoNLL-2003 (Sang and De Meulder, 2003) was released as a part of CoNLL-2003 shared task: language-independent named entity recognition. The English corpus from this shared task consists of Reuters news stories between August 1996 and August 1997, each annotated with the entities associated with them. The data set consists of a training file, a development file, and a test file. The details of CoNLL-2003 are presented in Table 3.

Statistic	Articles	Sentences	Tokens
Training set	946	14,987	203,621
Development set	216	3,466	51,362
Test set	231	3,684	46,435

Table 3: Statistics of CoNLL dataset.

WNUT17. While the CoNLL corpus is based on news stories, we were looking for a dataset that contains user utterances such as those available on HuRIC. Unfortunately, we could not find such a NER dataset but discovered a very similar corpus that contains user-generated text, named WNUT2017 (Derczynski et al., 2017). The dataset’s shared task focuses on identifying unusual, previously-unseen entities in the context of emerging discussions. Identifying entities in noisy text is really challenging, even for human annotators, due to novel entities and surface forms. In this dataset, user comments were mined from different social media platforms because they are large, and samples can be mined along different dimensions, such as texts from/about geo-specific areas, about home aid, and particular topics and events. Table 4 summarizes the dataset properties.

Statistic	Count
Number of examples	5690
Number of labels	6
Size of training dataset	3394
Size of test dataset	1287
Size of validation dataset	1009

Table 4: Statistics of WNUT17 dataset.

4 Experimental Setup

We now summarize BERT architectures and configurations used in our experiments (Sec. 4.1

and Sec. 4.2) and present the robot testbed (Sec. 4.3). To measure the performance of each task (IC, SC, NER), we use three popular metrics (i.e., Precision, Recall, and F_1 score). Section 4.4 lists the design questions explored in our investigation.

4.1 Off-the-Shelf BERT Variants

We use pretrained base variant of BERT (Devlin et al., 2018b), RoBERTa (Liu et al., 2019), DistilBERT (Sanh et al., 2019), TinyBERT (Jiao et al., 2020) model from Huggingface² and finetune the models on respective datasets (i.e., HuRIC, GoEmotion, CoNLL, and WNUT17).

Table 5 presents the hyper-parameter used in our experiments.

Hyperparameter	NER	IC/SC
Number of epochs	3	3
Batch size	64	64
Learning rate	$[e - 6, e - 4]$	$[e - 6, e - 4]$
Weight decay	$[0.01, 0.3]$	$[0.01, 0.3]$
Optimizer	Adam	Adam
Adam epsilon	1e-8	1e-8
Max sequence length	64	128

Table 5: Hyperparameter values for finetuning BERT on IC/SC and NER tasks.

4.2 Pruning and Custom Configurations

We also experiment with custom, smaller BERT configurations. We can reduce the model size on two fronts: (a) by reducing the layer size and (b) by pruning various attributes.

In our study, we experiment with *different layer combinations* of BERT models and test their performance on *different hardware configurations*, which are presented in Table 9, and 10. With two layers of $BERT_{Base}$ (instead of 12), the model size reduces significantly, but so does the accuracy (in terms of F_1 score). Still, these models give better accuracy than the distilled models on complex NLP tasks. Also, where $BERT_{Base}$ model with 12 layers cannot run on a resource-constrained device, using a lesser number of layers enable a model to execute on tiny devices with good accuracy compared to the distilled methods (DistilBERT and TinyBERT).

For further shrinking of the model, pruning can be applied to weights, neurons, layers, channels, attention heads, depending on the heuristic used. In this paper, we focus on pruning *attention heads*, which play an important role in the model’s performance and contribute a large number of

²<https://huggingface.co/>.

parameters. Although multi-headed attention is a driving force behind many recent state-of-the-art models, Michel et al. (2019) finds that even if models have been trained using multiple heads, in practice, a large percentage of attention heads can be removed without significantly impacting performance. In fact, in some layers, *attention heads* can even be reduced to a single head.

Based on this fact, we experiment with reducing the size of $BERT_{Base}$ by dynamically pruning the *attention heads*. Each attention head provides a distribution of attention for the given input sequence. For each attention head, we calculate the head importance by calculating the *entropy* of each head. After that, we mask all the attention heads with the lowest entropy. This process is repeated for each layer of the encoder. After masking the heads, we calculate the overall F_1 score of the masked model and determine the drop in F_1 score compared to the original unpruned model. If drop is less than a predefined threshold, we prune the masked attention heads. We repeat the process until the drop in F_1 score reaches the predefined threshold. This pruning procedure reduces the model size significantly while maintaining the desired model performance.

4.3 Testbed & Hardware Configurations

We evaluate the BERT models on a six-degrees-of-freedom (6-DOF) robot testbed. We used Raspberry Pi 4 Model B as the main computing unit of the robot. We attached the Adafruit servo extension board (HAT) to control the six servos used for robot movement. For voice processing, we used ReSpeaker microphone (Respeaker, 2017) and leveraged the existing python library (i.e., speech recognition) for voice-to-text conversion. For energy measurements during the inference steps, we used UM25C energy meter (UM25C, 2017). Figure 1 depicts our experimental setup. For better design-space exploration with various hardware resources, we used four variants viz., Raspberry Pi boards with 2 GB, 4 GB, and 8 GB of RAM, respectively. We used Robot Operating System (ROS) (Quigley et al., 2009) (version 2) for controlling the robot and processing the input data (see Appendix C for details).

4.4 Design Challenges & Research Questions

We conducted extensive experiments to investigate the following research questions (RQs).




Figure 1: Hardware setup of the six-degree-of-freedom robot used in our evaluation.

- **RQ 1.** Given specific user-defined constraints, such as system resources (processor, memory) and performance budgets (accuracy, inference time), what is the optimal (if any) BERT-based architecture satisfying those constraints?
- **RQ 2.** What is the accuracy vs. model-size trade-off as we prune the models?
- **RQ 3.** What are the trade-offs of accuracy and corresponding resource usage (e.g., memory, inference-time, energy consumptions) as we perform pruning?

5 Results

In this section, we report our results for the three basic NLP tasks, i.e., IC, SC, and NER for both existing (e.g., BERT, RoBERTa, DistilBERT, and TinyBERT) and custom BERT architectures.

5.1 Experience with Existing BERT Variants

Intent Classification(IC). Recall from our earlier discussion (Sec. 3.2.1) that we used HuRIC dataset for IC. Table 6 presents our findings after running IC tasks using the HuRIC dataset on our robot testbed. We observed that all the models performed similarly on this dataset, achieving more than 90% F_1 Score.

Multi-label Sentiment Classification(SC). We next analyze the performance of multi-label SC tasks on our robot platform. As mentioned in Sec. 3.2.2, we used GoEmotion (Demszky et al., 2020) dataset for this task. GoEmotion includes direct user-to-user conversation text and labels them with a wide range of user emotions. Table 7 summarizes the performance of all the models for this task. Interestingly, for this task, DistilBERT and TinyBERT failed drastically, as they achieved

Intent Classification Task (Dataset: HuRIC)											
BERT			RoBERTa			DistilBERT			TinyBERT		
Precision	Recall	F_1	Precision	Recall	F_1	Precision	Recall	F_1	Precision	Recall	F_1
0.943	0.985	0.961	0.975	0.952	0.962	0.951	0.903	0.927	0.912	0.897	0.902

Table 6: Performance of BERT, RoBERTa, DistilBERT, and TinyBERT for the IC task.

Multi-label Sentiment Detection Task (Dataset: GoEmotion)											
BERT			RoBERTa			DistilBERT			TinyBERT		
Precision	Recall	F_1	Precision	Recall	F_1	Precision	Recall	F_1	Precision	Recall	F_1
0.77	0.37	0.490	0.731	0.452	0.567	0.174	0.121	0.134	0.060	0.030	0.031

Table 7: Performance of BERT, RoBERTa, DistilBERT, and TinyBERT for the SC task.

Named-entity Recognition Task											
Dataset: CoNLL											
BERT			RoBERTa			DistilBERT			TinyBERT		
Precision	Recall	F_1	Precision	Recall	F_1	Precision	Recall	F_1	Precision	Recall	F_1
0.891	0.963	0.926	0.882	0.955	0.917	0.906	0.967	0.935	0.872	0.958	0.911
Dataset: WNUT17											
BERT			RoBERTa			DistilBERT			TinyBERT		
Precision	Recall	F_1	Precision	Recall	F_1	Precision	Recall	F_1	Precision	Recall	F_1
0.671	0.295	0.410	0.537	0.315	0.397	0.316	0.014	0.028	0.0	0.0	0.0

Table 8: Performance of BERT, RoBERTa, DistilBERT, and TinyBERT for the NER task.

a very low F_1 Score. The failure of distilled models can be attributed to the difficulty of the task. As multi-label SC requires each utterance to be classified with more than one sentiment. Therefore, this dataset is not a straightforward positive-negative sentiment detection.

Named-entity Recognition(NER). As we mention in Sec. 3.2.3, we use two different datasets to test the NER task. Table 8 summarizes the performance over both the NER datasets and shows that for the CoNLL dataset. In this setup, all models performed comparatively the same. However, for the WNUT17 dataset (which focuses on identifying unusual, previously-unseen entities), the performance of distilled models dropped sharply. This drop tends to be due to the difficulty of analyzing this task, as NER evaluates the ability to detect and classify novel, emerging, singleton-named entities in noisy inputs.

5.2 Exploration with Custom Architectures

Based on our experiment results (Tables 6–8), we further explore different alternative BERT-based architectures by reducing the layers and pruning the attention heads from the original $BERT_{Base}$ model. For this exploration, we primarily focus on the challenging tasks, i.e., multi-label SC and emerging NER where off-the-shelf models (e.g., DistilBERT and TinyBERT) failed to perform.

Tables 9–10 presents our exploration findings.³ We discuss our observations in Sec. 5.2.1 and provide answers to the research questions posed in Sec. 4.4. Before we move forward with the discussion, we now present a brief overview of the attributes reported in Tables 9–10.

- F_1 Threshold (θ): The θ -cells represents what percentage of the F_1 score (with respect to $BERT_{Base}$) is retained by the models. In our experiment, we varied θ between 50% to 90% and reported the model details in respective columns. For example, θ set to 80% implies the θ_{80} column.
- *Platform*: Indicates the memory capacity of the Raspberry Pi board attached to the robot.
- *Layer*: Represents the number of layers retained.
- *Model Size*: The size of the saved model after training.
- *Parameters*: This metric indicates the total number of parameters in the saved model.
- *Pruning*: Pruning percentage represents the reduction in size from the $BERT_{Base}$ model. For example, a pruning percentage of 70% implies that the pruned model is 70% smaller than $BERT_{Base}$.
- *Energy Consumption*: The average energy consumed (in watts) by the robot controller

³**Note:** we omit the results for IC on custom BERT architectures as existing models suffice to perform this task.

(Raspberry Pi) during the inference of a given command.

- *Memory Consumption*: Maximum memory usage (in megabytes) of the corresponding NLP task running on the robot during the inference time.
- *Inference Time*: Depending on the specific task, the average time required for the model to infer the appropriate *Intent*, *Sentiment* or *Entity* from a given command.

5.2.1 Observations

We now discuss our major observations and address the research questions introduced in Sec. 4.4.

Selecting “suitable” model subject to given constraints [RQ 1]. We can address this specific research question by inspecting Table 9 and 10. Note that Table 9 and 10 provide information on the model size, performance, parameters, and pruning for the SC and NER tasks, respectively. Let us assume a system designer is looking for suitable NER models for a 2 GB robot platform that maintains approximately 70% of BERT’s accuracy (θ_{70}). In this case, we can (a) scan through the NER performance metrics (i.e., Table 10), and (b) observe from 2 GB *Platform* row and θ_{70} column that a six-layered and pruned (45% reduced) BERT model can run on a 2 GB platform and attain 70% of $BERT_{Base}$ ’s original F_1 score. Hence, our exploration (and similar experiments along this line) can *aid the designers to select appropriate models with desired performance guarantees*.

Accuracy and model-size trade-offs for pruned architectures [RQ 2]. Table 9 and Table 10 further provide insights on the pruning vs. F_1 score trade-off. For example, in Table 9, the 2 GB *Platform* row shows a set of models that can run on that system. The same row and θ_{80} (80% F_1 score threshold) column shows that even pruning 55% of a $BERT_{Base}$ model with four layers can retain 80% of original F_1 score of $BERT_{Base}$, while the model size can be reduced to 198.7 MB from 441.55 MB. Tables 9 and 10 indicate that although pruning has only a minor impact on memory consumption, it does not have a significant effect on energy consumption. Furthermore, our analysis of Table 9 suggests that *inference time is directly proportional to the size of the model, implying that decreasing the size of the model leads to a corresponding decrease in inference time*.

Accuracy vs. system resource trade-offs for pruned architectures [RQ 3]. If a user has precise requirements for inference time and memory consumption, one can scan Table 9 and 10 to pick the optimum model that meets those requirements. For instance, if we want to find NER models that can make inferences in less than 0.35 seconds on an embedded platform that has 4 GB of memory, the corresponding *Platform* row (4 GB) in Table 10, shows us the model parameters that can satisfy this requirement (e.g., two-layered, four-layered). Since both of them are feasible for the chosen platform, designers can choose any of them based on the required application performance. As an example, if we pick a two-layered BERT model, the accuracy is 60%, and the memory consumption is 711.9 MB. In contrast, if we select the six-layered BERT model, it can achieve 90% accuracy, with a cost of higher memory consumption of 735.8 MB. Hence, at the expense of 3.36% higher memory consumption, it is possible to get 20% more accuracy. Such a lookup-based approach allows the designers to perform a desired *cost-benefit analysis*.

Since many embedded platforms used for NLP tasks (e.g., voice-controlled robots) are battery-operated, energy consumption for inferring user commands is a crucial parameter. Hence we also analyze the energy usage of the NLP tasks. For any selected BERT model, one can also find the system energy consumption from Table 9 and 10, for two different task respectively. From design space exploration table it is evident that during the inference of a given command, *energy consumption does not vary significantly over various models*.

6 Discussion & Limitations

In this research, we explore different custom architectures of BERT-based language models from the practical viewpoint of deploying them in a resource-constrained embedded system. We show that it is *not always feasible to shrink* the size of “finetuned” $BERT_{Base}$ model that can satisfy certain user-defined accuracy/performance budgets. We also report which models are deployable to resource-constrained devices with given user requirements. We believe our empirical findings will help the developers quickly narrow down the plausible BERT-based architecture for target applications, thus saving a lot of development time and effort.

Platform	Metrics	F ₁ Score Threshold (θ)																			
		θ_{50}				θ_{60}				θ_{70}				θ_{80}				θ_{90}			
2 GB	Layer	2	4	6	8	2	4	6	8	2	4	6	8	2	4	6	8	2	4	6	8
	MS	144.3	N/A	N/A	N/A	148.3	N/A	N/A	N/A	N/A	195.6	N/A	282.2	154.2	198.7	246	N/A	N/A	211.3	268	303.5
	Parms	35.1				37.1					48.9		70.5	38.6	49.7	61.5			52.8	67	75.9
	Pruning	68%				66%					56%		36%	65%	55%	44%			52%	39%	31%
	EC	4.46				4.45					4.45		4.415	4.43	4.44	4.58			4.44	4.33	4.35
	MC	412.1				417.3					417.3		590.7	421.2	455.3	707.9			473.8	541	573.9
4 GB	IT	0.44				0.41					0.808		1.57	0.47	0.84	0.51			0.95	1.44	1.60
	Layer	2	4	6	8	2	4	6	8	2	4	6	8	2	4	6	8	2	4	6	8
	MS	144.3	N/A	N/A	N/A	148.3	N/A	N/A	N/A	N/A	195.6	N/A	282.2	154.2	198.7	246	N/A	N/A	211.3	268	303.5
	Parms	35.1				37.1					48.9		70.5	38.6	49.7	61.5			52.8	67.0	75.9
	Pruning	68%				66%					56%		36%	65%	55%	44%			52%	39%	31%
	EC	4.38				5.18					4.10		4.49	4.41	4.42	4.48			4.52	4.46	4.46
8 GB	MC	417.4				417.5					454.4		595.8	421.2	467.9	524.3			482.7	445.78	582
	IT	0.41				0.41					0.79		1.76	0.49	0.94	1.32			1.15	1.58	1.95
	Layer	2	4	6	8	2	4	6	8	2	4	6	8	2	4	6	8	2	4	6	8
	MS	144.3	N/A	N/A	N/A	148.3	N/A	N/A	N/A	N/A	195.6	N/A	282.2	154.2	198.7	246	N/A	N/A	211.3	268	303.5
	Parms	35.1				37.1					48.9		70.5	38.6	49.7	61.5			52.8	67	75.9
	Pruning	68%				66%					56%		36%	65%	55%	44%			52%	39%	31%
8 GB	EC	5.19				5.18					4.78		4.83	5.18	4.76	4.81			4.74	4.79	4.78
	MC	416.3				417.5					464.7		597.3	422.1	467.5	512.7			483.7	547.1	582.1
	IT	0.43				0.41					0.73		1.40	0.46	0.79	1.07			0.85	1.24	1.48

Table 9: Performance of SC task for the GoEmotion dataset on various robot configurations. In metrics column, MS= Model Size (MB), EC=Energy Consumption (W), MC= Memory (MB) and IT= Inference Time (s).

Platform	Metrics	F_1 Score Threshold (θ)																			
		θ_{50}				θ_{60}				θ_{70}				θ_{80}				θ_{90}			
2 GB	Layer	2	4	6	8	2	4	6	8	2	4	6	8	2	4	6	8	2	4	6	8
	MS	136.4	N/A	N/A	N/A	147.4				N/A	185.2	233.3	N/A	N/A	201	249.8	268	N/A	N/A	260.8	289.2
	Parms	34.1				36.9					46.3	58.3			46.3	62.4	67			65.2	72.37
	Pruning	67%				65%					57%	45%			45%	42%	38%			39%	32%
	EC	4.55				4.48					4.59	4.58			4.58	4.5	4.56			4.58	4.61
4 GB	MC	694.7				711.9					684	707.9			716.5	710.5	682			701.6	734.3
	IT	0.40				0.33					0.45	0.51			0.43	0.54	0.52			0.46	0.36
	Layer	2	4	6	8	2	4	6	8	2	4	6	8	2	4	6	8	2	4	6	8
	MS	136.4	N/A	N/A	N/A	147.4	N/A	N/A	N/A	N/A	185.2	233.3	N/A	N/A	201	249.8	268	N/A	N/A	260.8	289.2
	Parms	34.1				36.9					46.3	58.3			46.3	62.4	67			65.2	72.3
8 GB	Pruning	67%				65%					57%	45%			45%	42%	38%			39%	32%
	EC	5.11				5.11					4.53	4.52			4.58	4.50	4.55			4.56	4.58
	MC	697				699.4					701.8	712.5			716.5	728.6	696.6			735.8	726.6
	IT	0.33				0.32					0.41	0.41			0.43	0.40	0.46			0.34	0.46
		Layer	2	4	6	8	2	4	6	8	2	4	6	8	2	4	6	8	2	4	6
MS		136.4	N/A	N/A	N/A	147.4	N/A	N/A	N/A	N/A	185.2	233.3	N/A	N/A	201	249.8	268	N/A	N/A	260.8	289.2
Parms		34.1				36.9					46.3	58.3			50.2	62.4	67			65.2	72.3
Pruning		67%				65%					57%	45%			53%	42%	38%			39%	32%
EC		5.11				5.11					5.11	5.11			5.10	5.10	5.11			5.12	5.11
	MC	697				699.4					702.6	709.9			719.5	727.1	708.1			740.5	727.8
	IT	0.33				0.32					0.34	0.35			0.34	0.34	0.36			0.33	0.36

Table 10: Performance of NER task for the WNUT17 dataset on various robot configurations. In metrics column, MS= Model Size (MB), EC=Energy Consumption (W), MC= Memory (MB) and IT= Inference Time (s).

We note that our study is limited to BERT-based models for four existing datasets (i.e., may not generalize to other language models and datasets). However, our evaluation framework is modular and can be retrofitted to other architectures/datasets without loss of generality.

One of the challenges to figuring out the *optimal* BERT-based architecture is the lack of application-specific (viz., voice-controlled robots for home automation) datasets. Existing datasets either (a) do not have enough examples for training deep learning models or (b) do not provide complex, practical queries to test the robustness of a given model. We believe that building suitable datasets for IoT-specific robotics applications such as voice-control home/industrial automation is an interesting open research problem.

7 Conclusion

We present an exploration of BERT-based neural architectures and study the feasibility of deploying BERT models on resource-constrained systems. Our study will allow the designers to select the “right” architecture and parameters depending on the resource constraints and performance requirements. We believe that our approach is general and can be adapted to multiple domains, such as voice-controlled home and industrial automation, precision agriculture, and medical robots, among others.

References

Jeff A. Bilmes, Xiao Li, Jonathan Malkin, Kelley Kilanski, Richard Wright, Katrin Kirchhoff, Amar Subramanya, Susumu Harada, James Landay, Patricia Dowden, and Howard Chizeck. 2005. [The vocal joystick: A voice-based human-computer interface for individuals with motor impairments.](#)

- In *Proceedings of Human Language Technology Conference and Conference on Empirical Methods in Natural Language Processing*, pages 995–1002, Vancouver, British Columbia, Canada. Association for Computational Linguistics.
- Kevin Clark, Minh-Thang Luong, Urvashi Khandelwal, Christopher D. Manning, and Quoc V. Le. 2019. [Bam! born-again multi-task networks for natural language understanding](#). In *Proceedings of the 57th Conference of the Association for Computational Linguistics, ACL 2019, Florence, Italy, July 28- August 2, 2019, Volume 1: Long Papers*, pages 5931–5937. Association for Computational Linguistics.
- Dorottya Demszky, Dana Movshovitz-Attias, Jeongwoo Ko, Alan Cowen, Gaurav Nemade, and Sujith Ravi. 2020. Goemotions: A dataset of fine-grained emotions. *arXiv preprint arXiv:2005.00547*.
- Leon Derczynski, Eric Nichols, Marieke van Erp, and Nut Limsopatham. 2017. Results of the wnut2017 shared task on novel and emerging entity recognition. In *Proceedings of the 3rd Workshop on Noisy User-generated Text*, pages 140–147.
- Jacob Devlin, Ming-Wei Chang, Kenton Lee, and Kristina Toutanova. 2018a. Bert: Pre-training of deep bidirectional transformers for language understanding. *arXiv preprint arXiv:1810.04805*.
- Jacob Devlin, Ming-Wei Chang, Kenton Lee, and Kristina Toutanova. 2018b. [BERT: pre-training of deep bidirectional transformers for language understanding](#). *CoRR*, abs/1810.04805.
- Pi Servo HAT. [\[link\]](#).
- Brandi House, Jonathan Malkin, and Jeff Bilmes. 2009. [The voicebot: A voice controlled robot arm](#). CHI ’09, page 183–192, New York, NY, USA. Association for Computing Machinery.
- Forrest N. Iandola, Albert E. Shaw, Ravi Krishna, and Kurt Keutzer. 2020. [Squeezebert: What can computer vision teach NLP about efficient neural networks?](#) In *Proceedings of SustainNLP: Workshop on Simple and Efficient Natural Language Processing, SustainNLP@EMNLP 2020, Online, November 20, 2020*, pages 124–135. Association for Computational Linguistics.
- Xiaoqi Jiao, Yichun Yin, Lifeng Shang, Xin Jiang, Xiao Chen, Linlin Li, Fang Wang, and Qun Liu. 2020. [Tinybert: Distilling BERT for natural language understanding](#). In *Findings of the Association for Computational Linguistics: EMNLP 2020, Online Event, 16-20 November 2020*, volume EMNLP 2020 of *Findings of ACL*, pages 4163–4174. Association for Computational Linguistics.
- Zhenzhong Lan, Mingda Chen, Sebastian Goodman, Kevin Gimpel, Piyush Sharma, and Radu Soricut. 2020. [ALBERT: A lite BERT for self-supervised learning of language representations](#). In *8th International Conference on Learning Representations, ICLR 2020, Addis Ababa, Ethiopia, April 26-30, 2020*. OpenReview.net.
- Xiaodong Liu, Yu Wang, Jianshu Ji, Hao Cheng, Xueyun Zhu, Emmanuel Awa, Pengcheng He, Weizhu Chen, Hoifung Poon, Guihong Cao, and Jianfeng Gao. 2020. [The microsoft toolkit of multi-task deep neural networks for natural language understanding](#). In *Proceedings of the 58th Annual Meeting of the Association for Computational Linguistics: System Demonstrations, ACL 2020, Online, July 5-10, 2020*, pages 118–126. Association for Computational Linguistics.
- Yinhan Liu, Myle Ott, Naman Goyal, Jingfei Du, Mandar Joshi, Danqi Chen, Omer Levy, Mike Lewis, Luke Zettlemoyer, and Veselin Stoyanov. 2019. [Roberta: A robustly optimized BERT pretraining approach](#). *CoRR*, abs/1907.11692.
- Edward Loper and Steven Bird. 2002. Nltk: The natural language toolkit. *arXiv preprint cs/0205028*.
- Xiaoling Lv, Minglu Zhang, and Hui Li. 2008. [Robot control based on voice command](#). In *2008 IEEE International Conference on Automation and Logistics*, pages 2490–2494.
- Christopher D Manning, Mihai Surdeanu, John Bauer, Jenny Rose Finkel, Steven Bethard, and David McClosky. 2014. The stanford corenlp natural language processing toolkit. In *Proceedings of 52nd annual meeting of the association for computational linguistics: system demonstrations*, pages 55–60.
- Rajesh Kannan Megalingam, Avinash Hegde Kota, and Vijaya Krishna Tejaswi P. 2021. [Optimal approach to speech recognition with ros](#). In *2021 6th International Conference on Communication and Electronics Systems (ICCES)*, pages 111–116.
- Rajesh Kannan Megalingam, Racharla Shriya Reddy, Yannam Jahnvi, and Manaswini Motheram. 2019. [Ros based control of robot using voice recognition](#). In *2019 Third International Conference on Inventive Systems and Control (ICISC)*, pages 501–507.
- Paul Michel, Omer Levy, and Graham Neubig. 2019. [Are sixteen heads really better than one?](#) In *Advances in Neural Information Processing Systems 32: Annual Conference on Neural Information Processing Systems 2019, NeurIPS 2019, December 8-14, 2019, Vancouver, BC, Canada*, pages 14014–14024.
- Raspberry Pi. <https://www.raspberrypi.com/>.
- Morgan Quigley, Ken Conley, Brian P. Gerkey, Josh Faust, Tully Foote, Jeremy Leibs, Rob Wheeler, and Andrew Y. Ng. 2009. Ros: an open-source robot operating system. In *ICRA Workshop on Open Source Software*.
- Respeaker. 2017. [\[link\]](#).

- Erik F Sang and Fien De Meulder. 2003. Introduction to the conll-2003 shared task: Language-independent named entity recognition. *arXiv preprint cs/0306050*.
- Victor Sanh, Lysandre Debut, Julien Chaumond, and Thomas Wolf. 2019. [Distilbert, a distilled version of BERT: smaller, faster, cheaper and lighter](#). *CoRR*, abs/1910.01108.
- Sudeep Sharan, Trung Quoc Nguyen, Peter Nauth, and Rui Araujo. 2019. Implementation and testing of voice control in a mobile robot for navigation. In *2019 IEEE/ASME International Conference on Advanced Intelligent Mechatronics (AIM)*, pages 145–150. IEEE.
- Siqi Sun, Yu Cheng, Zhe Gan, and Jingjing Liu. 2019. [Patient knowledge distillation for BERT model compression](#). In *Proceedings of the 2019 Conference on Empirical Methods in Natural Language Processing and the 9th International Joint Conference on Natural Language Processing, EMNLP-IJCNLP 2019, Hong Kong, China, November 3-7, 2019*, pages 4322–4331. Association for Computational Linguistics.
- Zhiqing Sun, Hongkun Yu, Xiaodan Song, Renjie Liu, Yiming Yang, and Denny Zhou. 2020. [Mobilebert: a compact task-agnostic BERT for resource-limited devices](#). In *Proceedings of the 58th Annual Meeting of the Association for Computational Linguistics, ACL 2020, Online, July 5-10, 2020*, pages 2158–2170. Association for Computational Linguistics.
- Thierry Tambe, Coleman Hooper, Lillian Pentecost, Tianyu Jia, En-Yu Yang, Marco Donato, Victor Sanh, Paul N. Whatmough, Alexander M. Rush, David Brooks, and Gu-Yeon Wei. 2021. [Edgebert: Sentence-level energy optimizations for latency-aware multi-task NLP inference](#). In *MICRO '21: 54th Annual IEEE/ACM International Symposium on Microarchitecture, Virtual Event, Greece, October 18-22, 2021*, pages 830–844. ACM.
- Raphael Tang, Yao Lu, Linqing Liu, Lili Mou, Olga Vechtomova, and Jimmy Lin. 2019. [Distilling task-specific knowledge from BERT into simple neural networks](#). *CoRR*, abs/1903.12136.
- Henry Tsai, Jason Riesa, Melvin Johnson, Naveen Arivazhagan, Xin Li, and Amelia Archer. 2019. [Small and practical BERT models for sequence labeling](#). In *Proceedings of the 2019 Conference on Empirical Methods in Natural Language Processing and the 9th International Joint Conference on Natural Language Processing, EMNLP-IJCNLP 2019, Hong Kong, China, November 3-7, 2019*, pages 3630–3634. Association for Computational Linguistics.
- Iulia Turc, Ming-Wei Chang, Kenton Lee, and Kristina Toutanova. 2019. [Well-read students learn better: The impact of student initialization on knowledge distillation](#). *CoRR*, abs/1908.08962.
- UM25C. 2017. [\[link\]](#).
- Andrea Vanzo, Danilo Croce, Emanuele Bastianelli, Roberto Basili, and Daniele Nardi. 2020. [Grounded language interpretation of robotic commands through structured learning](#). *Artificial Intelligence*, 278.
- Ashish Vaswani, Noam Shazeer, Niki Parmar, Jakob Uszkoreit, Llion Jones, Aidan N Gomez, Łukasz Kaiser, and Illia Polosukhin. 2017. Attention is all you need. *Advances in neural information processing systems*, 30.
- Anjali Verma, Deepak Kumar, Hariom Maurya, Anuj Kumar, and Mr Prabhakant Dwivedi. 2020. Voice control robot using arduino. *International Research Journal of Modernization in Engineering Technology and Science*, 2(04).
- Ofir Zafrir, Guy Boudoukh, Peter Izsak, and Moshe Wasserblat. 2019. [Q8BERT: quantized 8bit BERT](#). In *Fifth Workshop on Energy Efficient Machine Learning and Cognitive Computing - NeurIPS Edition, EMC2@NeurIPS 2019, Vancouver, Canada, December 13, 2019*, pages 36–39. IEEE.
- Yi Zhang and Shi Chuan Xu. 2015. [Ros based voice-control navigation of intelligent wheelchair](#). In *Engineering Decisions for Industrial Development*, volume 733 of *Applied Mechanics and Materials*, pages 740–744. Trans Tech Publications Ltd.
- Yichen Zhang, Zhiguo Lu, Changhui Wang, Chong Liu, and Yunong Wang. 2018. [Voice control dual arm robot based on ros system](#). In *2018 IEEE International Conference on Intelligence and Safety for Robotics (ISR)*, pages 232–237.

Appendix

In the following, we formally define the three NLP tasks (Appendix. A), discuss the datasets (Appendix. B), and present an overview of the ROS architecture (Appendix. C).

A Problem Statement

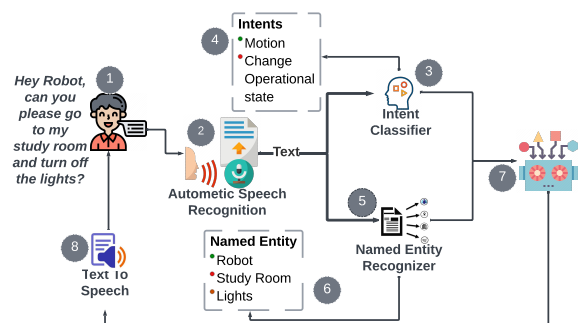


Figure 2: Utterance processing steps of a voice-controlled robot.

Figure 2 presents the workflow of the dialogue-based embedded system considered in

this work. The user command given to the voice-controlled robot first converts the utterance to text using existing automatic speech recognition techniques. In the next step, IC, SC, and NER tasks are performed to analyze the converted text to extract the required information for executing the goal task. Once we have all the details of the goal task, the robot will perform the command accordingly and send a response to the user.

We now formally introduce IC, SC, and NER tasks.

A.1 Intent Classification

To produce an accurate response, reduce backtracking, and minimize user frustration, Intent Classification (IC) is needed to identify which subsequent action a robot needs to perform depending on the user’s utterance. A formal definition of IC can be given as follows:

Definition 1 *Given a collection of user utterances $U = \{u_1, u_2, \dots, u_n\}$, and a set of intent labels $I_x = \{i_1, i_2, \dots, i_m\}$, classify each utterance $u_j \in U$ with one to more intents labels from I_x .*

Importantly, a user might have more than one intent while speaking to a robot, and understanding the implicit or explicit intent expressed in a statement is essential to capturing the user’s needs. For example, consider the following command: “*Hey Robot, can you please go to my study room and turn off the lights?*” The command wants the robot to turn off the lights in the study room; the relevant intent here is “*Change Operational State*”. However, the statement also expressed another intent related to “*Motion*”, as the command requires the robot to change location. Without identifying all the underlying intents, the system cannot perform the right next step. Hence, recognizing and understanding *all* types of intents stated in an utterance is crucial for accomplishing the eventual goal.

A.2 Sentiment Classification

Sentiment analysis is regarded as an important task for accurate user modeling in natural dialog-based interactions, where user utterances are usually classified into multiple emotion/sentiment labels. A formal definition can be given as follows:

Definition 2 *Given a collection of user utterances $U = \{u_1, u_2, \dots, u_n\}$, and a set of sentiment labels $S_x = \{s_1, s_2, \dots, s_m\}$, classify each expression $u_j \in U$ with one to more sentiment labels from S_x .*

For example, the following user utterance, “*OMG, yep!!! That is the final answer. Thank you so much!*” will be classified with sentiment labels “gratitude” and, “approval”. Similarly, statements such as “*This caught me off guard for real. I’m actually off my bed laughing*” will be labeled as “surprise” and, “amusement”.

A.3 Named-entity Recognition

Named entity recognition (NER) — often referred to as entity chunking, extraction, or identification — is a sub-task of information extraction that seeks to locate and classify named entities mentioned in unstructured text. An entity can be expressed by a single word or a series of words that consistently refer to the same thing. Each detected entity is further classified into a predetermined category. The formal definition of the NER task can be given as follows:

Definition 3 *Given a collection of statements/texts $S = \{s_1, s_2, \dots, s_n\}$, and a set of entity labels $E_x = \{e_1, e_2, \dots, e_m\}$, all the words/tokens in the text will be classified with an entity labels $e_i \in E_x$.*

NER can be framed as a sequence labeling task that is performed in two steps, first, detecting the entities from the text, and second, classifying them into different categories. A named entity recognizer model classifies each word/phrase representing an entity into one of the four types: (a) persons (PER), (b) objects (OBJ), (c) locations (LOC), and (d) miscellaneous names (MISC).

B Dataset

B.1 Human Robot Interaction Corpus (HuRIC)

To use the HuRIC dataset in our task, we extracted the intent information from *frame semantics*. The original dataset⁴ contains many intents that are close semantically; hence, we merged a few similar intents after analyzing the command. For instance, based on most of the commands in the dataset, we merged intent “*Releasing*” and intent “*Placing*” to a single intent “*Placing*”. The HuRIC dataset contains a mixture of simple and complex commands. The difference between simple and complex commands can be clarified using a few examples, such as a command such as “*Bring the book on the table in the kitchen*” has a single intent as, “*Bring*”, whereas command like “*Please go to*

⁴<https://github.com/crux82/huric>.

the kitchen and inspect the sink” has two different intents, namely “*Motion*” and “*Inspect*”. However, there are very few examples of complex commands in the dataset.

B.2 GoEmotion

In contrast to the basic six emotions, which include only *one* positive emotion (joy), GoEmotion taxonomy includes *twelve* positive emotions. Additionally, the taxonomy includes *eleven* negative, *four* ambiguous emotion categories, and *one* neutral emotion, making it widely suitable for conversation understanding tasks that require a subtle differentiation between emotion expressions.

The goal was to build a large dataset focused on conversational data, where emotion is a critical component of communication. Because the Reddit platform offers a large, publicly available volume of content that includes direct user-to-user conversation, it is a valuable resource for emotion analysis. So, the authors built GoEmotion using Reddit comments from 2005 (the start of Reddit) to January 2019, sourced from subreddits with at least 10K comments, excluding deleted and non-English comments. The authors created a taxonomy seeking to jointly maximize three objectives: (i) provide the greatest coverage of the emotions expressed in Reddit data; (ii) provide the greatest coverage of types of emotional expressions, and (iii) limit the overall number of emotions and their overlap. Such a taxonomy allows data-driven, fine-grained emotion understanding while also addressing potential data sparsity for some emotions.

Establishing the taxonomy was an iterative process to define and refine the emotion label categories. During the data labeling stages, the authors considered a total of 56 emotion categories. From this sample, they identified and removed emotions that were scarcely selected by raters, had low inter-rater agreement due to similarity to other emotions, or were difficult to detect from the text. The authors also added emotions that were frequently suggested by raters and were well represented in the data. Finally, they refined emotion category names to maximize interpretability, leading to the high inter-rater agreement, with 94% of examples having at least two raters agreeing on at least one emotion label.

B.3 CoNLL

For the training and development set, ten days’ worth of data were taken from the files representing the end of August 1996. For the test set, the texts were from December 1996. The pre-processed raw data covers the month of September 1996. All data files contain one word per line with empty lines representing sentence boundaries. At the end of each line, there is a tag that states whether the current word is inside a named entity or not. The data contains entities of four types: persons (PER), organizations (ORG), locations (LOC), and miscellaneous names (MISC).

B.4 WNUT 2017

As discussed in 3.2.3, user comments were mined from different social media platforms. We present some details about the dataset in the following.

Documents were drawn from various English-speaking subreddits over January-March 2017. These were selected based on volume, for a variety of regions and granularities. For example, country- and city-level subreddits were included, as well as non-geo-specific forums such as /r/homeassistant, r/HomeImprovement, and /r/restaurants. Documents were filtered to include only those between 20 and 400 characters in length, split into sentences, and tagged with the NLTK (Loper and Bird, 2002) and Stanford CoreNLP (Manning et al., 2014).

The corpus also includes comments from online video-sharing platforms (e.g., YouTube). Comments are drawn from the all-time top 100 videos across all categories within certain parts of the anglosphere. One hundred top-level comments were drawn from each video. Non-English comments were removed. Twitter samples were drawn from time periods matching recent natural disasters, specifically the Rigopiano avalanche and the Palm Sunday shootings. This was intended to select content about emerging events that may contain highly specific and novel toponyms.

Another set of user-generated content was drawn from StackExchange. In particular, title posts and comments, which were posted between January-May 2017 and also associated with five topics (including movies, politics, physics, sci-fi, and security), were downloaded from archive.org. From these title posts and comments, 400 samples were uniformly drawn for each topic.

C Robot Operating System (ROS)

Robot Operating System (ROS) (Quigley et al., 2009) (version 2) is used for controlling the robot and processing the input data. ROS-based architectures typically consist of two major components: (i) *Node*: a process that performs computation and (b) *Topic*: communication channels used to transmit data between publishers and subscribers. A ROS system consists of many small programs (nodes) which connect and continuously exchange messages. A single topic can have multiple publishers and subscribers. Nodes “subscribe” or “publish” to a topic. When multiple nodes access the same topic simultaneously, the requests are managed using first-in, first-out queues.

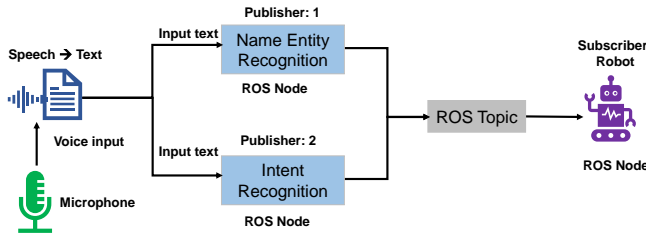


Figure 3: Workflow of the ROS pub-sub model used in our experiments.

We used standard ROS publisher-subscriber (pub-sub) models in our experiments. Figure 3 presents a high-level overview of our experiment setup. For example, “Name Entity Recognition” and “Intent Recognition” nodes send messages to the ROS topic (e.g., robot_function). The “Robot Driver” and nodes receive the messages from the corresponding topic and perform the task.