

## Profiling the news spreading barriers using news headlines

Abdul Sittar<sup>a</sup> (abdul.sittar@ijs.si), Dunja Mladenić<sup>b</sup> (dunja.mladenic@ijs.si),  
Marko Grobelnik<sup>c</sup> (marko.grobelnik@ijs.si)

<sup>a</sup> Jozef Stefan International Postgraduate School, Jamova Cesta 39, 1000 Ljubljana, Slovenia

<sup>b</sup> Jozef Stefan Institute, Jamova Cesta 39, 1000 Ljubljana, Slovenia

<sup>c</sup> Jozef Stefan Institute, Jamova Cesta 39, 1000 Ljubljana, Slovenia

### Corresponding Author:

Abdul Sittar

Jozef Stefan International Postgraduate School, Jamova Cesta 39, 1000 Ljubljana, Slovenia

Tel: (+386) 41207252

Email: abdul.sittar@ijs.si

# Profiling the news spreading barriers using news headlines

Abdul Sittar<sup>a,\*</sup>, Dunja Mladenić<sup>b</sup>, Marko Grobelnik<sup>c</sup>

<sup>a</sup>*Jozef Stefan International Postgraduate School, Jamova Cesta 39, 1000 Ljubljana, Slovenia*

<sup>b</sup>*Jozef Stefan Institute, Jamova Cesta 39, 1000 Ljubljana, Slovenia*

<sup>c</sup>*Jozef Stefan Institute, Jamova Cesta 39, 1000 Ljubljana, Slovenia*

---

## Abstract

News headlines can be a good data source for detecting the news spreading barriers in news media, which may be useful in many real-world applications. In this paper, we utilize semantic knowledge through the inference-based model COMET and sentiments of news headlines for barrier classification. We consider five barriers including cultural, economic, political, linguistic, and geographical, and different types of news headlines including health, sports, science, recreation, games, homes, society, shopping, computers, and business. To that end, we collect and label the news headlines automatically for the barriers using the metadata of news publishers. Then, we utilize the extracted commonsense inferences and sentiments as features to detect the news spreading barriers. We compare our approach to the classical text classification methods, deep learning, and transformer-based methods. The results show that the proposed approach using inferences-based semantic knowledge and sentiment offers better performance than the usual (the average F1-score of the ten categories improves from 0.41, 0.39, 0.59, and 0.59 to 0.47, 0.55, 0.70, and 0.76 for the cultural, economic, political, and geographical respectively) for classifying the news-spreading bar-

---

\*Corresponding author.

*Email addresses:* `abdul.sittar@ijs.si` (Abdul Sittar), `dunja.mladenic@ijs.si` (Dunja Mladenić), `marko.grobelnik@ijs.si` (Marko Grobelnik)

riers.

*Keywords:* News spreading barriers, Profiling news spreading barriers, Commonsense inferences, sentiment analysis, Economic barrier, Political barrier, Cultural barrier, Linguistic barrier, Geographical barrier,

## 1. Introduction

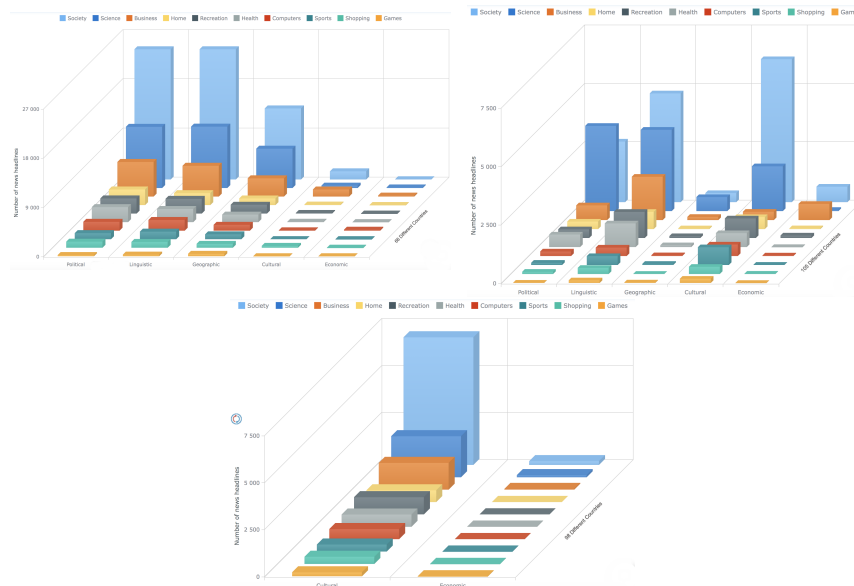


Figure 1: The bar charts show the statistics about the news articles that have the labels "Information-crossing", "information-not-crossing", and "unsure" respectively (from left to right) for all the ten different categories. The x-axis shows the different barriers, the y-axis shows the count of the news articles, whereas the bars on the z-axis represent ten different categories (see Section 4).

Event-centric news spreading comes across many barriers because the storylines of the news are anchored to time, place and entities Sittar et al. (2022b); Rospocher et al. (2016). In this paper, the term barriers refer to the bridges that are in place between different societies, nations, and countries while transferring information to each other. The classification of such barriers can be useful in

the context of numerous real-world applications, such as trend detection, and content recommendations for readers and subscribers Gulla et al. (2017); Heydari et al. (2015). Thus, it is highly important to classify the barriers to massive news spreading related to different events.

Culture is multifaceted, subsuming behaviors, values, and attitudes that are dominant and unique to a particular group of people. News media has a strong relationship with many macro-level factors in society, ranging from the economy, governments, the public, and other organizational structures Ng & Tan (2021). In a cultural barrier, media diversity provides different opinions and perspectives across different cultures d'Haenens et al. (2009). The publishing language of a news media also influences the diffusion of news about global and local events Wright (2022) where we can say that there is a language barrier. Likewise, the political alignment of news publishers has a direct relation with the published content and it is called by Sittar et al. (2022b) as a political barrier. Another contextual variable that has a direct relation with different types of news is the economic situation (we call it the economic barrier) surrounding the news publisher. Since the economic differences in the living style affect the need, the news is likely to propagate according to the need of locals.

Another important variable in this context is news sentiments about different events across different locations. Several studies use a sentiment from textual data including social media, and news articles to forecast financial variables Barbaglia et al. (2022); Consoli et al. (2022); Kumbure et al. (2022). The sentiment of the news plays an important role in news spreading as Bustos et al. (2011) found that the price movement in Stock Exchange has a direct relation with the news spreading patterns. Similarly, news about global events has different sentiment polarity across the geographical barrier. Moreo et al. (2012) calls it the popularity measurement of news in a global context. Market behavior is also predictable through sentiments Godbole et al. (2007); Shah et al. (2018) as well as sentiment can vary by demographic group, news sources and

geographic locations Mehler et al. (2006).

When it comes to news headline, it reflect the vital information of news articles. It reduces the interpretation time and effort of reading the whole article Shrawankar & Wankhede (2016). The first thing in the news article is its headline which makes the first and foremost impression on the news readers. Plenty of news articles are published every day and spread via news and social media Gravanis et al. (2019); Gabielkov et al. (2016); Nassirtoussi et al. (2015). These headlines have different emotional scores with a negative, positive or neutral polarity which directly impacts the readers' actions Aslam et al. (2020).

Barrier classification with news headlines is a challenging task due to incorporating insufficient information as well as misinformation in the headlines. News coverage of different fields including sports, health, and computers has different impact levels. We focus on five different types of barriers including cultural, political, linguistic, economic, and geographic as these are important barriers that can influence news spreading Sittar et al. (2022b). In this study, we assume that common sense-based semantic knowledge and sentiments of news headlines will help to classifying the news-spreading barriers. We are interested in exploring the variations in sentiments across different barriers where news headlines belong to different events. We explore a range of different commonsense descriptions generated by the Natural Language Processing Knowledge Inference Tool Ismayilzada & Bosselut (2022). In addition, we present an approach to barrier classification that aims to classify barriers across the news. This approach combines information based on news headlines, their inferences, and its sentiment.

More specifically, we focus on the following research questions:

RQ1: Do the sentiments of the news headlines of different topics vary across the different barriers?

RQ2: What are the properties (statistics and ratio) of the common sense

knowledge relations in news headlines to different topics?

RQ3: Which classification methods (classical or deep learning methods or transformers based methods) yield the best performance to barrier classification task?

The contributions of this research can be summarized as follows:

1. A novel approach to information barrier annotation based on news metadata.
2. A dataset for the barrier classification in the news that has been labeled automatically using the metadata and the semantic similarity.
3. An approach to classification of news spreading barriers based on semantic knowledge including a wide range of common sense inferences and sentiments of news headlines.

The rest of the paper is organized as follows: Section 2 reviews the related work on barrier classification; Section 3 presents the approach; Section 4 describes the benchmark dataset construction; Section 5 discusses the experimental results; Section 6 concludes the paper and highlights the theoretical and practical implications of our study.

## **2. Related Work**

In this section we present the related work on news spreading barriers and the role of semantic knowledge and sentiments of the news headlines for different tasks.

### *2.1. News spreading barriers*

Effective dissemination is the key to bridging the gap in information spreading. For the scientists and the practitioners, it is necessary to participate in explicit, accurate, and unbiased dissemination of their respective areas of expertise to the public Kelly et al. (2019). The result of communication is not only situation-specific but also inherently culturally bound because it is entrenched in

human acts with intentions, interests, and wants as well as larger institutional, social, and cultural systems Jiang & Tang (2020). Culture-specific ideology is defined as the values, beliefs, attitudes, or interests expressed in a source text that is associated with a particular culture or source and that may be viewed as undesirable or incompatible with the dominant values, beliefs, attitudes, or interests of another culture or subculture. It defines the strategies adopted by text producers in bridging the divides in global news transmission. According to McNelly's theory, the more distance an intermediary communicator has to travel before learning about a news occurrence, the less personally invested he is in it and the more he considers its "marketability" to editors or readers Vuorinen (1994). It has been said that countries with close distances share culture and the news reporting on the same events will not differ due to ideology, culture, and geopolitics Segev (2015); Ma et al. (2017). Countries that share a common culture are expected to have heavier news flow between them when reporting on similar events Wu (2007). There are many quantitative studies that found demographic, psychological, socio-cultural, source, system, and content-related aspects Al-Samarraie et al. (2017). The role of content is an essential research topic in news spreading. Media economics scholars especially showed their interest in a variety of content forms since content analysis plays a vital role in individual consumer decisions and political and economic interactions Fico et al. (2008). In content, a frame is a means to highlight certain elements of a seen reality in a communication text so as to support a specific problem definition, causal interpretation, moral assessment, and/or therapy proposal for the thing being described. There are four places where frames can be found during communication: the text, the recipient, the communicator, and the culture Reese (2007). The inverted pyramid reporting method, where the most significant facts are presented in order of importance, is a key component of news framing. Bias in the news can manifest in a variety of ways, these include "source bias," "unbalanced presentation of contested themes," and "frequent usage of packaged formula" Walter & Ophir (2019). Scheufele identifies five factors that influence how journalists frame news. These include societal expectations and

ideals, organizational demands and restrictions, pressure from interest groups, journalistic practices, and journalists' ideological or political leanings Obijiofor (2010). A vast body of literature exists on how the news media frame the news events and consequently influence public perception of those events Lamidi & Olisa (2016). Existing literature posit that framing is often used intentionally for the purpose of changing the perception of content and to cater to this, different computational methods have been applied King et al. (2017); Sheshadri et al. (2021).

## *2.2. Inference-based semantic knowledge*

COMMONsense Transformers (COMET) is an automatic construction of commonsense knowledge bases. It is a framework for adapting the weights of language models to learn to produce novel and diverse common-sense knowledge tuples Bosselut et al. (2019). Abductive natural language inference can be used to interpret between the lines in natural language Bhagavatula et al. (2019). Inferences allow us to connect pieces of knowledge to reach the new conclusion. Human performs natural language inference based on a vast amount of external knowledge about language and the world. In order to comprehend human language, machines first need linguistic knowledge i.e., knowledge about the language. This includes the understanding of word meanings, grammar, syntax, semantic, and discourse structure. Having linguistic knowledge gives a human or machine the basic capabilities of understanding language, and is a required property of virtually any NLP system, even those not created for NLI tasks. Common knowledge refers to well-known facts about the world that are often explicitly states Cambria et al. (2011). This kind of knowledge is often referred to in human communication Cambria et al. (2014). Some types of common knowledge may be domain-specific. While domain-specific knowledge is obviously useful for domain-specific applications, much of this knowledge may not be needed for general-purpose communication with humans. Common-sense knowledge, on the other hand, is typically unstated as it is considered obvious to most humans and consists of universally accepted beliefs about the world.



Commonsense knowledge provides a deeper understanding of language. While it is rarely referred in language, humans rely on it in communication Gao et al. (2016), as it is required to reach a common ground. It consists of everyday assumptions about the world, and is generally learned through one’s own experience with the world, but can also be inferred by generalizing over common knowledge. While common knowledge can vary by region, culture and other factors, we expect that commonsense knowledge should be roughly typical to all humans Davis et al. (2017). To tackle the challenging benchmark tasks, many computational models have been developed. These range from earlier symbolic and statistical approaches to recent approaches based on deep neural networks. Explicit textual content is used for different task such as hate speech detection systems and the primary challenges for statistical and neural classifiers is the infer the implicit messages in text. Recent works have highlighted the needs to use implicit messages to detect textual content ElSherief et al. (2021). Similarly external knowledge base was used with transformer to perform emotion recognition, bias prediction Ghosal et al. (2020); Swati & Grobelnik. Semantic knowledge also proved to enhance the existing model to learn a general representation Razniewski et al. (2021). There are many example of recommendation systems that utilize the semantic knowledge consisting on several attributes and multi-model knowledge Lei et al. (2021); Zhou et al. (2020). Taking the semantic information through knowledge graphs is also one of the best way to associate semantic information to the data for different tasks Colon-Hernandez et al. (2021). Common sense knowledge consists on many spatio-temporal features including spatial, physical, temporal, and psychological aspects of everyday life. It has proved to be crucial for many NLP tasks including dialogue understanding and generation, event prediction, and question answering Fang et al. (2021). For the development of new approaches to address different tasks, one of the critical task is creating benchmark datasets to evaluate the approaches Storks et al. (2019).

### *2.3. Sentiments as semantic knowledge*

Sentiment classification of news deals with the identification of positive and negative news that can be used to predict the trends related to different tasks Yazdani et al. (2017). Sentiment of the news has already been used for news classification as well as other features including entities, special phrases Hui et al. (2017); Demirsoz & Ozcan (2017). In the task of sentiment classification approaches, DistilBERT can transfer basic semantic understanding to further domains and lead to greater accuracy than the baseline TFIDF Dogra et al. (2021). For the task of fake news detection, textual content of news along with the headline have been used to extract the features Cui et al. (2019). Taj et al. (2019) used dictionary-based and corpus-based methods for sentiment analysis of news related to business, entertainment, politics, sport, and technology. Li et al. (2017) have used sentiments along with bag-of-features to predict the stock market prediction. prove that sentiments of fake news increase the accuracy of fake news detection Bhutani et al. (2019) and there exists a strong relationship between news and its sentiments such as negative emotions tend to spread fast Ajao et al. (2019).

## **3. Approach Description**

In order to perform the classification of news published across barriers (geographical, cultural, economic, etc.) and by that attempt to recommend and identify trends of news spreading belonging to different categories, some methodological considerations are necessary.

This research article presents a novel approach to barrier annotation utilizing news meta-data and approach to news classification utilizing inferences based semantic knowledge, as shown in Figure 2. In the first step, we execute a query that extracts the news articles from the Event Registry belonging to different categories (business, computers, games, health, home, recreation, science, shopping, society, and sports) and published within a certain time span - in our case

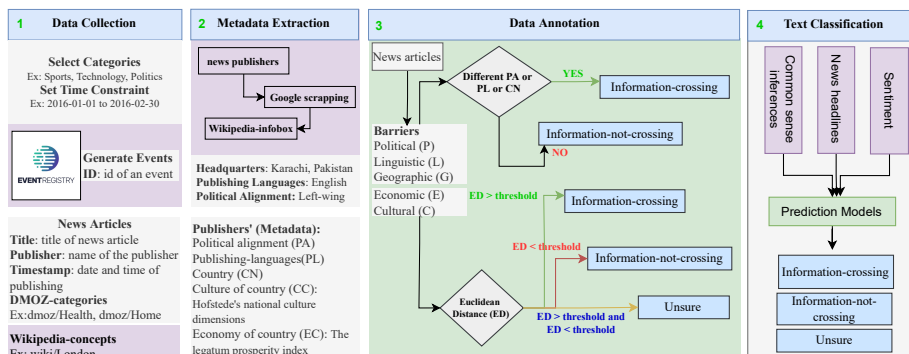


Figure 2: An approach to automatic barrier profiling based on the news meta-data. Data extraction from the Event Registry is the first step. Meta-data extraction through Google and Wikipedia scrapping is the second step. The third step is to label the news articles after calculating the euclidean distances. The classification with the classical machine learning models, deep learning, and transformer-based methods is performed in the last step.

between 2016-2021 (see Subsection 4). Then we parse and save these news articles along with the source information such as publishers’ names and publishing dates.

In the second step, we extract meta-data related to news publishers via searching the news publishers’ on Google and extracting their Wikipedia links. Using these links, we obtain the necessary information from Wikipedia-infobox Sittar et al. (2022b). We use Bright Data service <sup>1</sup> to crawl and parse Wikipedia-Infobox.

<sup>1</sup><https://brightdata.com/>

In the third step, we perform the annotation of news articles. To label the news articles, we set the annotation guidelines (see Subsection 4). For cultural and economic barriers, we assign ternary labels to news articles whereas, for linguistic, geographical, and political barriers, we assign binary labels to news articles.

In the fourth step, we conduct a detailed analysis of the sentiments of the news headlines for each category (see Figure 4) and provide a list of comprehensive trends of sentiments across different categories and barriers (see Figure 5). Next, we extract semantic knowledge through the inference-based model COMET Bosselut et al. (2019)(see Figure 6). We analyze the properties of the inferences relations to the news headlines of different topics (see Figure 7). Afterward, we conduct experiments comparing machine learning state-of-the-art (LR, NB, SVC, kNN, and DT), deep learning (LSTM) and transformer-based method (BERT) using a combination of news headlines with inferences based semantic knowledge and its sentiments. The results are presented in Section 5.5, 5.6 showing the performance of different features and different methods. The source code of this approach is available in the GitHub repository <sup>2</sup>.

#### 4. Benchmark dataset construction

We collected the news articles reporting on different events published between 2016-2021 in the English language using Event Registry Leban et al. (2014) APIs <sup>3</sup>. The dataset consists of approximately 1.7 million news articles. Each news article belongs to a different category (see Table 1). Each news article consists of a few attributes: title, body text, name of the news publisher, date and time of publishing, event-ID, DMOZ-categories, and Wikipedia concepts.

---

<sup>2</sup><https://github.com/abdulsittar/BC-Inferences-Sentiments.git>

<sup>3</sup><https://github.com/EventRegistry/event-registry-python/blob/master/eventregistry/examples/QueryArticlesExamples.py>

Categories	Cultural	Economic	Geographic	Linguistic	Political
<b>Business</b>	37827	23641	40084	51334	28882
<b>Computers</b>	12148	1475	10385	39777	9105
<b>Games</b>	3128	512	2873	2757	1754
<b>Health</b>	14735	1880	14981	19770	14743
<b>Home</b>	13890	1989	13467	20109	13536
<b>Recreation</b>	2105	3087	17026	21492	16014
<b>Science</b>	80256	10031	83594	83538	82563
<b>Shopping</b>	6426	863	6543	8783	5398
<b>Society</b>	159170	20461	190606	218048	144744
<b>Sports</b>	23641	1076	8292	10279	5667
<b>After common sense extraction and data annotation</b>					
<b>Business</b>	3455	1015	3550	7974	7037
<b>Computers</b>	913	310	1181	2194	1895
<b>Games</b>	186	68	549	504	316
<b>Health</b>	1159	90	1533	3295	3368
<b>Home</b>	1065	86	1321	2796	3258
<b>Recreation</b>	1695	161	1783	3697	3236
<b>Science</b>	4377	378	7877	14665	14925
<b>Shopping</b>	513	42	796	1685	1287
<b>Society</b>	14238	1003	13472	28431	28447
<b>Sports</b>	1533	39	1021	2054	1289

Table 1: The table shows the statistics before and after filtering the news articles based on common sense knowledge extraction and data annotation for the ten categories (business, computers, games, health, home, recreation, science, shopping, society, and sports) of five barriers.

A few attributes are self-explanatory such as title, body text, name of the news publisher, and date and time of publishing. An event-id represents a unique number that is associated with all the news articles that belong to the same event. The DMOZ-categories represent topics of the content/news article. It is a project that has a hierarchical collection of web page links organized by subject matters <sup>4</sup>. Around 50,000 categories are used by the Event Registry (top 3 layers of the DMoz taxonomy) <sup>5</sup>. The statistics of all the categories for all the five barriers are presented in the Table 1. The Wikipedia concepts are used as a semantic annotation for news articles and can represent entities (locations, people, organizations) or non-entities (things such as personal computers, and toys). In Event Registry, Wikipedia’s URLs are used as concept URIs.

To fetch the metadata for each barrier, the essential thing is the news publisher’s headquarters name. For each news publisher we get this information from Wikipedia-infobox. We used the Bright Data service <sup>6</sup> to crawl and parse Wikipedia-Infobox for almost more than 10,000 news websites. We retrieved the country name of the news publishers headquarters name. For the economical barrier, we fetched the economical profile for each country using “The Legatum Prosperity Index” <sup>7</sup> as done by Sittar et al. (2022b). It has twelve dimensions that represent different economical aspects (see Figure 3). For the cultural barrier, we calculated differences among different regions using six Hofstede’s national culture dimensions (HNCD) (see Figure 3). For the economic and cultural barrier, we calculated the euclidean distance among all the countries (for the economic barrier using the economical profile, and for the cultural barrier using the HNCD). Two countries have been labeled as: ”information-not-crossing” if the distance score was  $\leq 0.1$ , ”unsure” if the distance score was  $> 0.1$  and  $\leq 0.4$ , ”information-crossing” if the distance score was  $> 0.4$ . For the geographical barrier, we stored general latitude and longitude. For the political

---

<sup>4</sup><https://dmoz-odp.org/>

<sup>5</sup><https://eventregistry.org/documentation?tab=terminology>

<sup>6</sup><https://brightdata.com/>

<sup>7</sup><https://www.prosperity.com/>

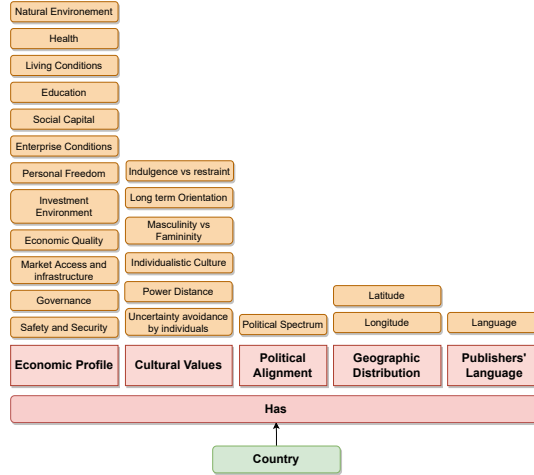


Figure 3: Metadata for the five barriers (cultural, economic, geographical, linguistic, and political).

barrier, we utilize the political ideology/alignment of the newspaper/magazine that we determined based on Wikipedia-infobox at their Wikipedia page Sittar et al. (2022a). The statistics about the labeled dataset are presented in Figure 1 and Table 1. Data can be found in the GitHub repository <sup>8</sup>.

We set the following annotation questions based on the definitions above in order to classify the barriers to news spreading.

- Q1: *Do all the news articles reporting on an event, publish from a particular/same geographical location?*
- Q2: *Do all the news articles reporting on an event, publish from the locations having equal economic prosperity?*
- Q3: *Do all the news articles reporting on an event, publish from a particular/same locations having equal cultures?*

<sup>8</sup><https://github.com/abdulsittar/BC-Inferences-Sentiments.git>

- Q4: *Do all the news articles reporting on an event, publish from the sources with a particular/similar political class?*
- Q5: *Do all the news articles reporting on an event, publish by the newspapers where the publishing language were same?*

Question 1 (Q1) intends to identify whether the news was published across different geographical places or not. The question is answered "Yes" for all the news articles reported on an event if they are published from one country otherwise "No". Question 2 (Q2) intends to identify whether the news was published across different economies or not. The economic similarity has been calculated using euclidean distance. The question is answered with "information-crossing" for all the news articles reported on an event if they are published from countries with similar economic situations. The question is answered with "unsure" for all the news articles reported on an event if at least one of the news articles published from a country that is labeled with "unsure" (see Figure 3) otherwise "information-not-crossing". Question 3 (Q3) intends to identify whether the news was published across different cultures or not. The question is answered with "information-crossing" for all the news articles reported on an event if they are published from countries with a similar culture. The question is answered with "unsure" for all the news articles reported on an event if at least one of the news articles is published from a country that is labeled with "unsure" otherwise "information-not-crossing". The cultural similarity has been calculated using the euclidean distance (see Section 4). Question 4 (Q4) intends to identify whether the news was published in newspapers with the same political alignments or not. The question is answered "Yes" for all the news articles reporting on an event if they are published in the newspapers following similar political alignments otherwise "No". Question 5 (Q5) intends to identify whether the news was published in the newspapers where the publishing language was the same or not. The question is answered "Yes" for all the news articles reporting on an event if they are published from different newspapers where the publishing language was the same otherwise "No".



#### 4.1. Annotated dataset

Initially, we collected almost approximately 1.7 million news articles. After filtering the news based on the unavailability of the metadata information the news articles were limited to a few thousand news articles. Similarly based on not having no common sense inferences, the news article was reduced to a few thousand articles. The statistics of the news belonging to the ten categories across the five barriers are presented in Table 1. The dataset is available in the GitHub repository <sup>9</sup>. Labels for the five types of barrier annotations are derived:

- economic barrier classes: *information-not-crossing*, *unsure*, and *information-crossing*.
- cultural barrier classes: *information-not-crossing*, *unsure*, and *information-crossing*.
- geographical barrier classes: *Not-crossed-GB*, and *Crossed-GB*.
- Political barrier classes: *Not-crossed-PB*, and *Crossed-PB*.
- Linguistic barrier classes: *Not-crossed-LB*, and *Crossed-LB*.

---

<sup>9</sup><https://github.com/abdulsittar/BC-Inferences-Sentiments.git>

Barrier (Category)	Time	Title	Location/Publisher/Language	Meta-Data	Class
cultural (Games)	2016-07-18T19:48:00Z	Trump aims to show his softer side at Cleveland convention	Ireland (irishtimes.com)	Same Culture	information-not-crossing
	2016-07-18T22:04:00Z	Uproar at Republican convention as anti-Trump delegates revolt	Thailand (bangkokpost.com)		
	2016-04-16T22:23:00Z	Another small victory for Cruz	New Zealand (odt.co.nz)	Different Culture	un-sure
	2016-04-18T16:02:00Z	Romney: 3-man race throws Trump the nomination	United States (wcyb.com)		
	2016-05-25T05:19:00Z	Protests turn violent outside Trump rally in New Mexico	japan (japantoday.com)	Different Culture	information-crossing
	2016-05-25T11:40:00Z	Protests turn violent outside Trump rally in New Mexico	United States (newschannel5.com)		
economic (Recreation)	2016-07-13T21:36:00Z	File to seek Gulen's US extradition ready	Azerbaijan (en.trend.az)	Similar economic Situations (ES)	information-not-crossing
	2016-07-16T19:59:00Z	Erdogan calls on Barack Obama to extradite Fetullah	Armenia (news.am)		
	2018-03-17T20:46:00Z	Trump consultants harvested data from 50 million Facebook users: reports	Pakistan (go.tv)	Different ES	un-sure
	2018-03-19T17:14:00Z	Officials question Facebook's protection of personal data	United States (union-bulletin.com)		
	2018-03-22T01:50:00Z	Ex-Facebook manager says company was sluggish in stopping data harvesting	Kenya (businessdailyafrica.com)		
2018-04-03T17:19:00Z	Trump seeks Syria pullout as advisers warn on Islamic State	Egypt (english.ahram.org.eg)	Different ES	information-crossing	
2018-04-04T18:13:00Z	White House appears to delay Trump's order for Syrian withdrawal	Iraq (kurdistan24.net)			
Political (Society)	2021-04-07T21:55:00Z	Thugs petrol bomb bus as violent riots continue in Belfast	conservatism (thesun.ie)	Similar Political alignment (PA)	information-not-crossing
	2021-04-08T06:52:00Z	Thugs petrol bomb bus as violent riots continue in Belfast	conservatism (thesun.ie)		
	2021-04-09T03:22:00Z	Police Use Water Cannon During Continued Unrest in Belfast	centre-right (theaustralian.com.au)		
	2016-01-06T14:51:00Z	Iraq offers to mediate in Saudi-Iran crisis stemming from cleric's execution	Neutral (brandsun.com)	Different PA	information-crossing
	2016-01-08T01:49:00Z	Iran not seeking tension with Saudi Arabia: Zarif	Conservatism (tehrantimes.com)		
2016-01-09T01:08:00Z	Hammond fails to condemn Saudia political executions	Left-wing (morningstaronline.co.uk)			
Linguistic (Society)	2016-01-15T14:50:00Z	Why Amal Clooney doesn't think she's a celebrity	English (pagesix.com)	Similar Publishing Language (PL)	information-not-crossing
	2016-01-15T17:51:00Z	Amal Clooney Talks About Her New Celebrity Status for the First Time	English (vanityfair.com)		
	2016-01-16T02:20:00Z	Amal Clooney Sits Down for First U.S. TV Interview Watch!	English (usmagazine.com)		
	2016-01-15T17:38:00Z	Friendly no more: Trump, Cruz erupt in bitter fight at Republican debate	Spanish (ecofisario.economista.es)	Different PL	information-crossing
	2016-01-15T14:00:00Z	The Fight Everyone Wanted to See Finally Happened	English (charismanews.com)		
2016-01-15T16:27:00Z	The 6th Republican debate in 100 words (and 4 videos)	English (sepr.org)			
Geographic (Society)	2021-04-28T11:48:00Z	Lawmaker Says Schools Must Teach The 'Good Of Slavery' (Video)	United States (patheos.com)	Publishers' headquarters in same country	information-not-crossing
	2021-04-28T22:52:00Z	Backlash on Louisiana lawmaker grows following his comments about slavery	United States (theadvertiser.com)		
	2016-06-10T11:21:00Z	Queen's dedication praised at 90th	England (haverhillecho.co.uk)	Publishers' headquarters in different country	information-crossing
	2016-06-10T14:29:00Z	Queen's dedication praised at 90th	newsletter.co.uk (United Kingdom)		
2016-06-10T15:18:00Z	Queen's dedication praised at 90th	Australia (adelaidenow.com.au)			

Table 2: This table shows the examples of annotation for all the five types of barriers. The annotation is performed using the meta-data shown in Figure 3.

## 5. Materials and methods

In this section, we present an analysis of sentiments across different barriers followed by the properties of commonsense inferences knowledge, classification baselines, evaluation metric, and experimental results comparing simple (LR, SVM, DT, RF, kNN), deep learning (LSTM), and transformers (BERT) for the barrier classification task.

### 5.1. Analysis of sentiments

We use the Vader rule-based model to obtain the emotional and sentiment polarity of the news headlines to analyze the variation of sentiments across the different categories of the different barriers. Vader provides a polarity range of the news headlines in the interval from -1 to +1. The -1 value represents a negative polarity and +1 indicates a positive polarity Martín et al. (2021). The bar charts illustrate the differences in sentiments across binary and ternary classes in each category of the five barriers (see Figure 4). For each instance, we have one of the three sentiments: positive, neutral, and negative.

For the binary class classification of the political, linguistic, and geographical barrier, the headlines that have been labeled as crossing the barrier have the following sentimental differences: the categories business, home, health, recreation, science, shopping, and society have more instances of negative sentiments than positive and neutral with the considerable differences of (8%, 1%, 10%, 5%, 8%, 5%, 5%), (6%, 5%, 2%, 5%, 8%, 5%, 5%), and (7%, 12%, 4%, 12%, 9%, 3%, 5%) respectively; The game category of news headlines with annotation of crossing the political barrier has 12%, 6%, 1% more instances of positive sentiments for the political, linguistic, and geographical barrier; The news headlines that have been labeled as not crossing the political barrier have the following differences: the categories computers, health, recreation, science, society, and sports have more instances of positive sentiments than neutral and negatives sentiments with the considerable differences of (5%, 8%, 5%, 5%, 2%, 5%), (7%, 2%, 5%, 5%, 2%, 3%), and (4%, 2%, 1%, 8%, 3%, 5%) respectively; The game



Figure 4: The bar charts present the sentiments of the headlines for each category. It shows the comparison of sentiments (positive, neutral, and negative) for all ten categories. Each column represents (from the top to bottom) the ten categories (business, computers, games, health, home, recreation, science, shopping, society, and sports), and each row represents (from the left to right) the five barriers (cultural, economic, geographic, linguistic, and political).

category has 10, 1% and 3% more instances respectively with negative instances than other classes; With regard to the ternary classification of the cultural barrier, the news headlines that have been labeled as crossing the barrier, have the following sentimental differences: the categories games, health, shopping, and society have more instances of negative sentiments than other classes with the considerable differences of 12%, 5%, 6%, and 2% respectively. The news headlines that have been labeled as not crossing the cultural barrier have the following differences: the categories business, computers, health, recreation, science, shopping, society, and sports have more instances of positive sentiments than other classes with considerable differences of 5%, 6%, 5%, 5%, 10%, 3%, and 8% respectively. The news headlines that have been labeled as unsure, have the following differences: the categories computers, and shopping, have more instances of positive sentiments than other classes with considerable differences of 6%, and 5% respectively whereas game has 20% more instances of negative sentiments; With regard to the ternary classification of economic barrier, the headlines that have been labeled as crossing the barrier, have the following sentimental differences: the categories business, home, recreation, science, shopping, and sports have more instances of negative sentiments than other classes with the considerable differences of 5%, 7%, 8%, 5%, 2%, and 14% respectively. The news headlines that have been labeled as not crossing the economic barrier have the following differences: games, home, recreation, science, and shopping have more instances of positive sentiments than other classes with considerable differences of 18%, 16%, 7%, 5%, and 8% respectively. The headlines that have been labeled as unsure, have the following differences: business and games have 5% and 22% respectively more instances of negative sentiments, computers, and sports have 8%, and 10% respectively more instances of positive sentiments and recreation and shopping have 12% and 13% more instance of neutral sentiment respectively.

Overall with regard to the binary class classification for the political, linguistic, and geographical barriers, we see that the news headlines that are labeled as

crossing the barrier, have more instances of negative sentiments, whereas the news headlines that are labeled as not crossing the barrier, have more instances with positive sentiments. With regard to the ternary class classification for the economic and cultural barrier, we see that the news headlines that are labeled as crossing the barrier have more instances of negative sentiments, whereas the news headlines that are labeled as not crossing the barrier, have more instances with positive sentiments. However, in case of the news headlines that are labeled as unsure, have more instances of negative sentiments for the economic barrier and positive sentiments for the cultural barrier.



Figure 5: The bar charts present the distribution of different possible trends of sentiments across different categories and barriers (from left to right). The sentimental trends vary in four different types (see on the x-axis): trend1, and trend4 represent decrement and increment respectively in the percentage of news articles (see on the y-axis) with negative sentiment to neutral and then to positive: trend2, and trend3 represent decrement and increment respectively in the percentage of news articles with neutral sentiments than positive and negative sentiments.

The bar charts present the distribution of different possible trends of sentiments across different categories, and barriers (see Figure 5). We analyzed the sentimental trends and found that among other possible trends, these four trends are covering more than 95% of data. The first trend shows that the number of positive instances are higher than neutral instances and then these both are higher than negative instances. The fourth trend is reverse of it. The second trend shows that the number of neutral instances are higher than positive and negative, and, negative and positive instances are approximately equal to each other. The first bar chart shows that more than 30% of news of society and recreation categories consist of news headlines with positive sentiment whereas more than 30% of news of games, home, and sports categories consist of news headlines with neutral sentiments. The second line graph shows that 80% of news headlines belonging to the political barrier have negative sentiment whereas ninety 90% of news headlines belonging to the geographical barrier have neutral sentiments.

The results suggest us the following conclusions for the **Q1**: 1) the political barrier has been crossed by the news with positive sentiments and reverses for the other four barriers (linguistic, geographic, cultural, and economic). The news with negative sentiments has not been crossing the political barrier and has been crossing the linguistic, geographic, cultural, and economic barrier; 2) the variations in the sentiments across binary and ternary class classifications of the different categories of news and the barriers suggest that we should take sentiment score as a feature in barrier classification. Alonso et al. (2021) have considered sentiments of news for fake news detection based on the fact that sentiment is a complementary element to fake news.

### 5.2. Commonsense knowledge

We use a common sense knowledge resource COMET atomic through an inference toolkit called *kogito* to generate commonsense inferences in a given situation by assessing their intentions and behaviors. This toolkit provides the interface to interact with natural language generation models that can be used



to infer the commonsense from a textual input Hwang et al. (2021), Ismayilzada & Bosselut (2022). These models consist of triplets of head entity, relation, and tail entity. We present an example illustrating the results of the commonsense of different relations about three news headlines (taken from the table 2). The first headline ("Uproar at Republican convention as anti-Trump delegates revolt") has six relations such as *react*, *need*, *intend*, *want*, *isFilledBy*, and *react*. To convert the common sense knowledge into a meaningful text we consider each tuple consisting of the relation, and tail as a sentence and then concatenate them. To make the tuples as sentences, we change the relation to the past form such as reacted angry, needed to make a speech, intended to protest, wanted to protest, isFilledBy uproar at the republican convention, and reacted upset.

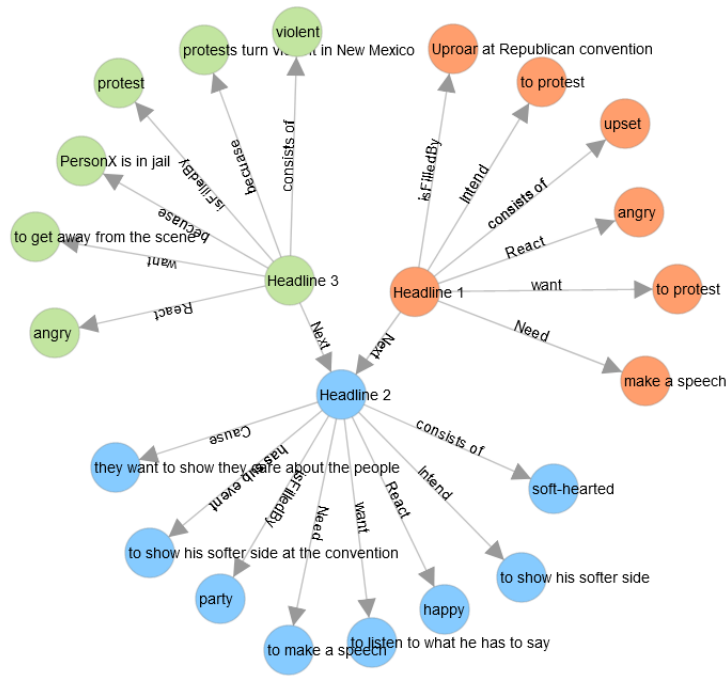


Figure 6: The network diagram presents an example of headlines with the common sense knowledge. Headline1 is "Uproar at Republican convention as anti-Trump delegates revolt", Headline2 is "Trump aims to show his softer side at Cleveland convention", and Headline 3 is "Protests turn violent outside Trump rally in New Mexico" (These headlines belong to the cultural barrier (see Table 2)).

The purpose of using the semantic knowledge in form of commonsense knowledge was to improve text classification, we analyzed the associated inferences to all the barriers. We present an example to illustrate the comparison. We choose the cultural barrier and to perform a comparison between the categories, we select the category society. The results of the intersection between the inferences belonging to three different classes (information crossing, information not crossing, and unsure) have been shown in Figure 7. There are 290 inferences that are common among all three classes and there are 441, 105, and 23 inferences that are common between class one and two, class two and three, and class one and three respectively. The most important fact is that there are 1459, 173, 460 unique inferences for the class one, two and three respectively that can be useful for the classification in this ternary class classification.

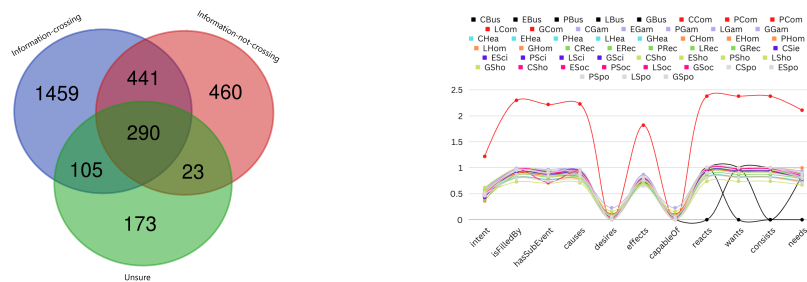


Figure 7: The Venn diagrams show the intersection between inferences across ternary classes of the cultural barrier. The line graph shows the frequency of all the inferences to all categories of all the barriers.

To answer the **Q2** the line graphs in Figure 7 present the statistics of inferences across the ten different categories of the five barriers. Since the main purpose in this figure is to analyze the statistics of the inferences across the categories, we keep the same color for a category across the five barriers. The x axis shows the name of all the inferences and the y axis shows the average number of inferences per a news headline in each category. The categories that have significant differences are computer, and business. The average inferences are significantly high in the computer category than other all categories. Each news headline contains 1.5% inference type "intent" and consists of "isFilledBy", "hasSubEvent", "Causes", "reacts", "wants", "consists", and "needs" inferences types with average of approximately 2.5. The existence of the inference type is almost 0% per news headline for "desires" and "capableOf". For the category business, the existence of a few types of inferences are equal to zero such as "reacts", "wants", "consists", and "needs". Otherwise, the average of the existence of all the inferences per news headline is approximately equal for all the categories of all the barriers.

This analysis makes us understand the distribution of different inferences across different categories, as well as associated semantic knowledge per news headlines. Since different features such as sentiments, and semantic knowledge possess different discriminative capabilities in classification Nassirtoussi et al. (2015); Zhai et al. (2011), we use them as classification of news spreading barrier.

### *5.3. Evaluation methodology and baselines*

We used Scikit-learn implementation of classical and deep learning models considering the following parameters, which are usually the default: hidden layers = 3, hidden units = 64, no. of epochs = 10, batch size = 64, and dropout = 0.001. For the training process of political, geographical, and linguistic barrier, we used Adam as the optimizer, binary cross-entropy as the loss function, and sigmoid as the activation function. For economic and cultural barriers, we used Adam as the optimizer, categorical cross-entropy as the loss function, and SoftMax as the activation function. The data about each barrier is split into

train-set and test-set with a ratio of 80%-20%. To maintain the class proportion in the train and test set, we use stratified sampling (see Figures 8, 9), meaning that the training and testing set must have equal proportion of all the classes. For instance, if in case of business category of culture barrier, there are total 100 news headlines where 40 instances have label "information crossing", 40 instances have label "information not crossing", and 20 instances have label "Unsure". And, we suppose we split our train and test set in the ratio of 80:20. Then, the train set and test set must have 20, 20, and 10 instances of each label ("information crossing", "information crossing", and "Unsure") respectively.

For the comparison with the proposed common sense inferences and semantic knowledge, we evaluated the barrier classification task using the news headlines text only. After performing the preprocessing step such as lower case conversion and stop words removal, we adopted the term frequency (TF) and inverted document frequency (IDF) methods to represent the bag of words of each news article Yazdani et al. (2017). For the barrier classification task, the experiments were conducted by utilizing three different types of machine learning algorithms: 1) classical machine learning algorithms including Logistic Regression (LR), Naive Bayes (NB), Support Vector Classifier (SVC), k-nearest Neighbor (kNN), and Decision Tree (DT): The performance of LR for the text classification problems is same as of the SVM algorithm Shah et al. (2020). SVMs use kernel functions to find separating hyper-planes in high-dimensional spaces Colas & Brazdil (2006). SVM is difficult to interpret and there have to be many parameters that need to be set for performing the classification and one parameter that performs well in one task might perform poorly in other Shah et al. (2020). Therefore many information retrieval systems use decision trees and naive bayes. However, these models lack accuracy Kowsari et al. (2017); Kamath et al. (2018). 2) LSTM (Long-Sort-term Memory): With the emergence of deep learning algorithms, the accuracy of text categorization has been greatly improved. Convolutional neural networks (CNN) and long short-term memory networks (LSTM) are widely used Luan & Lin (2019); Yu et al. (2020);

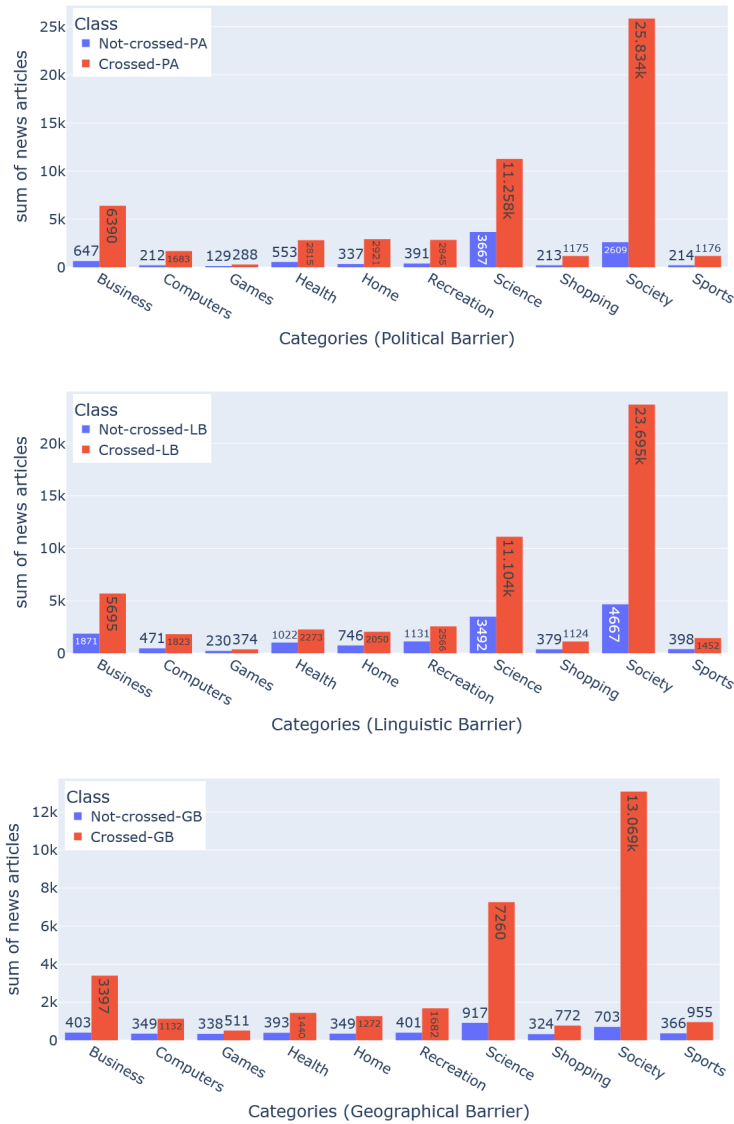


Figure 8: This bar chart shows the class distribution for the political, linguistic, and geographical barriers (from left to right). The bar with blue color shows the distribution for the class "Information-crossing" a barrier whereas the bar with red color shows the distribution for the class "Information-not-crossing" a barrier. Each of the three-bar charts presents the class distribution for all ten categories.

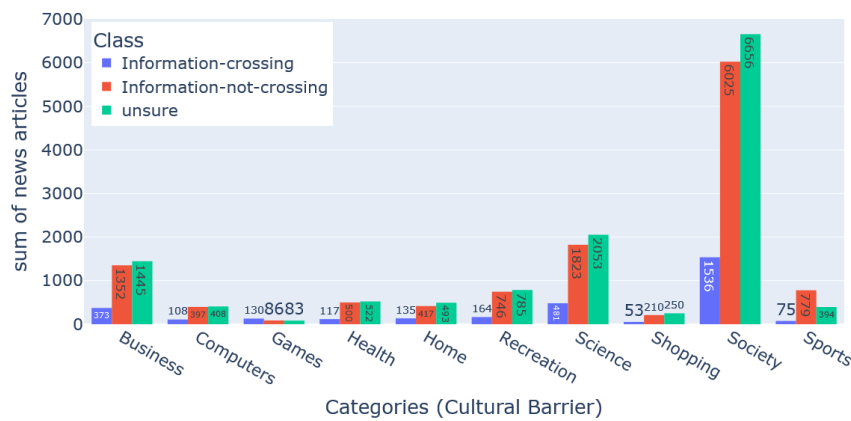
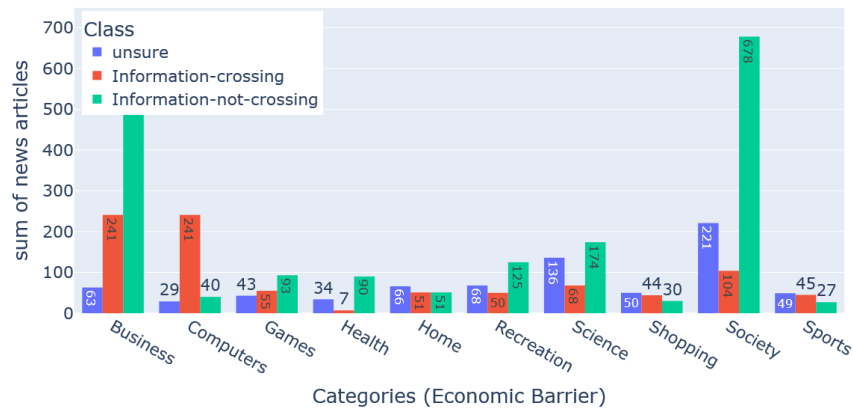


Figure 9: This bar chart shows the class distribution for the economic, and cultural barriers (from left to right). The bar with red color shows the distribution for the class "Information-not-crossing" whereas the bar with green color shows the distribution for the class "Unsure" a barrier. The bar with blue color shows the distribution for the class "Information-crossing". Each of the two bar charts presents the class distribution for all ten categories.

Luan & Lin (2019); Kamath et al. (2018); Wang et al. (2017). 3) State-of-the-art pre-training language model BERT (Bidirectional Encoder Representations from Transformers): It is trained on a large network with a large amount of unlabeled data and adopts a fine-tuning approach that requires almost no specific architecture for each end task and has achieved great success in a couple of NLP tasks, such as natural language inference, and text classification Yu et al. (2019); Jin et al. (2020); González-Carvajal & Garrido-Merchán (2020).

#### 5.4. Evaluation metric

To evaluate the performance of binary and multi-class barrier classification models, F1-score is used as an evaluation measure.

- **F1-Score:** It combines the precision and recall of a classifier into a single metric by taking their harmonic mean. It is defined as:

$$F_1 = \frac{2(Precision * Recall)}{Precision + Recall}$$

#### 5.5. Comparative analysis of the ten categories

We compare the results of all ten news categories based on the evaluation metric F1-score. Since the results of LR among the five (LR, SVC, NB, DT, and kNN) classical machine learning algorithms were higher in all categories, we exclude the others. Table 3 compares the results of LR, LSTM, and BERT with our proposed approach that is based on commonsense-based semantic knowledge and sentiment. The words PM-LSTM (proposed model LSTM) and PM-BERT (proposed model BERT) mean the usage of LSTM and BERT utilizing our approach with the inferences-based semantic knowledge and sentiments. For the cultural barrier, F1-scores using BERT or LSTM with commonsense-based semantic knowledge and sentiment are higher than LR, LSTM, and BERT for business, computers, games, health, home, recreation, science, shopping, society, and sports (with an improvement of 0.02, 0.05, 0.01, 0.09, 0.11, 0.14, 0.09, 0.12, 0.06, and 0.03 respectively.); For the economic barrier, F1-scores are higher than LR, LSTM, and BERT for business, computers, health, home, and



sports (with an improvement of 0.06, 0.03, 0.1, 0.14, and 0.01 respectively.); For the Political barrier, F1-scores are higher than LR, LSTM, and BERT for business, computers, games, health, home, recreation, science, shopping, and society (with an improvement of 0.12, 0.28, 0.08, 0.13, 0.21, 0.07, 0.1, 0.14, and 0.24 respectively.); For the Linguistic barrier, F1-scores are higher than LR, LSTM, and BERT for science, and society (with an improvement of 0.26, and 0.24 respectively.); For the geographical barrier, F1-scores are higher than LR, LSTM, and BERT for business, computers, health, home, recreation, and society (with the improvement of 0.03, 0.44, 0.25, 0.17, 0.26, and 0.28 respectively.);

The results presented in Table 3 indicate that the best results for each barrier are obtained by PM-BERT and BERT, however closely followed by the PM-LSTM. The LR performs a little less compare to the other algorithms were tested. Moreover, it can be seen that the obtained F1-score vary significantly across different categories. While the obtained F1-score is very high for the two categories (health, and society) of geographical barrier, for the three categories (business, shopping, and science) of political barrier, and a quite good score is obtained for recreation category of cultural barrier, games category of economic barrier, and computers category of linguistic barrier, the score is low comparatively for the other categories of the different barriers.

The best results obtained for the task of classifying the barriers for the ten different categories is a direct consequence of the class distribution and sentiments of the classes to some extent. As far as the results are concerned for all the barriers, we see that the highest F1-score is produced for the health (0.97), and society (0.97) categories of geographical barrier, recreation (0.66) category of the cultural barrier, games (0.72) category of the economic barrier, computers (0.97) category of the linguistic barrier, and business (0.97), shopping (0.97), and science (0.97) categories of the political barrier. The F1-score for society category of geographic and business category of political is as high as equal to 0.97. An obvious reason for this is the fact that the data is heavily imbalanced with 95%

and 91% instances of majority classes. However, still both are showing the improvements. This can be due to a slight variation of sentiments across its binary classes. For the health category of geographical barrier, and shopping and science category of political barrier, the class distribution is not much imbalanced (78%, 85%, and 75% instances of majority class) but F1-score is really high that means PM-BERT is best suited for these categories. Regarding its best results, it might be possible that sentiments across these binary classes have variations such as label "Crossed-GB" have more positive and less negative instances than "Not-crossed-GB" and vice versa. Similarly, the shopping and science category of political barrier consist of more news headlines with negative sentiments for label "Crossed-PB" and vice versa for the label "Not-crossed-PB". PM-BERT has proved to be best suited for the classification of computers and games categories of linguistic and economic barriers. We see that the data is quite balanced for computers category of linguistic (75% and 25% instances of "Crossed-LB", "Not-crossed-LB" respectively) and games category of economic barrier (29%, 49%, 22% instances of "information-crossing", "information-not-crossing", and "unsure" classes respectively). Looking into the sentiments of each class of computers category (see Figure 4), we observe that one has more news headlines with positive headlines and less negative news headlines and vice versa. However, for the games category of economic barrier, sentiments are varying across all three classes: 12%, 25%, and 50% news headlines with positive, neutral, and negative sentiments respectively for the label "Information-crossing". The label "Unsure" does not have news headlines with neutral sentiments whereas all the news headlines labeled as "Information-not-crossing" has only positive sentiments. For the recreation category of cultural barrier, although the distribution of positive, neutral, and negative sentiments across all three barriers is almost equal as well as the class distribution is balanced (10%, 44%, and 46% instances for "Information-crossing", "Information-not-crossing", and "Unsure" respectively), the PM-BERT performs really well (0.66 F1-score).

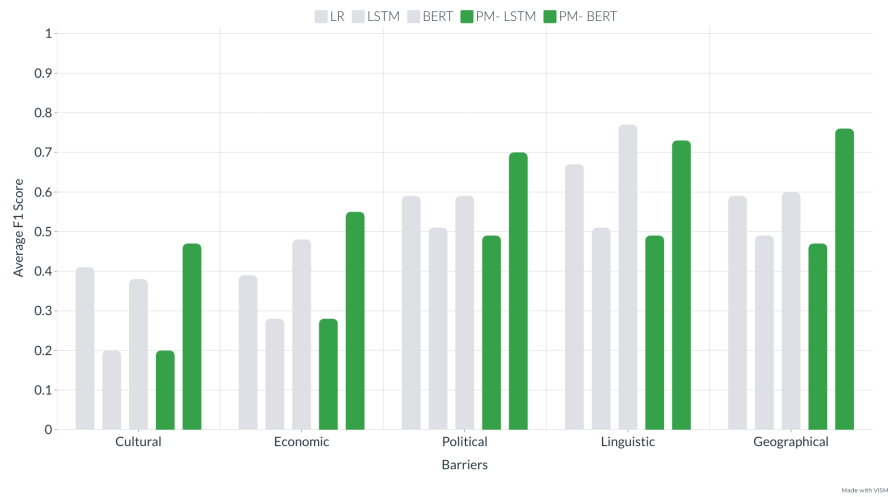


Figure 10: It presents the bars of two colors for each barrier. The green bars show the average F1-scores of all the ten categories for LSTM and BERT using commonsense-based semantic knowledge and sentiments. The gray bars show the average F1-scores of all the ten categories for LR, LSTM, and BERT using only headline text. The x-axis shows the groups of bars for all five barriers whereas the y-axis shows the average F1-score.

### 5.6. Comparative analysis of three types of algorithms

After discussing the results of all ten news categories, we compare all the five different types of barriers using the average F1-scores of all ten categories. Figure 10 presents the comparison of the average F1-score of all the categories. The highest average F1-score for the cultural barrier is obtained using PM-BERT (0.47) and BERT (0.38) whereas this score was low using PM-LSTM (0.22). For the economic, political, and geographical barriers, the average F1-score obtained using PM-BERT (0.55, 0.70, and 0.76 respectively) followed by a little lower average F1-score using BERT (0.48, 0.59, and 0.60 respectively) and then PM-LSTM (0.28, 0.49, and 0.57 respectively).

With regards to the linguistic barrier, the highest average F1-score achieved using BERT instead of PM-BERT or PM-LSTM which is quite interesting and questionable. Instead of average, we look for the F1-score of all the ten categories of this barrier. The obtained F1-score for the eight categories (business, computers, health, home, science, shopping, sports and society) using PM-BERT is high then BERT (using PM-BERT : 0.80, 0.97, 0.82, 0.83, 0.78, 0.67, 0.73, 0.79 respectively; using BERT : 0.74, 0.75, 0.79, 0.81, 0.78, 0.63, 0.73, 0.76 respectively). However, the F1-score for the game and recreation categories of the linguistic barrier using PM-BERT (0.47, and 0.48 respectively) was considerably lower than BERT (0.85, and 0.81 respectively). On the other hand, the obtained average F1-score is better for four barriers including economic, political, linguistic, and geographical than cultural barrier, that is just under 0.5. However, for the other barriers, it is well over 0.50 and extends to near 0.80. To answer the **Q3**, we can say that our proposed methods (LSTM and BERT with semantic knowledge) outperform for the four cultural, economic, political and geographical barrier.

### 5.7. Analysis and discussion

Experiments of the novel approach on the ten different kinds of news and for the five different barriers have brought some insights regarding information spread-

ing. In order to support the hypothesis, we have set three research questions. To answer the first research question (Do the sentiments of the headlines of different topics vary across the different barriers?), we compare the sentiments of the headlines for all the categories across the five barriers performing sentiments analysis at the granularity of ten negative and ten positive points as well as at overall negative, positive, and neutral sentiment (see Figures 4, 5). The comparative analysis indicates that the political barrier has been crossed by the news with positive sentiments whereas for the other four barriers (linguistic, geographical, cultural, and economic) news with positive sentiments are not crossing the barriers. With regard to the binary class classification for the political, linguistic, and geographical barrier, we see that the news headlines that are labeled as crossing the barrier, have more instances of negative sentiments, whereas the news headlines that are labeled as not crossing the barrier, have more instances with positive sentiments. With regard to the ternary class classification for the economic and cultural barrier, we see that the news headlines that are labeled as crossing the barrier have more instances of negative sentiments, whereas the news headlines that are labeled as not crossing the barrier, have more instances with positive sentiments. To answer the second research question (What are the properties (statistics and ratio) of the commonsense knowledge relations in news headlines to different topics?), we find the intersection between the inferences belonging to different barriers and categories (see Figure 6, 7). The results suggest that although inferences are being shared among the classes, there are some unique inferences for each class. Similarly, the same fact exists between the different categories. Therefore it might be possible that it will help in improving the classification results. The results of annotation show that there are variations in class distributions across different categories. Therefore, we use stratified sampling to maintain the class proportion in the train and test sets (see Figures 8, 9). To answer our third research question (Which classification methods (classical or deep learning methods) yield the best performance to barrier classification task?), We perform classification with classical machine learning methods including Logistic Regression (LR), Naive

Bayes (NB), Support Vector Classifier (SVC), k-nearest Neighbor (kNN), and Decision Tree (DT). Afterward, we perform classification with and without inferences using LSTM and BERT. We evaluate the models using the F1-score (see Subsection 5.4). We analyze the classification results by comparing the ten categories 5.5 and three types of classification methods 5.6.

The results suggest that our proposed methods (LSTM and BERT with inferences based semantic knowledge and sentiments) outperform the three cultural, economic, political and geographical barrier.

## 6. Conclusions

In this paper, we focused on the classification of news spreading barriers by utilizing the semantic knowledge in form of commonsense knowledge and sentiments. We consider the news related to the ten different categories (business, computers, games, health, home, recreation, science, shopping, society, and sports). After completing the automatic annotation of news data for the five barriers including cultural, economic, political, linguistic, and geographical (binary class classification of the linguistic, political, and geographical barrier and ternary class classification of the cultural and political barrier), we perform classification with classical machine learning methods (LR, NB, SVC, kNN, and DT), deep learning (LSTM) and transformer-based method (BERT). Our findings suggest that the commonsense based semantic knowledge and sentiments helps in achieving a higher F1-score.

### 6.1. Theoretical and practical Implications

The main theoretical contributions of this work are an approach to information barrier annotation based on news meta-data, and labelling and classifying the news including semantic knowledge across different barriers (cultural, economic, political, linguistic, and geographical). The annotation process includes meta-data extraction that requires too many requests to find the corresponding

Model	Category	Cul	Eco	Pol	Ling	Geo	Category	Cul	Eco	Pol	Ling	Geo
LR	Business	0.40	0.48	0.71	0.73	0.61	Recreation	0.37	0.30	0.59	0.73	0.57
	Computers	0.42	0.35	0.58	0.63	0.56	Science	0.42	0.42	0.62	0.71	0.65
	Games	0.52	0.35	0.59	0.59	0.60	Shopping	0.36	0.27	0.49	0.61	0.52
	Health	0.36	0.40	0.58	0.67	0.64	Society	0.40	0.45	0.62	0.68	0.62
	Home	0.39	0.57	0.49	0.68	0.59	Sports	0.44	0.28	0.59	0.62	0.57
LSTM	Business	0.19	0.28	0.49	0.55	0.47	Recreation	0.20	0.39	0.48	0.41	0.47
	Computers	0.20	0.08	0.49	0.52	0.46	Science	0.20	0.20	0.48	0.43	0.43
	Games	0.14	0.29	0.74	0.70	0.48	Shopping	0.23	0.44	0.49	0.44	0.49
	Health	0.18	0.17	0.49	0.59	0.53	Society	0.20	0.27	0.49	0.46	0.48
	Home	0.19	0.21	0.49	0.59	0.63	Sports	0.26	0.43	0.48	0.43	0.49
BERT	Business	0.42	0.54	0.62	0.74	0.50	Recreation	0.32	0.29	0.74	0.81	0.59
	Computers	0.38	0.30	0.47	0.75	0.66	Science	0.39	0.47	0.68	0.78	0.60
	Games	0.40	0.65	0.77	0.85	0.68	Shopping	0.34	0.44	0.49	0.63	0.50
	Health	0.38	0.54	0.66	0.79	0.67	Society	0.39	0.51	0.49	0.73	0.48
	Home	0.32	0.60	0.54	0.81	0.67	Sports	0.48	0.50	0.48	0.76	0.66
PM-LSTM	Business	0.19	0.28	0.49	0.43	0.48	Recreation	0.21	0.47	0.48	0.44	0.46
	Computers	0.21	0.06	0.49	0.46	0.47	Science	0.19	0.21	0.48	0.74	0.43
	Games	0.18	0.22	0.48	0.40	0.48	Shopping	0.18	0.50	0.49	0.50	0.48
	Health	0.20	0.27	0.48	0.43	0.46	Society	0.19	0.25	0.49	0.64	0.48
	Home	0.20	0.27	0.49	0.45	0.48	Sports	0.27	0.22	0.48	0.44	0.48
PM-BERT	Business	0.48	0.66	<b>0.97</b>	0.80	0.96	Recreation	<b>0.66</b>	0.35	0.74	0.48	0.65
	Computers	0.46	0.28	0.54	<b>0.97</b>	0.70	Science	0.47	0.53	<b>0.97</b>	0.78	0.66
	Games	0.33	<b>0.72</b>	0.48	0.47	0.72	Shopping	0.45	0.50	<b>0.97</b>	0.67	0.56
	Health	0.46	0.60	0.72	0.82	<b>0.97</b>	Society	0.52	0.69	0.55	0.73	<b>0.97</b>
	Home	0.41	0.66	0.54	0.83	0.73	Sports	0.49	0.50	0.54	0.79	0.63

Table 3: **F1-score of five different machine learning algorithms (LR, LSTM, BERT, PM-LSTM, and PM-BERT) for ten different categories (business, computers, games, health, home, recreation, science, shopping, society, and sports).**

Wikipedia URL for a news publishers. Although many news publishers including some local news publishers do not have an entry to Wikipedia database, popular and a significantly huge amount of news publishers do have their profile available at Wikipedia-infobox. The annotation process and data statistics demonstrate that this approach of extracting profiles of news publishers is feasible to perform barrier classification to news spreading as well as for other important tasks such as understanding the fake news propagation. The used labeling process involve the demographic values and profile of news publishers such as cultural and economic differences, and political alignment and publishing language of news publishers. To the best of our knowledge, our proposed approach is first of its kind to classification of news spreading barriers.

In terms of practical contributions, there are basically two contributions: 1) an annotated data set, and 2) an approach to classification of news spreading barriers based on semantic knowledge including a wide range of common sense knowledge and sentiments of news headlines. Since the existing work lacks annotated dataset for this task, it presents an annotated data set for classification of news spreading barriers. It presents the sentiment analysis of annotated news headlines as well properties of the common sense knowledge relations in news headlines. Our experimental evaluation shows that the deep learning (LSTM) and transformer-based methods (BERT) can be useful for classifying the barriers using common sense based knowledge and sentiments.

## **7. Acknowledgments**

The research described in this paper was supported by the Slovenian research agency under the project J2-1736 Causalify and by the European Union’s Horizon 2020 research and innovation program under the Marie Skłodowska-Curie grant agreement No 812997.



## References

- Ajao, O., Bhowmik, D., & Zargari, S. (2019). Sentiment aware fake news detection on online social networks. In *ICASSP 2019-2019 IEEE International Conference on Acoustics, Speech and Signal Processing (ICASSP)* (pp. 2507–2511). IEEE.
- Al-Samarraie, H., Eldenfria, A., & Dawoud, H. (2017). The impact of personality traits on users’ information-seeking behavior. *Information Processing & Management*, *53*, 237–247.
- Alonso, M. A., Vilares, D., Gómez-Rodríguez, C., & Vilares, J. (2021). Sentiment analysis for fake news detection. *Electronics*, *10*, 1348.
- Aslam, F., Awan, T. M., Syed, J. H., Kashif, A., & Parveen, M. (2020). Sentiments and emotions evoked by news headlines of coronavirus disease (covid-19) outbreak. *Humanities and Social Sciences Communications*, *7*, 1–9.
- Barbaglia, L., Consoli, S., & Manzan, S. (2022). Forecasting with economic news. *Journal of Business & Economic Statistics*, (pp. 1–12).
- Bhagavatula, C., Bras, R. L., Malaviya, C., Sakaguchi, K., Holtzman, A., Rashkin, H., Downey, D., Yih, S. W.-t., & Choi, Y. (2019). Abductive commonsense reasoning. *arXiv preprint arXiv:1908.05739*, .
- Bhutani, B., Rastogi, N., Sehgal, P., & Purwar, A. (2019). Fake news detection using sentiment analysis. In *2019 twelfth international conference on contemporary computing (IC3)* (pp. 1–5). IEEE.
- Bosselut, A., Rashkin, H., Sap, M., Malaviya, C., Celikyilmaz, A., & Choi, Y. (2019). Comet: Commonsense transformers for automatic knowledge graph construction. *arXiv preprint arXiv:1906.05317*, .
- Bustos, S. M., Andersen, J. V., Miniconi, M., Nowak, A., Roszczynska-Kurasinska, M., & Brée, D. (2011). Pricing stocks with yardsticks and sentiments. *Algorithmic Finance*, *1*, 183–190.

- Cambria, E., Olsher, D., & Rajagopal, D. (2014). Senticnet 3: a common and common-sense knowledge base for cognition-driven sentiment analysis. In *Twenty-eighth AAAI conference on artificial intelligence*.
- Cambria, E., Song, Y., Wang, H., & Hussain, A. (2011). Isanette: A common and common sense knowledge base for opinion mining. In *2011 IEEE 11th International Conference on Data Mining Workshops* (pp. 315–322). IEEE.
- Colas, F., & Brazdil, P. (2006). Comparison of svm and some older classification algorithms in text classification tasks. In *IFIP International Conference on Artificial Intelligence in Theory and Practice* (pp. 169–178). Springer.
- Colon-Hernandez, P., Havasi, C., Alonso, J., Huggins, M., & Breazeal, C. (2021). Combining pre-trained language models and structured knowledge. *arXiv preprint arXiv:2101.12294*, .
- Consoli, S., Barbaglia, L., & Manzan, S. (2022). Fine-grained, aspect-based sentiment analysis on economic and financial lexicon. *Knowledge-Based Systems*, *247*, 108781.
- Cui, L., Wang, S., & Lee, D. (2019). Same: sentiment-aware multi-modal embedding for detecting fake news. In *Proceedings of the 2019 IEEE/ACM international conference on advances in social networks analysis and mining* (pp. 41–48).
- Davis, E., Morgenstern, L., & Ortiz, C. L. (2017). The first winograd schema challenge at ijcai-16. *AI Magazine*, *38*, 97–98.
- Demirsoz, O., & Ozcan, R. (2017). Classification of news-related tweets. *Journal of Information Science*, *43*, 509–524.
- d’Haenens, L., Antoine, F., & Saeys, F. (2009). Belgium: Two communities with diverging views on how to manage media diversity. *International Communication Gazette*, *71*, 51–66.
- Dogra, V., Singh, A., Verma, S., Jhanjhi, N., Talib, M. et al. (2021). Analyzing

- distilbert for sentiment classification of banking financial news. In *Intelligent Computing and Innovation on Data Science* (pp. 501–510). Springer.
- ElSherief, M., Ziems, C., Muchlinski, D., Anupindi, V., Seybolt, J., De Choudhury, M., & Yang, D. (2021). Latent hatred: A benchmark for understanding implicit hate speech. *arXiv preprint arXiv:2109.05322*, .
- Fang, T., Zhang, H., Wang, W., Song, Y., & He, B. (2021). Discos: Bridging the gap between discourse knowledge and commonsense knowledge. In *Proceedings of the Web Conference 2021* (pp. 2648–2659).
- Fico, F. G., Lacy, S., & Riffe, D. (2008). A content analysis guide for media economics scholars. *Journal of Media Economics*, *21*, 114–130.
- Gabrielkov, M., Ramachandran, A., Chaintreau, A., & Legout, A. (2016). Social clicks: What and who gets read on twitter? In *Proceedings of the 2016 ACM SIGMETRICS international conference on measurement and modeling of computer science* (pp. 179–192).
- Gao, Q., Doering, M., Yang, S., & Chai, J. (2016). Physical causality of action verbs in grounded language understanding. In *Proceedings of the 54th Annual Meeting of the Association for Computational Linguistics (Volume 1: Long Papers)* (pp. 1814–1824).
- Ghosal, D., Majumder, N., Gelbukh, A., Mihalcea, R., & Poria, S. (2020). Cosmic: Commonsense knowledge for emotion identification in conversations. *arXiv preprint arXiv:2010.02795*, .
- Godbole, N., Srinivasaiah, M., & Skiena, S. (2007). Large-scale sentiment analysis for news and blogs. *Icwsn*, *7*, 219–222.
- González-Carvajal, S., & Garrido-Merchán, E. C. (2020). Comparing bert against traditional machine learning text classification. *arXiv preprint arXiv:2005.13012*, .
- Gravanis, G., Vakali, A., Diamantaras, K., & Karadais, P. (2019). Behind the

- cues: A benchmarking study for fake news detection. *Expert Systems with Applications*, 128, 201–213.
- Gulla, J. A., Zhang, L., Liu, P., Özgöbek, Ö., & Su, X. (2017). The addressa dataset for news recommendation. In *Proceedings of the international conference on web intelligence* (pp. 1042–1048).
- Heydari, A., ali Tavakoli, M., Salim, N., & Heydari, Z. (2015). Detection of review spam: A survey. *Expert Systems with Applications*, 42, 3634–3642.
- Hui, J. L. O., Hoon, G. K., & Zainon, W. M. N. W. (2017). Effects of word class and text position in sentiment-based news classification. *Procedia Computer Science*, 124, 77–85.
- Hwang, J. D., Bhagavatula, C., Le Bras, R., Da, J., Sakaguchi, K., Bosselut, A., & Choi, Y. (2021). (comet-) atomic 2020: On symbolic and neural commonsense knowledge graphs. In *Proceedings of the AAAI Conference on Artificial Intelligence* (pp. 6384–6392). volume 35.
- Ismayilzada, M., & Bosselut, A. (2022). kogito: A commonsense knowledge inference toolkit. *ArXiv*, abs/2211.08451.
- Jiang, S., & Tang, B. (2020). Relying on multi-modal contextual cross-cultural communication ability training big data analysis. In *2020 13th International Conference on Intelligent Computation Technology and Automation (ICICTA)* (pp. 602–605). IEEE.
- Jin, D., Jin, Z., Zhou, J. T., & Szolovits, P. (2020). Is bert really robust? a strong baseline for natural language attack on text classification and entailment. In *Proceedings of the AAAI conference on artificial intelligence* (pp. 8018–8025). volume 34.
- Kamath, C. N., Bukhari, S. S., & Dengel, A. (2018). Comparative study between traditional machine learning and deep learning approaches for text classification. In *Proceedings of the ACM Symposium on Document Engineering 2018* (pp. 1–11).

- Kelly, M. P., Martin, N., Dillenburger, K., Kelly, A. N., & Miller, M. M. (2019). Spreading the news: History, successes, challenges and the ethics of effective dissemination. *Behavior Analysis in Practice*, *12*, 440–451.
- King, G., Schneer, B., & White, A. (2017). How the news media activate public expression and influence national agendas. *Science*, *358*, 776–780.
- Kowsari, K., Brown, D. E., Heidarysafa, M., Meimandi, K. J., Gerber, M. S., & Barnes, L. E. (2017). Hdltext: Hierarchical deep learning for text classification. In *2017 16th IEEE international conference on machine learning and applications (ICMLA)* (pp. 364–371). IEEE.
- Kumbure, M. M., Lohrmann, C., Luukka, P., & Porras, J. (2022). Machine learning techniques and data for stock market forecasting: a literature review. *Expert Systems with Applications*, (p. 116659).
- Lamidi, I. K., & Olisa, D. (2016). Newspaper framing of the apc change mantra in the 2015 nigerian presidential election: A study of the punch and guardian newspapers. *Journal of Communication and Media Research*, *8*, 201–218.
- Leban, G., Fortuna, B., Brank, J., & Grobelnik, M. (2014). Event registry: learning about world events from news. In *Proceedings of the 23rd International Conference on World Wide Web* (pp. 107–110).
- Lei, Z., Haq, A. U., Zeb, A., Suzauddola, M., & Zhang, D. (2021). Is the suggested food your desired?: Multi-modal recipe recommendation with demand-based knowledge graph. *Expert Systems with Applications*, *186*, 115708.
- Li, J., Bu, H., & Wu, J. (2017). Sentiment-aware stock market prediction: A deep learning method. In *2017 international conference on service systems and service management* (pp. 1–6). IEEE.
- Luan, Y., & Lin, S. (2019). Research on text classification based on cnn and

- lstm. In *2019 IEEE international conference on artificial intelligence and computer applications (ICAICA)* (pp. 352–355). IEEE.
- Ma, M., Fang, P., Gao, J., & Song, C. (2017). Does ideology affect the tone of international news coverage? In *2017 International Conference on Behavioral, Economic, Socio-Cultural Computing (BESC)* (pp. 1–5). IEEE.
- Martín, A. G., Fernández-Isabel, A., González-Fernández, C., Lancho, C., Cuesta, M., & de Diego, I. M. (2021). Suspicious news detection through semantic and sentiment measures. *Engineering Applications of Artificial Intelligence*, *101*, 104230.
- Mehler, A., Bao, Y., Li, X., Wang, Y., & Skiena, S. (2006). Spatial analysis of news sources. *IEEE transactions on visualization and computer graphics*, *12*, 765–772.
- Moreo, A., Romero, M., Castro, J., & Zurita, J. M. (2012). Lexicon-based comments-oriented news sentiment analyzer system. *Expert Systems with Applications*, *39*, 9166–9180.
- Nassirtoussi, A. K., Aghabozorgi, S., Wah, T. Y., & Ngo, D. C. L. (2015). Text mining of news-headlines for forex market prediction: A multi-layer dimension reduction algorithm with semantics and sentiment. *Expert Systems with Applications*, *42*, 306–324.
- Ng, R., & Tan, Y. W. (2021). Diversity of covid-19 news media coverage across 17 countries: The influence of cultural values, government stringency and pandemic severity. *International Journal of Environmental Research and Public Health*, *18*, 11768.
- Obijiofor, L. (2010). Press coverage of hiv/aids in nigeria and the socio-cultural barriers that inhibit media coverage. *China Media Report Overseas*, *6*, 24–32.
- Razniewski, S., Tandon, N., & Varde, A. S. (2021). Information to wisdom: Commonsense knowledge extraction and compilation. In *Proceedings of the*

*14th ACM International Conference on Web Search and Data Mining* (pp. 1143–1146).

- Reese, S. D. (2007). The framing project: A bridging model for media research revisited. *Journal of communication*, *57*, 148–154.
- Rospocher, M., van Erp, M., Vossen, P., Fokkens, A., Aldabe, I., Rigau, G., Soroa, A., Ploeger, T., & Bogaard, T. (2016). Building event-centric knowledge graphs from news. *Journal of Web Semantics*, *37*, 132–151.
- Segev, E. (2015). Visible and invisible countries: News flow theory revised. *Journalism*, *16*, 412–428.
- Shah, D., Isah, H., & Zulkernine, F. (2018). Predicting the effects of news sentiments on the stock market. In *2018 IEEE International Conference on Big Data (Big Data)* (pp. 4705–4708). IEEE.
- Shah, K., Patel, H., Sanghvi, D., & Shah, M. (2020). A comparative analysis of logistic regression, random forest and knn models for the text classification. *Augmented Human Research*, *5*, 1–16.
- Sheshadri, K., Shivade, C., & Singh, M. P. (2021). Detecting framing changes in topical news. *IEEE Transactions on Computational Social Systems*, *8*, 780–791.
- Shrawankar, U., & Wankhede, K. (2016). Construction of news headline from detailed news article. In *2016 3rd International Conference on Computing for Sustainable Global Development (INDIACom)* (pp. 2321–2325). IEEE.
- Sittar, A., Major, D., Mello, C., Mladeníć, D., & Grobelnik, M. (2022a). Political and economic patterns in covid-19 news: From lockdown to vaccination. *IEEE Access*, *10*, 40036–40050.
- Sittar, A., Mladeníć, D., & Grobelnik, M. (2022b). Analysis of information cascading and propagation barriers across distinctive news events. *Journal of Intelligent Information Systems*, *58*, 119–152.

- Storks, S., Gao, Q., & Chai, J. Y. (2019). Recent advances in natural language inference: A survey of benchmarks, resources, and approaches. *arXiv preprint arXiv:1904.01172*, .
- Swati, S., & Grobelnik, M. (). Ic-bait: An inferential commonsense-driven model for predicting political polarity in news headlines. *Available at SSRN 4114271*, .
- Taj, S., Shaikh, B. B., & Meghji, A. F. (2019). Sentiment analysis of news articles: a lexicon based approach. In *2019 2nd international conference on computing, mathematics and engineering technologies (iCoMET)* (pp. 1–5). IEEE.
- Vuorinen, E. (1994). Crossing cultural barriers in international news transmission: A translational approach. In *Translation and the (re) location of meaning, selected papers of the CETRA Research Seminars in Translation Studies* (pp. 161–171). volume 1996.
- Walter, D., & Ophir, Y. (2019). News frame analysis: An inductive mixed-method computational approach. *Communication Methods and Measures*, *13*, 248–266.
- Wang, Y., Zhou, Z., Jin, S., Liu, D., & Lu, M. (2017). Comparisons and selections of features and classifiers for short text classification. In *Iop conference series: Materials science and engineering* (p. 012018). IOP Publishing volume 261.
- Wright, K. B. (2022). Social media misinformation about extreme weather events and climate change: Structures, communication processes, and individual factors that influence the diffusion of misinformation. *Communication and Catastrophic Events: Strategic Risk and Crisis Management*, (p. 137).
- Wu, H. D. (2007). A brave new world for international news? exploring the



determinants of the coverage of foreign news on us websites. *International Communication Gazette*, 69, 539–551.

Yazdani, S. F., Murad, M. A. A., Sharef, N. M., Singh, Y. P., & Latiff, A. R. A. (2017). Sentiment classification of financial news using statistical features. *International Journal of Pattern Recognition and Artificial Intelligence*, 31, 1750006.

Yu, S., Liu, D., Zhu, W., Zhang, Y., & Zhao, S. (2020). Attention-based lstm, gru and cnn for short text classification. *Journal of Intelligent & Fuzzy Systems*, 39, 333–340.

Yu, S., Su, J., & Luo, D. (2019). Improving bert-based text classification with auxiliary sentence and domain knowledge. *IEEE Access*, 7, 176600–176612.

Zhai, Z., Xu, H., Kang, B., & Jia, P. (2011). Exploiting effective features for chinese sentiment classification. *Expert Systems with Applications*, 38, 9139–9146.

Zhou, Y., Mishra, S., Verma, M., Bhamidipati, N., & Wang, W. (2020). Recommending themes for ad creative design via visual-linguistic representations. In *Proceedings of The Web Conference 2020* (pp. 2521–2527).