

Learning to Program with Natural Language

Yiduo Guo¹, Yaobo Liang², Chenfei Wu², Wenshan Wu², Dongyan Zhao¹, Duan Nan²

¹Wangxuan Institute of Computer Technology, Peking University, ²Microsoft Research, Asia
 yiduo@stu.pku.edu.cn, zhaodongyan@pku.edu.cn
 {yaobo.liang, chenfei.wu, wenshan.wu, nanduan}@microsoft.com

Abstract

Large Language Models (LLMs) have shown remarkable performance in various basic natural language tasks, which raises hope for achieving Artificial General Intelligence. For completing the complex task, we still need a program for the task first and then ask LLMs to follow the program to generate the specific solution. We propose using natural language as a new programming language to describe task procedures, making them easily understandable to both humans and LLMs. The LLM is capable of directly generating natural language programs, but these programs may still contain factual errors or incomplete steps. Therefore, we further propose the Learning to Program (LP) method to ask LLMs themselves to learn the natural language program based on the training dataset of the complex task first and then use the learned program to guide the inference. Our experiments on the reasoning tasks of five different reasoning types (8 datasets) demonstrate the effectiveness of our approach. Further, our analysis experiment shows that the learned program can be directly used to guide another LLM to improve its performance, which reveals a new transfer learning paradigm¹.

1 Introduction

Large Language Models (LLMs), such as ChatGPT and GPT-4 [21], have recently achieved strong zero-shot/few-shot performance on various natural language tasks, such as generating passages [2], generating code [18], and solving grade school math problems [23]. LLMs can further learn new basic abilities by connecting them with millions of APIs like TaskMatrix.AI [17, 31] or new tools like ToolFormer [25]. However, LLMs still struggle to complete complex tasks, such as writing a long novel [32], coding for a large project [22], and solving complex math problems [6]. This indicates that knowing every basic capability is insufficient to complete complex tasks - we also require a procedure for how to combine them. Like programmers who use programming languages to teach computers how to complete complex tasks, we propose leveraging natural language as the new programming language to teach LLMs how to complete complex tasks.

To enable natural language programming for LLMs, we propose to make the inference process into two steps explicitly: In the first step, we find a natural language program p for the test sample. In the second step, we use the test sample, prompt, and natural language program p as the input to LLMs to generate the specific solution. Natural Language Programs can guide LLMs by first analyzing all possible cases and then decomposing the complex task into sub-tasks, sequentially employing functions to complete the task. These programs provide general solutions that explain the generic steps to solve the task, including which basic capability to use and the necessary background knowledge. For example, if the task is to calculate the sine value of an angle in a right triangle, given the lengths of its legs, the natural language program for this task would be as follows: First, use the Pythagorean theorem to calculate the length of the leg whose length is not given. Then, calculate the sine value of the target angle based on its definition. Natural language programs offer

¹The code is at <https://github.com/microsoft/NaturalLanguageProgram>.

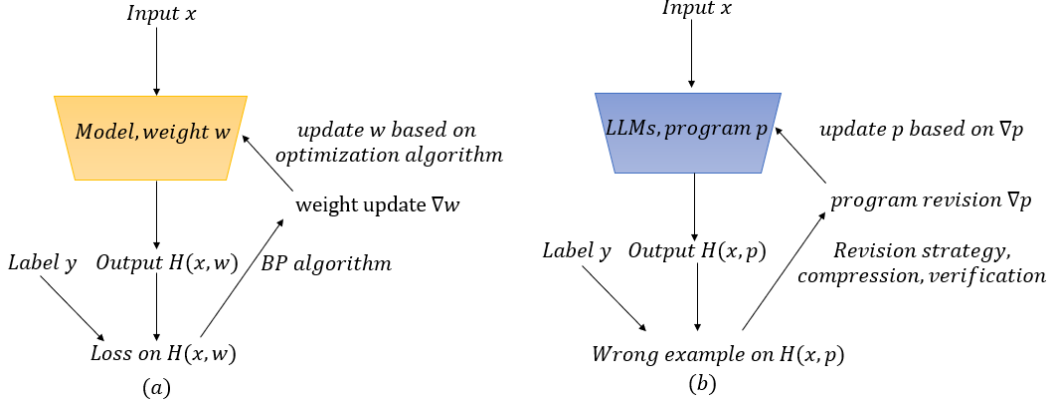


Figure 1: We illustrate the traditional deep learning way in subfigure (a). BP is the back-forward propagation algorithm. Our Learning to Program (LP) way is in subfigure (b). Revision strategy is the strategy to generate the revision of the program.

two key advantages: (1) generalizability, as they can guide LLMs to solve all questions similar to the test sample, and (2) human understandability, as humans can read and edit them. Humans can edit the program to better guide LLMs, while LLM-created programs can teach humans new knowledge about the task. In complex tasks, programs are essential for LLMs to systematically organize basic components (e.g., APIs) and solve complex tasks as they usually involve high variance cases, multi-step reasoning, and professional knowledge.

The simplest way to find a natural language program is to ask LLMs to generate a program consisting of general solutions. We call it the **Self-Program (SP)** method. However, this approach may result in programs with factual errors or programs that are incomplete. One way to fix the poor-quality generated program is to continually update the parameter of LLMs based on the training corpus collected from human feedback. However, we usually only have API access to strong LLMs, such as ChatGPT, GPT-4 [21], and PALM [5]. We propose another method to improve the quality of the natural language program by learning the natural language program in text form based on the training dataset. **The learned natural language program p can then guide LLMs in solving the complex task. In the future, it can be introduced with knowledge written by humans into the updating process of LLMs to enhance LLMs’ capabilities.** Our **Learning to Program (LP)** method, depicted in Figure 1, is inspired by the traditional deep learning process. LP follows a similar process, with one key difference: instead of learning the vector weight, LP learns program p as text. In the first **making predictions with program** step, LLMs make predictions for the training data from the batch based on the guidance of the natural language program. And then we collect the wrong samples by comparing the predictions with the labels (**computing loss**). Next, in the **computing revision** (computing gradient) step, LP employs a strategy similar to the back-forward propagation algorithm but instead generates program revision ∇p (analogous to the gradient) that improves the learned natural language program p . Specifically, LP uses a revision strategy to generate program revision candidates from the errors. Next, it respectively compresses the program revision candidates to make them shorter. Then it verifies the candidates and finds the best candidate as the program revision ∇p . In the final **updating program** step, we directly add ∇p into the program to update it. When the program is too long, we also consider compressing it to make it shorter.

We verify the performance of our LP method on reasoning tasks of five different reasoning types: mathematical reasoning, causal reasoning, logical reasoning, symbolic reasoning task, and combinatorial reasoning. Our method improves the performance of these tasks significantly. For example, our LP method’s average performance of 10 tasks from the AMPS mathematical dataset [10] outperforms the performance directly measured in the zero-shot/few-shot chain of thought setting by 18.3%/7% respectively (Table 1). Furthermore, the learned program from one LLM, such as the GPT-3.5 Turbo model, can directly guide the inference of another LLM, like GPT-4, improving its performance. This means that task knowledge written in natural language programs can transfer not only between humans and LLMs but also directly within LLMs.

2 Related Work

Large Language Models (e.g., GPT3 [3], ChatGPT, OPT [33], and LLaMA [28]) recently achieve huge progress. They can generate simple code [4], solve simple math problem [2], and write the draft of mathematical proof [12]. Further, as a text understanding and generation module, they can connect other APIs [17], models [31], and tools [25] to expand basic abilities for solving more complex tasks. But it's still challenging for LLMs to solve complex tasks like writing a novel. Our paper focus on the learning problem for the deployed large language model to solve complex tasks.

Prompt engineering [19, 30, 14] further improves the performance of LLMs by inserting a prompt into the input. Discrete prompts consist of natural language phrases. [13] uses the mining-based methods to extract Middle words and words in the dependency path as the potential discrete prompts. Prompt-paraphrasing methods [13, 9] create the potential prompts by paraphrasing the original prompt into a set of other prompts. [8] uses pre-trained T5 to generate discrete prompts. However, discrete prompts can not update the previous prompt to make the prompt better and do not induce the task information into their method. Continuous prompts [16, 35, 20] perform prompting directly in the embedding space of the model. Their templates have their own parameters that can be tuned in the training dataset. But humans can not directly understand them.

Some prompting methods can be viewed as a heuristic for LLMs to search for a better solution in the question space. Chain of Thought (CoT) prompting [30, 14] improves the performance by asking LLMs to think of intermediate steps. Least-to-most prompting [36] decouple a complex problem into a list of subproblems and solve them sequentially. Iterative Prompting [29] focuses on multi-step reasoning and it trains a model to learn to process the query and previous evidence and composes a new prompt at each inference step. Recently, TaskMatrix.AI [17] and HuggingGPT [26] have proposed to first plan for the given task and then execute the plan to generate the specific solution. And their plans are based on human-designed rules and human-written prompts. Self-critiquing method [24] and AutoGPT aim to autonomously reflect and improve LLMs' behaviors. But self-reflection can not completely fix the factual errors in LLMs and learn new knowledge/patterns from human feedback. Different from them, our LP method focuses on the learning problem of LLMs and aims to learn high-quality natural language programs from human feedback. APE [37] first asks large language models (LLM) to generate instruction candidates and then selects the best one. But it and Instruction Induction [11] do not update the selected/verified instruction by inducing errors.

3 Problem Formalization

Assuming that the core of the Intelligence Agent I is the understanding and generation module U as U can understand the input and generate the specific solution to solve the test sample. When an agent enrolls in a new environment E , it encounters multiple samples sampled from the environment variable X . A sample x is associated with a label y . Given the sample x , the agent needs to predict the label. For instance, if the task involves calculating the square root of a positive number, a sample x may be 'What is the square root of 10?' and its label is $\sqrt{10}$. To predict the label of x , the agent implicitly generates a program for calculating the square root of one number and then generates the specific prediction $H(x)$ with the guidance of the program. To better control and understand the inference process, we propose to decompose the inference process into two explicit subtasks. In the first task, which we call the **programming task**, we search for the natural language program of this task. In the second **generation task**, we concatenate the sample x with the CoT prompt and the natural language program p to ask the understanding and generation module U to output the specific solution $H(x, p)$.

When the agent I obtains the label of x from human feedback, how can it update the program to improve the prediction performance? The understanding and generation module U is typically composed of LLMs. But updating LLMs' parameter to improve its task performance requires multiple advanced GPUs and access to the model parameter, which are usually only available to the big company, and not to users who typically only have API access for inference. Additionally, companies tend to focus on improving abilities that interest them, which may ignore users' specific interests. So can the agent I still learn from the training corpus to improve the natural language program without updating its model parameters? The paper focuses on this problem.

4 Method

4.1 Natural Language Program

Natural Language Program is a type of computer program that is written in natural language to instruct an agent for performing complex tasks. For example, a natural language program may be used to automatically extract knowledge from a large dataset, solve complex math problems, or answer questions based on natural language input. The natural language program has the main benefit of being human-understandable, which allows users to read and understand the program. Then humans can edit, delete, and add text to improve the quality of the program, as well as find new knowledge or solutions from the program. Unlike specific solutions, solutions in the natural language program are general, which makes the program clear and short. Additionally, the natural language program’s solutions must consider all possible cases and provide complete instructions to the agent to ensure that the agent can solve the same task in different environments or domains.

There are three approaches for obtaining the natural language program: (1) *Self-program* approach that generates the natural language program by the agent itself. Specifically, we ask U to generate a natural language program that includes general solutions to solve all questions similar to the test sample x (see Figure 2). Next, we ask U to follow the natural language program to generate the specific solution of x . The knowledge source of this approach is the corpus in the pre-training and instruction fine-tuning processes. So the generated natural language program may have many factual errors. The advantage of this approach is that it can deploy into the open domain setting without training. (2) *Human annotation* approach that writes natural language programs by the human expert. Human experts can provide rich knowledge and complete steps in the program. But the labor cost is also high when we meet a huge amount of tasks. (3) *Learning to program* approach that obtains natural language programs by learning the program from the training dataset of the task. The learned program by LLMs themselves has correct steps and richer knowledge than the generated program by the self-program approach. Also, its labor cost is less than that of the human annotation approach. We can design training algorithms based on the text to help the agent to learn the natural language program.

Self-program method’s prompt

<Test sample>
You can generate general solutions to solve all questions similar to the above question.
You can consider equations and algorithms.
When generating one solution, you should write no more than two sentences for one solution.
Solutions:

Figure 2: Prompt for the self-program method.

4.2 Learning to Program

The Learning to Program (LP) method aims to learn the natural language program p for the task based on the training dataset. p can take the form of natural language sentences/paragraphs, equations, codes, or any other thing that both U and humans can understand. The goal of introducing p here is to provide U with task-related information, thus enabling U to achieve better prediction performance.

4.2.1 Making Predictions with Program

Similar to the traditional deep learning setting, we begin by collecting a subset of samples, with their labels to form the training set D . We assume that the label of each sample represents the correct feedback for that sample. Next, we divide the training set D into different data batches, with the batch size set to d . The agent then incrementally processes each data batch as it arrives. Specifically, when a data batch $D_t = \{x_i, y_i\}_{i=1}^d$ is received, the agent makes prediction $H(x_i, p)$ for each data point in the batch.

4.2.2 Computing Loss

At the t -th training iteration, for each wrong prediction where $H(x, p_{t-1}) \neq y$, we collect sample x , its correct label y , and the wrong prediction $H(x, p_{t-1})$ to construct the wrong example. Then we collect all such wrong examples to construct the wrong example set $\{x_i, H(x_i, p_{t-1}), y_i\}_{i=1}^{d'}$ where $d' \leq d$.

4.2.3 Computing Revision

We set the initialization of the natural language program p_0 as the empty string and it needs to be iteratively updated by adding the program revision ∇p . To generate ∇p , we propose the learning-from-errors strategy. The learning-from-errors strategy asks U to find general solutions that can correctly solve questions similar to the wrong example and avoid these errors. It then uses these general solutions as ∇p_t . Specifically: at the t -th iteration, (1) it randomly chooses m wrong examples from the wrong example set. Then it uses the m wrong examples, previous natural language program p_t , and an error-solution prompt (see Figure 3) as input to ask U to generate the revision candidate (e.g., some new general solutions to solve the task and avoid the errors) that differ from previous solutions in p_{t-1} . (2) it compresses the generated program revision candidate to avoid repeated solutions and trivial information. (3) it repeats (1) and (2) K times to collect K program revision candidates, then it verifies these candidates on the validation set and selects the best one as ∇p_t .

LP method's prompt for generating revision from the errors.

<Wrong cases>

You can generate two or three new correct solutions to avoid the above wrong outputs and to solve all questions refer to the above questions.

You must generate solutions different from those previous solutions in the previous natural language program: p_{t-1} .

You can generate equations and Python algorithms.

When generating one solution, you should write no more than two sentences for one solution.

You must not generate detailed examples as we need general solutions

Figure 3: Prompt for the revision strategy in the self-program method.

LP method's prompt for compressing the revision.

You should summarize the similar solutions in $[\nabla p]$ into one solution.

You should maintain solutions for solving different situations.

You must only output no more than five main solutions.

When generating one solution, you should write no more than two sentences for one solution.

Figure 4: Compression Prompt for the self-program method.

compression information: Directly using the generated revision candidate that consists of multiple new solutions may result in the following problems: (1) there may have repeated solutions in all generated solutions, which should be deleted. (2) the meaning of the information is correct, but its form is unsuitable for U to utilize it. (3) the length of the whole input increases with the adding of program revision ∇p_t . Then the total tokens in the input may be beyond the tokens limitation of the understanding and generation module U . The last problem is different from the traditional deep learning setting. In the traditional deep learning setting, both the gradient and the weight are vectors and the vector addition/reduction operations do not increase the size of the weight. To avoid these problems, we propose to use summarization to compress the information while maintaining its essential information. Specifically: for each natural language program revision candidate, we use a summarization prompt (Figure 4) to ask U to generate a summarized natural language program revision candidate that deletes redundant and trivial information and maintains important information.

After compressing the revision candidate, we need to determine whether adding it can result in fewer errors and better performance (an effective ∇p_t). To do so, we use the pseudo-updated performance

on the validation set. This involves the following steps: (1) we first collect a subset of the samples with their label as the validation set D_{valid} . (2) We pseudo-update the natural language program as $p_t = p_{t-1} + \nabla p_t$ and test the agent’s performance on the validation set. (3) If the updated performance is better than the recent average recorded performance by a threshold, we maintain this candidate and its validation performance. Otherwise, we delete it. (4) We choose the candidate with the best validation performance as ∇p_t and record its validation performance. Note that ∇p_t is the best among all revision program candidates and its performance should be better than the recent average recorded performance.

4.2.4 Updating the Program p_{t-1}

We update the program as $p_t = p_{t-1} + \nabla p_t$. Other candidates and their performances are deleted. If all candidates fail to pass the verification step, we set $p_t = p_{t-1}$.

Too long p also has drawbacks: (1) the token number of the input may be beyond the limitation. (2) even if the token number of the input does not beyond the limitation, it may turn the short-text inference into a long-text inference. That increases the difficulty of solving the task. (3) It may make the learning process stuck in a local optimum and hinders the agent to find a better p . To avoid these, we use p , and the summarization prompt to ask U to generate a summarized p that is shorter and more general.

Similarly, we follow the verification method above to identify if we can use the summarized p to replace the original p . The validation performance of the summarized p should be better than the original p ’s performance or just drop a little. We repeat the compression and verification steps until we get a compressed p or beyond the time limitation.

Stop criterion: The agent can run the training set with multiple epochs. If the agent does not find an effective ∇p_t during recent batches, we let it stops the training process.

5 Experiment

Datasets For mathematical reasoning. (1) we select 10 challenging mathematical tasks from the AMPS sub-dataset that belongs to the AMPS pre-training dataset [10] (see Table 1 in Appendix A). Each task corresponds to a specific mathematical concept or problem type. We have at least one task for each of the three fundamental areas of mathematics: geometry, calculus, and algebra. (2) We divide the Math dataset [10] into seven tasks, based on the original type annotation (see Table 2 in Appendix A). These tasks include pre-algebra, Intermediate Algebra (IA), Algebra, Counting and Probability (CP), Geometry, Number theory (NT), and Precalculus. **Causal Reasoning:** (1) We consider the Causal Judgment task from BIG-bench [27]. Given a short story where multiple cause-effect events are introduced, this task asks LLM to answer causal questions such as "Did X cause Y?". (2) We consider the counterfactual reasoning assessment (CRASS) dataset [7]. Given a base premise and a questionized counterfactual conditional, this task asks LLMs to choose a correct consequence from a set of potential effects. **Logical Reasoning:** (1) We consider the logical reasoning part of the Law school admission test (LSAT) [34]. Given a passage and a question based on the passage, this task measures LLMs’ ability to analyze complex information. (2) We consider the date understanding task from BIG-bench [27], in which LLMs are asked to infer the date from the date-related information. For **symbolic reasoning**, we consider the last letter concatenation task [30], in which we ask LLMs to extract the last letters of five random sampled words from Wiktionary² and concatenate the last letters as the response. For **combinatorial reasoning**, we consider the SayCan dataset [1]. Given an instruction, LLMs need to generate the action sequence for the robot to complete the instruction. More details and dataset statistics information table (e.g., Table 3 for non-mathematical reasoning tasks) are in Appendix A.

Model and settings: We use the ChatGPT model (GPT-3.5-turbo) as the large language model³. We consider the zero-shot CoT and few-shot CoT settings. In the zero-shot CoT test setting, for all experiments, we add the chain of thought (CoT) prompt 'Let’s think step by step' after the test sample to encourage LLMs to think intermediate steps. But no demonstration examples are used

²https://en.wiktionary.org/wiki/Wiktionary:Frequency_lists/PG/2006/04/1-10000

³We choose the turbo model as the consideration of inference cost, inference speed, and model performance. Link:<https://platform.openai.com/>

in the prompt. In the few-shot CoT test setting, for all experiments, we add the chain of thought prompt and fixed demonstration examples into the input. We follow [15] and set four examples for tasks of mathematical reasoning, logical reasoning, and causal reasoning. We follow [30] and set six examples for the combinatorial reasoning task and four examples for the symbolic reasoning task. The examples are randomly chosen from the original training set. Each example consists of the problem, the explanation (solution) for this problem, and the correct label. For the LP method, we use the same demonstration samples in both training and test settings.

Task	1	2	3	4	5	6	7	8	9	10	Avg
ChatGPT (zero-shot, CoT)	73.5	44.0	65.2	30.4	38.8	53.1	29.2	77.0	60.0	12.2	48.3
ChatGPT + Self-Program (zero-shot, CoT)	83.6	29.6	68.5	30.4	48.3	67.3	45.3	85.5	42.0	15.5	51.6
ChatGPT + Learning-to-Program (zero-shot, CoT)	89.8	55.1	87.0	60.9	56.1	81.0	54.1	96.0	67.0	18.9	66.6
ChatGPT (few-shot, CoT)	79.8	19.6	94.5	43.8	56.1	73.5	75.0	77.1	65.0	56.0	64.0
ChatGPT + Self-Program (few-shot, CoT)	85.7	38.8	70.3	21.4	52.1	59.2	37.5	97.5	57.0	8.8	52.8
ChatGPT + Learning-to-Program (few-shot, CoT)	98.0	29.5	97.8	43.8	56.1	81.6	87.5	100.0	79.0	56.7	73.0

Table 1: Performance of the 10 tasks on the AMPS dataset. 'Avg' is the average performance on 10 tasks.

Task	Prealgebra	IA	Algebra	NT	Geometry	Precalculus	CP	Avg
ChatGPT (zero-shot, CoT)	48.2	13.9	49.0	25.9	17.1	15.4	22.3	27.4
ChatGPT + Self-Program (zero-shot, CoT)	40.2	11.5	34.2	22.8	18.8	15.5	20.1	23.3
ChatGPT + Learning-to-Program (zero-shot, CoT)	50.6	15.3	48.2	28.2	18.4	16.6	29.3	29.5
ChatGPT (few-shot, CoT)	52.4	15.8	49.6	28.3	21.3	16.8	30.2	30.6
ChatGPT + Self-Program (few-shot, CoT)	48.9	15.5	48.4	29.3	19.8	16.9	26.2	29.3
ChatGPT + Learning-to-Program (few-shot, CoT)	52.3	16.9	49.6	29.8	22.5	16.3	30.2	31.1

Table 2: Performance of the 7 tasks on the Math dataset, 'IA' is the Intermediate Algebra task, and 'NT' is the Number Theory task. 'CP' is the Counting & Probability task. 'Avg' is the average performance on 7 tasks.

Task	Causal Judgment	CRASS	Logical Reasoning (LSAT)	DU	LLC	SayCan
ChatGPT (zero-shot, CoT)	64.5	79.1	52.5	47.3	44.6	36.0
ChatGPT + Self-Program (zero-shot, CoT)	68.2	90.4	52.2	37.3	46.4	36.0
ChatGPT + Learning-to-Program (zero-shot, CoT)	70.8	94.2	55.5	48.0	75.2	52.0
ChatGPT (few-shot, CoT)	62.5	88.4	59.2	50.5	72.6	48.0
ChatGPT + Self-Program (few-shot, CoT)	64.5	89.9	43.5	43.0	60.0	44.0
ChatGPT + Learning-to-Program (few-shot, CoT)	64.8	92.8	60.1	51.6	81.2	52.0

Table 3: Performance of the non-mathematical reasoning tasks, 'CRASS' is the counterfactual reasoning assessment task, 'DU' is the Date Understanding task, and 'LLC' is the Last Letter Concatenation task.

Hyper-parameters for the LP method We run each task with 10 epochs. If the agent goes through consecutive 10 training batches without updating the natural language program p , we stop the training process. The training batch size is 32 for all tasks. We set the size of the validation set to be 5 times that of the training batch size for the tasks⁴. We set the number of selected wrong samples m in Section 4.2.3 as 3. We set the time of generating revision candidates K in Section 4.2.3 as 5. We use a temperature of 0 for stable output, except during the compression step, where we set the temperature to 0.6 to encourage diverse summarization. For simple tasks (e.g., the AMPS tasks), we ask LLMs to summarize the program into no more than five main general solutions due to their simplicity. For more complex tasks (e.g., tasks from the Math dataset), we summarize the program into no more than ten main general solutions. The recent average recorded performance in Section 4.2.3 is the average performance of the recent three recorded validation performances. We set the threshold as 1.0 here as too low a threshold leads to trivial updates. If the program has been updated by three times without compressing it, we activate the compression step for the natural language program.

5.1 Experiment Results

Zero-shot CoT setting: For mathematical reasoning, we observe that our LP method obviously improves the average performance of 10 AMPS tasks in the zero-shot CoT setting by 18.3 percent (Table 1). Our LP method also achieves the highest performance (29.5) for the more complex tasks from the Math dataset (Table 2). LP method also improves the performance of four non-mathematical reasoning tasks markedly (Table 3), especially for the last letter concatenation task (from 44.6 percent to 75.2 percent). The large improvement over reasoning tasks of five different types is because LLMs learn a high-quality natural language program from the training set to solve the complex tasks. Our self-program method also improves almost all mathematical tasks' performance in the zero-shot CoT setting. But in some mathematical tasks (e.g. task 9 of the AMPS dataset) and the date understanding

⁴Although a larger validation set provides more precise validation performance, it also leads to huge computational consumption and needs more data points. Tasks from the Math dataset have hundreds of training data, so we set a larger validation size for them.

task, its performance is even worse than the performance directly measured in the zero-shot CoT setting. And its average performance on the 10 tasks is lower than that of the LP method. The reason is that the automatically generated program from LLMs has some factual errors and is incomplete. Self-program method’s performance becomes worse as the hallucination problem becomes more severe in complex tasks. That verifies the necessity to learn knowledge from human feedback rather than just simply relying on the knowledge from LLMs.

Few-shot CoT setting: Experiments in Table 1, 2, and 3 have shown that adding demonstration examples usually can improve task performance. And our LP method can further improve the performance by learning a natural language program to solve the errors that have not been solved by the guidance of demonstration examples. Our LP method also can improve the few-shot performance for the non-mathematical reasoning tasks (see Table 3). For the deployment of the self-program method in the few-shot setting, we first randomly select 4 training samples and ask the model to generate the natural language program for each sample. Next, we concatenate the natural language programs and make the concatenation shorter and more general by compressing it. Finally, we use the compressed natural language program to guide the inference of all test samples. We observe that the few-shot performance of the self-program method is better than its zero-shot performance. That is because the generated program in the few-shot setting takes into account more cases and is more comprehensive in its solutions.

5.2 Analysis

Task	Algebra	Causal Judgment	Logical Reasoning (LSAT)	LLC	SayCan
GPT-4-32k (zero-shot, CoT)	57.8	64.6	81.3	85.4	72.0
GPT-4-32k + Learned-Program p from Turbo (zero-shot, CoT)	58.9	68.8	82.0	88.6	80.0

Table 4: Zero-shot Transfer performance of the five different type reasoning tasks. ‘Algebra’ is the algebra task from the Math dataset. ‘LLC’ is the last letter concatenation task.

Transfer from one LLM to another LLM Transferring the learned program from LLMs to humans is easy as it is written in clear natural language. Surprisingly, when the learned program (knowledge) from the GPT-3.5 Turbo model is used to guide the inference process of GPT-4, its performance improves across all tasks (see Table 4). This means that if both LLMs understand the natural language well, the learned natural language program (knowledge) can be directly transferred without changing the LLMs’ parameters. Additionally, this approach introduces a new method for deploying LLMs: using a more affordable and faster LLM for training to learn the natural language program and then employing a slower but stronger LLM for testing with the guidance of the learned program.

Quality analysis of the learned natural language program We present the learned natural language program for reasoning tasks of five types in Appendix B. We find that the learned solutions are highly relevant general solutions to solve questions in the task. The natural language program usually consists of multiple general solutions to solve different cases. The program utilizes the model’s internal knowledge and functions, such as the Pythagorean Theorem or counterfactual inference principle. sometimes, it provides an example to explain its solution. That helps the understanding of both humans and LLMs themselves. However, sometimes LLMs accumulate the same solution multiple times, and deleting a repeated solution can result in a drop in performance, highlighting potential differences between how LLMs and humans solve problems as humans do not need to repeat one solution.

Case Study of the comparison of the learned natural language program and the generated program in solving task We compare the solution guided by the learned natural language program with the solution guided by the generated natural language program from LLMs to demonstrate the former’s influence. Figure 17 in Appendix C depicts the difference between the programs and specific solutions obtained from the two methods. The generated natural language program has a factual error about the Law of Cosines and that leads to a wrong specific solution. The learned natural language program provides a general solution and detailed steps based on the Pythagorean Theorem. The model then finds the correct specific solution by following the steps. The advantage of the LP method is that it relies on inducing experience on the training dataset to acquire knowledge.

Case study of the continual updation of the program Figure 18 in Appendix C reveals that the program generated by the self-program method (before the training) has a factual error and leads to the wrong answer. During the training, the LP method learns how to solve the task using one or two general solutions in the program. However, the program is not yet complete. After the training process, the trained program has a variety of general solutions to calculate angles and achieve success

in solving the test sample. That shows our method’s ability to reduce errors in the program and improve the program quality by updating the program.

5.3 Ablation Study

Hyper-parameter	CoT				Epoch			Candidate number K		
Value	w/o	w/o+LP	CoT	CoT+LP	1	5	10	1	5	10
Composite function	42.8	51.0	44.0	55.1	47.1	50.1	55.1	50.0	55.1	55.1
Causal Judgment	56.3	60.4	64.5	70.8	64.8	68.7	70.5	69.0	70.5	70.5
LLC	40.2	60.2	44.6	75.2	58.7	70.0	75.2	52.8	75.2	77.8

Table 5: Ablation study. ‘Composite function’ is the second AMPS task. ‘LLC’ is the Last Letter Concatenation task. The validation size is equal to the value times training batch size.

Hyper-parameter	Validation size			Wrong samples m			Threshold		
Value	1	5	10	1	5	10	1	5	10
Composite function	41.8	55.1	57.0	36.7	55.1	47.1	55.1	44.0	44.0
Causal Judgment	54.2	70.5	71.0	58.3	70.5	64.8	70.5	66.7	64.5
LLC	62.4	75.2	75.2	70.6	75.2	54.2	75.2	63.2	60.6

Table 6: Ablation study. ‘Composite function’ is the second AMPS task. ‘LLC’ is the Last Letter Concatenation task. The validation size is equal to the time value multiplied training batch size.

For the above main experiments, we use the **CoT prompt** to boost the performance. The performance of experiments without the CoT prompt drops slightly (see Table 5) and our method can still improve the performance without CoT prompt (see experiment ‘w/o+LP’). That means our method can improve the performance with or without prompt by learning from the errors caused by LLMs. We believe our method can also improve other prompts by learning from errors. For **the number of epochs**, we record the performance in the 1st, 5th, and 10th epoch. From Table 5, we observe that the performance arises quickly at first epochs, and then arises slowly comparatively as the LP method updates the program p . So we set the number of epochs as 10. For **the number of revision candidates** K , we find a positive correlation between K and the performance. LLMs select the best program revision to update the program from the candidates and more candidates mean a larger search space and a better final revision. But more candidates also means increased computational consumption required to verify them. So we set K as 5 as it achieves strong performance and less computation.

Validation size is a crucial hyper-parameter as we need to find an effective update/revision for the whole task rather than a subset of the task. A larger validation size results in better performance (see Table 6). However, a larger validation size also implies a greater inference cost. Therefore, we set the validation size as 5 times the training batch size as it achieves strong performance with less computation. When the LP method generates one revision candidate, it needs to provide LLMs with m **wrong samples** and ask LLMs to generate general solutions to solve the errors. In Table 6, we observe that performance first improves with larger m as LLMs can refer to more wrong samples and then it drops as the input length becomes too long, and the output quality of the long-text solution generation is not good. So we set m as 5. To determine if a generated revision should be maintained, we compare its validation performance with the recent average recorded performance. If it is better than the recent performance by a **threshold**, we maintain it. We set the threshold as 1.0 here as too high a threshold would filter out good revision, as shown in Table 6.

6 Conclusion

The impressive performance of Large Language Models (LLMs) in various natural language tasks without training is due to their ability to implicitly generate a natural language program for the test sample and then follow the program to perform inference for it. Based on this, we propose a two-step approach that involves searching for natural language program outlines for the test sample and generating the inference by following the program. Then we introduce the Learning to Program method, which learns the natural language program from the training dataset for the first step. Our proposed method’s effectiveness has been verified through multiple reasoning task datasets, and we conclude that it is a promising approach for improving the performance of LLMs in complex tasks. We discuss the **limitations** in Appendix D.

References

- [1] Michael Ahn, Anthony Brohan, Noah Brown, Yevgen Chebotar, Omar Cortes, Byron David, Chelsea Finn, Keerthana Gopalakrishnan, Karol Hausman, Alex Herzog, et al. “Do as i can, not as i say: Grounding language in robotic affordances”. In: *arXiv preprint arXiv:2204.01691* (2022).
- [2] Yejin Bang, Samuel Cahyawijaya, Nayeon Lee, Wenliang Dai, Dan Su, Bryan Wilie, Holy Lovenia, Ziwei Ji, Tiezheng Yu, Willy Chung, et al. “A multitask, multilingual, multi-modal evaluation of chatgpt on reasoning, hallucination, and interactivity”. In: *arXiv preprint arXiv:2302.04023* (2023).
- [3] Tom Brown, Benjamin Mann, Nick Ryder, Melanie Subbiah, Jared D Kaplan, Prafulla Dhariwal, Arvind Neelakantan, Pranav Shyam, Girish Sastry, Amanda Askell, et al. “Language models are few-shot learners”. In: *Advances in neural information processing systems* 33 (2020), pp. 1877–1901.
- [4] Mark Chen, Jerry Tworek, Heewoo Jun, Qiming Yuan, Henrique Ponde de Oliveira Pinto, Jared Kaplan, Harri Edwards, Yuri Burda, Nicholas Joseph, Greg Brockman, et al. “Evaluating large language models trained on code”. In: *arXiv preprint arXiv:2107.03374* (2021).
- [5] Aakanksha Chowdhery, Sharan Narang, Jacob Devlin, Maarten Bosma, Gaurav Mishra, Adam Roberts, Paul Barham, Hyung Won Chung, Charles Sutton, Sebastian Gehrmann, et al. “Palm: Scaling language modeling with pathways”. In: *arXiv preprint arXiv:2204.02311* (2022).
- [6] Simon Frieder, Luca Pinchetti, Ryan-Rhys Griffiths, Tommaso Salvatori, Thomas Lukasiewicz, Philipp Christian Petersen, Alexis Chevalier, and Julius Berner. “Mathematical capabilities of chatgpt”. In: *arXiv preprint arXiv:2301.13867* (2023).
- [7] Jörg Froberg and Frank Binder. “Crass: A novel data set and benchmark to test counterfactual reasoning of large language models”. In: *arXiv preprint arXiv:2112.11941* (2021).
- [8] Tianyu Gao, Adam Fisch, and Danqi Chen. “Making pre-trained language models better few-shot learners”. In: *arXiv preprint arXiv:2012.15723* (2020).
- [9] Adi Haviv, Jonathan Berant, and Amir Globerson. “BERTese: Learning to speak to BERT”. In: *arXiv preprint arXiv:2103.05327* (2021).
- [10] Dan Hendrycks, Collin Burns, Saurav Kadavath, Akul Arora, Steven Basart, Eric Tang, Dawn Song, and Jacob Steinhardt. “Measuring Mathematical Problem Solving With the MATH Dataset”. In: *NeurIPS* (2021).
- [11] Or Honovich, Uri Shaham, Samuel R Bowman, and Omer Levy. “Instruction induction: From few examples to natural language task descriptions”. In: *arXiv preprint arXiv:2205.10782* (2022).
- [12] Albert Q Jiang, Sean Welleck, Jin Peng Zhou, Wenda Li, Jiacheng Liu, Mateja Jamnik, Timothée Lacroix, Yuhuai Wu, and Guillaume Lample. “Draft, Sketch, and Prove: Guiding Formal Theorem Provers with Informal Proofs”. In: *arXiv preprint arXiv:2210.12283* (2022).
- [13] Zhengbao Jiang, Frank F Xu, Jun Araki, and Graham Neubig. “How can we know what language models know?” In: *Transactions of the Association for Computational Linguistics* 8 (2020), pp. 423–438.
- [14] Takeshi Kojima, Shixiang Shane Gu, Machel Reid, Yutaka Matsuo, and Yusuke Iwasawa. “Large language models are zero-shot reasoners”. In: *arXiv preprint arXiv:2205.11916* (2022).
- [15] Aitor Lewkowycz, Anders Andreassen, David Dohan, Ethan Dyer, Henryk Michalewski, Vinay Ramasesh, Ambrose Slone, Cem Anil, Imanol Schlag, Theo Gutman-Solo, et al. “Solving quantitative reasoning problems with language models”. In: *arXiv preprint arXiv:2206.14858* (2022).
- [16] Xiang Lisa Li and Percy Liang. “Prefix-tuning: Optimizing continuous prompts for generation”. In: *arXiv preprint arXiv:2101.00190* (2021).
- [17] Yaobo Liang, Chenfei Wu, Ting Song, Wenshan Wu, Yan Xia, Yu Liu, Yang Ou, Shuai Lu, Lei Ji, Shaoguang Mao, et al. “TaskMatrix. AI: Completing Tasks by Connecting Foundation Models with Millions of APIs”. In: *arXiv preprint arXiv:2303.16434* (2023).
- [18] Aiwei Liu, Xuming Hu, Lijie Wen, and Philip S Yu. “A comprehensive evaluation of ChatGPT’s zero-shot Text-to-SQL capability”. In: *arXiv preprint arXiv:2303.13547* (2023).
- [19] Pengfei Liu, Weizhe Yuan, Jinlan Fu, Zhengbao Jiang, Hiroaki Hayashi, and Graham Neubig. “Pre-train, prompt, and predict: A systematic survey of prompting methods in natural language processing”. In: *ACM Computing Surveys* 55.9 (2023), pp. 1–35.

- [20] Xiao Liu, Yanan Zheng, Zhengxiao Du, Ming Ding, Yujie Qian, Zhilin Yang, and Jie Tang. “GPT understands, too”. In: *arXiv preprint arXiv:2103.10385* (2021).
- [21] OpenAI. “GPT-4 Technical Report”. In: *arXiv preprint arXiv:2303.08774* (2023).
- [22] Giuseppe Orlando. “Assessing ChatGPT for coding finite element methods”. In: ().
- [23] Chengwei Qin, Aston Zhang, Zhuosheng Zhang, Jiaao Chen, Michihiro Yasunaga, and Diyi Yang. “Is chatgpt a general-purpose natural language processing task solver?”. In: *arXiv preprint arXiv:2302.06476* (2023).
- [24] William Saunders, Catherine Yeh, Jeff Wu, Steven Bills, Long Ouyang, Jonathan Ward, and Jan Leike. “Self-critiquing models for assisting human evaluators”. In: *arXiv preprint arXiv:2206.05802* (2022).
- [25] Timo Schick, Jane Dwivedi-Yu, Roberto Dessí, Roberta Raileanu, Maria Lomeli, Luke Zettlemoyer, Nicola Cancedda, and Thomas Scialom. “Toolformer: Language models can teach themselves to use tools”. In: *arXiv preprint arXiv:2302.04761* (2023).
- [26] Yongliang Shen, Kaitao Song, Xu Tan, Dongsheng Li, Weiming Lu, and Yueting Zhuang. “HuggingGPT: Solving AI Tasks with ChatGPT and its Friends in HuggingFace”. In: *arXiv preprint arXiv:2303.17580* (2023).
- [27] Aarohi Srivastava, Abhinav Rastogi, Abhishek Rao, Abu Awal Md Shoeb, Abubakar Abid, Adam Fisch, Adam R Brown, Adam Santoro, Aditya Gupta, Adrià Garriga-Alonso, et al. “Beyond the imitation game: Quantifying and extrapolating the capabilities of language models”. In: *arXiv preprint arXiv:2206.04615* (2022).
- [28] Hugo Touvron, Thibaut Lavril, Gautier Izacard, Xavier Martinet, Marie-Anne Lachaux, Timothée Lacroix, Baptiste Rozière, Naman Goyal, Eric Hambro, Faisal Azhar, et al. “Llama: Open and efficient foundation language models”. In: *arXiv preprint arXiv:2302.13971* (2023).
- [29] Boshi Wang, Xiang Deng, and Huan Sun. “Iteratively prompt pre-trained language models for chain of thought”. In: *Proceedings of the 2022 Conference on Empirical Methods in Natural Language Processing*. 2022, pp. 2714–2730.
- [30] Jason Wei, Xuezhi Wang, Dale Schuurmans, Maarten Bosma, Ed Chi, Quoc Le, and Denny Zhou. “Chain of thought prompting elicits reasoning in large language models”. In: *arXiv preprint arXiv:2201.11903* (2022).
- [31] Chenfei Wu, Shengming Yin, Weizhen Qi, Xiaodong Wang, Zecheng Tang, and Nan Duan. “Visual chatgpt: Talking, drawing and editing with visual foundation models”. In: *arXiv preprint arXiv:2303.04671* (2023).
- [32] Kevin Yang, Dan Klein, Nanyun Peng, and Yuandong Tian. “DOC: Improving Long Story Coherence With Detailed Outline Control”. In: *arXiv preprint arXiv:2212.10077* (2022).
- [33] Susan Zhang, Stephen Roller, Naman Goyal, Mikel Artetxe, Moya Chen, Shuohui Chen, Christopher Dewan, Mona Diab, Xian Li, Xi Victoria Lin, et al. “Opt: Open pre-trained transformer language models”. In: *arXiv preprint arXiv:2205.01068* (2022).
- [34] Wanjun Zhong, Ruixiang Cui, Yiduo Guo, Yaobo Liang, Shuai Lu, Yanlin Wang, Amin Saied, Weizhu Chen, and Nan Duan. “AGIEval: A Human-Centric Benchmark for Evaluating Foundation Models”. In: *arXiv preprint arXiv:2304.06364* (2023).
- [35] Zexuan Zhong, Dan Friedman, and Danqi Chen. “Factual probing is [mask]: Learning vs. learning to recall”. In: *arXiv preprint arXiv:2104.05240* (2021).
- [36] Denny Zhou, Nathanael Schärli, Le Hou, Jason Wei, Nathan Scales, Xuezhi Wang, Dale Schuurmans, Olivier Bousquet, Quoc Le, and Ed Chi. “Least-to-most prompting enables complex reasoning in large language models”. In: *arXiv preprint arXiv:2205.10625* (2022).
- [37] Yongchao Zhou, Andrei Ioan Muresanu, Ziwen Han, Keiran Paster, Silviu Pitis, Harris Chan, and Jimmy Ba. “Large language models are human-level prompt engineers”. In: *arXiv preprint arXiv:2211.01910* (2022).

A Dataset Details

For the AMPS pre-training dataset [10] (see Table 7). We exclude tasks that have only a few data points (e.g., less than 50) and select tasks that are not fully solved by the ChatGPT model. For tasks in the AMPS pre-training dataset, the Causal Judgement task, and the date understanding task, we split the entire dataset into the training set and the test set using a 3:1 ratio. When using the

learning-to-program method to verify the revision candidates, we randomly sample some labeled samples from the training set as the validation set. For other datasets, we construct the training set using its respective training data from the original training set. And we use the test data from the original test set to construct the test set.

Table 7: The summary of the 10 tasks on the AMPS dataset. 'N' is the number of examples in one task.

Task id	N	Task type	Task description	Example
1	199	Calculus	Fraction division in simplest form	Reduce to lowest terms: $\frac{1}{9} \div \frac{7}{6}$
2	394	Calculus	Calculating the value of a composite function	$h(n) = 2n$, $f(x) = 2x^2 + 6x - h(x)$, $f(h(-2)) = ?$
3	368	Geometry	Angle Calculation	If $\angle AOC = 180^\circ$ and $\angle BOC = 160^\circ$, what is $\angle AOB$, in degrees?
4	94	Geometry	Calculating the length of the hypotenuse or a leg of the right triangle	In the right triangle shown, angle $A = 30^\circ$ and $AC = 18$. How long is AB ?
5	393	Algebra	Given a number A, find its factor/multiple in a list of numbers.	Which of the following numbers is a factor of 56? $\{3, 6, 8, 10, 13\}$
6	197	Calculus	Calculating the significant figures in a number	How many significant figures does 00.033 have?
7	97	Geometry	Calculating the sin/cos value of an angle based on the length of legs and other conditions.	AC is 8 units long, BC is 15 units long, AB is 17 units long. What is $\cos(\angle ABC)$? in a triangle.
8	192	Calculus	Fraction Division	$\frac{1}{8} \div \frac{8}{3} = ?$
9	400	Calculus	Fraction reduction in the form of the mixed number	Express your answer as a mixed number simplified to lowest terms. $9\frac{3}{4} - 5\frac{4}{6} = ?$
10	593	Geometry	Calculating the length of a leg in a triangle based on the length of another leg and the sin, cos, and tan value of an angle	$\overline{BC} = 9$, $\sin(\angle ABC) = \frac{\sqrt{2}}{2}$, $\cos(\angle ABC) = \frac{\sqrt{2}}{2}$, $\tan(\angle ABC) = 1$, then $\overline{AC} = ?$

Table 8: The summary of the 7 tasks on the Math dataset. 'Training number' is the number of examples in the training set of one task. 'Test number' is the number of examples in the test set of one task.

Task name	Training number	Test number	Task description	Example
Prealgebra	1205	871	basic-level algebra problem	What is the largest prime factor of 78?
Intermediate Algebra	1295	903	intermediate-level algebra problem	Let a , b , and c be distinct real numbers such that $\frac{a^3+6}{a} = \frac{b^3+6}{b} = \frac{c^3+6}{c}$. Find $a^3 + b^3 + c^3$.
Algebra	1187	1744	high-level algebra problem	For what value of x does $2^{12} = \left(\frac{1}{8}\right)^x$?
Number Theory	869	540	Number Theory problem	What is the sum of the four positive factors of the positive integer value of $\sqrt{196}$?
Counting and Probability	771	474	probability problem	A box contains 5 white balls and 6 black balls. Five balls are drawn out of the box at random. What is the probability that they all are white?
Geometry	870	479	Geometry problem	What is the sum of the lengths of the altitudes of a triangle whose side lengths are 10, 10, and 12? Express your answer as a decimal to the nearest tenth.
Precalculus	746	546	basic level calculus problem	Find all values of k for which the angle between the vectors $\begin{pmatrix} k \\ 1 \\ 1 \end{pmatrix}$ and $\begin{pmatrix} 1 \\ k \\ 1 \end{pmatrix}$ is $\frac{\pi}{3}$.

Table 9: The summary of the 6 reasoning tasks. 'Training number' is the number of examples in the training set of one task. 'Test number' is the number of examples in the test set of one task.

Task name	Training number	Test number	Task description	Example
Causal Judgment	189	47	Given a short story, LLMs need to judge if event X causes event Y.	Story: ... Question: Did Bob intentionally harm the health of the townspeople?
Counterfactual Reasoning Assessment	273	68	Given a premise, LLMs need to judge the possible result if the event in the premise does not happen.	Premise: A man does not flirt with a woman. Question: What would have happened if he had flirted with her? Options: (A) The man would have asked the woman on a date. (B) The man would not have asked the woman on a date. (C) That is not possible.
Logical Reasoning (LSAT)	3503	509	Given a passage and a question, LLMs need to infer which option is true.	Passage: ... Question: Which one of the following principles is best illustrated by the example above? Options: (A) ... (B) ... (C) ... (D) ...
Date Understanding	368	92	LLMs need to infer the date based on the context.	The first day of 2019 is a Tuesday, and today is the first Monday of 2019. What is the date 24 hours later in MM/DD/YYYY?
Last Letter Concatenation	1500	500	Given n words, LLMs need to extract and concatenate the last letters of the n words.	Take the last letters of each word in "California endurance drink finely singing" and concatenate them
SayCan	73	25	Given an instruction, LLMs need to generate an action sequence for the robot to complete the instruction.	How would you move the chips bag from the table to the counter?

B The introduction of learned natural language program.

Task 1

Task Definition: Fraction division in simplest form (dataset size:199).

Example: Reduce to lowest terms: $\frac{1}{9} \div \frac{7}{6}$

Learned natural language program p (zero-shot cot):

To divide fractions, we can flip the second fraction and multiply. Then, we can simplify the resulting fraction by dividing the numerator and denominator by their greatest common factor. When dividing fractions, we may need to flip and multiply more than once.

Solution 1: To divide two fractions, we can flip the second fraction and multiply. Then, we can simplify the resulting fraction by dividing the numerator and denominator by their greatest common factor.

Solution 2: Another way to divide fractions is to convert them into decimals and then divide. This can be useful when dealing with fractions that have large denominators.

Solution 3: When dividing mixed numbers, we can convert them into improper fractions and then apply the same rules for dividing fractions.

Solution 4: In some cases, we may need to simplify the fractions before dividing. We can do this by finding the prime factors of the numerator and denominator and canceling out any common factors.

Solution 5: When dividing fractions with variables, we can use the same rules as dividing numerical fractions, but we need to be careful with the algebraic manipulation and ensure that we do not divide by zero.

Learned natural language program p (few-shot cot):

To divide fractions, we can either multiply the first fraction by the reciprocal of the second fraction or invert the second fraction and multiply.

Similar solutions involve dividing two fractions by multiplying the first fraction with the reciprocal of the second fraction. The resulting fractions are then simplified by dividing both the numerator and denominator by their greatest common factor.

Figure 5: The task details of task 1 of the AMPS dataset and its learned program

Task 2

Task Definition: Calculating the value of a composite function (dataset size:394).

Example: $h(n) = 2n$, $f(x) = 2x^2 + 6x - h(x)$, $f(h(-2)) = ?$

Learned natural language program p (zero-shot cot):

Solution 1: When substituting a value into a function that is defined in terms of another function, make sure to substitute the entire expression for the second function, not just the value of the variable.

Solution 2: When evaluating a function with a nested function inside, substitute the value of the nested function into the equation for the outer function, not just the variable of the nested function.

Solution 3: Remember to use the correct order of operations when evaluating a function, especially when there are multiple terms and exponents involved.

Solution 4: Double-check your calculations and make sure to use the correct signs and coefficients when simplifying expressions.

Solution 5: Practice and review basic algebraic principles, such as the distributive property and combining like terms, to help simplify complex functions.

Learned natural language program p (few-shot cot):

Two solutions are provided for finding $f(h(-2))$ and $h(f(2))$, one involving substitution and one involving evaluation of the expressions.

To find $h(g(-8))$ and $h(f(-1))$, one can substitute the given value into the expression for $g(n)$ or $f(n)$ and then substitute the resulting value into the expression for $h(x)$.

Two solutions are also provided for finding $f(g(-3))$ and $g(f(-4))$, again involving substitution and evaluation of the expressions.

Figure 6: The task details of task 2 of the AMPS dataset and its learned program

Task 3

Task Definition: Angle Calculation (dataset size: 368).

Example: If $\angle AOC = 180^\circ$ and $\angle BOC = 160^\circ$, what is $\angle AOB$, in degrees?

Learned natural language program p (zero-shot cot):

Here are the five main solutions for finding unknown angles in triangles:

1. Use the fact that the sum of angles in a triangle is 180 degrees. Subtract the known angles from 180 degrees to find the unknown angle.
2. Use the Law of Cosines to find the unknown angle in a triangle with two sides and the included angle known.
3. Use the Pythagorean Theorem and trigonometric functions to find the unknown angle in a right triangle.
4. Use the fact that the sum of all angles in a triangle is 180 degrees to find the third angle when two angles are known.
5. Use the Law of Sines and trigonometric functions to find the unknown angle in a triangle with one side and two angles known.

Learned natural language program p (few-shot cot):

There are two similar solutions. The first solution subtracts the measure of $\angle RPS$ from 180° to find $m\angle QPR$. The second solution uses the fact that the sum of angles in a triangle is 180° , but there is an error in the calculation that is corrected by subtracting $m\angle RPS$ from 180° .

There are two solutions to find $m\angle MON$: using the fact that the sum of angles in a triangle is 180° and the fact that $m\angle LOM$ and $m\angle MON$ are supplementary angles. The first solution yields $m\angle MON = 175^\circ$ while the second solution yields $m\angle MON \approx 175^\circ$ by using trigonometry.

There are two solutions given to find the measure of angle LOM. The first solution uses the fact that angles LOM and MON are supplementary, while the second solution uses the Law of Cosines. Both solutions yield the answer of 56 degrees.

Solution: To find the measure of an angle, we can use the Law of Sines to find the length of the opposite side and then use the Law of Cosines to find the measure of the angle. This method can be applied to different situations where we need to find the measure of an angle, such as in triangles or other geometric shapes.

Figure 7: The task details of task 3 of the AMPS dataset and its learned program

Task 4

Task Definition: Calculating the length of the hypotenuse or a leg of the right triangle (dataset size: 94).

Example: In the right triangle shown, angle $A = 30^\circ$ and $AC = 18$. How long is AB ?

Learned natural language program p (zero-shot cot):

To find the length of a side in a right triangle with a 30 degree angle, there are several solutions. These include using the ratio of the side opposite the angle to the hypotenuse, the Pythagorean theorem, the special right triangle with angles of 30-60-90 degrees, trigonometric functions, and the Law of Sines or the Law of Cosines.

There are two main solutions to find the length of the side opposite a 30 degree angle in a right triangle. One solution involves using the ratio of the side opposite the angle to the hypotenuse, while another solution involves using the sine function. The first solution gives $BC = \frac{1}{2}AB$ for the first two questions and $BC = 5$ for the third question, while the second solution gives $BC = 2$ for the first question, $BC = 3$ for the second question, and $BC = \frac{\sqrt{3}}{2}$ for the third question.

To find the length of the side opposite a 30 degree angle in a right triangle, we can use the tangent function, which gives us a length of $3\sqrt{3}$. Alternatively, we can use the Law of Cosines to find the length, which gives us a length of approximately 6.19 units.

There are two solutions to find the length of the side opposite a 30 degree angle in a right triangle: using the sine function to get $AB = 2 \sin(30^\circ) = 1$, or using the Pythagorean theorem and the special right triangle to get $AB = \frac{2\sqrt{6}}{3}$.

Two solutions for finding the length of the side opposite a 30 degree angle in a right triangle are using the cosine function, which gives us a length of $AC \cos(30^\circ)$, or using the Law of Sines to find the length of AB , which simplifies to $AB = 2AC \sin(30^\circ)$. Both solutions can be implemented in Python using the math library.

There are two ways to find the length of the side opposite a 30 degree angle in a right triangle. The first is to use the ratio of the side opposite the angle to the hypotenuse, which gives $AC = \frac{1}{2}AB\sqrt{3} = 6\sqrt{3}$. Another method is to use the Law of Sines, which gives $AC = 2AB \sin(30^\circ) = 12$.

Learned natural language program p (few-shot cot):

There are several methods to find the length of a missing leg in a right triangle.

The first solution is to use the ratio of sides in a 30-60-90 triangle, which is $1 : \sqrt{3} : 2$.

The second solution is to use the Pythagorean theorem. Trigonometric functions such as sine and cosine can also be used. Furthermore, a Python algorithm can be implemented to solve for the missing leg in both situations.

To find the length of a missing leg in a right triangle with a known angle and hypotenuse, we can use the sine or tangent function.

Finally, there are two solutions to find the missing leg of a right triangle with a known angle of 60 degrees and hypotenuse, which involve using the cosine function or the Pythagorean theorem.

Figure 8: The task details of task 4 of the AMPS dataset and its learned program

Task 5

Task Definition: Given a number A, find its factor/multiple in a list of numbers. (dataset size: 393).

Example: Which of the following numbers is a factor of 56? {3, 6, 8, 10, 13}

Learned natural language program p (zero-shot cot):

1. Using the modulo operator in Python.
2. Checking the last digit of the number.
3. Dividing the number by the factor and checking if the result is an integer.
4. Using bitwise operators to check for powers of 2.
5. Using the Euclidean algorithm to find the greatest common divisor.

To identify multiples of a certain factor, we can use the modulo operator in Python. Another way is to check the last digit of the number. For example, to check if a number is a multiple of 8, we can check if its last three digits are divisible by 8 using the expression "`number%1000%8 == 0`". Other solutions include using loops, lists, and recursion to identify multiples of a certain factor.

Learned natural language program p (few-shot cot):

There are several ways to check if a number is a multiple of another number. One way is to use the modulo operator or divide the number and check if the result is an integer.

Another way is to use prime factorization or the GCD/LCM formula.

Additionally, we can use the Euclidean algorithm or the formula $n = km$.

There are also methods that involve checking the sum of digits or using Python functions like "`divmod()`" and "`all()`".

Figure 9: The task details of task 5 of the AMPS dataset and its learned program

Task 6

Task Definition: Calculating the significant figures in a number (dataset size: 197).

Example: How many significant figures does 00.033 have?

Learned natural language program p (zero-shot cot):

To determine the number of significant figures, count all non-zero digits and any zeros between non-zero digits. Therefore, the number 0197.01239440 has 11 significant figures, the number 0798 has 3 significant figures, and the number 0.03 has 1 significant figure. Leading zeros are not significant.

Another way to determine the number of significant figures is to look at the precision of the measuring instrument. It is also important to consider the rules for rounding when performing calculations with significant figures.

Solution: To determine the number of significant figures, count all non-zero digits and any zeros between non-zero digits. Ignore leading zeros. If a number ends in zeros, the zeros are only significant if there is a decimal point. For example, the number 0.0032 has 2 significant figures, while the number 3200 has 3 significant figures. Additionally, the number 5000 has 1 significant figure, while the number 5000. has 4 significant figures.

The solutions provided all involve counting the significant figures in a number by counting non-zero digits and zeros between non-zero digits. One specific Python algorithm involves converting the number to a string, removing leading zeros, trailing zeros after a decimal point, and then returning the length of the resulting string as the number of significant figures. Other solutions may involve using scientific notation or logarithms to determine significant figures.

Learned natural language program p (few-shot cot):

Solution: To determine the number of significant figures in a number, count all non-zero digits and any zeros between them. Trailing zeros after the last non-zero digit are only significant if there is a decimal point present. Therefore, 0.253971000 has 9 significant figures and 292.785854000 has 12 significant figures.

To determine the number of significant figures in a number, one solution is to count all non-zero digits and any zeros between them, including trailing zeros after the last non-zero digit if there is a decimal point. Another solution is a Python algorithm that converts the number to a string and counts the number of characters excluding leading and trailing zeros. This would output the number of significant figures.

Figure 10: The task details of task 6 of the AMPS dataset and its learned program

Task 7

Task Definition: Calculating the sin/cos value of an angle based on the length of legs and other conditions in a triangle. (dataset size: 97).

Example: \overline{AC} is 8 units long, \overline{BC} is 15 units long, \overline{AB} is 17 units long ,What is $\cos(\angle ABC)$?

Learned natural language program p (zero-shot cot):

There are two solutions for finding the value of an angle in a triangle. Solution 1 involves using the Law of Cosines to calculate $\cos(\angle ABC)$.

Solution 2 involves using the Pythagorean Theorem to find the length of the third side of the triangle and then using the definition of sine to calculate $\sin(\angle ABC)$. To find the length of the hypotenuse of a right triangle using the Pythagorean Theorem, use the formula $(\overline{AC})^2 + (\overline{BC})^2 = (\overline{AB})^2$. python functions can also be used to calculate these values.

Learned natural language program p (few-shot cot):

When working with trigonometric functions, it is essential to identify the correct sides of the triangle. Labeling the angles and sides of the triangle can help avoid confusion. In addition, simplifying fractions and using the appropriate trigonometric function for the given situation are crucial for obtaining the correct answer.

Figure 11: The task details of task 7 and its learned program

Task 8

Task Definition: Fraction Division. (dataset size: 192).

Example: $\frac{1}{8} \div \frac{8}{3} = ?$

Learned natural language program p (zero-shot cot):

Here are the main solutions for dividing fractions:

1. Flip the second fraction and multiply.

For example, to divide $\frac{2}{7}$ by $\frac{8}{3}$, we flip $\frac{8}{3}$ to get $\frac{3}{8}$ and multiply to get $\frac{2}{7} \times \frac{3}{8} = \frac{6}{56}$.

2. Convert mixed numbers to improper fractions, flip the second fraction, and multiply.

For example, to divide $2\frac{1}{2}$ by $\frac{3}{4}$, we convert $2\frac{1}{2}$ to $\frac{5}{2}$, flip $\frac{3}{4}$ to get $\frac{4}{3}$, and multiply to get $\frac{5}{2} \times \frac{4}{3} = \frac{10}{3}$.

3. Use cross-multiplication.

For example, to divide $\frac{2}{5}$ by $\frac{1}{3}$, we cross-multiply to get $2 \times 3 = 5x$, which simplifies to $x = \frac{6}{5}$.

4. Use the reciprocal of the second fraction.

For example, to divide $\frac{3}{4}$ by $\frac{5}{6}$, we take the reciprocal of $\frac{5}{6}$ to get $\frac{6}{5}$ and multiply to get $\frac{3}{4} \times \frac{6}{5} = \frac{18}{20}$.

5. Divide both fractions by their greatest common factor.

For example, to divide $\frac{16}{24}$ by $\frac{4}{9}$, we simplify both fractions by dividing by their greatest common factor of 8 to get $\frac{2}{3}$ and $\frac{1}{2}$, respectively. Then, we flip $\frac{1}{2}$ and multiply to get $\frac{2}{3} \times \frac{2}{1} = \frac{4}{3}$.

Learned natural language program p (few-shot cot):

There are two main solutions for dividing fractions: inverting the second fraction and multiplying, or converting the division sign to a multiplication sign and flipping the second fraction. Both methods yield the same result and can be used to solve all three questions. Additionally, Python code can be used to solve each question by defining the numerators and denominators of each fraction and then dividing them.

Another solution involves simplifying the fractions by finding a common factor, then dividing their numerators. Finally, the fractions module in Python can be used to simplify the result to a fraction.

Figure 12: The task details of task 8 of the AMPS dataset and its learned program

Task 9

Task Definition: Fraction reduction in the form of the mixed number (dataset size: 400).

Example: Express your answer as a mixed number simplified to lowest terms. $9\frac{3}{4} - 5\frac{4}{6} = ?$

Learned natural language program p (zero-shot cot):

To add or subtract mixed numbers, we first convert them to improper fractions, find a common denominator, add or subtract the whole numbers separately, and simplify the resulting fraction if possible. If the final fraction is improper, we can convert it back to a mixed number. This method applies to all situations involving mixed numbers.

Learned natural language program p (few-shot cot):

One solution for subtracting mixed numbers with fractions is to convert the mixed numbers to improper fractions, find a common denominator, subtract the fractions, and simplify the resulting improper fraction to a mixed number.

Another solution is to convert the mixed numbers to improper fractions, subtract the fractions, and simplify the resulting improper fraction to a mixed number without finding a common denominator. Both solutions are presented in Python algorithms.

Figure 13: The task details of task 9 of the AMPS dataset and its learned program

Task 10

Task Definition: Calculating the length of a leg in a triangle based on the length of another leg and the sin, cos, and tan value of an angle. (dataset size: 593).

Example: $\overline{BC} = 9$, $\sin(\angle ABC) = \frac{\sqrt{2}}{2}$, $\cos(\angle ABC) = \frac{\sqrt{2}}{2}$, $\tan(\angle ABC) = 1$, then $\overline{AC} = ?$

Learned natural language program p (zero-shot cot):

Solution 1: For both questions, we can use trigonometric ratios involving the given angle to find the length of one side of the triangle. Then, we can use the Pythagorean theorem and simplify to find the length of the other side.

Solution 2: Another method is to use the fact that the sum of the squares of the sine and cosine of an angle is equal to 1. We can substitute in the values we know and solve for the length of the desired side.

Solution 3: In the second question, we can also use the law of cosines to find the length of one side of the triangle, and then use the Pythagorean theorem to find the length of the other side.

Solution 4: If we are given the area of the triangle, we can use the formula $A = 1/2 \cdot ab \cdot \sin(C)$ to find the length of one side, and then use the Pythagorean theorem to find the length of the other side.

Solution 5: If we are given the radius of the circumcircle of the triangle, we can use the formula $R = a \cdot b \cdot c / 4A$ to find the length of one side, and then use the Pythagorean theorem to find the length of the other side.

Learned natural language program p (few-shot cot):

There are two main solutions to find the missing side length in the given right triangle.

Solution 1 involves using the sine function to calculate the length of the missing side.

Solution 2 involves using the Pythagorean theorem. For each question, we can choose either solution depending on the given information.

Figure 14: The task details of task 10 of the AMPS dataset and its learned program

Causal Judgment Task

Task Definition: Given a short story, LLMs need to judge if event X causes event Y.

Example: The receptionist in the philosophy department keeps her desk stocked with pens. The administrative assistants are allowed to take the pens, but faculty members are supposed to buy their own. The administrative assistants typically do take the pens. Unfortunately, so do the faculty members. The receptionist has repeatedly emailed them reminders that only administrative assistants are allowed to take the pens. On Monday morning, one of the administrative assistants encounters Professor Smith walking past the receptionist's desk. Both take pens. Later that day, the receptionist needs to take an important message... but she has a problem. There are no pens left on her desk. Did the administrative assistant cause the problem?

Learned natural language program p (zero-shot cot):

Consider the agent's intentions and actions to determine causality. Use counterfactual scenarios to determine causality. Consider normative expectations and social norms to determine causality. Consider the agent's intentions and actions to determine causality. Use counterfactual scenarios to determine causality. Social norms and normative expectations can play a role in determining causality. Use counterfactual scenarios to determine causality by imagining what would have happened if the causal factor had not occurred. Consider social norms and normative expectations as they can play a role in determining causality, as actions that violate these norms may be seen as causing negative outcomes.

Learned natural language program p (few-shot cot):

To determine causality, consider the counterfactual scenario, temporal order, potential mechanisms, and control for other factors. Evaluate the strength of the relationship and plausibility of the mechanism, while considering alternative explanations for the outcome.

Figure 15: The task details of the Causal Judgment task and its learned program

Counterfactual Reasoning Assessment Task

Task Definition: Given a premise, LLMs need to judge the possible result if the event in the premise does not happen.

Example: Premise: A woman does not increase his own capacity.

Question: What would have happened if she had increased his own capacity?

Options: (A) The woman would have felt accomplished. (B) The woman would not have felt accomplished. (C) That is not possible.

Learned natural language program p (zero-shot cot):

When answering inference questions, remember that the scenario presented is hypothetical and did not actually happen. Choose the most logical answer based on cause-and-effect relationships. Avoid making assumptions about cause-and-effect relationships in anti-causal inference questions. Focus on the information provided in the premise and choose the most reasonable answer.

Summarize similar solutions into one rule and maintain solutions for solving different situations. When generating a solution, write no more than two sentences.

Focus on the information provided in the premise and avoid making assumptions about cause-and-effect relationships.

For anti-causal inference questions, choose the most logical answer based on cause-and-effect relationships.

Acknowledge that the premise does not provide enough information to determine a cause-and-effect relationship when answering anti-causal inference questions. Choose the most reasonable answer based on the given scenario.

Focus on the information provided in the premise and avoid making assumptions about cause-and-effect relationships.

Choose the most logical answer based on the given scenario for non-causal inference questions. For anti-causal inference questions, acknowledge that the premise does not provide enough information to determine a cause-and-effect relationship and choose the most reasonable answer based on the given scenario.

Learned natural language program p (few-shot cot):

Consider all possible outcomes and analyze the situation to determine the likelihood of each option.

Use logic and reasoning to determine the most likely outcome by considering all possible scenarios and eliminating unlikely or impossible options.

Focus on the cause and effect relationship between the premise and the question to determine the most likely outcome and avoid errors in reasoning.

Carefully analyze the premise and question to determine all possible outcomes and their likelihood to avoid errors in reasoning.

Use logic and reasoning to consider all possible scenarios and eliminate unlikely or impossible options when answering anti-causal inference questions.

Focus on the cause and effect relationship between the premise and the question to determine the most likely outcome and avoid errors in reasoning.

Figure 16: The task details of the Counterfactual Reasoning Assessment task and its learned program

Logical Reasoning (LSAT) Task

Task Definition: Given a passage and a question, LLMs need to infer which option is true.

Example: Passage: Hana said she was not going to invite her brothers to her birthday party. However, among the gifts Hana received at her party was a recording in which she had expressed an interest. Since her brothers had planned to give her that recording, at least some of Hana's brothers must have been among the guests at Hana's birthday party after all.

Question: A reasoning error in the argument is that the argument

Options: (A) disregards the possibility that a change of mind might be justified by a change in circumstances (B) treats the fact of someone's presence at a given event as a guarantee that that person had a legitimate reason to be at that event (C) uses a term that is intrinsically evaluative as though that term was purely descriptive (D) fails to establish that something true of some people is true of only those people (E) overlooks the possibility that a person's interest in one kind of thing is compatible with that person's interest in a different kind of thing.

Learned natural language program p (zero-shot cot):

Identify the conclusion and premises of an argument and look for any assumptions that the argument relies on. Consider any counterexamples or objections that could weaken the argument. Look for evidence or reasoning that supports or undermines the conclusion.

Identify the conclusion and premises of the argument, and look for any assumptions it relies on. Consider any counterexamples or objections that could weaken the argument. Look for evidence or reasoning that supports or undermines the conclusion.

Learned natural language program p (few-shot cot):

Look for an answer choice that resolves the paradox by providing a possible explanation for why the observed phenomenon occurred. Pay attention to the language used in the passage, including any conditional statements or cause-and-effect relationships. Consider the context of the passage and any relevant background information that may help to explain the observed phenomenon.

Figure 17: The task details of the Logical Reasoning (LSAT) task and its learned program

Date Understanding Task

Task Definition: LLMs need to infer the date based on the context.

Example: The deadline is Jun 1, 2021, which is 2 days away from now. What is the date one year ago from today in MM/DD/YYYY?

Learned natural language program p (zero-shot cot):

To find a date a year ago, subtract 1 from the year and keep the same month and day. To find a date a month ago, subtract 1 from the month and keep the same day and year. To find a date 24 hours later, add 1 to the day while keeping the same month and year.

To find a date a year ago, subtract 1 from the year and keep the same month and day. To find a date a month ago, subtract 1 from the month and keep the same day and year. To find a date 24 hours later, add 1 to the day while keeping the same month and year.

To find a date a year ago, subtract 1 from the year and keep the same month and day. To find a date a month ago, subtract 1 from the month and keep the same day and year. To find a date 24 hours later, add 1 to the day while keeping the same month and year.

Learned natural language program p (few-shot cot):

Always double-check the date and format when converting between different date formats. Use a datetime module or calculator to ensure accuracy.

When dealing with holidays or special events, double-check the year to ensure you're referencing the correct date. Use a calendar or reference guide to confirm the date.

Always use a reliable source or tool to ensure accuracy when dealing with dates. Double-check the date format and any conversions made to avoid errors. When referencing holidays or special events, double-check the year using a calendar or reference guide to confirm the date and avoid mistakes. Keep separate solutions for different situations and limit each solution to no more than two sentences.

Always double-check dates and formats using reliable sources or tools to ensure accuracy.

When dealing with holidays or special events, double-check the year and use a calendar or reference guide to confirm the date and avoid mistakes.

Note: Maintain separate solutions for different situations and limit each solution to no more than two sentences.

Figure 18: The task details of the date understanding task and its learned program

Last Letter Concatenation Task

Task Definition: Given n words, LLMs need to extract and concatenate the last letters of the n words.

Example: Take the last letters of each words in "spur drowning Japan dialect valet" and concatenate them

Learned natural language program p (zero-shot cot):

To find the last letters of each word in a phrase, identify the last letter of each word and write them down in order. Then, concatenate the letters to form the final answer. Make sure to follow this process for each phrase, as different phrases may require different solutions.

Learned natural language program p (few-shot cot):

To concatenate the last letters of words in a given phrase, first write down the words and identify their last letters. Then, concatenate the last letters in the order they appear in the phrase to get the final answer. Double-check your answer to avoid errors.

To concatenate the last letters of words in a given phrase, first list the words and identify their last letters. Then, concatenate the last letters in the order they appear in the phrase to get the final answer. Double-checking your answer can help avoid errors. It's important to have separate solutions for different situations and to keep each solution concise, no more than two sentences.

To concatenate the last letters of words in a given phrase, list the words and identify their last letters. Then, concatenate the last letters in the order they appear in the phrase to get the final answer. Always double-check your answer for accuracy.

Figure 19: The task details of the Last Letter Concatenation task and its learned program

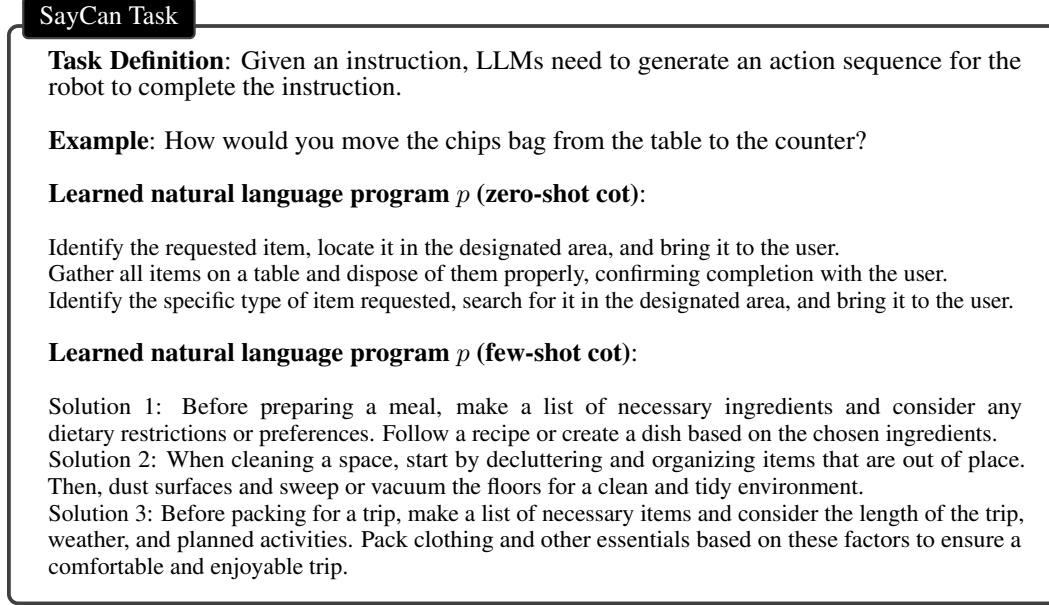


Figure 20: The task details of the SayCan task and its learned program

C Case Study

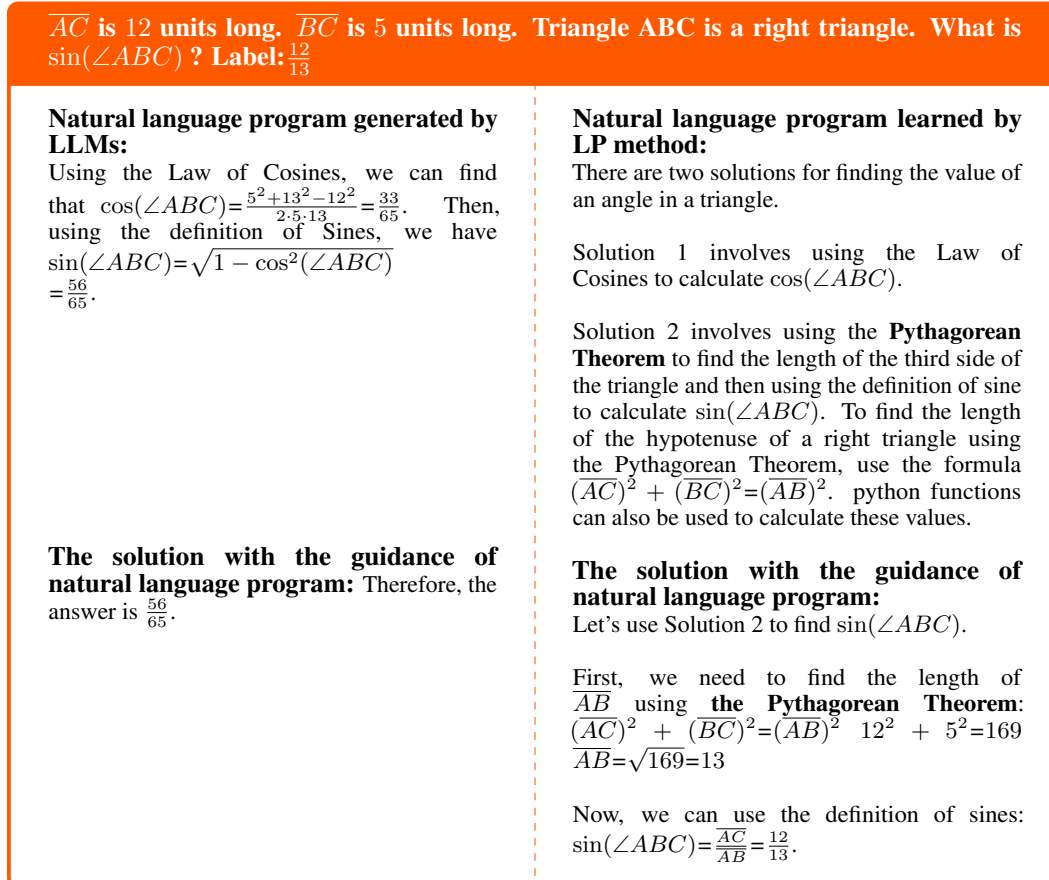


Figure 21: Programs and their corresponding specific solutions for a test sample taken from the AMPS dataset.

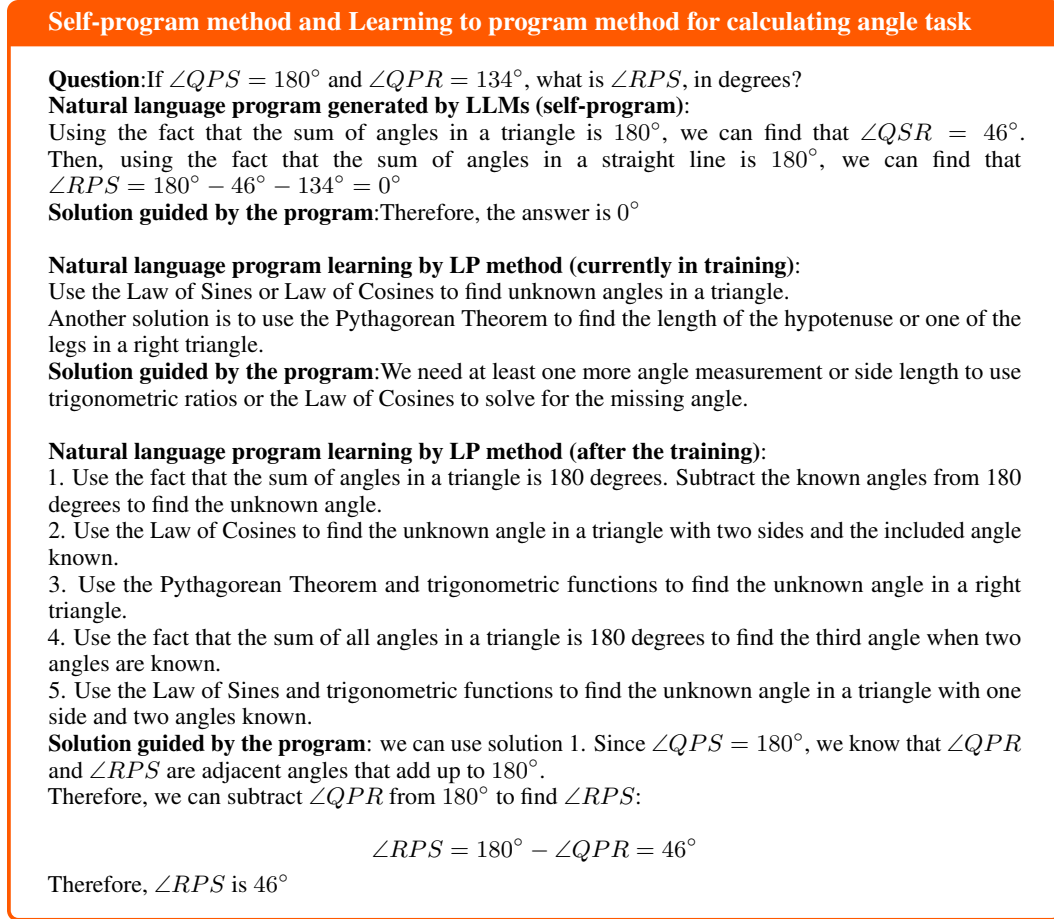


Figure 22: Natural language programs and solutions guided by them in different learning phases. 'Currently in training' means that the training process is starting but has not been finished.

D Limitations

Although our learning-to-program method achieves significant improvement over previous methods on math datasets. It still has some limitations: (1) The current learning-to-program method assumes that the test samples are derived from well-defined tasks, making it challenging to deploy in the open-domain setting. In the future, we will investigate this problem. (2) Errors such as misunderstanding specific words, terms, and numbers are hard to be solved by our method. Continually updating LLMs' parameters to improve their basic ability is still necessary. (3) Theoretical guarantee for the convergence of our method is needed. We will study it in the future.