

Clustered-patch Element Connection for Few-shot Learning

Jinxiang Lai, Siqian Yang, Junhong Zhou, Wenlong Wu, Xiaochen Chen, Jun Liu, Bin-Bin Gao, Chengjie Wang*

Tencent Youtu Lab, China

layjins1994@gmail.com, {seasonsyang, ezrealwu, husonchen}@tencent.com,
12011801@mail.sustech.edu.cn, {junsenselee, csgaobb}@gmail.com, jasoncjwang@tencent.com

Abstract

Weak feature representation problem has influenced the performance of few-shot classification task for a long time. To alleviate this problem, recent researchers build connections between support and query instances through embedding patch features to generate discriminative representations. However, we observe that there exists semantic mismatches (foreground/ background) among these local patches, because the location and size of the target object are not fixed. What is worse, these mismatches result in unreliable similarity confidences, and complex dense connection exacerbates the problem. According to this, we propose a novel Clustered-patch Element Connection (CEC) layer to correct the mismatch problem. The CEC layer leverages Patch Cluster and Element Connection operations to collect and establish reliable connections with high similarity patch features, respectively. Moreover, we propose a CECNet, including CEC layer based attention module and distance metric. The former is utilized to generate a more discriminative representation benefiting from the global clustered-patch features, and the latter is introduced to reliably measure the similarity between pair-features. Extensive experiments demonstrate that our CECNet outperforms the state-of-the-art methods on classification benchmark. Furthermore, our CEC approach can be extended into few-shot segmentation and detection tasks, which achieves competitive performances.

1 Introduction

Contrast to general deep learning task [Krizhevsky *et al.*, 2012; Simonyan and Zisserman, 2015], *Few-Shot Learning* (FSL) aims to learn a transferable classifier with amount seen images (base class) and few labeled unseen images (novel class). Due to the lack of effective features from unseen class, a robust feature embedding model is indispensable. Recent researchers [Hou *et al.*, 2019; Tian *et al.*, 2020a; Rizve *et al.*, 2021; Xu *et al.*, 2021a; Ye *et al.*, 2020] manage




Figure 1: Comparison between traditional Cross Attention and our Clustered-patch Element Connection. The proposed Clustered-patch Element Connection, which utilizes the global info C^P integrated from support feature P to perform element connection with query Q leading to a confident and clear connection, is able to generate a more clear and precise relation map than Cross Attention. The detailed Patch Cluster operation is illustrated in Fig.2. The visualization comparisons are referred to Fig.4(a).

to design an embedding network for generating more discriminative features.

Specifically, cross attention based methods [Hou *et al.*, 2019; Xu *et al.*, 2021a; Ye *et al.*, 2020; Doersch *et al.*, 2020; Xu *et al.*, 2021b] focus on reducing the background noise and highlighting the region of target object to generate more discriminative representations. The core idea of these methods is to divide extracted features into patches and connect all local patch features. However, as shown in Fig.1, we observe that the target object may be located randomly with differ-

*Corresponding Author

ent scale among the query images. Hence, these methods suffer two main problems: inconsistent semantic in feature space, and unreliable and redundant connections. To tackle these problems, we propose a Clustered-patch Element Connection (CEC) layer which consists of Patch Cluster and Element Connection operations. In detail, given inputs features P (support) and Q (query), CEC layer firstly obtains the global clustered-patch C^P features by Patch Cluster operation as illustrated in Fig.2, then performs Element Connection on Q by using C^P , and finally produces a more discriminative representation \bar{Q} . Patch Cluster aims to collect the objects in source feature P that are similar to the reference patch in Q , which adaptively aligns the P into C^P to obtain a consistent semantic feature for each patch of Q . Then, with the global clustered-patch features, CEC layer can generate more reliable and concise connections than cross attention.

According to CEC layer, we find the key of generating accurate relation map is to obtain appropriate clustered-patch features. In this paper, four solutions are introduced to perform Patch Cluster, including MatMul, Cosine, GCN and Transformer. Different from the naive MatMul and Cosine modes, we propose the meta-GCN and Transformer based Patch Cluster operations to obtain a more robust clustered-patch by implementing additional feature refinement. The insight of meta-GCN is constructing a dynamic correlation-based adjacent for each current input pair-features, other than the static GCN [Kipf and Welling, 2017] using a fixed adjacent. Besides, the transformer structure obtains global information via modeling a spatio-temporal correlation among instances, which generates a more accurate relation map.

Along with the description of CEC mechanism, we propose three CEC-based modules: (I) The Clustered-patch Element Connection Module (CECM) distinguishes the background and the object for each image pair (support and query) at the feature level adaptively, which gives a more precise highlights at the regions of target object; (II) The Self-CECM enhances the semantic feature of target object in a self-attention manner to make the representation more robust; (III) The Clustered-patch Element Connection Distance (CECD) is a CEC-based distance metric which measures the similarity between pair-features via the obtained reliable relation map.

For few-shot classification task, we introduce a novel Clustered-patch Element Connection Network (CECNet) as illustrated in Fig.3, which learns a generalize-well embedding benefiting from auxiliary tasks, generates a discriminative representation via CECM and Self-CECM, and measures a reliable similarity map via CECD. Furthermore, we derive a novel CEC-based embedding module named CEC Embedding (CECE), which can be applied into few-shot semantic segmentation (FSSS) and few-shot object detection (FSOD) tasks. We simply stack the proposed CECE after the backbone network of the existing FSSS and FSOD methods, which achieves consistent improvements around 1% – 3%.

To summarize, our main contributions are:

- We propose a Clustered-patch Element Connection (CEC) layer to strengthen the target regions of query features by element-wisely connecting them with the global clustered-patch features. Four different CEC modes are introduced, including MatMul, Cosine, GCN and Transformer.

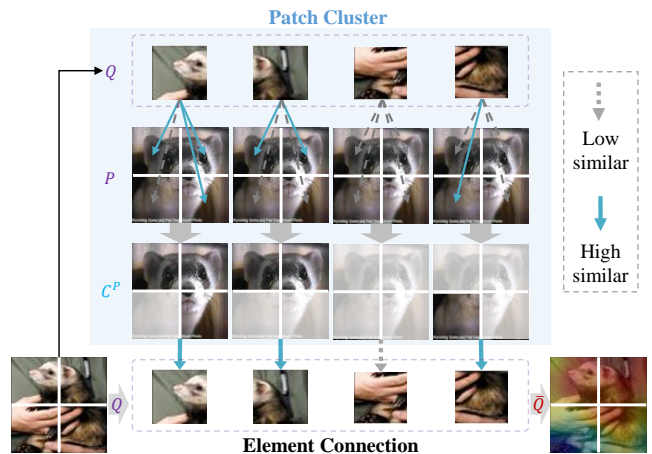


Figure 2: Patch Cluster and Element Connection.

- We derive three CEC-based modules: CECM and Self-CECM modules are utilized to produce more discriminative representations, and CECD is able to measure a reliable similarity map.

- With CEC-based modules and auxiliary tasks, a novel CECNet model is designed for few-shot classification. CECNet improves state-of-the-arts on few-shot classification benchmark, and the experiments demonstrate that our method is effective in FSL.

- Furthermore, our CECE (i.e. CEC-based embedding module) can be extended into few-shot segmentation and detection tasks, which achieves performance improvements around 1% – 3% on the corresponding benchmarks.

2 Related Work

Few-Shot Learning The FSL algorithms aim to recognize novel (unseen) categories with few labeled images, and a category-disjoint base (seen) set with abundant images is provided for network pre-training. The classic FSL tasks include few-shot classification [Munkhdalai and Yu, 2017; Finn *et al.*, 2017; Vinyals *et al.*, 2016; Snell *et al.*, 2017; Hou *et al.*, 2019; Tian *et al.*, 2020a; Rizve *et al.*, 2021], semantic segmentation [Shaban *et al.*, 2018; Zhang *et al.*, 2020b; Siam *et al.*, 2019; Malik *et al.*, 2021] and object detection [Kang *et al.*, 2019; Wang *et al.*, 2020b; Qiao *et al.*, 2021; Wu *et al.*, 2022]. Due to the limitation of the space, more introductions of these algorithms are presented in APPENDIX. In a word, the existing FSL methods lack of an uniform function to control the connections among the patches between support and query instances semantically.

Other Related Works are introduced in APPENDIX, such as **Auxiliary Task for FSL** [Hou *et al.*, 2019; Liu *et al.*, 2021; Wertheimer *et al.*, 2021; Su *et al.*, 2020; Rizve *et al.*, 2021], **Graph Convolutional Network (GCN)** [Bruna *et al.*, 2013; Atwood and Towsley, 2016], and **Transformer** [Wang *et al.*, 2021; Zhu *et al.*, 2020; Zheng *et al.*, 2021].

3 Problem Definition

3.1 Few-Shot Classification

A classic few-shot classification problem is specified as a N -way K -shot classification task, which means solving a N -

class classification problem with only K labeled instances provided per class. In the recent investigations [Hou *et al.*, 2019; Vinyals *et al.*, 2016; Snell *et al.*, 2017], the source dataset is divided into three category-disjoint parts: training set X_{train} , validation set X_{val} and test set X_{test} . Moreover, the episodic training mechanism is widely adopted. An episode consists of two sets (randomly sampling in N categories): support and query. Let $\mathcal{S} = \{(x_i^s, y_i^s)\}_{i=1}^{n_s}$ ($n_s = N \times K$) denote the support set, and $\mathcal{Q} = \{(x_i^q, y_i^q)\}_{i=1}^{n_q}$ denote the query set. Note that n_s and n_q are the size of corresponding sets. Especially, $\mathcal{S} = \{\mathcal{S}^1, \mathcal{S}^2, \dots, \mathcal{S}^k\}$, where \mathcal{S}^k denotes the support set of the k^{th} category in \mathcal{S} . Specifically, let $(P, Q) \in \mathbb{R}^{hw \times c}$ denote the support and query features, which are extracted from support subset and query instance (\mathcal{S}^k, x^q) . Note that c, h and w are channel number, height and width of the features, respectively.

3.2 Cross Attention

The traditional Cross Attention [Hou *et al.*, 2019] proves that highlighting target regions could generate more discriminative representations, leading to accuracy improvements for FSL. The key is to generate an fine-grained relation map $R^Q \in \mathbb{R}^{hw}$ to represent the target regions in $Q \in \mathbb{R}^{hw \times c}$. Then, a spatial-wise feature attention can be obtained through $R^Q \odot Q$, where \odot is the Element-wise Product. Specifically, the traditional Cross Attention produces the relation map R^Q for Q by:

$$R^Q = h \left(\frac{P}{\|P\|_2} \left(\frac{Q}{\|Q\|_2} \right)^T \right), \quad (1)$$

where h is a CNN-based layer to refine the correlation matrix $\frac{P}{\|P\|_2} \left(\frac{Q}{\|Q\|_2} \right)^T \in \mathbb{R}^{hw \times hw}$. According to Eq.1, the Cross Attention produces relation map by *Local-to-Local* fully connection among local feature patches of P and Q . In detail, $(P_i, Q_j) \in \mathbb{R}^{1 \times c}$ represent a pair of support feature patch and query feature patch among $(P, Q) \in \mathbb{R}^{hw \times c}$. As shown in Fig.1, the target object may be located irregularly among the query images at different scale, which results in inconsistent semantic in feature space, i.e feature patches P_i and Q_j may be semantically inconsistent. This *semantically inconsistent problem* causes low confident correlation between patches, and the complex Local-to-Local fully connection further accumulates this inaccurate bias, which affect the quality of the generated relation map.

To establish concise and clear connections among global and local features, we propose a Clustered-patch Element Connection layer (CEC), which consists of two key operations: *Patch Cluster* and *Element Connection*.

4 Clustered-patch Element Connection

4.1 Patch Cluster

As illustrated in Fig.2, Patch Cluster operation obtains a set C^p , named Clustered-patch, via collecting those objects in support feature set P , which are similar to the reference patch in Q . We define a generic Patch Cluster operation f_{PC} as:

$$C^p = f_{PC}(Q, P) = \phi(g(Q, P)P). \quad (2)$$

Here P is the input source feature, Q is the input reference feature, and $C^p \in \mathbb{R}^{hw \times c}$ is the output Clustered-patch. A

pairwise function g computes an affinity matrix representing relationship between Q and P . The clustered patches can be refined by function ϕ . In detail, we divide the source image into $w \times h$ patches. Here, w and h are the same as the size of the features in P , which is convenient for element connection operation. A Clustered-patch $C^p \in \mathbb{R}^{hw \times c}$ collects $w \times h$ clusters. Each cluster collects the patch-features in $P = [P_1, P_2, \dots, P_{hw}] \in \mathbb{R}^{hw \times c}$ that are similar to the corresponding patch-feature in the reference patch-features in Q . Therefore, C^p is semantically similar to Q .

To implement the Patch Cluster operation, we give four solutions including MatMul, Cosine, GCN and Transformer. **MatMul** A simplest way to obtain the clustered patches is treating MatMul operation as the pairwise function g (in Eq.(2)) and not implementing any further embedding refinement. Formally,

$$C^p = \sigma(QP^T)P, \quad (3)$$

where σ is softmax function.

Cosine A simple extension of the MatMul version is to compute cosine similarity in feature space. Formally,

$$C^p = \sigma \left(\frac{Q}{\|Q\|_2} \left(\frac{P}{\|P\|_2} \right)^T \right) P. \quad (4)$$

GCN GCN [Kipf and Welling, 2017] updates the input features P via utilizing a pre-defined adjacent matrix $A \in \mathbb{R}^{hw \times hw}$ and a learnable weight matrix $W \in \mathbb{R}^{c \times c}$. Formally, the updated features $G^p \in \mathbb{R}^{hw \times c}$ can be expressed as: $G^p = \delta(APW)$, where $\delta(\cdot)$ is the nonlinear activation function (*Sigmoid*(\cdot) or *ReLU*(\cdot)). However, the adjacent matrix A used in GCN is fixed for all inputs after training, which is not able to recognize the new categories in few-shot task. Comparing Eq.(2) and the definition of GCN, we observe that the affinity matrix $g(Q, P)$ can be considered as the adjacent matrix A , because they all try to describe the relationship between features P and Q . Hence, we derive a meta-GCN through replacing the static adjacent matrix with the dynamic affinity matrix. Formally, the meta-GCN based Patch Cluster operation is derived as follows:

$$C^p = \delta \left[\sigma \left(\frac{Q}{\|Q\|_2} \left(\frac{P}{\|P\|_2} \right)^T \right) PW \right]. \quad (5)$$

Transformer The Transformer [Vaswani *et al.*, 2017] based Patch Cluster operation is defined as follows:

$$C^p = FFN\{\sigma[(W_q Q)(W_k P^T)]W_v P\}, \quad (6)$$

where, FFN is the Feed-Forward Network (e.g. MLP layers) used in standard transformer [Vaswani *et al.*, 2017] architecture, W_q, W_k, W_v are learnable weights (e.g. convolution layers).

4.2 Element Connection

According to the global semantic features C^p obtained from Patch Cluster operation, element Connection operation generates the relation map R^Q for Q by simply computing the patch-wise cosine similarity between Q and C^p . Finally, we obtain a rectified discriminative representation by the Element Connection operation f_{EC} :

$$\begin{aligned} \bar{Q} &= f_{EC}(Q, C^p) = \left(\sigma(R^Q) + 1 \right) \odot Q, \\ \text{where, } R^Q &= \left(\frac{Q}{\|Q\|_2} \otimes \frac{C^p}{\|C^p\|_2} \right) \in \mathbb{R}^{hw}, \end{aligned} \quad (7)$$

where, \otimes is Patch-wise Dot Product, \odot is Element-wise Product. The n^{th} position of R^Q is $R_n^Q = \frac{Q_n}{\|Q_n\|_2} \cdot \frac{C_n^P}{\|C_n^P\|_2}$, where \cdot is Dot Product. The visualizations of the CEC-based relation map R^Q are shown at the last column in Fig.4(b). Overall, the Clustered-patch Element Connection (CEC) layer is able to highlight the regions of Q that are semantically similar to P . Formally, CEC layer f_{CEC} is expressed as:

$$\bar{Q} = f_{CEC}(Q, P) = f_{EC}(Q, f_{PC}(Q, P)). \quad (8)$$

4.3 Discussion

Compared with traditional Cross Attention, the key point of our Clustered-patch Element Connection is to perform the Global-to-Local element connection between the Clustered-patch C^P (global) and query Q (local). It is able to generate a more clear and precise relation map, as shown in Fig. 4(a) visualizations. In the experiment, as demonstrated in Tab. 3, our CEC-based approach achieves 4% accuracy improvement than the traditional Cross Attention based CAN [Hou *et al.*, 2019].

Generally, the advantages of our Clustered-patch Element Connection are listed as follows: (I) The relation map generated by Element Connection operation is more confident than Cross Attention, because the global Clustered-patch feature C^P is more stable and representative than the local feature P . (II) Element Connection (1-to-1 patch-connection) has more clear connection relationship than Cross Attention (1-to- hw patch-connection).

Moreover, the respective advantages of different solutions for realizing Patch Cluster are: (I) These four solutions can be divided into two groups: fixed (i.e. MatMul and Cosine) and learnable (i.e. GCN and Transformer) solutions. The fixed solutions can be used to perform patch clustering without additional learnable parameters, while the learnable solutions are data-driven to refine the affinity matrix or clustered-patch. (II) According to experimental results in Tab. 3, the learnable solutions are better than the fixed ones when they are applied as a embedding layer for feature enhancing (i.e. CECM defined in Eq. 9), which indicates that the learnable solutions can generate better embedding features. In contrast, according to Tab. 4, the fixed solutions are better than the learnable ones when they are applied as the distance metric for measuring similarity (i.e. CECD defined in Eq. 11), which indicates fixed solutions can obtain more reliable similarity scores.

5 CEC Network for Few-Shot Classification

5.1 CEC Module and Self-CEC Module

According to the CEC layer mentioned above, we propose two derivative modules: the CEC Module (CECM) and the Self-CEC Module (self-CECM). The CECM is able to highlight the mutual similar regions via learning the semantic relevance between pair feature. Specifically, CECM transfers the input pair-features $(P, Q) \in \mathbb{R}^{hw \times c}$ into more discriminative representations $(\bar{P}, \bar{Q}) \in \mathbb{R}^{hw \times c}$. Formally, its function f_{CECM} is expressed as:

$$\begin{aligned} (\bar{Q}, \bar{P}) &= f_{CECM}(Q, P), \\ \text{where, } \bar{Q} &= f_{CEC}(Q, P), \quad \bar{P} = f_{CEC}(P, Q). \end{aligned} \quad (9)$$

The Self-CECM enhances the semantic feature of target object via self-connection, which turns the input Q into $\bar{Q} \in \mathbb{R}^{hw \times c}$. Formally, Self-CECM function f_{SCECM} is expressed as:

$$\bar{Q} = f_{SCECM}(Q) = f_{CEC}(Q, Q). \quad (10)$$

The CECM exploit the relation between P and Q via $\bar{Q} = f_{CEC}(Q, P)$, while Self-CECM exploit the relation between the input itself via $\bar{Q} = f_{CEC}(Q, Q)$, i.e. Self-CECM explores the relation between the patches of input image. Because we assume that patch-features of the target are mutually similar, Self-CECM can enhance the target region by clustering the similar regions.

5.2 CECNet Framework

Then, we give the overall Clustered-patch Element Connection Network (CECNet). The framework is shown in Fig.3, which integrates CECM, Metric Classifier and Fine-tune Classifier for few-shot classification task, and Rotation Classifier and Global Classifier for the auxiliary tasks. The network involves three stages: Base Training, Novel Fine-tuning and Novel Inference.

Base Training As illustrated in Fig.3, every image x^q in query set $\mathcal{Q} = \{(x_i^q, y_i^q)\}_{i=1}^{n_q}$ is rotated with $[0^\circ, 90^\circ, 180^\circ, 270^\circ]$ and outputs a rotated $\tilde{\mathcal{Q}} = \{(\tilde{x}_i^q, \tilde{y}_i^q)\}_{i=1}^{n_q \times 4}$. The support subset S^k and the rotated query instance \tilde{x}^q are processed by the embedding f_θ and produces the prototype feature $P^k = \frac{1}{|S^k|} \sum_{x_i^s \in S^k} f_\theta(x_i^s)$ and query feature $Q = f_\theta(\tilde{x}^q) \in \mathbb{R}^{c \times h \times w}$, respectively. Then each pair-features (P^k, Q) are processed via CECM to enhance the mutually similar regions and generates more discriminative features (\bar{P}^k, \bar{Q}^k) for the subsequent classification. Note that the inputs and outputs of CECM will be reshaped to satisfied its format. Finally, CECNet is optimized via multi-task loss contributing from metric classifier and auxiliary tasks.

Novel Fine-tuning The Fine-tune Classifier consists of Self-CECM and a linear layer as shown in Fig.3. In fine-tuning phase, the pre-trained embedding f_θ is frozen, and the Fine-tune Classifier is optimized with cross-entropy loss.

Novel Inference In inductive inference, the overall prediction of CECNet is $Y = Y_M + Y_F$, where Y_M and Y_F are the results of Metric and Fine-tune Classifiers respectively.

5.3 Metric Classifier

As illustrated in Eq. 7, the proposed CEC layer is able to generate a reliable relation map R^Q . The relation map R^Q can also be utilized as a similarity map, and the mean of R^Q is the similarity score. Therefore, we obtain the CECD distance metric d_{CECD} which is expressed as:

$$d_{CECD}(\bar{Q}, \bar{P}) = \left(\frac{\bar{Q}}{\|\bar{Q}\|_2} \otimes \frac{C^{\bar{P}}}{\|C^{\bar{P}}\|_2} \right) \in \mathbb{R}^{hw}. \quad (11)$$

With the proposed CECD distance metric, the Metric Classifier make predictions by measuring the similarity between the query and the N support classes. Following [Hou *et al.*, 2019], the patch-wise classification strategy is used to produce precise feature representations. In detail, each patch-wise feature \bar{Q}_n^k at n^{th} spatial position of \bar{Q}^k , is recognized

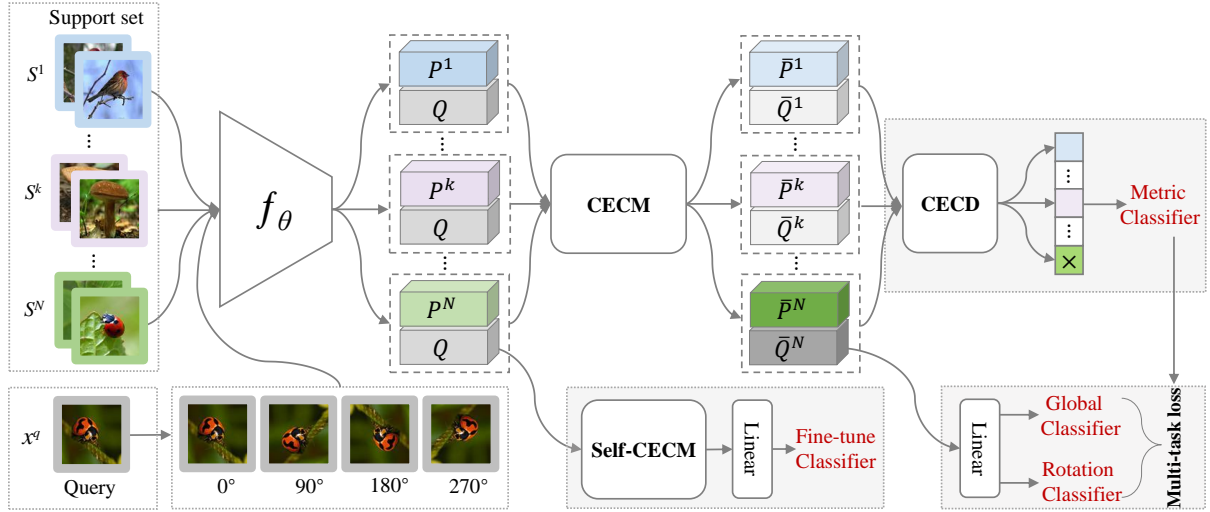


Figure 3: The proposed CECNet framework. The CECM is able to highlight the mutually similar regions, the CECD is utilized to measure similarity of pair-features. And Self-CECM enhances the semantic feature of target object via self-connection.

as N classes. And the probability of predicting \bar{Q}_n^k as k^{th} class is:

$$\hat{Y}(y = k | \bar{Q}_n^k) = \frac{\exp(R_n^k)}{\sum_{i=1}^N \exp(R_n^i)}, \quad (12)$$

$$\text{where, } R^k = d_{CECD}(\bar{Q}^k, \bar{P}^k) \in \mathbb{R}^{hw},$$

where, the similarity map R^k is obtained by the CECD distance metric formulated in Eq. 11, and the similarity score R_n^k is the n^{th} position of R^k .

5.4 Fine-tune Classifier

The Fine-tune Classifier consists of Self-CECM and a linear layer. It predicts the query feature \bar{Q} into N categories by a linear layer W_F . And its loss is computed as:

$$\begin{aligned} \mathcal{L}_F &= PCE(W_F(\bar{Q}), N^q) \\ &= - \sum_{i=1}^{n_q} \sum_{n=1}^{h \times w} N_i^q \log(\sigma(W_F(\bar{Q}_n)_i)), \end{aligned} \quad (13)$$

where, PCE is patch-wise cross-entropy, and N_i^q is the ground truth of x_i^q with N categories of few-shot task.

5.5 Objective functions in Base Training

Metric Loss The metric classification loss with the ground-truth few-shot label \tilde{y}^q is:

$$\mathcal{L}_M = - \sum_{i=1}^{n_q} \sum_{n=1}^{h \times w} \log \hat{Y}(y = \tilde{y}_i^q | (\bar{Q}_n)_i). \quad (14)$$

Auxiliary Loss The loss of Global Classifier is $\mathcal{L}_G = PCE(W_G(\bar{Q}), D^q)$, where D_i^q is the global category of \tilde{x}_i^q with D classes of train set, and W_G is a fully-connected layer. Similarly, the loss of Rotation Classifier is $\mathcal{L}_R = PCE(W_R(\bar{Q}), B^q)$, where B_i^q is the rotation category of \tilde{x}_i^q with four classes, and W_R is a fully-connected layer.

Multi-Task Loss Then, inspired by [Jinxiang and Siqian, 2022], the overall loss is defined as:

$$\mathcal{L} = \frac{1}{2} \mathcal{L}_M + \sum_{j=G,R} \left((\lambda + w_j) \mathcal{L}_j + \log \frac{1}{(\lambda + w_j)} \right), \quad (15)$$

where $w = \frac{1}{2\alpha^2}$ and α is a learnable variable. The hyperparameter λ is utilized to balance the few-shot and auxiliary tasks, of which the influence is studied in Tab. 5.

6 Experiments on Few-Shot Classification

Datasets There are three popular FSL classification benchmark datasets including *miniImageNet*, *tieredImageNet* and *CIFAR-FS*. The detailed introductions of these datasets are presented in APPENDIX.

Experimental Setup We report the mean accuracy of 5-way 1-shot and 5-shot inductive settings by testing 2000 episodes randomly sampled from meta-test set. According to results of Tab. 5, the hyperparameter λ is set to 1.0 and 2.0 for ResNet-12 and WRN-28, respectively. Other implementation details can be found in our public code.

6.1 Comparison with State-of-the-arts

As shown in Tab.1 and Tab. 2, we compare with the state-of-the-art few-shot methods on *miniImageNet*, *tieredImageNet* and *CIFAR-FS* datasets. It shows that our CECNet outperforms the existing SOTAs, which demonstrates the effectiveness and strength of our CEC based methods. Different from existing metric-based methods [Zhang *et al.*, 2020a; Yang *et al.*, 2022; Jiangtao *et al.*, 2022] extracting support and query features independently, our CECNet enhances the semantic feature regions of mutually similar objects and obtains more discriminative representations. Comparing to the metric-based Meta-DeepBDC [Jiangtao *et al.*, 2022], CECNet achieves 1.98% higher accuracy on 1-shot. Some metric-based methods [Xu *et al.*, 2021a; Hou *et al.*, 2019] applying cross attention, while our CECNet still surpasses DANet [Xu *et al.*, 2021a] with an accuracy improvement up to 2.36% under WRN-28 backbone, which demonstrates the strength of our Clustered-patch Element Connection.

6.2 Ablation Study

Influence of CECM As shown in Tab.3, by comparing our CECNet to ProtoG, it shows consistent improvements on 1/5-shot classifications, because the proposed CECM enhances

Table 1: Comparing to existing approaches on 5-way FSL classification task on miniImageNet and tieredImageNet. Our CECNet adopts the proposed CECM(T) attention module, CECD(C) distance metric, and Self-CECM.

Model	Backbone	miniImageNet		tieredImageNet	
		1-shot	5-shot	1-shot	5-shot
ProtoNet [Snell <i>et al.</i> , 2017]	Conv4	49.42 ± 0.78	68.20 ± 0.66	53.31 ± 0.89	72.69 ± 0.74
Our CECNet	Conv4	54.45 ± 0.47	70.57 ± 0.38	56.59 ± 0.50	72.86 ± 0.42
CAN [Hou <i>et al.</i> , 2019]	ResNet-12	63.85 ± 0.48	79.44 ± 0.34	69.89 ± 0.51	84.23 ± 0.37
DeepEMD [Zhang <i>et al.</i> , 2020a]	ResNet-12	65.91 ± 0.82	82.41 ± 0.56	71.16 ± 0.87	86.03 ± 0.58
IENet [Rizve <i>et al.</i> , 2021]	ResNet-12	66.82 ± 0.80	84.35 ± 0.51	71.87 ± 0.89	86.82 ± 0.58
DANet [Xu <i>et al.</i> , 2021a]	ResNet-12	67.76 ± 0.46	82.71 ± 0.31	71.89 ± 0.52	85.96 ± 0.35
MCL [Yang <i>et al.</i> , 2022]	ResNet-12	67.36 ± 0.20	83.63 ± 0.20	71.76 ± 0.20	86.01 ± 0.20
Meta-DeepBDC [Jiangtao <i>et al.</i> , 2022]	ResNet-12	67.34 ± 0.43	84.46 ± 0.28	72.34 ± 0.49	87.31 ± 0.32
Our CECNet	ResNet-12	69.32 ± 0.46	84.65 ± 0.32	73.14 ± 0.50	86.88 ± 0.36
PSST [Zhengyu <i>et al.</i> , 2021]	WRN-28	64.16 ± 0.44	80.64 ± 0.32	-	-
DANet [Xu <i>et al.</i> , 2021a]	WRN-28	67.84 ± 0.46	82.74 ± 0.31	72.18 ± 0.52	86.26 ± 0.35
Our CECNet	WRN-28	70.20 ± 0.46	85.00 ± 0.30	73.84 ± 0.50	87.36 ± 0.34

Table 2: Comparison on 5-way FSL classification on CIFAR-FS with ResNet-12 backbone.

Model	CIFAR-FS	
	1-shot	5-shot
DSN-MR [Simon <i>et al.</i> , 2020]	75.60 ± 0.90	86.20 ± 0.60
IENet [Rizve <i>et al.</i> , 2021]	76.83 ± 0.82	89.26 ± 0.58
Our CECNet	79.67 ± 0.47	89.77 ± 0.32

Table 3: The 5-way classification results studying the influence of CECM with ResNet-12. In line with the setting of CAN, cosine distance metric is applied, and Rotation and Fine-tune classifications are not applied. The CECM(M/C/G/T) denote different modes of Patch Cluster such as MatMul, Cosine, GCN and Transformer. Based on ProtoNet, ProtoG adds auxiliary global classification task.

Model	Attention Module	Distance Metric	Param	miniImageNet	
				1-shot	5-shot
ProtoG	-	cosine	7.75M	61.87	78.87
CAN	CAM	cosine	7.75M	63.85	79.44
CECNet	CECM(M)	cosine	7.75M	67.69	81.84
	CECM(C)		7.75M	67.65	81.79
	CECM(G)		8.00M	67.80	82.15
	CECM(T)		10.25M	67.91	82.40

the mutually similar regions and produces more discriminative representations. Comparing with CAN [Hou *et al.*, 2019] adopting cross attention module CAM, our CECNet approach achieves obvious improvements up to 4.06% on 1-shot task. The results of CECM(M), CECM(C), CECM(G) and CECM(T) show that CECM is not sensitive to alternative modes such as MatMul, Cosine, GCN and Transformer, which indicates the generic Patch Cluster behavior is the key insight for the observed improvements. Even so, the Transformer version of Patch Cluster is still slightly outperform than others.

Influence of CECD As shown in Tab.4, under the setting of without attention module, by comparing our CECNet to ProtoG, it shows consistent improvements, because our CECD distance metric can obtain a more reliable similarity map. Besides, the results show that the best combination is CECM(T) + CECD(C).

Influence of Multi-Task Loss In Tab.5, with the integrating of auxiliary tasks (i.e. Global Classifier and Rotation Clas-

Table 4: The 5-way classification results studying the influence of CECD with ResNet-12. The setting is consistent with Tab.3, except for distance metric. The CECD(M/C/G/T) denote different modes such as MatMul, Cosine, GCN and Transformer.

Model	Attention Module	Distance Metric	Param	miniImageNet	
				1-shot	5-shot
ProtoG	-	cosine	7.75M	61.87	78.87
CECNet	-	CECD(M)	7.75M	67.50	82.00
		CECD(C)	7.75M	67.89	82.02
		CECD(G)	8.00M	67.79	81.74
		CECD(T)	10.25M	67.44	81.17
CECNet	CECM(T)	CECD(M)	10.25M	67.64	81.24
		CECD(C)	10.25M	68.27	82.59
		CECD(G)	11.25M	66.52	78.55
		CECD(T)	12.75M	64.37	78.32

Table 5: The 5-way classification results on miniImageNet studying the influence of multi-task loss applied in CECNet.

λ	Loss weights			ResNet-12		WRN-28	
	Metric	Global	Rotation	1-shot	5-shot	1-shot	5-shot
-	0.5	-	-	62.45	79.50	61.98	76.64
-	0.5	-	1.0	65.54	79.55	63.47	77.62
-	0.5	1.0	-	68.27	82.59	67.13	81.95
-	0.5	1.0	1.0	68.86	83.67	69.49	83.71
0.5	0.5	w_G	w_R	69.05	83.86	69.33	83.55
1.0	0.5	w_G	w_R	69.32	84.21	69.66	84.09
1.5	0.5	w_G	w_R	69.15	84.03	69.86	84.30
2.0	0.5	w_G	w_R	69.18	83.29	70.20	84.59

sifier), our CECNet achieves large accuracy improvements, which indicates that learning a good embedding is helpful for subsequent Metric classification.

Influence of CECM+CECD As shown in Tab.6, comparing to ProtoG (no-attention + cosine), our methods adopting CECM(T) + cosine and no-attention + CECD(C) achieve obviously accuracy improvements, which demonstrates the effectiveness of the proposed CECM and CECD. With the combination of CECM(T) + CECD(C), our method obtains further performance gains.

Influence of Self-CECM: As illustrated in Tab.7, the baseline is the results of Metric Classifier of our CECNet, and the competitor is Fine-tune Classifier with only Linear layer. By comparing Self-CECM+Linear to Linear, it shows consis-

Table 6: The 5-way classification results studying the influence of CECM+CECD, under ResNet-12 backbone applying multi-task loss with the setting of $\lambda = 1.0$.

Attention Module	Distance Metric	Param	miniImageNet	
			1-shot	5-shot
-	cosine	7.75M	65.59 ± 0.47	80.94 ± 0.33
CECM(T)	cosine	10.25M	68.27 ± 0.46	83.43 ± 0.32
-	CECD(C)	7.75M	68.79 ± 0.46	83.39 ± 0.32
CECM(T)	CECD(C)	10.25M	69.32 ± 0.46	84.21 ± 0.32

Table 7: The results of our CECNet on 5-way classification studying the influence of Self-CECM, under WRN-28 backbone applying multi-task loss with $\lambda = 2.0$.

Metric classifier	Fine-tune Classifier		miniImageNet	
	Self-CECM	Linear	1-shot	5-shot
✓	-	-	70.20 ± 0.46	84.59 ± 0.30
-	-	✓	69.20 ± 0.47	84.40 ± 0.30
-	✓	✓	69.36 ± 0.46	84.78 ± 0.30
✓	✓	✓	70.20 ± 0.46	85.00 ± 0.30




Figure 4: (a) The class activation maps on 5-way 1-shot classification, where *Embedding* belongs to CECNet. (b) The visualizations of our CEC-based relation map R^Q .

tent improvements on 1/5-shot classifications, which demonstrates the usefulness of the proposed Self-CECM. By comparing Metric+Fine-tune to Metric Classifier, it shows an improvement on 5-shot classification.

6.3 Visualization Analysis

Fig.4(a) shows the class activation maps [Bolei *et al.*, 2016] of our CECNet and CAN [Hou *et al.*, 2019]. Comparing CECNet to its *Embedding*, it shows that CECNet is able to highlight the target object which is unseen in the pre-training stage. Comparing to CAN, our CECNet is more accurate and has a larger receptive field. The essential is that our Clustered-patch Element Connection utilizes the global info to implement element connection leading to a more confident correlation and a more clear connection. Fig.4(b) shows the visualizations of the CEC-based relation map R^Q generated by our CECNet. Activated by the clustered-patches, our CEC approach produces a high quality relation map R^Q via Eq.7 with more complete region for target.

7 Applications on FSSS and FSOD Tasks

In this section, we first introduce a novel CEC-based embedding module named CEC Embedding (CECE). Then, we extend the proposed CECE into few-shot semantic segmentation (FSSS) and object detection (FSOD) tasks. The experimental results in Tab.8 and Tab.9 show that our CECE can

Table 8: Comparison on PASCAL-5ⁱ and COCO-20ⁱ few-shot semantic segmentation benchmarks using mIoU with ResNet-50. The CECE(M) and CECE(T) denote different modes such as MatMul and Transformer adopted in Patch Cluster.

Model	PASCAL-5 ⁱ		COCO-20 ⁱ	
	1-shot	5-shot	1-shot	5-shot
PPNet [Liu <i>et al.</i> , 2020b]	51.5	62.0	25.7	36.2
RePRI [Malik <i>et al.</i> , 2021]	59.3	64.8	36.6	45.2
RePRI+CECE(M)	60.4	66.5	38.3	46.9
RePRI+CECE(T)	60.5	66.2	38.1	46.7

Table 9: Comparison on PASCAL Novel Split 3 (nAP50) and COCO (nmAP) few-shot object detection benchmarks with ResNet-101.

Model	PASCAL		COCO	
	1-shot	5-shot	1-shot	5-shot
DeFRCN [Qiao <i>et al.</i> , 2021]	52.5	60.7	6.5	15.3
MFDC [Wu <i>et al.</i> , 2022]	56.1	62.2	10.8	16.4
MFDC+CECE(M)	59.4	63.4	11.5	17.2
MFDC+CECE(T)	58.7	64.9	11.2	16.9

achieve performance improvements around 1% – 3%, and more extensive results are presented in APPENDIX.

CEC Embedding Formally, the CEC Embedding f_{CECE} is expressed as:

$$Q' = f_{CECE}(Q) = f_{CEC}(Q, W_E). \quad (16)$$

where, $\{Q, Q'\} \in \mathbb{R}^{h \times w \times c}$ are the input and output features respectively, and $W_E \in \mathbb{R}^{n_e \times c}$ are learnable weights (pytorch code is $W_E = nn.Embedding(n_e, c)$, and n_e represents the number of semantic groups, and the empirical setting is $n_e = 5$). The proposed CECE can enhance the target regions of input features that are semantically similar to W_E , where W_E contains the semantic information of base categories after trained on the base dataset.

CECE Applications As an embedding module, our CECE can be stacked after the backbone network, which is easy to be extended into few-shot semantic segmentation and object detection methods. To verify the effectiveness of the proposed CECE, we insert it into the FSSS method RePRI [Malik *et al.*, 2021] and FSOD method MFDC [Wu *et al.*, 2022], via stacking CECE after their backbones. As illustrated in Tab.8 and Tab.9, our CECE can make consistent improvements upon RePRI and MFDC methods.

8 Conclusion

We propose a novel Clustered-patch Element Connection network (CECNet) for few-shot classification. Firstly, we design a Clustered-patch Element Connection (CEC) layer, which strengthens the target regions of query features by elementwisely connecting them with the clustered-patch features. Then three useful CEC-based modules are derived: CECM and Self-CECM generate more discriminative feature representations, and CECD distance metric obtains a reliable similarity map. Extensive experimental results prove that our method is effective, and achieves the state-of-the-arts on few-shot classification benchmark. Furthermore, our CEC approach can be extended into few-shot segmentation and detection tasks, which achieves competitive performance improvements.

References

- [Andrychowicz *et al.*, 2016] Marcin Andrychowicz, Misha Denil, Sergio Gomez, Matthew W Hoffman, David Pfau, Tom Schaul, Brendan Shillingford, and Nando De Freitas. Learning to learn by gradient descent by gradient descent. In *NeurIPS*, 2016.
- [Atwood and Towsley, 2016] James Atwood and Don Towsley. Diffusion-convolutional neural networks. In *NeurIPS*, 2016.
- [Bolei *et al.*, 2016] Zhou Bolei, Khosla Aditya, Lapedriza Agata, Oliva Aude, and Torralba Antonio. Learning deep features for discriminative localization. In *CVPR*, 2016.
- [Bruna *et al.*, 2013] Joan Bruna, Wojciech Zaremba, Arthur Szlam, and Yann LeCun. Spectral networks and locally connected networks on graphs. *arXiv preprint arXiv:1312.6203*, 2013.
- [Chen *et al.*, 2019] Wei-Yu Chen, Yen-Cheng Liu, Zsolt Kira, Yu-Chiang Frank Wang, and Jia-Bin Huang. A closer look at few-shot classification. In *ICLR*, 2019.
- [Defferrard *et al.*, 2016] Michaël Defferrard, Xavier Bresson, and Pierre Vandergheynst. Convolutional neural networks on graphs with fast localized spectral filtering. In *NeurIPS*, 2016.
- [Doersch *et al.*, 2020] Carl Doersch, Ankush Gupta, and Andrew Zisserman. Crosstransformers: spatially-aware few-shot transfer. In *NeurIPS*, 2020.
- [Dong and Xing, 2018] Nanqing Dong and Eric Xing. Few-shot semantic segmentation with prototype learning. In *BMVC*, 2018.
- [Everingham *et al.*, 2010] Mark Everingham, Luc Van Gool, Christopher KI Williams, John Winn, and Andrew Zisserman. The pascal visual object classes (voc) challenge. *International journal of computer vision*, 88(2):303–338, 2010.
- [Fan *et al.*, 2020] Qi Fan, Wei Zhuo, Chi-Keung Tang, and Yu-Wing Tai. Few-shot object detection with attention-rpn and multi-relation detector. In *Proceedings of the IEEE/CVF Conference on Computer Vision and Pattern Recognition*, pages 4013–4022, 2020.
- [Fan *et al.*, 2021] Zhibo Fan, Yuchen Ma, Zeming Li, and Jian Sun. Generalized few-shot object detection without forgetting. In *Proceedings of the IEEE/CVF Conference on Computer Vision and Pattern Recognition*, pages 4527–4536, 2021.
- [Finn *et al.*, 2017] Chelsea Finn, Pieter Abbeel, and Sergey Levine. Model-agnostic meta-learning for fast adaptation of deep networks. In *ICML*, 2017.
- [Gidaris and Komodakis, 2019] Spyros Gidaris and Nikos Komodakis. Generating classification weights with gnn denoising autoencoders for few-shot learning. In *CVPR*, 2019.
- [Gilmer *et al.*, 2017] Justin Gilmer, Samuel S Schoenholz, Patrick F Riley, Oriol Vinyals, and George E Dahl. Neural message passing for quantum chemistry. In *ICML*, 2017.
- [Grainger *et al.*, 2022] Ryan Grainger, Thomas Paniagua, Xi Song, and Tianfu Wu. Learning patch-to-cluster attention in vision transformer. *arXiv preprint arXiv:2203.11987*, 2022.
- [Hou *et al.*, 2019] Ruibing Hou, Hong Chang, MA Bingpeng, Shiguang Shan, and Xilin Chen. Cross attention network for few-shot classification. In *NeurIPS*, 2019.
- [Hu *et al.*, 2021] Hanzhe Hu, Shuai Bai, Aoxue Li, Jinshi Cui, and Liwei Wang. Dense relation distillation with context-aware aggregation for few-shot object detection. In *Proceedings of the IEEE/CVF Conference on Computer Vision and Pattern Recognition*, pages 10185–10194, 2021.
- [Jiangtao *et al.*, 2022] Xie Jiangtao, Long Fei, Lv Jiaming, Wang Qilong, and Li Peihua. Joint distribution matters: Deep brownian distance covariance for few-shot classification. In *CVPR*, 2022.
- [Jinxiang and Siqian, 2022] Lai Jinxiang and Yang Siqian. Adaptive multi distance metrics for few-shot classification. In *arXiv*, 2022.
- [Kang *et al.*, 2019] Bingyi Kang, Zhuang Liu, Xin Wang, Fisher Yu, Jiashi Feng, and Trevor Darrell. Few-shot object detection via feature reweighting. In *Proceedings of the IEEE/CVF International Conference on Computer Vision*, pages 8420–8429, 2019.
- [Kipf and Welling, 2017] Thomas N. Kipf and Max Welling. Semi-supervised classification with graph convolutional networks. In *ICLR*, 2017.
- [Krizhevsky *et al.*, 2012] Alex Krizhevsky, Ilya Sutskever, and Geoffrey E Hinton. Imagenet classification with deep convolutional neural networks. In *NeurIPS*, 2012.
- [Levie *et al.*, 2018] Ron Levie, Federico Monti, Xavier Bresson, and Michael M Bronstein. Caylennets: Graph convolutional neural networks with complex rational spectral filters. *TSP*, 67(1):97–109, 2018.
- [Liang *et al.*, 2020] Justin Liang, Namdar Homayounfar, Wei-Chiu Ma, Yuwen Xiong, Rui Hu, and Raquel Urtasun. Polytransform: Deep polygon transformer for instance segmentation. In *CVPR*, 2020.
- [Lin *et al.*, 2014a] Tsung-Yi Lin, Michael Maire, Serge Belongie, James Hays, Pietro Perona, Deva Ramanan, Piotr Dollár, and C Lawrence Zitnick. Microsoft coco: Common objects in context. In *ECCV*, 2014.
- [Lin *et al.*, 2014b] Tsung-Yi Lin, Michael Maire, Serge Belongie, James Hays, Pietro Perona, Deva Ramanan, Piotr Dollár, and C Lawrence Zitnick. Microsoft coco: Common objects in context. In *ECCV*, 2014.
- [Liu *et al.*, 2020a] Weide Liu, Chi Zhang, Guosheng Lin, and Fayao Liu. CRNet: Cross-reference networks for few-shot segmentation. In *CVPR*, 2020.
- [Liu *et al.*, 2020b] Yongfei Liu, Xiangyi Zhang, Songyang Zhang, and Xuming He. Part-aware prototype network for few-shot semantic segmentation. In *ECCV*, 2020.

- [Liu *et al.*, 2021] Chen Liu, Yanwei Fu, Chengming Xu, Siqian Yang, Jilin Li, Chengjie Wang, and Li Zhang. Learning a few-shot embedding model with contrastive learning. In *AAAI*, 2021.
- [Malik *et al.*, 2021] Boudiaf Malik, Kervadec Hoel, Imtiaz Masud Ziko, Piantanida Pablo, Ben Ayed Ismail, and Dolz Jose. Few-shot segmentation without meta-learning: A good transductive inference is all you need? In *CVPR*, 2021.
- [Munkhdalai and Yu, 2017] Tsendsuren Munkhdalai and Hong Yu. Meta networks. In *ICML*, 2017.
- [Nguyen and Todorovic, 2019] Khoi Nguyen and Sinisa Todorovic. Feature weighting and boosting for few-shot segmentation. In *ICCV*, 2019.
- [Nichol *et al.*, 2018] Alex Nichol, Joshua Achiam, and John Schulman. On first-order meta-learning algorithms. *arXiv preprint arXiv:1803.02999*, 2018.
- [Niepert *et al.*, 2016] Mathias Niepert, Mohamed Ahmed, and Konstantin Kutikov. Learning convolutional neural networks for graphs. In *ICML*, 2016.
- [Qiao *et al.*, 2021] Limeng Qiao, Yuxuan Zhao, Zhiyuan Li, Xi Qiu, Jianan Wu, and Chi Zhang. Defrcn: Decoupled faster r-cnn for few-shot object detection. In *ICCV*, 2021.
- [Rakelly *et al.*, 2018] Kate Rakelly, Evan Shelhamer, Trevor Darrell, Alyosha Efros, and Sergey Levine. Conditional networks for few-shot semantic segmentation. In *ICLR Workshop*, 2018.
- [Ravi and Larochelle, 2017] Sachin Ravi and Hugo Larochelle. Optimization as a model for few-shot learning. In *ICLR*, 2017.
- [Ren *et al.*, 2018] Mengye Ren, Eleni Triantafillou, Sachin Ravi, Jake Snell, Kevin Swersky, Joshua B Tenenbaum, Hugo Larochelle, and Richard S Zemel. Meta-learning for semi-supervised few-shot classification. In *ICLR*, 2018.
- [Rizve *et al.*, 2021] Mamshad Nayeem Rizve, Salman Khan, Fahad Shahbaz Khan, and Mubarak Shah. Exploring complementary strengths of invariant and equivariant representations for few-shot learning. In *CVPR*, 2021.
- [Shaban *et al.*, 2018] Amirreza Shaban, Shray Bansal, Zhen Liu, Irfan Essa, and Byron Boots. One-shot learning for semantic segmentation. In *BMVC*, 2018.
- [Siam *et al.*, 2019] Mennatullah Siam, Boris N Oreshkin, and Martin Jagersand. AMP: Adaptive masked proxies for few-shot segmentation. In *ICCV*, 2019.
- [Simon *et al.*, 2020] Christian Simon, Piotr Koniusz, Richard Nock, and Mehrtash Harandi. Adaptive subspaces for few-shot learning. In *CVPR*, 2020.
- [Simonyan and Zisserman, 2015] Karen Simonyan and Andrew Zisserman. Very deep convolutional networks for large-scale image recognition. In *ICLR*, 2015.
- [Snell *et al.*, 2017] Jake Snell, Kevin Swersky, and Richard Zemel. Prototypical networks for few-shot learning. In *NeurIPS*, 2017.
- [Su *et al.*, 2020] Jong-Chyi Su, Subhansu Maji, and Bharath Hariharan. When does self-supervision improve few-shot learning? In *ECCV*, 2020.
- [Sun *et al.*, 2021] Bo Sun, Banghuai Li, Shengcai Cai, Ye Yuan, and Chi Zhang. Fsce: Few-shot object detection via contrastive proposal encoding. In *Proceedings of the IEEE/CVF Conference on Computer Vision and Pattern Recognition*, pages 7352–7362, 2021.
- [Tian *et al.*, 2020a] Yonglong Tian, Yue Wang, Dilip Krishnan, Joshua B Tenenbaum, and Phillip Isola. Rethinking few-shot image classification: a good embedding is all you need? In *ECCV*, 2020.
- [Tian *et al.*, 2020b] Zhuotao Tian, Hengshuang Zhao, Michelle Shu, Zhicheng Yang, Ruiyu Li, and Jiaya Jia. Prior guided feature enrichment network for few-shot segmentation. *TPAMI*, 2020.
- [Vaswani *et al.*, 2017] Ashish Vaswani, Noam Shazeer, Niki Parmar, Jakob Uszkoreit, Llion Jones, Aidan N Gomez, Łukasz Kaiser, and Illia Polosukhin. Attention is all you need. In *NeurIPS*, 2017.
- [Vinyals *et al.*, 2016] Oriol Vinyals, Charles Blundell, Timothy Lillicrap, Daan Wierstra, et al. Matching networks for one shot learning. In *NeurIPS*, 2016.
- [Wang *et al.*, 2019] Kaixin Wang, Jun Hao Liew, Yingtian Zou, Daquan Zhou, and Jiashi Feng. Panet: Few-shot image semantic segmentation with prototype alignment. In *ICCV*, 2019.
- [Wang *et al.*, 2020a] Haochen Wang, Xudong Zhang, Yutao Hu, Yandan Yang, Xianbin Cao, and Xiantong Zhen. Few-shot semantic segmentation with democratic attention networks. In *ECCV*, 2020.
- [Wang *et al.*, 2020b] Xin Wang, Thomas E Huang, Trevor Darrell, Joseph E Gonzalez, and Fisher Yu. Frustratingly simple few-shot object detection. *arXiv preprint arXiv:2003.06957*, 2020.
- [Wang *et al.*, 2021] Wenhai Wang, Enze Xie, Xiang Li, Deng-Ping Fan, Kaitao Song, Ding Liang, Tong Lu, Ping Luo, and Ling Shao. Pyramid vision transformer: A versatile backbone for dense prediction without convolutions. In *ICCV*, 2021.
- [Wertheimer *et al.*, 2021] Davis Wertheimer, Luming Tang, and Bharath Hariharan. Few-shot classification with feature map reconstruction networks. In *CVPR*, 2021.
- [Wu *et al.*, 2020] Jiayi Wu, Songtao Liu, Di Huang, and Yunhong Wang. Multi-scale positive sample refinement for few-shot object detection. In *European conference on computer vision*, pages 456–472. Springer, 2020.
- [Wu *et al.*, 2022] Shuang Wu, Wenjie Pei, Dianwen Mei, Fanglin Chen, Jiandong Tian, and Guangming Lu. Multi-faceted distillation of base-novel commonality for few-shot object detection. In *ECCV*, 2022.
- [Xiao and Marlet, 2020a] Yang Xiao and Renaud Marlet. Few-shot object detection and viewpoint estimation for objects in the wild. In *ECCV*, 2020.

- [Xiao and Marlet, 2020b] Yang Xiao and Renaud Marlet. Few-shot object detection and viewpoint estimation for objects in the wild. In *European conference on computer vision*, pages 192–210. Springer, 2020.
- [Xu *et al.*, 2021a] Chengming Xu, Yanwei Fu, Chen Liu, Chengjie Wang, Jilin Li, Feiyue Huang, Li Zhang, and Xiangyang Xue. Learning dynamic alignment via meta-filter for few-shot learning. In *CVPR*, 2021.
- [Xu *et al.*, 2021b] Luo Xu, Wei Longhui, Wen Liangjian, Yang Jinrong, Xie Lingxi, Xu Zenglin, and Tian Qi. Rectifying the shortcut learning of background for few-shot learning. *NeurIPS*, 2021.
- [Yan *et al.*, 2019] Xiaopeng Yan, Ziliang Chen, Anni Xu, Xiaoxi Wang, Xiaodan Liang, and Liang Lin. Meta r-cnn: Towards general solver for instance-level low-shot learning. In *Proceedings of the IEEE/CVF International Conference on Computer Vision*, pages 9577–9586, 2019.
- [Yang *et al.*, 2020] Boyu Yang, Chang Liu, Bohao Li, Jianbin Jiao, and Qixiang Ye. Prototype mixture models for few-shot semantic segmentation. In *ECCV*, 2020.
- [Yang *et al.*, 2022] Liu Yang, Zhang Weifeng, Xiang Chao, Zheng Tu, Cai Deng, and He Xiaofei. Learning to affiliate: Mutual centralized learning for few-shot classification. In *CVPR*, 2022.
- [Ye *et al.*, 2020] Han-Jia Ye, Hexiang Hu, De-Chuan Zhan, and Fei Sha. Few-shot learning via embedding adaptation with set-to-set functions. In *CVPR*, 2020.
- [Zhang *et al.*, 2019a] Chi Zhang, Guosheng Lin, Fayao Liu, Jiushuang Guo, Qingyao Wu, and Rui Yao. Pyramid graph networks with connection attentions for region-based one-shot semantic segmentation. In *ICCV*, 2019.
- [Zhang *et al.*, 2019b] Chi Zhang, Guosheng Lin, Fayao Liu, Rui Yao, and Chunhua Shen. CANet: Class-agnostic segmentation networks with iterative refinement and attentive few-shot learning. In *CVPR*, 2019.
- [Zhang *et al.*, 2020a] Chi Zhang, Yujun Cai, Guosheng Lin, and Chunhua Shen. Deepemd: Few-shot image classification with differentiable earth mover’s distance and structured classifiers. In *CVPR*, 2020.
- [Zhang *et al.*, 2020b] Xiaolin Zhang, Yunchao Wei, Yi Yang, and Thomas S Huang. SG-one: Similarity guidance network for one-shot semantic segmentation. *IEEE Transactions on Cybernetics*, 2020.
- [Zheng *et al.*, 2021] Sixiao Zheng, Jiachen Lu, Hengshuang Zhao, Xiatian Zhu, Zekun Luo, Yabiao Wang, Yanwei Fu, Jianfeng Feng, Tao Xiang, Philip HS Torr, et al. Rethinking semantic segmentation from a sequence-to-sequence perspective with transformers. In *CVPR*, 2021.
- [Zhengyu *et al.*, 2021] Chen Zhengyu, Ge Jixie, Zhan Heshen, Huang Siteng, and Wang Donglin. Pareto self-supervised training for few-shot learning. In *CVPR*, 2021.
- [Zhu *et al.*, 2020] Xizhou Zhu, Weijie Su, Lewei Lu, Bin Li, Xiaogang Wang, and Jifeng Dai. Deformable detr: Deformable transformers for end-to-end object detection. In *ICLR*, 2020.

- [Zonghan *et al.*, 2020] Wu Zonghan, Pan Shirui, Chen Fengwen, Long Guodong, Zhang Chengqi, and S. Yu Philip. A comprehensive survey on graph neural networks. *IEEE Transactions on Neural Networks and Learning Systems*, 2020.

A Related Work

Few-Shot Classification The representative inductive few-shot classification approaches include parameter-generating based, optimization-based, metric-learning based, and embedding-based methods. *Parameter-generating methods* [Munkhdalai and Yu, 2017; Gidaris and Komodakis, 2019] consider the model as a parameter generating network. *Optimization-based methods* can rapidly adapt to unseen categories with a few samples by learning a well-initialized model [Nichol *et al.*, 2018; Finn *et al.*, 2017] or a good optimizer [Andrychowicz *et al.*, 2016; Ravi and Larochelle, 2017]. *Metric-learning based methods* [Vinyals *et al.*, 2016; Snell *et al.*, 2017; Xu *et al.*, 2021a; Hou *et al.*, 2019] classify an image by measuring similarity between it and the labeled samples. *Embedding-based methods* [Tian *et al.*, 2020a; Rizve *et al.*, 2021; Zhengyu *et al.*, 2021] aim to learn a generalize-well embedding, then further fine-tune a linear classifier on novel categories.

Auxiliary Task for FSL Recent works have demonstrated the effectiveness of introducing auxiliary tasks to FSL, which leads to a performance improvement via sharing parameters across tasks. In CAN [Hou *et al.*, 2019], a Global Classifier was proposed as the supervised auxiliary task for FSL. Some self-supervised based auxiliary tasks are applied for FSL, including contrastive learning [Liu *et al.*, 2021], rotation prediction [Su *et al.*, 2020] and geometric prediction [Rizve *et al.*, 2021].

Few-Shot Semantic Segmentation Early few-shot semantic segmentation methods apply a dual-branch architecture [Shaban *et al.*, 2018; Dong and Xing, 2018; Rakelly *et al.*, 2018], one segmenting query-images with the prototypes learned by the other branch. In recently, the dual-branch architecture is unified into a single-branch, using the same embedding for support and query images [Zhang *et al.*, 2020b; Siam *et al.*, 2019; Wang *et al.*, 2019; Yang *et al.*, 2020; Liu *et al.*, 2020b]. These methods aim to leverage better guidance for the segmentation of query-images [Zhang *et al.*, 2020b; Nguyen and Todorovic, 2019; Wang *et al.*, 2020a; Zhang *et al.*, 2019a], via learning better class-specific representations [Wang *et al.*, 2019; Liu *et al.*, 2020a; Liu *et al.*, 2020b; Yang *et al.*, 2020; Siam *et al.*, 2019] or iteratively refining [Zhang *et al.*, 2019b].

Few-Shot Object Detection Existing few-shot object detection approaches can be divided into two paradigms: meta-learning based [Kang *et al.*, 2019; Xiao and Marlet, 2020b; Fan *et al.*, 2020; Hu *et al.*, 2021] and transfer learning based [Wang *et al.*, 2020b; Wu *et al.*, 2020; Sun *et al.*, 2021; Fan *et al.*, 2021; Qiao *et al.*, 2021; Wu *et al.*, 2022]. The majority of meta-learning approaches adopt *feature reweighting* or its variants to aggregate query and support features, which predict detections conditioned on support sets. Differently, the transfer learning based approaches firstly train

Table 10: The results on 1-way PASCAL-5ⁱ few-shot semantic segmentation using mean-IoU. The CECE(M) and CECE(T) denote different modes such as MatMul and Transformer adopted in Patch Cluster.

Model	Backbone	1 shot					5 shot				
		Fold-0	Fold-1	Fold-2	Fold-3	Mean	Fold-0	Fold-1	Fold-2	Fold-3	Mean
CANet [Zhang <i>et al.</i> , 2019b]	ResNet-50	52.5	65.9	51.3	51.9	55.4	55.5	67.8	51.9	53.2	57.1
PGNet [Zhang <i>et al.</i> , 2019a]		56.0	66.9	50.6	50.4	56.0	57.7	68.7	52.9	54.6	58.5
RPMM [Yang <i>et al.</i> , 2020]		55.2	66.9	52.6	50.7	56.3	56.3	67.3	54.5	51.0	57.3
PPNet [Liu <i>et al.</i> , 2020b]		47.8	58.8	53.8	45.6	51.5	58.4	67.8	64.9	56.7	62.0
RePRI [Malik <i>et al.</i> , 2021]		60.8	67.8	60.9	47.5	59.3	66.0	70.9	65.9	56.4	64.8
RePRI+CECE(M)	ResNet-50	61.6	68.4	61.4	50.2	60.4	66.0	71.3	68.3	60.2	66.5
RePRI+CECE(T)		61.5	68.7	62.2	49.5	60.5	66.7	70.9	68.1	59.1	66.2

Table 11: The results on 1-way COCO-20ⁱ few-shot semantic segmentation using mean-IoU. The CECE(M) and CECE(T) denote different modes such as MatMul and Transformer adopted in Patch Cluster.

Model	Backbone	1 shot					5 shot				
		Fold-0	Fold-1	Fold-2	Fold-3	Mean	Fold-0	Fold-1	Fold-2	Fold-3	Mean
PPNet [Liu <i>et al.</i> , 2020b]	ResNet-50	34.5	25.4	24.3	18.6	25.7	48.3	30.9	35.7	30.2	36.2
RPMM [Yang <i>et al.</i> , 2020]		29.5	36.8	29.0	27.0	30.6	33.8	42.0	33.0	33.3	35.5
PFENet [Tian <i>et al.</i> , 2020b]		36.5	38.6	34.5	33.8	35.8	36.5	43.3	37.8	38.4	39.0
RePRI [Malik <i>et al.</i> , 2021]		36.1	40.0	34.0	36.1	36.6	43.3	48.7	44.0	44.9	45.2
RePRI+CECE(M)	ResNet-50	38.5	40.8	35.7	38	38.3	44.4	51.1	45.8	46.4	46.9
RePRI+CECE(T)		37.9	41.3	35.2	37.9	38.1	44.3	51.2	45.2	46.1	46.7

the detectors on base set, then fine-tune the task-head layer on novel set, which achieve competitive results comparing to meta-learning approaches.

Graph Convolutional Network (GCN) GCN [Bruna *et al.*, 2013; Atwood and Towsley, 2016] extends convolution to graph domain. Its representative directions are spectral-based [Defferrard *et al.*, 2016; Levie *et al.*, 2018] and spatial-based [Niepert *et al.*, 2016; Gilmer *et al.*, 2017] methods. In [Zonghan *et al.*, 2020], more comprehensive reviews of GCN are introduced.

Transformer Transformer is an attention-based architecture with powerful learning ability, which has been applied in many computer vision tasks, such as classification [Wang *et al.*, 2021], detection [Zhu *et al.*, 2020] and segmentation [Zheng *et al.*, 2021; Liang *et al.*, 2020].

B Comparison to Relevant Works

(I) The FRN [Wertheimer *et al.*, 2021] and CTX [Doersch *et al.*, 2020] are embedding modules, which uses support features to reconstruct or represent query feature. DeepEMD [Zhang *et al.*, 2020a] is a distance metric, which measures the similarity of pairs via the optimal matching cost. However, our CEC is a more general layer, which can be applied as an embedding module CECE, an attention module CECM or a distance metric CECD. (II) Similar to traditional Cross Attention, DeepEMD performs Local-to-Local fully connection, which still suffers the semantically inconsistent problem due to different scale objects. Differently, the essence of our CEC is performing the Global-to-Local element connection between the Clustered-patch C_p (global) and query Q (local). Besides, our Patch Cluster is a generic concept. De-

spite the introduced four solutions, both FRN and CTX may also be modified to perform Patch Cluster. Specifically, CTX is similar to our MatMul mode, while FRN attempts to reconstruct Q from P via solving the linear least-squares problem $\min(\|Q - WP\|)$. (III) PaCa (Patch-to-Cluster Attention) [Grainger *et al.*, 2022] performs self-clustering among patches of P , while our Patch Cluster performs reference-cluster among P with Q as the specific cluster center to find semantic relationship.

C CEC Classifier

Despite the derived CEC-based four modules, such as CECM and Self-CECM attention modules, CECD distance metric, and CECE embedding module, we further introduce a novel CEC Classifier (CECC) for few-shot learning.

Our CECNet is meta-learning based approach, while the recent works show that supervised-learning based few-shot classification methods [Chen *et al.*, 2019; Tian *et al.*, 2020a; Xu *et al.*, 2021b] also achieve very competitive accuracy performance. In [Chen *et al.*, 2019], a cosine classifier is introduced for supervised-learning based few-shot classification. Inspired by the cosine classifier [Chen *et al.*, 2019], our CECD(C) distance metric can be modified into a Clustered-patch Element Connection Classifier (CECC), formally:

$$CECC(Q) = CECD(W, Q) = \left(\frac{W}{\|W\|_2} \otimes \frac{C^q}{\|C^q\|_2} \right) \in \mathbb{R}^D, \quad (17)$$

where, $W \in \mathbb{R}^{D \times c}$ are learnable weights, D is the all categories of train set.

Table 12: The few-shot object detection results on PASCAL VOC dataset. we evaluate the performance(nAP_{50}) under ResNet-101 with *G-FSOD* setting on three novel splits over multiple runs. The CECE(M) and CECE(T) denote different modes such as MatMul and Transformer adopted in Patch Cluster.

Model	Novel Set 1					Novel Set 2					Novel Set 3				
	1	2	3	5	10	1	2	3	5	10	1	2	3	5	10
FRCN-ft [Yan <i>et al.</i> , 2019]	9.9	15.6	21.6	28.0	52.0	9.4	13.8	17.4	21.9	39.7	8.1	13.9	19.0	23.9	44.6
FSRW [Kang <i>et al.</i> , 2019]	14.2	23.6	29.8	36.5	35.6	12.3	19.6	25.1	31.4	29.8	12.5	21.3	26.8	33.8	31.0
TFA [Wang <i>et al.</i> , 2020b]	25.3	36.4	42.1	47.9	52.8	18.3	27.	30.9	34.1	39.5	17.9	27.2	34.3	40.8	45.6
FSDetView [Xiao and Marlet, 2020a]	24.2	35.3	42.2	49.1	57.4	21.6	24.6	31.9	37.0	45.7	21.2	30.0	37.2	43.8	49.6
DeFRCN [Qiao <i>et al.</i> , 2021]	40.2	53.6	58.2	63.6	66.5	29.5	39.7	43.4	48.1	52.8	35.0	38.3	52.9	57.7	60.8
MFDC [Wu <i>et al.</i> , 2022]	63.4	64.7	66.3	69.4	68.1	41.8	45.5	51.9	53.8	51.7	56.1	58.3	59.0	62.2	63.7
MFDC+CECE(M)	64.1	65.7	66.8	69.5	68.4	42.2	47.6	53.3	55.0	53.1	59.4	60.9	60.4	63.4	65.3
MFDC+CECE(T)	64.4	66.4	67.9	71.2	69.3	42.3	46.7	53.9	54.6	53.6	58.7	63.3	60.7	64.9	66.4

Table 13: The results on 5-way classification about the influence of CECC, with ResNet-12 backbone.

Model	Classifier	miniImageNet	
		1-shot	5-shot
COSOC [Xu <i>et al.</i> , 2021b]	cosine	69.28	85.16
COSOC+CECC	CECC	69.76	85.63

C.1 COSOC+CECC

The COSOC [Xu *et al.*, 2021b] approach achieves very competitive performance in few-shot classification, which adopts a complicated multi-stage framework, including pre-training backbone by contrastive learning, data clustering, generating cropped data, training backbone by cosine classifier and inference with Shared Object Concentrator (SOC). Based on COSOC method, we replace the cosine classifier with the proposed CECC, which obtains the COSOC+CECC approach. The results in Tab. 13 show that our CECC is able to boost the performance upon COSOC.

D Few-Shot Classification Datasets

We conduct experiments on *miniImageNet*, *tieredImageNet* and CIFAR-FS datasets. Following [Hou *et al.*, 2019], the 100 categories of *miniImageNet* dataset are split into 64, 16 and 20 categories for train, validation and test respectively. The *tieredImageNet* dataset [Ren *et al.*, 2018] consists of 608 categories, which are divided into 351, 97 and 160 categories for train, validation and test respectively. CIFAR-FS dataset randomly splits 100 classes of CIFAR-100 into 64, 16, and 20 categories corresponding to train, validation, and test.

E Applications on FSSS and FSOD Tasks

As shown in Tab.10 - Tab.14, our CECE can achieve performance improvements around 1% – 3% on few-shot semantic segmentation and object detection tasks.

FSSS: Datasets and Setting *PASCAL-5ⁱ* and *COCO-20ⁱ* *Datasets*: *PASCAL-5ⁱ* is built from PASCAL VOC [Everingham *et al.*, 2010]. The 20 object categories are split into 4 folds. For each fold, 15 categories are utilized for training and the remaining 5 classes for testing. *COCO-20ⁱ* is built

Table 14: The few-shot object detection results on COCO dataset. we report the performance ($nmAP$) under ResNet-101 with *G-FSOD* setting over multiple runs. The CECE(M) and CECE(T) denote different modes such as MatMul and Transformer adopted in Patch Cluster.

Model	Shot Number					
	1	2	3	5	10	30
FRCN-ft [Yan <i>et al.</i> , 2019]	1.7	3.1	3.7	4.6	5.5	7.4
TFA [Wang <i>et al.</i> , 2020b]	1.9	3.9	5.1	7.0	9.1	12.1
FSDetView [Xiao and Marlet, 2020a]	3.2	4.9	6.7	8.1	10.7	15.9
DeFRCN [Qiao <i>et al.</i> , 2021]	4.8	8.5	10.7	13.6	16.8	21.2
MFDC [Wu <i>et al.</i> , 2022]	10.8	13.9	15.0	16.4	19.4	22.7
MFDC+CECE(M)	11.5	14.6	15.4	17.2	19.7	22.9
MFDC+CECE(T)	11.2	14.2	15.6	16.9	19.6	22.8

from MS-COCO [Lin *et al.*, 2014a]. *COCO-20ⁱ* dataset is divided into 4 folds with 60 base classes and 20 test classes in each fold.

Evaluation Setting: Following [Liu *et al.*, 2020b], the mean Intersection over Union (mIoU) is adopted for evaluation, and we report average mIoU over 5 runs of 1000 tasks. **FSOD: Datasets and Setting** *PASCAL VOC* and *COCO Datasets*: *PASCAL VOC* [Everingham *et al.*, 2010] are randomly sampled into 3 splits, and each contains 20 categories. For each split, there are 15 base and 5 novel categories. Each novel class has $K = 1, 2, 3, 5, 10$ objects sampled from the train/val set of VOC2007 and VOC2012 for training, and the test set of VOC2007 for testing. *COCO* [Lin *et al.*, 2014b] use 60 categories disjoint with VOC as base set, and the remaining 20 categories are novel set with $K = 1, 2, 3, 5, 10, 30$ shots. The total 5k images randomly sampled from the validation set are utilized for testing, while the rest for training.

Evaluation Setting: Following [Wang *et al.*, 2020b; Qiao *et al.*, 2021], we conduct experiments on the evaluation setting of generalized few-shot object detection (*G-FSOD*).