

# The eBible Corpus: Data and Model Benchmarks for Bible Translation for Low-Resource Languages

**Vesa Åkerman**

SIL International  
7500 W. Camp Wisdom Rd.  
Dallas, TX

**David Baines**

SIL International  
7500 W. Camp Wisdom Rd.  
Dallas, TX

**Damien Daspit**

SIL International  
7500 W. Camp Wisdom Rd.  
Dallas, TX

**Ulf Hermjakob**

University of Southern California  
Information Sciences Institute  
4676 Admiralty Way #1001  
Marina del Rey, CA

**Taeho Jang**

Payap University Linguistics Department  
Super-highway Chiang Mai – Lumpang Road  
Amphur Muang, Chiang Mai, 50000 Thailand

**Colin Leong**

University of Dayton  
300 College Park  
Dayton, OH

**Michael Martin**

SIL International  
7500 W. Camp Wisdom Rd.  
Dallas, TX  
michael\_martin@sil.org

**Joel Mathew**

University of Southern California  
Information Sciences Institute  
4676 Admiralty Way #1001  
Marina del Rey, CA

**Jonathan Robie**

Clear Bible  
2990 Franklin Ave SW #8  
Grandville, MI

**Marcus Schwarting**

University of Chicago  
Department of Computer Science  
5801 South Ellis Avenue  
Chicago, IL

## Abstract

Efficiently and accurately translating a corpus into a low-resource language remains a challenge, regardless of the strategies employed, whether manual, automated, or a combination of the two. Many Christian organizations are dedicated to the task of translating the Holy Bible into languages that lack a modern translation. Bible translation (BT) work is currently underway for over 3000 extremely low resource languages. We introduce the eBible corpus: a dataset containing 1009 translations of portions of the Bible with data in 833 different languages across 75 language families. In addition to a BT benchmarking dataset, we introduce model performance benchmarks built on the No Language Left Behind (NLLB) neural machine translation (NMT) models. Finally, we describe several problems specific to the domain of BT and consider how the established data and model benchmarks might be used for future translation efforts. For a BT task trained with NLLB, Austronesian and Trans-New Guinea language families achieve 35.1 and 31.6 BLEU scores respectively, which spurs future innovations for NMT for low-resource languages in Papua New Guinea.

## 1 Introduction

There has been significant progress recently towards solving multiple problems in the field of natural language processing (NLP). Most of these advances, however, are skewed towards languages of wider communication (LWCs). Though there is ongoing work in low resource languages, the scarcity of training data and benchmarks for meaningful comparison of proposed techniques in such languages slow down the pace of research.

The Holy Bible has been translated to a very large number of languages of the world with continued work to modernize multiple translations. Historically, BTs have been foundational to the standardizing and revitalization of language for various communities. Therefore, this data has the potential to be the starting point for NLP research in many extremely low resource languages. It would especially be useful for benchmarking model performance for NLP researchers working in the Biblical domain against modern techniques. Though not all translations are published under a permissive license for reuse, eBible.org has curated more than 1000 translations in various formats that are unencumbered. Yet there are domain specific nuances and issues in the data format (Klassen, 2022), struc-

ture (versification) and encoding that need careful handling and have been observed by the authors as an impedance to use the data efficiently for NLP.

In this work we tackle the problem of scarcity of data and a model benchmark (for machine translation) in low resource languages by: Collecting, parsing and cleaning 1009 translations from eBible.org which have been automatically verified to be under a permissive license. These are made available as a verse(footnote on definition of verse)-wise parallel corpus across 833 languages. Designing domain relevant benchmarking tasks that take into consideration the textual and stylistic variations in the content, having multiple related languages to a target language and the realities of the progress of a BT project on the ground.

To our knowledge, this is the first time such a large unencumbered multilingual corpus and carefully designed benchmark has been released to the NLP community. This work draws heavily from our own experience and work with multiple recognized BT teams, organizations and languages.

The following sections are organized so that we first briefly review existing relevant work on developing large Bible corpora and low resource machine translation. We then detail the eBible corpus and its statistics along with the steps we took to parse and clean the data. We share our experimental setup for the benchmark and the models we used. We then share the experiment results and discuss findings to attract researchers to the issues faced in BT. Finally, we propose multiple research directions for future work using this dataset and provide concluding remarks.

## 2 Background

In this section we briefly review previous efforts to aggregate Biblical corpora. We then consider previous NLP-driven strategies for multilingual translation to such low-resource languages, including those specific to BT tasks.

### 2.1 Previously Aggregated Data

The number of languages represented in Biblical corpora has been rising steadily over the last few decades. Resnik et. al. produced a parallel corpus with 13 languages in 1999 (Resnik et al., 1999), and by 2015 the corpus of Christodouloupoulos et. al. contained Bibles spanning 100 languages (Christodouloupoulos and Steedman, 2015). In 2020, McCarthy et. al. reported on an effort to

scrape and align Scriptures from various sources. With over 1600 languages and 4000 unique translations represented it is most likely the largest Biblical corpus ever compiled, unfortunately this corpus is not publicly available (McCarthy et al., 2020). Other online archives of open-license partial and full BTs exist, but have not been made available in a format amenable to statistical or deep learning driven translation tasks.

Outside of BT, the general problem of translating text into extremely low resource languages remains a challenge, primarily due to a lack of high-quality open-source data. Datasets such as FLORES-101 (Goyal et al., 2022), SALT (Aker et al., 2022) and AmericasNLI (Kann et al., 2022) previously provided a starting point for model training. With the release of NLLB also came the FLORES-200 dataset (Costa-jussà et al., 2022), which contains 3001 sentences sampled across 204 total languages. FLORES-200 provides a many-to-many multilingual data benchmark which is the largest to date.

### 2.2 Previous Translation Models

We define a translation task as follows. Suppose we are given a passage which is readily available in one or multiple source languages. Suppose we also have a target language for which the passage has not been previously translated. We define the translation task for this passage as the creation of a mapping between the source(s) and the target. In the case of BT, a mapping between passages is carried out by verse, but in the general case this can be performed by sentence. The first non-classical machine translation models relied on statistical machine translation (SMT), and include alignment-based strategies (Dyer et al., 2013), Markovian methods (Deng and Byrne, 2008), and many other frequentist and Bayesian approaches (Koehn, 2009). Of particular interest is the work of (Wu et al., 2018), which employs an SMT approach on the Bible corpus compiled by (McCarthy et al., 2020). NMT is a natural extension of SMT, and utilizes a neural network architecture to train directly on source and target texts. Basic NMT implementations use an encoder and a decoder structure, and may forgo the recurrence and attention mechanism characteristic of transformers. The OpenNMT package provides a turnkey implementation for fine-tuning NMT models for specific translation tasks (Klein et al., 2017).

Transformers designed for translation tasks can be considered an extension of earlier NMT models through the inclusion of recurrent layers and an attention mechanism. Many transformer architectures have been modified for translation, including fairseq (Ott et al., 2019) and BERT (Zhu et al., 2020). Of particular interest is the work of Lieder, which uses a fairseq architecture trained on BTs across 50 different languages and available for general-purpose BT tasks (Lieder, 2018). Finally, Meta’s NLLB model represents the current state-of-the-art NMT transformer, trained on the FLORES-200 dataset representing over 200 different languages (Costa-jussà et al., 2022).

### 3 Methods

In this section we describe the content of the eBible corpus and our pipeline for aggregating and preprocessing BTs. We also present summary statistics describing the contents of the eBible corpus. We then detail several benchmark translation tasks we performed across eight language families within the corpus. Finally, we describe the model architectures and scoring methods by which we will evaluate model translation performance.

#### 3.1 The eBible Corpus

We gathered and aligned 1,009 Scripture translations in 833 languages from eBible.org which are provided under a Creative Commons or similarly permissive licenses. This includes 113 files under Attribution ShareAlike (CC BY-SA), two files under Attribution Non-Commercial (CC BY-NC), 106 files under Attribution No Derivs (CC BY-ND), 699 files under Attribution Non-Commercial No Derivs (CC BY-NC-ND), and 84 files under Public Domain. After downloading these Bibles, the versification scheme (Original, English, Russian Orthodox, Russian Protestant, Septuagint, or Vulgate) for each Bible was inferred based on its content. The text of each verse was extracted and all formatting, cross-references, footnotes, and other markup was removed. The verse text was placed into an extract file with a verse-per-line format with 41,899 lines per file; the placement of each verse in the extract file was normalized to the Original versification scheme, allowing ready comparison of verses across translations. A separate index file (`vref.txt`) records the verse reference for each line of all verse extract files. Verse ranges were preserved by placing the verse range text on the

first line of the range, and tagging subsequent lines from the verse range with the `<range>` indicator in the verse extract file. The corpus and code is openly available (Baines et al., 2023a). Additional tools used in this process include the SIL-NLP package (Daspit, 2023) and the Wildebeest package (Hermjakob, 2023). Figure 1 shows the general format of several extract files, designed to be easily ingested for NLP analysis and machine translation tasks.

In order to reduce data fragmentation for NLP tasks, we performed character-level cleaning on the eBible corpus using the Wildebeest tool, making 3.3 million changes to 220 out of the 1,009 BTs, the vast majority of which are not or barely perceptible to the human reader.

Changes include bringing complex character sequences into conventional order (e.g. Devanagari primary character, nukta, vowel sign), preferring composed characters per Unicode standard; correcting some look-alike characters, e.g. mapping Latin A to Cyrillic A in Cyrillic-script text, or mapping Latin l to Devanagari danda l where appropriate; character normalization, e.g. reversed c to open o (ꜥ → ɔ); for one translation, mapping the replacement character `◆` to open/close double/single quotes; correcting some comma errors (deleting spaces before a comma, adding a space after a comma, removing duplicate commas); decomposing some ligatures (e.g. fi → fi); and more<sup>1</sup>. Slightly over half of these changes were done fully automatically, using the Wildebeest Normalization script `wb_normalize.py`; the remaining changes were made with an eBible specific script `wb_bible_plus.py` based on a manual review using the Wildebeest Analysis script `wb_analysis.py`. Some issues raised by the Wildebeest Analysis script have not been addressed, such as private-use characters in two BTs (`dwr-dwrENT`, `gof-gofENT`), and some residual wrong-script characters that can’t readily be corrected automatically or semi-automatically.

The eBible corpus exhibits a wide diversity of languages, as shown in Figure 2 and Figure 3. Roughly a quarter of the translations are in languages spoken primarily in Papua New Guinea, which is widely known as the most linguistically diverse country in the world. Many translations are

<sup>1</sup>Wildebeest complex character order normalization generally matches the dominant forms of most original BTs and other corpora; it is closest to Unicode’s NFC, but unlike NFC follows conventional order. E.g., NFC order of the above pattern is: Devanagari primary character, vowel sign, nukta.

<p><b>vref.txt</b></p> <p>GEN 1:1  GEN 1:2  GEN 1:3  ...</p>
<p><b>eng-engULB.txt</b></p> <p>In the beginning, God created the heavens and the earth.  The earth was without form and empty. Darkness was upon the surface of the deep. The Spirit of God was moving above the surface of the waters.  God said, "Let there be light," and there was light.  ...</p>
<p><b>fra-frasbl.txt</b></p> <p>Au commencement, Dieu créa les cieux et la terre.  La terre était informe et vide. Les ténèbres étaient à la surface de l'abîme et l'Esprit de Dieu planait au-dessus de la surface des eaux.  Dieu dit : « Que la lumière soit ! » et la lumière fut.  ...</p>
<p><b>deu-deuelo.txt</b></p> <p>Im Anfang schuf Gott die Himmel und die Erde.  Und die Erde war wüst und leer, und Finsternis war über der Tiefe; und der Geist Gottes schwebte über den Wassern.  Und Gott sprach: Es werde Licht! und es ward Licht.  ...</p>

Figure 1: Sample verse extract files (vref, English, French, German).

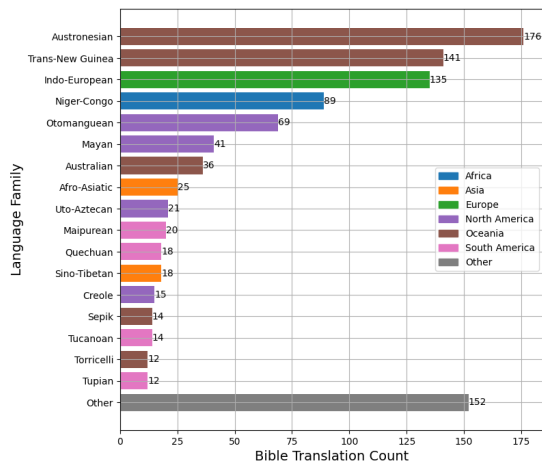


Figure 2: Count of BTs by language family.

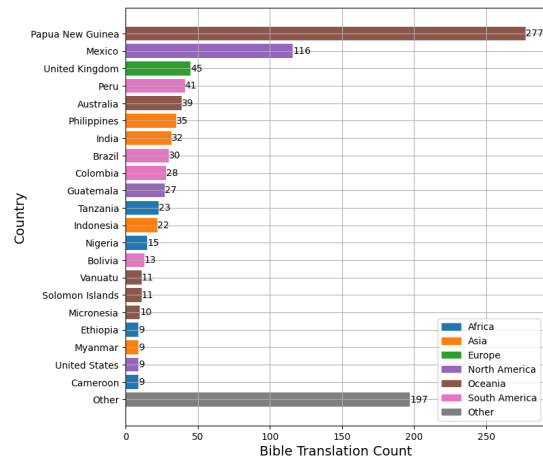


Figure 3: Count of BTs by country.

in languages considered ultra-low-resource, and additional texts in some languages may not be readily available. A large portion of the BTs are partially complete, as shown in Figure 4. Experts often start with translating the New Testament (NT) before proceeding to the Old Testament (OT), which is reflected in the availability of full NT translations versus full OT translations. A small number of translations also include the Deuterocanon. These are often translated last or not at all. While they are included in the eBible corpus, we exclude them from further analysis based on their overall sparsity.

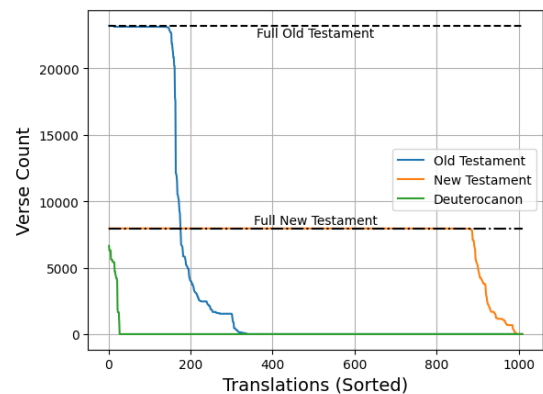


Figure 4: Sorted count of available verses per translation, separated by OT, NT, and Deuterocanon (DT).



### 3.2 Benchmark Translation Tasks

In addition to a standard benchmark train/test/validation splitting of our paired-verse corpora, we also benchmark model performance based on more realistic translation approaches. We chose several additional tasks motivated by plausible trajectories taken by those seeking to translate the Bible into a low-resource language. For example, the progression of a translation may begin with the Gospels, then certain epistles, followed by portions of the Pentateuch, and so on. In this fashion, we can train a model on content obtained earlier in the translation progression, then measure performance on content typically translated later. Our translation tasks include:

- *Randomized cross-validation (CV)* task. Translation pairs are delimited by Bible verses available in both source and target corpora. Due to the small size of the translation corpora (relative to those normally employed for NMT), we do not use a standard 80%/10%/10% split. We instead set aside 250 randomly selected verses for testing and validation sets respectively, with the training set being the remaining verses, and running a five-fold CV for scoring. This task will represent an upper bound for possible model translation performance, with other tasks likely to perform worse overall.
- *Gospel Translation* task. Train a model on the Gospel of Mark (MRK), test the model on the Gospel of Matthew (MAT). We selected this task because Mark is often the first book to be translated, with Matthew to follow. Some sections of Mark are also found in Matthew, however Mark is also a shorter book. For three-letter Biblical book codes, readers are directed to Appendix C.
- *Epistles Translation* task. Train a model on the Gospels (MAT, MRK, LUK, JHN) and Acts of the Apostles (ACT), test the model on the five epistles (1TH, 2TH, 1TI, 2TI, TIT, collectively abbreviated as 5T).
- *NT Completion* task. Train a model on the entire NT except Romans (ROM) and Revelation (REV), test the model on the books of Romans (ROM) and Revelation (REV). Due to their translation difficulty, these books are often among the last books of the NT to be translated.
- *Early OT translation* task. Train a model on the entire NT, test the model on selected books of the OT (GEN, EXO, LEV, NUM, DEU, RUT, PSA, JON, collectively abbreviated as Early OT). These books are often the first from the OT to be translated.
- *Late OT translation* task. Train a model on the entire Bible excluding minor prophets, test the model on OT minor prophets (HOS, JOL, AMO, OBA, MIC, NAH, HAB, ZEP, HAG, ZEC, MAL). These books were chosen as books that are typically among the last to be translated.
- *Related Language* task. Train a model to translate from the source language into the target language and into a related language using the same train/test splits used for the *Gospel Translation*, *Epistles Translation*, and *NT Completion* tasks. This task is intended to explore the potential for improving translation accuracy through the use of other completed translations.

We focus on eight specific translation pairings with a translation source and target, spanning unique language families, as described in Table 1. These translation pairings are selected to represent countries and language families with a significant number of active BT projects and with reasonable representation in the eBible corpus. Within each selected language family, source and target language translations were selected to simulate the work of a BT team using a reference translation from a national or gateway language as a guide for translating into their target language, with access to a related language translation for further guidance. In creating these source/target/related language translation pairings, the target language translation was selected by identifying a language family branch with multiple translations in the corpus, preferably from the same country or in close geographic proximity (Collin, 2010). Preference was given to branches containing more total languages, some with translations and some without. Within this branch, preference was given to languages with a full BT, or with a NT and partial OT content. The next step was identifying a translation from the corpus in a national or gateway language to act as

the source language translation, with priority given to more recent translations from these languages. Symmetric hidden Markov model (HMM) word alignment models were trained between each candidate national/gateway language translation and a small group of candidate target language translations; the source/target translation pairing with the highest overall word alignment score was then chosen. Finally, symmetric HMM word alignment models were trained between the target language translation and the available related language translations from the language family branch. Generally, the translation with the highest overall alignment score was selected for the related language. However, in some cases a related language translation with a particularly high alignment score was excluded, based on the assumption that it may have been translated as an adaptation or using some other less generalized translation methodology. Detailed information on each translation pairing is available in Appendix C.

Our benchmarking tasks will be approached using four different models. First, we use a SMT technique; namely, the “fast\_align” package from (Dyer et al., 2013) which uses a fast implementation IBM2 word alignment strategy. Second, we perform training on the OpenNMT Transformer-Base architecture from (Klein et al., 2017) with a SentencePiece unigram tokenization. Next, we perform fine-tuning on the “No Language Left Behind” (NLLB) model architecture from Meta (Costa-jussà et al., 2022), both the small version consisting of 600 million tunable parameters (NLLB-600M) and the medium distilled version consisting of 1.3 billion tunable parameters (NLLB-1.3B-distilled), which have pre-trained weights available from HuggingFace.

We scored models across translation tasks using three different metrics: BLEU (Papineni et al., 2002), Sentence Piece BLEU (spBLEU) (Goyal et al., 2022), character 3-gram F-score (chrF3) (Popović, 2015). While BLEU and spBLEU scores are correlated to some extent, spBLEU more readily accounts for language variations in scripting and agglutination. Models were trained with an early stopping criteria of +0.1 BLEU over four checkpoints (1000 steps per checkpoint). Models used a batch size of 16 with four gradient accumulation steps, 4000 warm-up steps, and label smoothing of 0.2. For languages unknown to the NLLB tokenizer, we added a new language code

as a special token to the tokenizer. All models were trained and evaluated on an NVIDIA A-100 with 40 GB of available VRAM. This hardware is sufficient for fine-tuning the small and medium size NLLB architectures. For the random cross-validation task, we train five distinct models on different train/test/validation verse pair splits. For all other tasks, only a single model of each type is trained with the identified splits.

## 4 Results

We divide our results into four sections according to tasks. We first present results for a random cross-validation task, then results for tasks specific to translating NT books, then results for tasks specific to translating OT books, and finally results for tasks specific to the use of a related language translation. Further results are available for analysis in the eBible-experiments repository (Baines et al., 2023b).

### 4.1 Cross-Validation Translation Task

We first consider the benchmark task for CV by verse. This effectively provides an upper bound on possible model performance on later translation tasks. We run our five-fold CV across various models and present the results in Figure 5. For the three language families shown in Table 2, we see a clear increase in performance from SMT to OpenNMT in nearly all tests, with NLLB-600M out-performing both techniques across all metrics. Likewise, the fine-tuned NLLB-1.3B-distilled architecture out-performs its smaller counterpart in all instances.

We also present the test set results across all language families for the CV task using NLLB-600M. Figure 6 shows a bar chart of the median BLEU, spBLEU, and chrF3 scores for all eight translation pairings. Interestingly, we find no clear correlation between the scope (NT-only, NT with partial OT, or full Bible) of the translation pairing and our selected scoring metrics. The wide differences between word-level and subword-level metrics (BLEU and spBLEU) for some translation pairings such as Dravidian (+18.1), Sino-Tibetan (+18.0), and Trans-New Guinea (+17.4), compared to other translation pairings such as Austronesian (+4.3), highlight the value of examining a range of translation accuracy metrics when evaluating results on these benchmarks.

Lang. Family(ISO-639-5)	Branch(es)	Purpose	Language(ISO-639-3)	Country
Afro-Asiatic (afa)	Chadic (afa : cdc)	Source	Hausa (hau)	Nigeria
		Target	Dangaléat (daa)	Chad
		Related	Fulfulde, Western Niger (fuh)	Niger
Austronesian (map)	Malayo-Polynesian, Central Eastern Malayo-Poly., Eastern Malayo-Polynesian (map : poz : pqe)	Source	Kuanua (ksd)	Papua New Guinea
		Target	Kandas (kqw)	Papua New Guinea
		Related	Ramoaina (rai)	Papua New Guinea
Dravidian (dra)	N/A	Source	Tamil (tam)	India
		Target	Malayalam (mal)	India
		Related	Kannada (kan)	India
Indo-European (ine)	Indo-Iranian, Indo-Aryan (ine : iir : inc)	Source	Hindi (hin)	India
		Target	Eastern Panjabi (pan)	India
		Related	Gujarati (guj)	India
Niger-Congo (nic)	Atlantic-Congo (nic : alv)	Source	Swahili (swh)	Tanzania
		Target	Kwere (cwe)	Tanzania
		Related	Vidunda (vid)	Tanzania
Otomanguean (cai : omq)	Eastern Otomanguean	Source	Spanish (spa)	Spain
		Target	Zapotec, Tabaa (zat)	Mexico
		Related	Tapotec, Cajonos (zad)	Mexico
Sino-Tibetan (sit)	N/A	Source	Nepali (npi)	Nepal
		Target	Tamang, Eastern (taj)	Nepal
		Related	Limbu (lif)	Nepal
Trans-New Guinea (paa : ngf)	N/A	Source	Tok Pisin (tpi)	Papua New Guinea
		Target	Yopno (yut)	Papua New Guinea
		Related	Iyo (nca)	Papua New Guinea

Table 1: Language pairings for machine translation benchmarks.

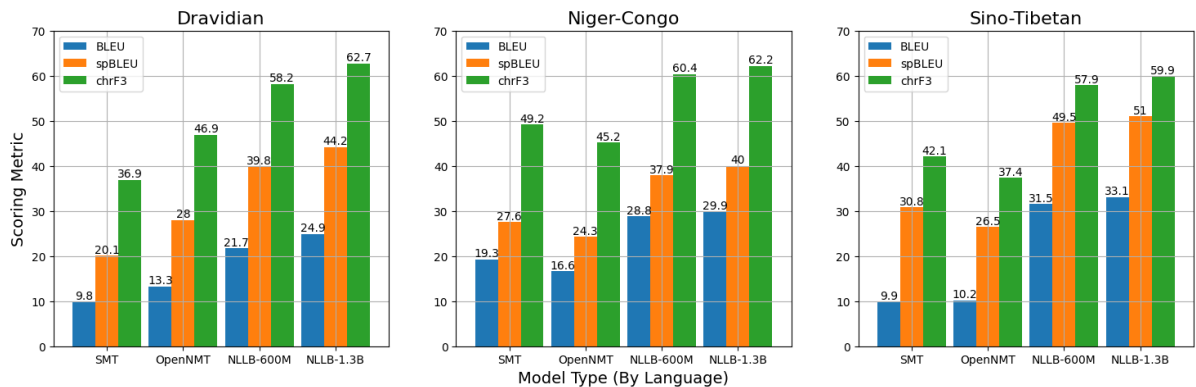


Figure 5: Bar chart of median BLEU, spBLEU, and chrF3 scores from SMT, NMT, and fine-tuned NLLB-600M models for the Dravidian, Niger-Congo, and Sino-Tibetan translation pairings. Note that five-fold CV is not performed on the NLLB-1.3B-distilled model due to training overheads.

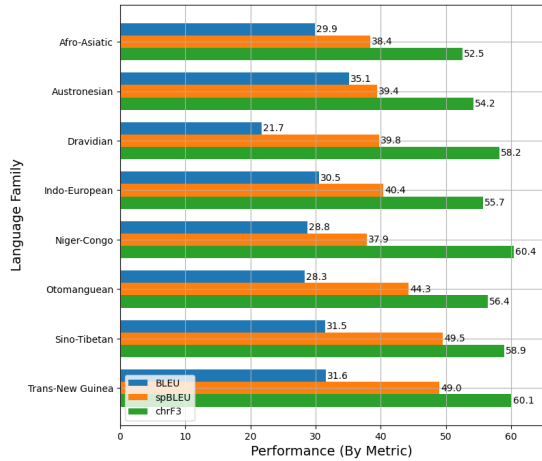


Figure 6: Bar chart of median BLEU, spBLEU, and chrF3 scores from a fine-tuned NLLB-600M model across eight language families for the CV task.

## 4.2 New Testament Benchmark Tasks

We first consider the *Gospel Translation* task of fine-tuning an NLLB-600M model using MRK as the training set and MAT as the test set. Figure 7 shows the BLEU scores for this task across our eight language families, including a comparison to the CV task results. We see that in general, there is a drop-off in performance compared to the CV task for six of the eight translation pairings. This is attributed to the increased data heterogeneity and larger corpus used for training during the CV task. These factors outweigh the benefits of the subject matter overlap between MRK and MAT. However, results from these models for MAT are significantly better than their results for Epistles (see Table 2, Gospel Translation portion).

Next, we consider the *Epistle Translation task* where NLLB-600M models are either trained with MRK, or trained with the Gospels plus Acts of the Apostles, and then used to translate a selection of the Epistles (1TH, 2TH, 1TI, 2TI, and TIT). These results are summarized in Table 2, which demonstrates that models perform significantly better when translating the selected Epistles when their training sets include these four additional books (MAT, LUK, JHN, ACT).

Finally, we consider the *NT Completion* task using a fine-tuned NLLB-600M model. We fine-tune models first on MRK only, then on the Gospels plus ACT, then on the entire NT except Romans (ROM) and Revelation (REV). In this fashion we form training sets with corpora of increasing size and literary breadth. For each translation pairing, BLEU

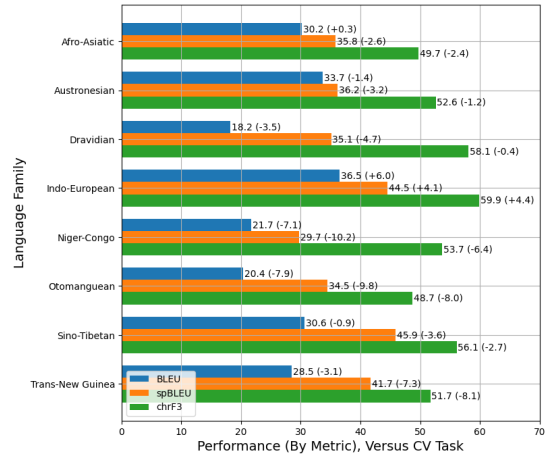


Figure 7: Bar chart of median BLEU, spBLEU, and chrF3 scores from a fine-tuned NLLB-600M model across eight language families for the *Gospel Translation task*, as compared to the CV task.

scores for both ROM and REV increase across these three tasks, indicating that the increased size and literary breadth of the training set is beneficial for the translation of these challenging NT books.

## 4.3 Old Testament Benchmark Tasks

For the *Early OT* translation task, the entire NT is used as the training set; the fine-tuned model is then evaluated on various books that are typically translated early in an OT translation project (GEN-DEU, RUT, PSA, JON). Figure 8 shows the BLEU scores of NLLB-600M models trained across five translation pairs on the NT, with translations performed across books in the Early OT as the test set. Empty cells indicate a lack of an available translation for a particular book in the target language. For the tested Early OT books, the highest BLEU scores within a translation pair are observed for GEN, while the lowest scores are observed for LEV, NUM, or DEU.

Next, we assess the performance of NLLB-600M on the *Late OT* translation task. The books in this test set (the minor prophets) tend to be among the last books of the Bible to be translated. Figure 9 shows the BLEU scores for OT minor prophet books across Dravidian and Indo-European language families, both in the case of models trained on the entire NT and models trained on the entire Bible (excluding the minor prophets). As before, a larger corpus of training data led to a large improvement in BLEU scores.



Translation Pairing	Gospel Translation					Epistle Translation				
	1TH	2TH	1TI	2TI	TIT	1TH	2TH	1TI	2TI	TIT
Afro-Asiatic	6.3	5.5	4.8	6.9	2.9	14.8(+6.5)	17.3(+11.8)	11.3(+6.5)	14.3(+7.4)	9.3(+6.4)
Austronesian	12.7	15.4	13.3	13.3	13.9	20.1(+7.4)	21.5(+6.1)	19.9(+6.6)	23.5(+10.2)	19.8(+5.9)
Dravidian	10.1	12.0	4.2	7.4	2.0	11.4(+1.3)	13.4(+1.4)	7.0(+2.8)	8.1(+0.7)	5.2(+3.2)
Indo-European	24.1	22.5	17.1	22.3	15.5	28.7(+4.6)	26.2(+3.7)	21.3(+4.2)	26.7(+4.4)	21.6(+6.1)
Niger-Congo	9.4	13.4	10.7	10.8	7.3	14.9(+5.5)	16.7(+3.3)	15.1(+4.4)	14.5(+3.7)	13.6(+6.3)
Otomanguean	6.5	7.4	8.4	8.4	6.9	16.2(+9.7)	14.0(+6.6)	15.5(+7.1)	13.1(+4.7)	15.6(+8.7)
Sino-Tibetan	13.2	10.6	9.4	10.3	8.7	18.8(+5.6)	17.2(+6.6)	16.2(+6.8)	18.2(+7.9)	18.3(+9.6)
Trans-New Guinea	6.9	8.4	7.2	7.6	6.5	18.7(+11.8)	20.5(+12.1)	16.9(+9.7)	17.6(+10.0)	15.0(+8.5)

Table 2: BLEU scores for NLLB-600M fine-tuned models: *Gospel Translation* and *Epistle Translation* tasks.

Translation Pairing	Gospel Translation		Epistle Translation (vs Gospel Translation)		NT Completion (vs Epistle Translation)	
	ROM	REV	ROM	REV	ROM	REV
Afro-Asiatic	7.0	7.6	14.1 (+7.1)	15.1 (+7.5)	18.9 (+4.8)	16.0 (+0.9)
Austronesian	11.5	15.3	18.1 (+6.6)	26.2 (+10.9)	23.2 (+5.1)	28.6 (+2.4)
Dravidian	8.2	9.7	10.9 (+2.7)	13.0 (+3.3)	12.8 (+1.9)	13.7 (+0.7)
Indo-European	23.2	21.7	26.5 (+3.3)	26.5 (+4.8)	30.0 (+3.5)	29.2 (2.7)
Niger-Congo	11.4	11.4	16.9 (+5.5)	20.3 (+8.9)	20.1 (+3.2)	23.5 (+3.2)
Otomanguean	7.6	9.8	15.2 (+7.6)	19.0 (+10.2)	22.1 (+6.9)	20.6 (+1.6)
Sino-Tibetan	12.0	13.5	19.5 (+7.5)	21.2 (+7.7)	23.3 (+3.8)	23.3 (+2.1)
Trans-New Guinea	8.8	7.4	18.5 (+9.7)	18.3 (+10.9)	24.9 (+6.4)	22.1 (+3.8)

Table 3: BLEU scores for NLLB-600M fine-tuned models: *Gospel Translation*, *Epistle Translation*, *NT Completion* tasks.

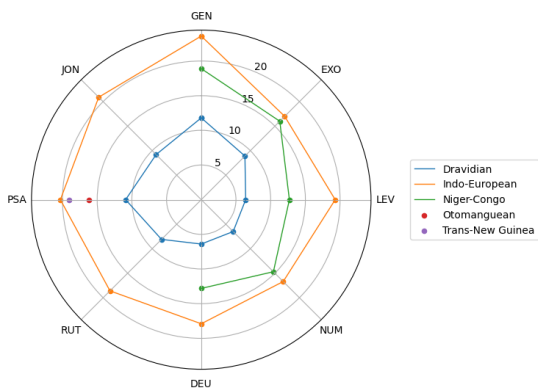


Figure 8: Radar plot of NLLB-600M BLEU scores for four language families for the *Early OT* task. Missing points for Niger-Congo and Otomanguean indicate that these books are not included in the target language translation.

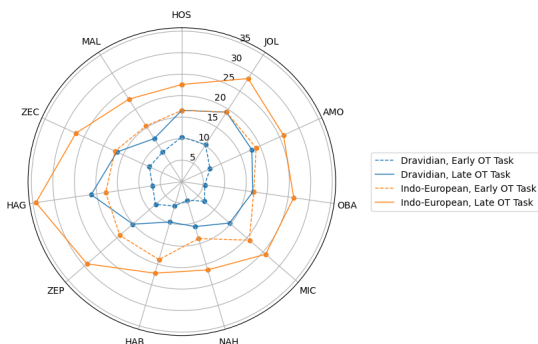


Figure 9: Radar plot of NLLB-600M BLEU scores for Dravidian and Indo-European for *Early* and *Late OT* tasks.

#### 4.4 Related Language Benchmark Tasks

For the *Related Language* task, an additional translation is selected from the eBible corpus for each of the eight language families. HMM word alignment models are trained between the target language and each related language translation in the eBible corpus from the same branch of the language family; the translation with the best alignment to the target language is selected as the related language translation. Then, the *Gospel Translation*, *Epistle Translation*, and *NT Completion* tasks are repeated using both the target language and the related language on the target side of the model. For each task, the related language training data included the same verse pairs used for the target language training data; additionally, the related language training data included the verse pairs from the target language test set.

Figure 10 compares the BLEU score deltas for the Related Language version of each task compared to the original version of the task. BLEU score deltas across the eight language families are widely divergent, ranging from -2.9 to +3.2 BLEU (*Gospel Translation* task), -4.0 to +10.6 BLEU (*Epistle Translation* task), and -2.7 to +11.5 BLEU (*NT Completion* task). Results for the Austronesian and Niger-Congo language families are strongest, while results for the Afro-Asiatic, Indo-European, Sino-Tibetan and Trans-New Guinea language families are the weakest. These BLEU score deltas correlate well with the HMM alignment scores between the target language and related language, with the Austronesian (0.68) and Niger-Congo (0.49) translation pairings exhibiting the highest alignment, and the Afro-Asiatic (0.21), Indo-European (0.30), Sino-Tibetan (0.27) and Trans-New Guinea (0.27) exhibiting the lowest alignment among the selected translation pairings.

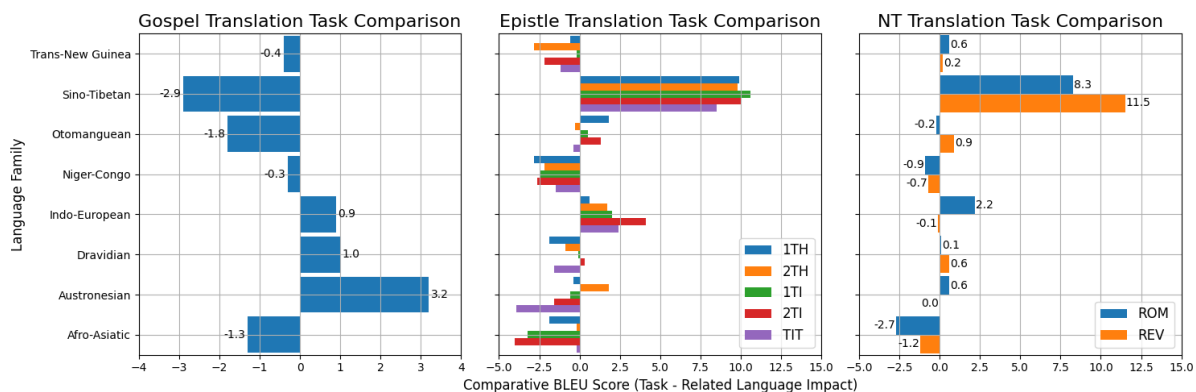


Figure 10: Impact of a Related Language Translation on the *Gospel Translation*, *Epistle Translation*, and *NT Completion* tasks.

## 5 Discussion

On the CV benchmark task, median accuracy metrics across the eight selected language families varied widely, ranging from 21.7 - 35.1 (BLEU), 37.9 - 49.5 (spBLEU), and 52.5 - 60.4 (chrF3). No individual characteristic of the selected languages and translations correlated closely with the distribution of these results for any of these three accuracy metrics. For instance, the scope of the source / target translation pairings varied from NT-only, to NT with OT portions, to full BTs; while the highest BLEU score was seen for an NT-only pairing (Austronesian (35.1)) and the lowest BLEU score was seen for a full Bible pairing (Dravidian (21.7)), other NT-only pairings (Afro-Asiatic (29.9); Sino-Tibetan (31.5)) and full Bible pairings (Indo-European (30.5)) scored comparably. Similar diversity was seen when comparing spBLEU and chrF3 scores to the scope of the translation pairings. HMM word alignment scores for the source/target translation pairings also do not correlate closely with the accuracy metrics on this benchmark; translation pairings with the highest (Niger-Congo (0.44)) and lowest (Otomanguean (0.19)) word alignment scores resulted in comparable BLEU scores (28.8 and 28.3, respectively).

NLLB characterized the resource level of each supported language as either high or low, with low resource languages being trained on less than 1M bitexts. In our CV benchmark, the source languages were a mix of high resource (Hindi, Swahili, Spanish), low resource (Hausa, Tamil, Nepali, Tok Pisin), and unsupported (Kuanua). However, there was no clear correlation between the NLLB resource level of the source language and the resulting metrics for the translation pairing. Similarly,

while the best chrF3 results were seen for translation pairings with languages using the Latin script (Niger-Congo (60.4); Trans-New Guinea (60.1)), which is well-represented in the NLLB vocabulary, other Latin script translation pairings performed relatively poorly (Afro-Asiatic (52.5); Austronesian (54.2)).

While BLEU is a widely used, language agnostic metric for assessing machine translation accuracy, the fact that it is a word-level metric means that it can be difficult to interpret the metric across languages, particularly when attempting to judge the usefulness of a translation model for a less well known language. Combining a word-level metric (e.g., BLEU) with a subword-level metric (e.g., spBLEU) and a character-level metric (e.g., chrF3) provides a more nuanced view.

Table 3 presents several sample predictions from the CV task with median BLEU, spBLEU, and chrF3 scores for their respective model<sup>2</sup>. The predictions are color-coded at the word level to give a general sense of the accuracy of each prediction, and suggest that, although the NLLB models represent a strong improvement over earlier NMT approaches, further improvement is needed.

Evaluating median verse accuracy across a range of word, subword and character-level metrics can help to establish a broad intuition about the usefulness of a translation model, but it is also important to evaluate the distribution of these metrics. Generally, the distribution can be quite broad, as shown in

<sup>2</sup>For the sake of simplicity, we are comparing predictions to existing translations. This has obvious limitations. For instance, translations may use different translation strategies, or there may even be mistakes in a translation. Reading each of these texts in the target languages and creating a corrected text in order to compute a BLEU score is, however, beyond the scope of this paper.

Afro-Asiatic GAL 4:21	<p><b>Source:</b> Ku gaya mini, ku da kuke so ku zauna a karkashin Doka, ba ku san abin da Doka ta ce ba ne?</p> <p><b>Target:</b> Kaavondu ja! Kup kuuk raka goye do serre ta gaanuudi, ku dogrido kaavu ta gaanuudi walla?</p> <p><b>Prediction:</b> Kup kuuk raka goye do <b>serpey</b> ta gaanuudi, <b>kaawondu</b>, ku <b>ibingig</b> <b>gaannun</b> <b>okinji</b> walla?</p> <p><b>BLEU:</b> 29.6; <b>spBLEU:</b> 38.1; <b>chrF3:</b> 57.4; <b>WER:</b> 44.0; <b>TER:</b> 50.0</p>
Niger-Congo EXO 5:9	<p><b>Source:</b> Fanyeni kazi kuwa ngumu zaidi kwa watu hao ili kwamba wakazane na kazi na kuacha kusikiliza uongo."</p> <p><b>Target:</b> Wongezeni wanhu wano sang'hano ndala muladi wagaye na waleke kuhulika mbuli za uvwizi."</p> <p><b>Prediction:</b> <b>Watendeni</b> wanhu <b>wawo</b> sang'hano ndala muladi <b>wadahe</b> <b>kuiguma</b> muna <b>isang'hano</b> yawo na waleke <b>kutegelza</b> mbuli za uvwizi."</p> <p><b>BLEU:</b> 28.5; <b>spBLEU:</b> 38.4; <b>chrF3:</b> 70.0; <b>WER:</b> 48.3; <b>TER:</b> 61.5</p>
Otomanguean PSA 112:4	<p><b>Source:</b> En las tinieblas resplandee luz a los rectos: Él es elemento, misericordioso y justo.</p> <p><b>Target:</b> Dxusani' tu xi' lu da chul-la naga zaj zra' benne' li lazre' ca', benne' ca' zaj naque' zren lazre', ne xrlátaje, ne dxelexache lazre' bènneache.</p> <p><b>Prediction:</b> Lu da chul-la tu xi' dxuseni na benne' ca' zaj naque' xrlátaje. Dios naque' zren lazre', ne dxelexache lazre' bènneache chee', ne naque' xrlátaje.</p> <p><b>BLEU:</b> 29.2; <b>spBLEU:</b> 50.4; <b>chrF3:</b> 60.8; <b>WER:</b> 66.0; <b>TER:</b> 64.0</p>

Figure 11: Sample predictions with median verse accuracy, CV task models. Green indicates correct words, yellow indicates partially correct words, purple indicates moved words, and red indicates incorrect words.

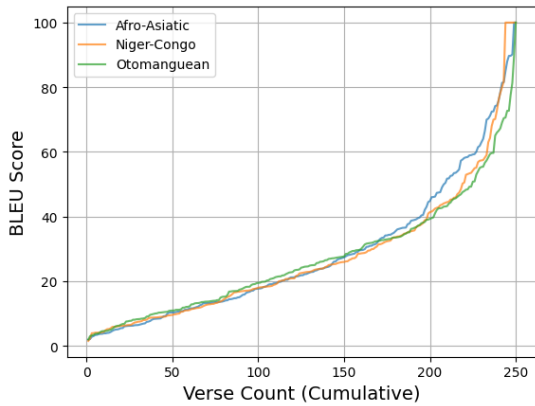


Figure 12: Cumulative per-verse BLEU score distribution for Afro-Asiatic, Niger-Congo, Otomanguean models on CV task.

Figure 12 for the Afro-Asiatic, Niger-Congo, and Otomanguean CV models. When the same or similar verse text occurs in multiple passages (e.g., the parables in the Gospels), or when the verse text follows a repeating pattern (“from the tribe of Joseph, ...”; “from the tribe of Dan, ...”), accuracy can be relatively higher. Translations for longer, more complex verses tend to be relatively lower. In the context of BT, presenting the model’s confidence level to the translator may be as helpful as presenting the suggested verse text, helping the translator know where to focus. Augmenting the model’s predictions with external evaluation metrics may also be helpful for focusing the translator’s attention on low-confidence verse drafts. Empirically collected data on challenging verses could also provide a valuable means of focusing the translator’s efforts.

## 6 Future Work

We envision a number of opportunities to expand and improve on this current work. From a linguistic point of view, our results open up questions about how spBLEU scoring might capture agglutination and scripting more effectively than a BLEU score, as well as broader questions about how the viability of scoring methods might change based on language morphology. Furthermore, it is not usually clear why certain language families seem more amenable to fine-tuning than others using NLLB (as measured by BLEU scores). It is also unclear whether larger NLLB models (such as the next largest architecture with 3.3B tunable parameters) will lead to continued improvements, or yield diminishing returns.

Our work also highlights potential benefits from incorporating multiple BTs during model training, although the mixed results indicate that more sophisticated strategies should be investigated, while considering factors such as language and translation characteristics (e.g. translation age, reading level, style) and other metrics (e.g. word alignment scores, subword evenness). Automated methods for selecting the best source and related language translations may improve performance over the heuristics used in this work.

In this work, changes to the NLLB tokenizer were limited to the introduction of special tokens for new language codes. Some of the translations, such as the Yopno (yut-yut) and Zapotec Tabaa (zat-zatNTps) translations, included a number of characters that were not known to the NLLB tokenizer, slightly reducing the accuracy of the fine-tuned model. Other translations, such as the Limbu translation in Limbu script (lif-lifNT) included many unknown characters, and prevented their use in this work. We would like to explore translation from the original texts in ancient Greek, Hebrew, and Aramaic, which requires careful attention to a variety of issues involving character encoding, segmentation, and other issues. Effective methods for augmenting NLLB and the NLLB tokenizer for new scripts and characters will be necessary to achieve the full benefits of the eBible corpus. We would also like to explore using this parallel corpus to infer characteristics of translation languages for the purpose of language documentation.

Moreover, given the limitations of available data and compute resources for target communities there is a gap in developing techniques that over-

come the "low-resource double bind" (Ahia et al., 2021). Towards this end, implementing and studying efficient fine-tuning methods (Pfeiffer et al., 2020) would provide significant support for the more advanced neural models to be useful for translators on the ground.

The wide distribution of per-verse translation accuracy indicates the need for effective human-in-the-loop strategies to support the Bible translator, ensuring that these differences are accurately and intuitively presented to guide their work.

## 7 Conclusions

In this work we present the eBible corpus: an open-source NMT-ready dataset of over a thousand partial and full BTs spanning more than 800 languages. With the aim of leveraging machine translation to aid expert Bible translators, we introduce a number of benchmark tasks based on the translation ordering often used by these experts. These tasks include a randomized CV along with NT- and OT-specific objectives. In addition to benchmark tasks, we provide benchmark model results for selected language families, with models ranging from SMT methods to a fine-tuned NLLB architecture.

## 8 Limitations

### Ethics Statement

### Contributions

J.M. cast the vision and along with M.M. organized the work on the eBible corpus within the Partnership for Applied Biblical NLP. V.A. wrote the initial scripts to download the corpus from eBible.org while D.B. improved upon these. U.H. provided significant support for pre-processing through manual and automatic data checks and cleanup. M.M., J.M., T.J., D.B. and M.S. designed the benchmark experiments. M.M., D.B. and D.D. ran experiments and reported results. M.S., M.M., U.H. and J.M. wrote and edited the manuscript.

### Acknowledgements

The authors would like to thank their respective organizations for encouraging their participation in this cross-organization collaboration. They would also like to acknowledge the foundational and ongoing work of Michael Johnson in creating and maintaining the eBible.org site. Finally, we thank the ETEN Innovation Lab (EIL) for sponsoring the computing resources used in this project.

## References

- Orevaoghene Ahia, Julia Kreutzer, and Sara Hooker. 2021. The low-resource double bind: An empirical study of pruning for low-resource machine translation. *arXiv preprint arXiv:2110.03036*.
- Benjamin Akera, Jonathan Mukiibi, Lydia Sanyu Nag-gayi, Claire Babirye, Isaac Owomugisha, Solomon Nsumba, Joyce Nakatumba-Nabende, Engineer Bainomugisha, Ernest Mwebaze, and John Quinn. 2022. Machine translation for African languages: Community creation of datasets and models in Uganda.
- David Baines, Joel Mathew, and Michael Martin. 2023a. The eBible corpus. <https://github.com/BibleNLP/ebible>.
- David Baines, Joel Mathew, and Michael Martin. 2023b. eBible corpus NMT experiments. <https://github.com/BibleNLP/ebible-experiments>.
- Christos Christodouloupoulos and Mark Steedman. 2015. A massively parallel corpus: the Bible in 100 languages. *Language resources and evaluation*, 49:375–395.
- Richard Oliver Collin. 2010. Ethnologue. *Ethnopolitics*, 9(3-4):425–432.
- Marta R Costa-jussà, James Cross, Onur Çelebi, Maha Elbayad, Kenneth Heafield, Kevin Heffernan, Elahe Kalbassi, Janice Lam, Daniel Licht, Jean Maillard, et al. 2022. No language left behind: Scaling human-centered machine translation. *arXiv preprint arXiv:2207.04672*.
- Damien Daspit. 2023. SIL-NLP. <https://github.com/sillsdev/silnlp>.
- Yonggang Deng and William Byrne. 2008. HMM word and phrase alignment for statistical machine translation. *IEEE Transactions on Audio, Speech, and Language Processing*, 16(3):494–507.
- Chris Dyer, Victor Chahuneau, and Noah A Smith. 2013. A simple, fast, and effective reparameterization of IBM model 2. In *Proceedings of the 2013 Conference of the North American Chapter of the Association for Computational Linguistics: Human Language Technologies*, pages 644–648.
- Naman Goyal, Cynthia Gao, Vishrav Chaudhary, Peng-Jen Chen, Guillaume Wenzek, Da Ju, Sanjana Krishnan, Marc’Aurelio Ranzato, Francisco Guzmán, and Angela Fan. 2022. The flores-101 evaluation benchmark for low-resource and multilingual machine translation. *Transactions of the Association for Computational Linguistics*, 10:522–538.
- Ulf Hermjakob. 2023. Wildebeest. <https://github.com/uhermjakob/wildebeest>.



- Katharina Kann, Abteen Ebrahimi, Manuel Mager, Arturo Oncevay, John E Ortega, Annette Rios, Angela Fan, Ximena Gutierrez-Vasques, Luis Chiruzzo, Gustavo A Giménez-Lugo, et al. 2022. Americasnli: Machine translation and natural language inference systems for Indigenous languages of the Americas. *Frontiers in Artificial Intelligence*, 5:266.
- Jeff Klassen. 2022. Unified standard format markers. <https://github.com/ubsicap/usfm>.
- Guillaume Klein, Yoon Kim, Yuntian Deng, Jean Senellart, and Alexander M Rush. 2017. Opennmt: Open-source toolkit for neural machine translation. *arXiv preprint arXiv:1701.02810*.
- Philipp Koehn. 2009. *Statistical machine translation*. Cambridge University Press.
- Sami Liedes. 2018. Machine translating the Bible into new languages. <https://github.com/sliedes/fairseq-py>.
- Arya D McCarthy, Rachel Wicks, Dylan Lewis, Aaron Mueller, Winston Wu, Oliver Adams, Garrett Nicolai, Matt Post, and David Yarowsky. 2020. The Johns Hopkins University Bible corpus: 1600+ tongues for typological exploration. In *Proceedings of the Twelfth Language Resources and Evaluation Conference*, pages 2884–2892.
- Myle Ott, Sergey Edunov, Alexei Baevski, Angela Fan, Sam Gross, Nathan Ng, David Grangier, and Michael Auli. 2019. fairseq: A fast, extensible toolkit for sequence modeling. *arXiv preprint arXiv:1904.01038*.
- Kishore Papineni, Salim Roukos, Todd Ward, and Wei-Jing Zhu. 2002. Bleu: a method for automatic evaluation of machine translation. In *Proceedings of the 40th annual meeting of the Association for Computational Linguistics*, pages 311–318.
- Jonas Pfeiffer, Andreas Rücklé, Clifton Poth, Aishwarya Kamath, Ivan Vulić, Sebastian Ruder, Kyunghyun Cho, and Iryna Gurevych. 2020. Adapterhub: A framework for adapting transformers. In *Proceedings of the 2020 Conference on Empirical Methods in Natural Language Processing: System Demonstrations*, pages 46–54.
- Maja Popović. 2015. chrF: character n-gram F-score for automatic MT evaluation. In *Proceedings of the tenth workshop on statistical machine translation*, pages 392–395.
- Philip Resnik, Mari Broman Olsen, and Mona Diab. 1999. The Bible as a parallel corpus: Annotating the ‘Book of 2000 Tongues’. *Computers and the Humanities*, 33:129–153.
- Winston Wu, Nidhi Vyas, and David Yarowsky. 2018. Creating a translation matrix of the Bible’s names across 591 languages. In *Proceedings of the Eleventh International Conference on Language Resources and Evaluation (LREC 2018)*.
- Jinhua Zhu, Yingce Xia, Lijun Wu, Di He, Tao Qin, Wengang Zhou, Houqiang Li, and Tie-Yan Liu. 2020. Incorporating bert into neural machine translation. *arXiv preprint arXiv:2002.06823*.

## A Characteristics of Selected Bible Translations

Table 4 goes into greater depth on the characteristics of selected BTs.

## B NLLB Language Codes

Table 5 lists the language codes specific to Meta’s NLLB.

## C Source / Target / Related Language Alignment Scores (HMM)

We report on initial HMM scores which led to our decisions around specific source and target language decisions within selected language families.

### C.1 Afro-Asiatic

For the Afro-Asiatic language family, the *Chadic > Biu-Mandara* branch contains 79 languages (four translations in the corpus) and the *Chadic > East* branch contains 36 languages (one translation in the corpus). These five translations only contain the NT portion of the Bible, and are languages spoken in either Cameroon or Chad. English and French are national languages for Cameroon. French and Arabic are national languages for Chad. Table 6 shows that the best alignment results were achieved using a Hausa translation (hau-hausa) with the Danggaléat translation (daa-daaNT). The Western Niger Fulfulde translation (ful-fuhbkf) aligned best with the Danggaléat translation.

### C.2 Austronesian

For the Austronesian language family, the *Malayo-Polynesian > Central-Eastern Malayo-Polynesian > Eastern Malayo-Polynesian > Oceanic* branch contains 513 languages. Of these 513 languages, the eBible corpus contains four translations from the Western Oceanic sub-branch. All four of these are for languages spoken in Papua New Guinea (PNG). Three of these translations contain the NT only, and one contains the NT and a portion of the OT (four translations in the corpus) and the *Chadic > East* branch contains 36 languages (one translation in the corpus). English and Tok Pisin (tpi) are national languages in PNG, while Dobu (dob), Kuanua (ksd), Suau (swp) and Tawala (tbo)



Language Family	Purpose	Language	ISO-639-3	eBible Translation	Scope	Verses	Script	Typology	Country
Afro-Asiatic	Source	Hausa	hau	hau-hausa.txt	Bible	31,082	Latn	SVO	Nigeria
	Target	Dangaléat	daa	daa-daaNT.txt	NT	7,957	Latn	Unk	Chad
	Related	Fulfulde, Western Niger	fuh	fuh-fuhbkf.txt	NT	7,57	Latn	SVO	Niger
Austronesian	Source	Kuanua	ksd	ksd-ksd.txt	Bible	31,098	Latn	Unk	PNG*
	Target	Kandas	kqw	kqw-kqw.txt	NT	7,957	Latn	Unk	PNG
	Related	Ramoaina	rai	rai-rai.txt	NT	7,957	Latn	SVO	PNG
Dravidian	Source	Tamil	tam	tam-tam2017.txt	Bible	31,099	Taml	SOV	India
	Target	Malayalam	mal	mal-mal.txt	Bible	31,089	Mlym	SOV	India
	Related	Kannada	kan	kan-kan2017.txt	Bible	31,099	Knda	SOV	India
Indo-European	Source	Hindi	hin	hin-hin2017.txt	Bible	31,099	Deva	SOV	India
	Target	Eastern Panjabi	pan	pan-pan.txt	Bible	31,099	Gurm	SOV	India
	Related	Gujarati	guj	guj-guj2017.txt	Bible	31,099	Gujr	SOV	India
Niger-Congo	Source	Swahili	swh	swh-swhonon.txt	Bible	31,098	Latn	SVO	Tanzania
	Target	Kwere	cwe	cwe-cwe.txt	GEN-DEU, NT	13,806	Latn	Unk	Tanzania
	Related	Vidunda	vid	vid-vid.txt	GEN-DEU, NT	13,809	Latn	Unk	Tanzania
Otomanguean	Source	Spanish	spa	spa-sparvg.txt	Bible	31,097	Latn	SVO	Spain
	Target	Zapotec, Tabaa	zat	zat-zatNTps.txt	PSA, NT	10,416	Latn	VSO	Mexico
	Related	Tapotec, Cajonos	zad	zad-zadNT.txt	NT	7,957	Latn	VSO	Mexico
Sino-Tibetan	Source	Nepali	npi	npi-npiulb.txt	Bible	31,099	Deva	SOV	Nepal
	Target	Tamang, Eastern	taj	taj-taj.txt	NT	7,957	Deva	SOV	Nepal
	Related	Limbu	lif	lif-lifNT2.txt	NT	7,957	Deva	SOV	Nepal
Trans-New Guinea	Source	Tok Pisin	tpi	tpi-tpiOTNT.txt	Bible	31,099	Latn	SOV	PNG
	Target	Yopno	yut	yut-yut.txt	PSA, NT	10,417	Latn	SOV	PNG
	Related	Iyo	nca	nca-nca.txt	NT	7,957	Latn	SOV	PNG

Table 4: BT characteristics.

<b>Language Family</b>	<b>Language</b>	<b>ISO-639-3</b>	<b>NLLB Language Code</b>
Afro-Asiatic	Hausa	hau	hau_Latn
	Dangaléat	daa	(!) daa_Latn
	Fulfulde, Western Niger	fuh	(!) fuh_Latn
Austronesian	Kuanua	ksd	(!) ksd_Latn
	Kandas	kqw	(!) kqw_Latn
	Ramoaaina	rai	(!) rai_Latn
Dravidian	Tamil	tam	tam_Taml
	Malayalam	mal	mal_Mlym
	Kannada	kan	kan_Knda
Indo-European	Hindi	hin	hin_Deva
	Eastern Panjabi	pan	pan_Gurm
	Gujarati	guj	guj_Gujr
Niger-Congo	Swahili	swh	swh_Latn
	Kwere	cwe	(!) cwe_Latn
	Vidunda	vid	(!) vid_Latn
Otomanguean	Spanish	spa	spa_Latn
	Zapotec, Tabaa	zat	(!) zat_Latn
	Tapotec, Cajonos	zad	(!) zad_Latn
Sino-Tibetan	Nepali	npi	npi_Deva
	Tamang, Eastern	taj	(!) taj_Deva
	Limbu	lif	(!) lif_Deva
Trans-New Guinea	Tok Pisin	tpi	tpi_Latn
	Yopno	yut	(!) yut_Latn
	Iyo	nca	(!) nca_Latn

Table 5: NLLB language codes.

Target Language(s)		National/Gateway Language(s)				Related Language(s)	
Language	Translation	eng-engULB	fra-frasbl	hau-hausa	hau-hauulb	ffm-ffm	fuh-fhubkf
Hdi	xed-xed	0.1792	0.1691	0.1860	0.1736	0.1915	0.1982
Mbuko	mqb-mqbNT	0.1366	0.1291	0.1465	0.1298	0.1560	0.1613
Merety	meq-meq	0.1422	0.1368	0.1546	0.1376	0.1598	0.1640
Muyang	muy-muy	0.1513	0.1451	0.1537	0.1403	0.1818	0.1862
Dangaléat	daa-daaNT	0.1912	0.1760	<b>0.1929</b>	0.1705	0.2044	<b>0.2148</b>

Table 6: Source / Target / Related Language Alignment Scores (Afro-Asiatic).

Target Language(s)		National/Gateway Language(s)				Related Language(s)					
Language	Translation	tpi-tpiOTNT	dob-dob	swp-swp	lho-lho	ksd-ksd	kqw-kqw	lbb-lbb	gfk-gfk	rai-rai	sgg-sgg
Fanumarket	hjp-hjp	0.2581	0.1761	0.2068	0.1990	0.2701	0.3994	0.4134	0.3025	0.3974	0.2576
Kandas	kqw-kqw	0.2213	0.1629	0.2003	0.1897	<b>0.3303</b>	N/A	<b>0.6847</b>	0.2910	<b>0.6849</b>	0.2516
Label	lbb-lbb	0.2152	0.1657	0.2127	0.1979	0.3229	N/A	N/A	0.2789	0.6583	0.2538
Patpatar	gfk-gfk	0.1966	0.1462	0.1662	0.1567	0.2707	N/A	N/A	0.2938	0.1919	N/A
Ramoaaaina	rai-rai	0.2120	0.1613	0.2069	0.1874	0.3916	N/A	N/A	N/A	0.2475	N/A
Sursurunga	sgg-sgg	0.1775	0.1353	0.1440	0.1498	0.1692	N/A	N/A	N/A	N/A	N/A

Table 7: Source / Target / Related Language Alignment Scores (Austronesian).

are gateway languages from the *Malayo-Polynesian* branch with translations in the corpus.

Among these translations, the Kuanua translation (ksd-ksd) was selected as the source and the Kandas translation (kqw-kqw) was selected as the target due to their strong alignment score. The Label (lbb-lbb) and Ramoaaaina (rai-rai) translations both aligned well with the Kandas translation (kqw-kqw); Ramoaaaina was selected as the related language translation. Results are summarized in Table 7.

### C.3 Dravidian

For the Dravidian language family (85 total languages), the *Southern > Tamil-Kannada* branch contains 31 languages. Of these 31 languages, the eBible corpus contains five translations, one from the Kannada sub-branch and four from the *Tamil-Kodagu* sub-branch. All five of these are for languages spoken in India, and each translation is a full BT. Each of these translations is for a national language of India (Kannada, Malayalam, Tamil, and Telugu). There are no translations for low-resource languages from this language family and geography available in the corpus. As a result, the Tamil (tam-tam2017) and Malayalam (mal-mal) translations were chosen for the source and target translation pairing, with the Kannada translation (kan-kan2017) as the related language translation. Results are summarized in Table 8.

Target Language(s)		National/Gateway Language(s)		Related Language(s)	
Language	Translation	hin-hin2017	kan-kan2017	mal-mal	mal-malc
Tamil	tam-tam2017	0.2063	<b>0.3466</b>	<b>0.4295</b>	0.3396
Telugu	tel-tel2017	0.2097	0.3423	0.3229	0.3068

Table 8: Source / Target / Related Language Alignment Scores (Dravidian).

Target Language(s)		National/Gateway Language(s)		Related Language(s)	
Language	Translation	hin-hin2017	npi-npiulb	pan-pan	ben-ben2017
Gujarati	guj-guj2017	0.3012	0.3200	<b>0.2973</b>	0.3041
E. Panjabi	pan-pan	<b>0.4240</b>	0.2623	N/A	0.3665
Assamese	asm-asmfb	0.2796	0.3172	0.2616	0.3666
Bengali	ben-ben2017	0.2904	0.3242	0.2774	N/A
Marathi	mar-mar	0.2521	0.2989	0.2461	0.2767
Orya	ory-ory	0.3036	0.3098	0.2942	0.4031
Urdu	urd-urd	0.4622	0.2576	0.4415	0.2765
Urdu	urd-urdivh	0.3123	0.2346	0.2949	0.2270
Urdu	urd-urdivr	0.3092	0.2293	0.3012	0.2238
Urdu	urd-urdivu	0.3041	0.2253	0.2964	0.2205

Table 9: Source / Target / Related Language Alignment Scores (Indo-European).

### C.4 Indo-European

For the Indo-European language family, the *Indo-Iranian > Indo-Aryan* branch contains 220 languages, with 92 languages in the *Intermediate > Western* sub-branch, 94 languages in the *Outer* sub-branch, and 11 languages in the *Western Hindi* sub-branch. The eBible corpus contains two translations from the *Intermediate > Western* sub-branch, four from the *Outer* sub-branch and five from the *Western Hindi* sub-branch (representing two languages). Each of these translations is for a language spoken in Bangladesh, India, Nepal, and/or Pakistan, and each is a full BT. There are no translations for low-resource languages from this language family and geography available in the corpus. As a result, the Hindi (hin-hin2017) and Eastern Panjabi (pan-pan) translations were chosen for the source and target translation pairing, with the Gujarati translation (guj-gju2017) as the related language translation. Results are summarized in Table 9.

### C.5 Niger-Congo

For the Niger-Congo language family, the *Volta-Congo > Benue-Congo > Bantoid > Southern > Narrow-Bantu > Central* branch contains 354 languages. Of these 354 languages, the eBible corpus contains 19 translations for languages spoken in Tanzania, including three Swahili full BTs, two NT+ translations (Kwere (cwe-cwe) and Vidunda (vid-vid)), and 14 NT-only translations. Among these translations, the Swahili translation (swh-swhonen) was selected as the source and the Kwere translation (cwe-cwe) was selected as the target, and the Vidunda translation (vid-vid) was selected as the related language translation. Preference was given to the Kwere and Vidunda translations due to their partial OT content. Results are summarized in Table 10.

Target Language(s)		National/Gateway Language(s)		Related Language(s)	
Language	Translation	sw-hw-hw	sw-hw-hw	cwe-cwe	vid-vid
Kwere*	cwe-cwe	<b>0.4382</b>	0.3758	N/A	<b>0.4912</b>
Isanzu	isn-isn	0.3245	0.5625	0.2638	0.2424
Kutu	kdc-kdc	0.4326	0.3685	0.5347	0.4760
Makonda	kde-kde	0.4509	0.3672	0.4451	0.4315
Kisi	kiz-kiz	0.4320	0.7855	0.3446	0.3304
Mwera	mwe-mwe	0.4216	0.3560	0.4287	0.4382
Ndamba	ndj-ndj	0.4098	0.3544	0.4609	0.4808
Ngulu	ngp-ngp	0.3891	0.3383	0.4459	0.4112
Ngindo	nnq-nnq	0.4118	0.3517	0.4602	0.4754
Pogolo	poy-poy	0.4235	0.3608	0.4745	0.4781
Kara	reg-reg	0.3732	0.5998	0.3143	0.2850
Luguru	ruf-ruf	0.4457	0.3807	0.5570	0.4701
Vidunda*	vid-vid	0.4045	0.3462	<b>0.4913</b>	N/A
Vwanji	wbi-wbi	0.3477	0.4811	0.3169	0.2933
Zaramo	zaj-zaj	0.4652	0.3965	0.4784	0.4331
Zigula	ziw-ziw	0.4149	0.3624	0.4748	0.4451

Table 10: Source / Target / Related Language Alignment Scores (Niger-Congo).

## C.6 Otomanguean

For the Otomanguean language family with 179 total languages, the *Eastern-Otomanguean* > *Popolocan-Zapotecan* > *Zapotecan* branch contains 64 languages. Of these 64 languages, the eBible corpus contains 28 translations for languages spoken in Mexico, including three acNT+ translations<sup>3</sup>, and 25 NT-only translations; there are no full BTs from this branch. Among these translations, a Spanish translation (spa-sparvg) translation was selected as the source and the Zapotec Tabaa translation (zat-zatNTps) was selected as the target; preference was given to the Zapotec Tabaa translation due to its partial OT content. The Zapotec Cajonos translation (zad-zadNT) was selected as the related language translation. Results are summarized in Table 11.

## C.7 Sino-Tibetan

For the Sino-Tibetan language family (458 total languages), the *Tibeto-Burman* > *Western Tibeto-Burman* branch contains 442 languages. Of these 442 languages, the eBible corpus contains 15 translations spread across the *Kuki-Chin* (eight), *Ngwi-Burmese* (three), and *Western Tibeto-Burman* (four) sub-branches. Translations from these sub-branches are for languages spoken in China, India, Myanmar, and Nepal, with eight full Bible, one NT+, and six NT-only translations. The best alignment results were seen with a Nepali translation (npi-npiulb) as the source and the Eastern Tamang translation (taj-taj) as the target. The Limbu translation in Devanagari script (lif-lifNT2) was selected

<sup>3</sup>Zapotec Rincón (zar-zarNT), Zapotec Tabaa (zat-zatNTps), and Zapotec Yatee (zty-ztyNTps).

Target Language(s)		National/Gateway Language(s)		Related Language(s)	
Language	Translation	spa-sparvg	zar-zarNT	zat-zatNTps	
Chatino, Tataltepec	cta-ctaNT	0.1029	0.1229	0.1214	
Chatino, Western Highland	ctp-ctpNT	0.0947	0.1165	0.1157	
Chatino, Nopala	cya-cya	0.1718	0.1718	0.1667	
Zapotec, Sierra de Juárez	zaa-zaaNT	0.1662	0.1663	0.1653	
Zapotec, Western Tlacolula Valley	zab-zabNT	0.2092	0.2281	0.2456	
Zapotec, Ocotlán	zac-zacNT	0.1733	0.1896	0.2022	
Zapotec, Cajonos	zad-zadNT	0.1877	0.2485	<b>0.2757</b>	
Zapotec, Isthmus	zai-zaiNT	0.1835	0.2000	0.1957	
Zapotec, Miahuatlán	zam-zamNT	0.1161	0.1362	0.1369	
Zapotec, Ozolotepec	zao-zaoNT	0.1810	0.2056	0.2119	
Zapotec, Rincón	zar-zarNT*	0.1901	N/A	N/A	
Zapotec, Santo Domingo Albarradas	zas-zasNT	0.1858	0.2301	0.2420	
Zapotec, Tabaa	zat-zatNTps*	<b>0.1869</b>	N/A	N/A	
Zapotec, Yatzaachi	zav-zavNT	0.1536	0.1960	0.2049	
Zapotec, Mitla	zaw-zawNT	0.2094	0.2202	0.2263	
Zapotec, Coatecas Altas	zca-zcaNT	0.1567	0.1855	0.1825	
Zapotec, Choapan	zpc-zpcNT	0.1439	0.2057	0.2097	
Zapotec, Mixtepec	zpm-zpmNT	0.1215	0.1387	0.1370	
Zapotec, Amatlán	zpo-zpoNT	0.1718	0.1985	0.2027	
Zapotec, Zoogocho	zpq-zpqNT	0.1549	0.2162	0.2371	
Zapotec, Yalálag	zpu-zpuNT	0.1557	0.2148	0.2440	
Zapotec, Chichicapan	zpv-zpvNT	0.1642	0.1836	0.1948	
Zapotec, Texmelucan	zpz-zpzNTpp	0.1438	0.1727	0.1745	
Zapotec, Southern Rincón	zsr-zsrNT	0.1988	0.9000	0.3517	
Zapotec, Quiquitaní-Quierí	zti-ztiNT	0.1676	0.1944	0.2111	
Zapotec, Yatee	zty-ztyNTps*	0.1782	0.5623	0.4381	

Table 11: Source / Target / Related Language Alignment Scores (Otomanguean).

Target Language(s)		National/Gateway Language(s)			Related Language(s)
Language	Translation	hin-hin2017	npi-npiulb	mya-mya	taj-taj
Zaiwa	atb-atbNT	0.1827	0.1640	0.1621	0.1545
Chin, Eastern Khumi	cek-cekak	0.2112	0.2074	0.1259	0.2237
Chin, Thaphum	cth-cth	0.1821	0.1806	0.1237	0.2478
Chin, Siyin	csy-csy	0.2078	0.1843	0.1423	0.1854
Chin, Matu	hit-hit	0.2281	0.2170	0.1229	0.2208
Chin, Matu	hit-hitmsb	0.2296	0.2191	0.1237	0.2216
Chin, Matu	hit-hitthb	0.1678	0.1698	0.1195	0.1559
Limbu (Limbu*)	lif-lifNT	0.2108	0.2665	0.1142	0.1513
Limbu (Deva)	lif-lifNT2	0.2093	0.2660	0.1131	0.1509
Sunwar	suz-suzBI	0.2008	0.2065	0.1107	0.1563
Tamang, Eastern	taj-taj	0.1959	<b>0.2657</b>	0.1204	0.1344
Chin, Thado	tcz-tczhongthu	0.1271	0.1303	0.0976	0.1207
Chin, Zyphe	zyp-zypNT	0.1765	0.1824	0.1399	0.1583

Table 12: Source / Target / Related Language Alignment Scores (Sino-Tibetan).

for the related language translation. Results are summarized in Table 12.

## C.8 Trans-New Guinea

For the Trans-New Guinea language family (481 total languages), the *Finisterre-Huon* > *Finisterre* branch contains 40 languages and the *Madang* > *Croisilles* branch contains 57 languages. The eBible corpus contains 10 translations from the *Finisterre-Huon* > *Finisterre* branch; five of these are NT-only translations and five are NT+ translations. For the *Madang* > *Croisilles* branch, the eBible corpus contains eight translations; six of these are NT-only translations and two are NT+ translations. These translations are for languages spoken in Papua New Guinea, where national languages are English and Tok Pisin (tpi). The best alignment results were observed with a Tok Pisin translation (tpi-tpiOTNT) as the source and the Yopno translation (yut-yut) as the target, while the Iyo translation (nca-nca) was selected for the related language translation. Results are summarized in Table 13.

Target Language(s)		National/Gateway Language(s)		Related Language(s)	
Language	Translation	tpi-tpi	tpi-tpiOTNT	yut-yut	acy-acy
<i>Finisterre-Huon &gt; Finisterre Sub-branch</i>					
Gwahatike	dah-dah	0.1354	0.1354	0.1545	N/A
Tuma-Irumu	iou-iou*	0.1573	0.1573	0.1902	N/A
Iyo	nca-nca	0.2034	0.2034	<b>0.2677</b>	N/A
Numanggang	nop-nop*	0.1790	0.1790	0.2261	N/A
Rawa	rwo-rwo-karo	0.1913	0.1913	0.1859	N/A
Rawa	rwo-rwo-rawa	0.1917	0.1917	0.1854	N/A
Uri	uvh-uvh	0.1307	0.1307	0.1296	N/A
Wantoat	wnc-wnc*	0.1840	0.1840	0.1831	N/A
Yau	yuw-yuw	0.1774	0.1774	0.2161	N/A
Yopno	yut-yut*	<b>0.2252</b>	<b>0.2252</b>	N/A	N/A
<i>Madang &gt; Croisilles Sub-branch</i>					
Amele	acy-acy*	<b>0.2089</b>	<b>0.2089</b>	N/A	N/A
Girawa	bbr-bbr	0.1948	0.1948	N/A	0.2298
Nobonob	gaw-gaw	0.1875	0.1875	N/A	<b>0.2432</b>
Kein	bmh-bmh	0.1934	0.1934	N/A	0.2171
Mauwake	mhl-mhl	0.1659	0.1659	N/A	0.1809
Bargam	mlp-mlp	0.1868	0.1868	N/A	0.1971
Usan	wnu-wnu	0.1592	0.1592	N/A	0.1765
Waskia	wsk-wsk*	0.1866	0.1866	N/A	0.2353

Table 13: Source / Target / Related Language Alignment Scores (Trans-New Guinea).

## D Biblical Book Identifiers

Table 14 lists the standard three-character book identifiers utilized as part of the unified standard format markers (USFM) format.

## E Extended Results

In this section, we include additional results of interest, represented in tabular form. Several of these tables have figure analogs in the main body of the paper. First, we consider the effect of increasing model size for Meta’s NLLB model, which is available in five different configurations, ranging from 600M to 54.5B parameters. To evaluate the potential benefits of working with the larger models, the NLLB-1.3B (distilled) model was fine-tuned on one of the same train/test/validation splits from the previous tests. This was done for the Dravidian, Niger-Congo, and Sino-Tibetan translation pairings. Translation accuracy metrics with the NLLB-1.3B-distilled models were consistently better for each translation pairing than with the NLLB-600M model, as shown in 15.

Next, we consider how model complexity improves performance across all five scoring metrics, as shown in Table 16.

We also reiterate the median performance across scoring metrics, along with counts for the total number of available verses per each target translation, as shown in Table 17.

Table 18 shows BLEU, spBLEU, and chrF3 scores for the CV task as well as the *Gospel Translation* task.

Book Name	Identifier
Genesis	GEN
Exodus	EXO
Leviticus	LEV
Numbers	NUM
Deuteronomy	DEU
Joshua	JOS
Judges	JDG
Ruth	RUT
1 Samuel	1SA
2 Samuel	2SA
1 Kings	1KI
2 Kings	2KI
1 Chronicles	1CH
2 Chronicles	2CH
Ezra	EZR
Nehemiah	NEH
Esther	EST
Job	JOB
Psalms	PSA
Proverbs	PRO
Ecclesiastes	ECC
Song of Songs	SNG
Isaiah	ISA
Jeremiah	JER
Lamentations	LAM
Ezekiel	EZK
Daniel	DAN
Hosea	HOS
Joel	JOL
Amos	AMO
Obadiah	OBA
Jonah	JON
Micah	MIC
Nahum	NAH
Habakkuk	HAB
Zephaniah	ZEP
Haggai	HAG
Zechariah	ZEC
Malachi	MAL
Matthew	MAT
Mark	MRK
Luke	LUK
John	JHN
Acts of the Apostles	ACT
Romans	ROM
1 Corinthians	1CO
2 Corinthians	2CO
Galatians	GAL
Ephesians	EPH
Philippians	PHP
Colossians	COL
1 Thessalonians	1TH
2 Thessalonians	2TH
1 Timothy	1TI
2 Timothy	2TI
Titus	TIT
Philemon	PHM
Hebrews	HEB
James	JAS
1 Peter	1PE
2 Peter	2PE
1 John	1JN
2 John	2JN
3 John	3JN
Jude	JUD
Revelation	REV

Table 14: Three-letter identifiers for Biblical books (excluding those not used in this work).



TranslationPairing	Model	BLEU	spBLEU	chrF3	WER	TER
Dravidian	NLLB-600M	21.7	40.0	59.5	46.6	69.7
	NLLB-1.3B-distilled	<b>24.9 (+3.2)</b>	<b>44.2 (+4.2)</b>	<b>62.7 (+3.2)</b>	<b>43.9 (-2.7)</b>	<b>65.6 (-4.1)</b>
Niger-Congo	NLLB-600M	28.3	37.9	60.5	43.6	65.2
	NLLB-1.3B-distilled	<b>29.9 (+1.6)</b>	<b>40.0 (+2.1)</b>	<b>62.2 (+1.7)</b>	<b>41.7 (-1.9)</b>	<b>63.1 (-2.1)</b>
Sino-Tibetan	NLLB-600M	31.5	49.5	57.9	<b>52.0</b>	64.0
	NLLB-1.3B-distilled	<b>33.1 (+1.6)</b>	<b>51.0 (+1.5)</b>	<b>59.9 (+2.0)</b>	52.1 (+0.1)	<b>62.3 (-1.7)</b>

Table 15: Model size impact, NLLB-600M versus NLLB-1.3B (distilled).

TranslationPairing	MT Technology	BLEU	spBLEU	chrF3	WER	TER
Dravidian	SMT	9.8	20.1	36.9	98.6	84.4
	OpenNMT	13.3	28.0	46.9	56.3	79.0
	NLLB-600M	21.7	39.8	58.2	47.0	68.6
	NLLB-1.3B-distilled*	<b>24.9</b>	<b>44.2</b>	<b>62.7</b>	<b>43.9</b>	<b>65.6</b>
Niger-Congo	SMT	19.3	27.6	49.2	81.6	73.8
	OpenNMT	16.6	24.3	45.2	55.2	77.9
	NLLB-600M	28.8	37.9	60.4	43.9	65.2
	NLLB-1.3B-distilled*	<b>29.9</b>	<b>40.0</b>	<b>62.2</b>	<b>41.7</b>	<b>63.1</b>
Sino-Tibetan	SMT	9.9	30.8	42.1	60.2	84.4
	OpenNMT	10.2	26.5	37.4	66.9	86.8
	NLLB-600M	31.5	49.5	57.9	<b>52.0</b>	64.0
	NLLB-1.3B-distilled*	<b>33.1</b>	<b>51.0</b>	<b>59.9</b>	52.1	<b>62.3</b>

Table 16: Machine translation across model types (SMT, OpenNMT, and NLLB-600M). \*Five-fold CV is not performed on NLLB-1.3B-distilled due to training overheads.

TranslationPairing	Training Verses	BLEU	spBLEU	chrF3	WER	TER
Afro-Asiatic	7,394	29.9±1.4	38.4±1.5	52.5±1.2	51.6±1.3	67.2±1.6
Austronesian	7,404	<b>35.1±1.1</b>	39.4±1.1	54.2±0.6	49.1±1.6	62.0±1.4
Dravidian	30,589	21.7±0.8	39.8±0.8	58.2±0.6	47.0±0.9	68.6±0.9
Indo-European	30,599	30.5±1.0	40.4±1.1	55.7±0.7	<b>42.5±1.1</b>	<b>55.8±1.4</b>
Niger-Congo	13,304	28.8±1.0	37.9±0.7	<b>60.4±0.6</b>	43.9±0.7	65.2±1.1
Otomanguean	9,901	28.3±0.9	44.3±0.8	56.4±1.2	50.9±0.6	68.1±0.7
Sino-Tibetan	7,419	31.5±1.6	<b>49.5±1.5</b>	58.9±0.7	50.5±1.3	63.9±1.7
Trans-New Guinea	9,775	31.6±0.7	49.0±0.5	60.1±0.9	48.0±0.8	61.6±0.4

Table 17: Median translation accuracy scores by translation pairing.

TranslationPairing	CV Task			Gospel Translation Task		
	BLEU	spBLEU	chrF3	BLEU	spBLEU	chrF3
Afro-Asiatic	29.9	<b>38.4</b>	<b>52.1</b>	<b>30.2 (+0.3)</b>	35.8 (-2.6)	49.7 (-2.4)
Austronesian	<b>35.1</b>	<b>39.4</b>	<b>53.8</b>	33.7 (-1.4)	36.2 (-3.2)	52.6 (-1.2)
Dravidian	<b>21.7</b>	<b>39.8</b>	<b>58.5</b>	18.2 (-3.5)	35.1 (-4.7)	58.1 (-0.4)
Indo-European	30.5	40.4	55.5	<b>36.5 (+6.0)</b>	<b>44.5 (+4.1)</b>	<b>59.9 (+4.4)</b>
Niger-Congo	<b>28.8</b>	<b>37.9</b>	<b>60.1</b>	21.7 (-7.1)	29.7 (-10.2)	53.7 (-6.4)
Otomanguean	<b>28.3</b>	<b>44.3</b>	<b>56.7</b>	20.4 (-7.9)	34.5 (-9.8)	48.7 (-8.0)
Sino-Tibetan	<b>31.5</b>	<b>49.5</b>	<b>58.8</b>	30.6 (-0.9)	45.9 (-3.6)	56.1 (-2.7)
Trans-New Guinea	<b>31.6</b>	<b>49.0</b>	<b>59.8</b>	28.5 (-3.1)	41.7 (-7.3)	51.7 (-8.1)

Table 18: Scores for NLLB-600M fine-tuned models for the CV task and the Gospel Translation task.

Minor Prophet	Dravidian (BLEU)		Indo-European (BLEU)	
	Early OT Task	Late OT Task	Early OT Task	Late OT Task
HOS	10.4	16.6 (+6.2)	16.6	22.6 (+6.0)
JOL	10.2	19.2 (+9.0)	19.2	28.5 (+9.3)
AMO	7.2	17.9 (+10.7)	19.0	26.0 (+7.0)
OBA	5.4	16.7 (+11.3)	16.9	26.3 (+9.4)
MIC	7.0	14.7 (+7.7)	20.8	25.8 (+5.0)
NAH	4.5	10.9 (+6.4)	13.8	21.4 (+7.6)
HAB	5.9	9.8 (+3.9)	18.9	22.2 (+3.3)
ZEP	8.1	15.1 (+7.0)	19.1	29.2 (+10.1)
HAG	6.9	21.3 (+14.4)	17.9	34.3 (+16.4)
ZEC	8.3	16.6 (+8.3)	17.1	27.1 (+10.0)
MAL	8.2	11.9 (+3.7)	15.4	22.8 (+7.4)

Table 19: BLEU scores for NLLB-600M fine-tuned models on *Early OT* and *Late OT* tasks.

TranslationPairing	GEN	EXO	LEV	NUM	DEU	RUT	PSA	JON
Dravidian	11.8	8.9	6.4	6.5	6.4	8.1	10.9	9.2
Indo-European	23.6	17.0	19.3	16.7	17.9	18.6	20.3	20.9
Niger-Congo	18.9	16.0	12.7	14.7	12.8	N/A	N/A	N/A
Otomanguean	N/A	N/A	N/A	N/A	N/A	N/A	16.2	N/A
Trans-New Guinea	N/A	N/A	N/A	N/A	N/A	N/A	19.0	N/A

Table 20: BLEU scores for NLLB-600M fine-tuned models on the *Early OT* task.

Table 19 shows BLEU scores for various minor-prophet books with both the *Early OT* task (training set includes the full NT) and the *Late OT* task (training set includes the full NT and OT books except the minor prophets in the test set, shown below).

Table 20 shows BLEU scores for the NLLB model on the *Early OT* task.

Table 21 shows various scoring metrics for the *Gospel Translation* task, both with and without related languages supplied.

Table 22 shows the performance of fine-tuned NLLB on the *Epistle Translation* task.

Table 23 shows the fine-tuned NLLB model performance on the *NT Completion* task.

Translation Pairing	Gospel Translation (MAT) (Without Related Language)			Gospel Translation (MAT) (With Related Language)		
	BLEU	spBLEU	chrF3	BLEU	spBLEU	chrF3
Afro-Asiatic	<b>30.2</b>	<b>35.8</b>	<b>49.7</b>	28.5	33.8	48.0
Austronesian	33.7	36.2	52.6	<b>36.2</b>	<b>39.0</b>	<b>54.2</b>
Dravidian	18.2	35.1	58.1	<b>19.4</b>	<b>36.5</b>	<b>58.7</b>
Indo-European	<b>36.5</b>	<b>44.5</b>	59.9	36.0	44.2	<b>60.1</b>
Niger-Congo	<b>21.7</b>	<b>29.7</b>	<b>53.7</b>	21.1	28.7	52.2
Otomanguean	<b>20.4</b>	<b>34.5</b>	<b>48.7</b>	18.1	31.2	47.9
Sino-Tibetan	<b>30.6</b>	<b>45.9</b>	<b>56.1</b>	27.3	41.6	53.9
Trans-New Guinea	<b>28.5</b>	<b>41.7</b>	<b>51.7</b>	27.8	40.5	51.3

Table 21: BLEU, spBLEU, and chrF3 scores for NLLB-600M fine-tuned models on *Gospel Translation* (without *Related Language*) task and the *Gospel Translation* (with *Related Language*) task.

Translation Pairing	Epistle Translation (Without Related Language)					Epistle Translation (With Related Language)				
	1TH	2TH	1TI	2TI	TIT	1TH	2TH	1TI	2TI	TIT
Afro-Asiatic	<b>14.8</b>	<b>17.3</b>	<b>11.3</b>	<b>14.3</b>	<b>9.3</b>	14.2	14.6	11.2	12.3	8.1
Austronesian	20.1	21.5	19.9	23.5	19.8	<b>30.0</b>	<b>31.3</b>	<b>30.5</b>	<b>33.4</b>	<b>28.3</b>
Dravidian	11.4	<b>13.4</b>	7.0	8.1	<b>5.2</b>	<b>13.2</b>	13.1	<b>7.5</b>	<b>9.4</b>	4.8
Indo-European	<b>28.7</b>	<b>26.2</b>	<b>21.3</b>	<b>26.7</b>	<b>21.6</b>	26.0	24.0	18.8	24.2	20.2
Niger-Congo	14.9	16.7	15.1	14.5	13.6	<b>15.5</b>	<b>18.4</b>	<b>17.1</b>	<b>18.6</b>	<b>16.0</b>
Otomanguean	<b>16.2</b>	<b>14.0</b>	<b>15.5</b>	13.1	<b>15.6</b>	14.2	13.1	15.4	<b>13.4</b>	14.0
Sino-Tibetan	<b>18.8</b>	17.2	<b>16.2</b>	<b>18.2</b>	<b>18.3</b>	18.3	<b>18.9</b>	15.7	16.6	14.4
Trans-New Guinea	<b>18.7</b>	<b>20.5</b>	<b>16.9</b>	<b>17.6</b>	<b>15.0</b>	16.8	20.4	13.7	13.6	14.8

Table 22: BLEU scores for NLLB-600M fine-tuned models on *Epistle Translation (without Related Language)* task and the *Epistle Translation (with Related Language)* task.

Translation Pairing	NT Completion (Without Related Language)					NT Completion (With Related Language)						
	ROM		REV			ROM		REV				
	BLEU	spBLEU	chrF3	BLEU	spBLEU	chrF3	BLEU	spBLEU	chrF3	BLEU	spBLEU	chrF3
Afro-Asiatic	18.9	28.2	43.7	16.0	<b>25.6</b>	43.3	<b>19.4</b>	<b>29.1</b>	<b>44.3</b>	16.2	25.1	<b>43.7</b>
Austronesian	23.2	27.3	44.9	28.6	33.3	50.3	<b>31.5</b>	<b>35.0</b>	<b>50.7</b>	<b>40.1</b>	<b>44.0</b>	<b>58.0</b>
Dravidian	<b>12.8</b>	29.3	53.1	13.7	31.9	54.6	12.6	<b>29.5</b>	53.1	14.6	<b>32.6</b>	<b>55.7</b>
Indo-European	<b>30.0</b>	<b>38.2</b>	<b>56.1</b>	<b>29.2</b>	<b>38.1</b>	<b>54.3</b>	29.1	37.9	55.5	28.4	37.7	54.2
Niger-Congo	20.1	29.9	54.6	<b>23.5</b>	<b>32.3</b>	55.3	<b>22.3</b>	<b>32.1</b>	<b>57.1</b>	23.4	31.1	<b>56.2</b>
Otomanguean	22.1	<b>38.8</b>	53.1	20.6	35.5	51.1	22.1	38.6	<b>53.5</b>	<b>21.2</b>	<b>36.0</b>	<b>52.3</b>
Sino-Tibetan	23.3	41.4	51.6	23.3	<b>42.5</b>	53.2	<b>25.9</b>	<b>41.5</b>	<b>52.9</b>	<b>23.4</b>	42.3	<b>54.0</b>
Trans-New Guinea	<b>24.9</b>	<b>42.3</b>	<b>56.2</b>	<b>22.1</b>	<b>42.1</b>	<b>53.5</b>	22.2	40.0	53.2	20.9	41.2	52.7

Table 23: BLEU, spBLEU, and chrF3 scores for NLLB-600M fine-tuned models on *NT Completion (without Related Language)* task and the *NT Completion (with Related Language)* task.