

Attributing Image Generative Models using Latent Fingerprints

Guangyu Nie^{*1} Changhoon Kim^{*2} Yezhou Yang² Yi Ren¹

Abstract

Generative models have enabled the creation of contents that are indistinguishable from those taken from the nature. Open-source development of such models raised concerns about the risks in their misuse for malicious purposes. One potential risk mitigation strategy is to attribute generative models via fingerprinting. Current fingerprinting methods exhibit significant tradeoff between robust attribution accuracy and generation quality, and also lack designing principles to improve this tradeoff. This paper investigates the use of latent semantic dimensions as fingerprints, from where we can analyze the effects of design variables, including the choice of fingerprinting dimensions, strength, and capacity, on the accuracy-quality tradeoff. Compared with previous SOTA, our method requires minimum computation and is more applicable to large-scale models. We use StyleGAN2 and the latent diffusion model to demonstrate the efficacy of our method. Codes are available in [github](#).

1. Introduction

Generative models can now create synthetic content such as images and audio that are indistinguishable from those captured in nature (Karras et al., 2020; Rombach et al., 2022; Ramesh et al., 2022; Hawthorne et al., 2022). This poses a serious threat when used for malicious purposes, such as disinformation (Breland, 2019) and malicious impersonation (Satter, 2019). Such potential threats have slowed down the industrialization process of generative models, as conservative model inventors hesitate to release their source code (Yu et al., 2020). For example, in 2020, OpenAI refused to release the source code of their GPT-2 (Radford et al., 2019) model due to concerns over potential malicious use (Brockman et al., 2020). Additionally, the

source code for DALL-E (Ramesh et al., 2021) and DALL-E 2 (Ramesh et al., 2022) has not been released for the same reason (Mishkin & Ahmad, 2022).

One potential solution is model attribution (Yu et al., 2018; Kim et al., 2021; Yu et al., 2020), where the model distributor tweaks each user-end model to generate content with model-specific fingerprints. In practice, we consider a scenario where the model distributor or regulator maintains a database of user-specific keys corresponding to each user’s downloaded model. In the event of a malicious attempt, the regulator can identify the user responsible for the attempt by using attribution.

Formally, let a set of n generative models be $\mathcal{G} := \{g_i(\cdot)\}_{i=1}^n$ where $g_i(\cdot) : \mathbb{R}^{d_z} \rightarrow \mathbb{R}^{d_x}$ is a mapping from an easy-to-sample distribution p_z to a fingerprinted data distribution $p_{x,i}$ in the content space, and is parameterized by a binary-coded key $\phi_i \in \Phi := \{0, 1\}^{d_\phi}$. Let $f(\cdot) : \mathbb{R}^{d_x} \rightarrow \Phi$ be a mapping that attributes contents to their source models (Fig. 1(b)). We consider four performance metrics of a fingerprinting mechanism: The *attribution accuracy* of g_i is defined as

$$A(g_i) = \mathbb{E}_{z \sim p_z} [\mathbb{1}(f(g_i(z)) = \phi_i)]. \quad (1)$$

The *generation quality* of g_i measures the difference between $p_{x,i}$ and the data distribution used for learning \mathcal{G} , e.g., the Fréchet Inception Distance (FID) score (Heusel et al., 2017) for images. Inception score (IS) (Salimans et al., 2016) is also measured for $p_{x,i}$ as additional *generation quality* metrics. *Fingerprint secrecy* is measured by the mean peak signal-to-noise ratio (PSNR) of individual images drawn from $p_{x,i}$. Compared with generation quality, this metric focuses on how obvious fingerprints are rather than how well two content distributions match. Lastly, the *fingerprint capacity* is $n = 2^{d_\phi}$.

Existing model attribution methods exhibit a significant tradeoff between attribution accuracy, generation quality, and secrecy, particularly when countermeasures against deattribution attempts, e.g., image postprocesses, are considered. For example, Kim et al. (2021) use shallow fingerprints for image generators in the form of $g_i(z) = g_0(z) + \phi_i$ where $g_0(\cdot)$ is an unfingerprinted model and show that ϕ_i s have to significantly alter the original contents to achieve good attribution accuracy against image blurring, causing an un-

^{*}Equal contribution ¹ School for Engineering of Matter, Transport and Energy, Arizona State University ² School of Computing and Augmented Intelligence, Arizona State University. Correspondence to: Yezhou Yang <yz.yang@asu.edu>, Yi Ren <yren32@asu.edu>.

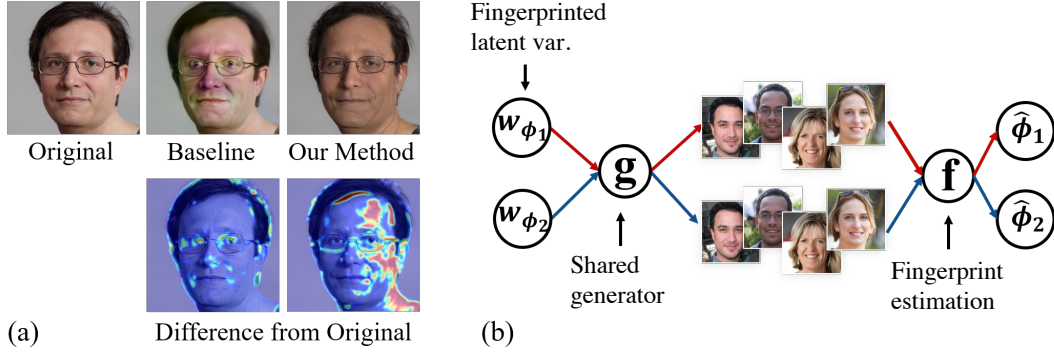


Figure 1: (a) Visual comparison between latent fingerprinting (our method) and shallow fingerprinting (Kim et al., 2021) (baseline). Our method uses subtle semantic changes, rather than strong noises, to maintain attribution accuracy against image postprocesses. (b) Schematic of latent fingerprinting: The same generator g and fingerprint estimator f are used for all fingerprinting models. Our method thus requires minimal compute and is scalable to large latent diffusion models.

favorable drop in generation quality and secrecy (Fig. 1(a)).

To improve this tradeoff, we investigate in this paper latent fingerprints in the form of $g_i(z) = g_0(\psi(z) + \phi_i)$, where $w := \psi(z) \in \mathbb{R}^{d_w}$ contains disentangled semantic dimensions that allow a smoother mapping to the content space (Fig. 1(a)). Such ψ has been incorporated in popular models such as StyleGAN (SG) (Karras et al., 2019; 2020), where w is the style vector, and latent diffusion models (LDM) (Rombach et al., 2022), where w comes from a diffusion process. Existing studies on semantic editing showed that \mathbb{R}^{d_w} consists of linear semantic dimensions (Härkönen et al., 2020; Zhu et al., 2021). Inspired by this, we hypothesize that using subtle yet semantic changes as fingerprints will improve the robustness of attribution accuracy against image postprocesses, and thus investigate the performance of fingerprints that are generated by perturbations along latent dimensions of \mathbb{R}^{d_w} . Specifically, we consider latent dimensions as eigenvectors of the covariance matrix of the latent distribution p_w , denoted by Σ_w .

Contributions. (1) We propose a novel fingerprinting strategy that directly embeds the fingerprints into pretrained generative model, as a mean to achieve responsible white-box model distribution. (2) We prove and empirically verify that there exists an intrinsic tradeoff between attribution accuracy and generation quality. This tradeoff is affected by fingerprint variables including the choice of the fingerprinting space, the fingerprint strength, and its capacity. Parametric studies on these variables for StyleGAN2 (SG2) and a Latent Diffusion Model (LDM) lead to improved accuracy-quality tradeoff from the previous SOTA. In addition, our method requires negligible computation compared with previous SOTA, rendering it more applicable to popular large-scale models, including latent diffusion ones. (3) We show that using a postprocess-specific LPIPS metric for model attribution leads to further improved attribution accuracy against image postprocesses.

2. Related Work

Model attribution through fingerprint encoding and decoding. Yu et al. (2020) propose to encode binary-coded keys into images through $g_i(z) = g_0([z, \phi_i])$ and to decode them via another learnable function. This requires joint training of the encoder and decoder over $\mathbb{R}^{d_z} \times \Phi$ to empirically balance attribution accuracy and generation quality. Since fingerprint capacity is usually high (i.e., 2^{d_ϕ}), training is made tractable by sampling only a small subset of fingerprints. Thus this method is computationally expensive and lacks a principled understanding of how the fingerprinting mechanism affects the accuracy-quality tradeoff. In contrast, our method does not require any additional training and mainly relies on simple principle component analysis of the latent distribution.

Certifiable model attribution through shallow fingerprints. Kim et al. (2021) propose shallow fingerprints $g_i(z) = g_0(z) + \phi_i$ and linear classifiers for attribution. These simplifications allow the derivation of sufficient conditions of Φ to achieve certifiable attribution of \mathcal{G} . Since the fingerprints are added as noises rather than semantic changes coherent with the generated contents, increased noise strength becomes necessary to maintain attribution accuracy under postprocesses. While this paper does not provide attribution certification for latent fingerprint, we discuss the technical feasibility and challenges in achieving this goal.

StyleGAN and low-rank subspace. Our study focuses on popular image generation models which share an architecture rooted in SG: A Gaussian distribution is first transformed into a latent distribution (p_w), samples from which are then decoded into images. Härkönen et al. (2020) apply principal component analysis on p_w distribution and found semantically meaningful editing directions. Zhu et al. (2021) use local Jacobian ($\nabla_w g$) to derive perturbations that enable local semantic editing of generated images, and

show that such semantic dimensions are shared across the latent space. In this study, we show that the mean of the Gram matrix for local editing ($\mathbb{E}_{w \sim p_w} [\nabla_w g^T \nabla_w g]$) and the covariance of w (Σ_w) are qualitatively similar in that both reveal major to minor semantic dimensions through their eigenvectors.

GAN inversion. The model attribution problem can be formulated as a GAN inversion problem. A learning-based inversion (Perarnau et al., 2016; Bau et al., 2019) optimizes parameters of the encoder network which map a image to latent code z . On the other hand, optimization-based inversion (Abdal et al., 2019; Huh et al., 2020) solve for latent code z that minimizes distance metric between a given image and generated image $g(z)$. The learning-based method is computationally more efficient in the inference stage compared to optimization-based method. However, optimization-based GAN inversion achieves a superior quality of latent interpretation, which can be referred to as the quality-time trade-off (Xia et al., 2022). In our method, we utilized the optimization-based inversion, as faithful latent interpretation is critical in our application. To further enforce faithful latent interpretation, we incorporate existing techniques, e.g., parallel search, to solve this non-convex problem, but uniquely exploit the fact that fingerprints are small latent perturbations to enable analysis on the accuracy-quality tradeoff.

3. Methods

3.1. Notations and preliminaries

Notations. For $x \in \mathbb{R}^n$ and $A \in \mathbb{R}^{n \times m}$, denote by $\text{proj}_A x$ the projection of x to $\text{span}(A)$, and by A^\dagger the pseudo inverse of A . For parameter a , we denote by \hat{a} its estimate and $\epsilon_a = \hat{a} - a$ the error. $\nabla_x f$ is the gradient of f with respect to x , $\mathbb{E}_{x \sim p_x}[\cdot]$ is an expectation over p_x , and $\text{tr}(B)$ (resp. $\det(B)$) is the trace (resp. determinant) of $B \in \mathbb{R}^{n \times n}$. $\text{diag}(\lambda) \in \mathbb{R}^{n \times n}$ diagonalizes $\lambda \in \mathbb{R}^n$.

Latent Fingerprints. Contemporary generative models, e.g., SG2 and LDM, consist of a disentanglement mapping $\psi : \mathcal{R}^{d_z} \rightarrow \mathcal{R}^{d_w}$ from an easy-to-sample distribution p_z to a latent distribution p_w , followed by a generator $g : \mathcal{R}^{d_w} \rightarrow \mathcal{R}^{d_x}$ that maps w to the content space. In particular, ψ is a multilayer perception network in SG2 and a diffusion process in a diffusion model. Existing studies showed that linear perturbations along principal components of $\nabla_w g$ enable semantic editing, and such perturbation directions are often applicable over $w \sim p_w$ (Härkönen et al., 2020; Zhu et al., 2021). Indeed, instead of local analysis on the Jacobian, (Härkönen et al., 2020) showed that principal component analysis directly on p_w also reveals semantic dimensions. This paper follows these existing findings and uses a subset of semantic dimensions as fingerprints. Specifically, let $U \in \mathbb{R}^{d_w \times (d_w - d_\phi)}$ and

$V \in \mathbb{R}^{d_w \times d_\phi}$ be orthonormal and complementary. Given random seed $z \in \mathbb{R}^{d_z}$, user-specific key $\phi \in \mathbb{R}^{d_\phi}$, and strength $\sigma \in \mathbb{R}$, let $\alpha = U^\dagger \text{proj}_U \psi(z) \in \mathbb{R}^{d_w - d_\phi}$, the fingerprinted latent variable is

$$w_\phi(\alpha) = U\alpha + \sigma V\phi, \quad (2)$$

where $\alpha \sim p_\alpha$ and p_α is induced by p_w . Then, the user can generate fingerprinted images, $g(w_\phi(\alpha))$. The choice of (U, V) and σ affects the attribution accuracy and generalization performance, which we analyze in Sec. 3.2.

Attribution. To decode user-specific key from the image $g(w_\phi(\alpha))$, we formulate an optimization problem:

$$\begin{aligned} \min_{\hat{\alpha}, \hat{\phi}} \quad & l(g(w_{\hat{\phi}}(\hat{\alpha})), g(w_\phi(\alpha))) \\ \text{s.t.} \quad & \hat{\alpha}_i \in [\alpha_{l,i}, \alpha_{u,i}], \quad \forall i = 1, \dots, d_w - d_\phi. \end{aligned}$$

While l is l_2 norm for analysis in Sec. 3.2, here we minimize LPIPS (Zhang et al., 2018) which measures the perceptual difference between two images. Through experiments, we discovered that attribution accuracy can be improved by constraining α . Here the upper and lower bounds of α are chosen based on the empirical limits observed from p_α . In practice, we introduce a penalty on $\hat{\alpha}$ with large enough Lagrange multipliers and solve the resulting unconstrained problem. To avoid convergence to unfavorable local solutions, we also employ parallel search with n initial guesses of $\hat{\alpha}$ drawn through Latin hypercube sampling (LHS).

3.2. Accuracy-quality tradeoff

Attribution accuracy. Define $J_w = \nabla g(w)$, $H_w = J_w^T J_w$. Let $\bar{H}_w = \mathbb{E}_{w \sim p_w} [H_w]$ be the mean Gram matrix, and $\bar{H}_\phi = \mathbb{E}_{\alpha \sim p_\alpha} [H_{w_\phi(\alpha)}]$ be its fingerprinted version. Let $l : \mathbb{R}^{d_x} \times \mathbb{R}^{d_x} \rightarrow \mathbb{R}$ be a distance metric between two images, $(\hat{\alpha}, \hat{\phi})$ the estimates. To analyze how (V, U) affects the attribution accuracy, we use the following simplifications and assumptions: **(A1)** $l(\cdot, \cdot)$ is the l_2 norm. **(A2)** Both $\|\epsilon_\alpha\|$ and σ are small. In practice we achieve small $\|\epsilon_\alpha\|$ through parallel search (see Appendix B). **(A3)** Since our focus is on ϵ_ϕ , we further assume that the estimation of α , denoted by $\hat{\alpha}(\alpha)$, is independent from ϕ , and ϵ_α is constant. This allows us to ignore the subroutine for computing $\hat{\alpha}(\alpha)$ and turns the estimation problem to an optimization with respect to only ϵ_ϕ . Formally, we have the following proposition (see Appendix A.1 for proof):

Proposition 3.1. $\exists c > 0$ such that if $\sigma \leq c$ and $\|\epsilon_\alpha\|_2 \leq c$, the fingerprint estimation problem

$$\min_{\hat{\phi}} \quad \mathbb{E}_{\alpha \sim p_\alpha} \left[\|g(w_{\hat{\phi}}(\hat{\alpha}(\alpha))) - g(w_\phi(\alpha))\|_2^2 \right]$$

has an error $\epsilon_\phi = -(\sigma^2 V^T \bar{H}_\phi V)^{-1} V^T \bar{H}_\phi U \epsilon_\alpha$.

Remarks: (1) Similar to the classic design of the experiment, one can reduce $\|\epsilon_\phi\|$ by maximizing $\det(V^T \bar{H}_\phi V)$,

Table 1: Attribution accuracy and generation quality of the proposed method. FID- g_0 and IS- g_0 represent the baseline FID and inception score for the image quality of generative models prior to fingerprinting. \uparrow (\downarrow) indicates higher (lower) is desired. Standard deviation is in parenthesis.

Model	Dataset	Attribution Accuracy			Image Quality				
		Ours	w/o α -reg	w/o LHS	FID- g_0	FID \downarrow	IS- g_0 \uparrow	IS \uparrow	PSNR \uparrow
SG2	FFHQ	0.983	0.877	0.711	7.24	8.59	5.16	4.96	32.5 (1.65)
SG2	AFHQ Cat	0.993	0.991	0.972	6.35	7.87	1.65	2.32	38.14 (1.79)
SG2	AFHQ Dog	0.999	0.998	0.981	3.80	5.36	9.76	12.33	37.7 (1.91)
LDM	FFHQ	0.996	0.364	0.872	12.34	13.63	4.50	4.35	31.22 (1.90)

which sets columns of V as the eigenvectors associated with the largest d_ϕ eigenvalues of \bar{H}_ϕ . However, \bar{H}_ϕ is neither computable because ϕ is unknown during the estimation, nor is it tractable because $J_{w_\phi(\alpha)}$ is large in practice. To this end, we propose to use the covariance of p_w , denoted by Σ_w , to replace \bar{H}_ϕ in experiments. In Appendix C, we support this approximation empirically by showing that Σ_w and \bar{H}_w (the non-fingerprinted mean Gram matrix) are qualitatively similar in that the principal components of both matrices offer disentangled semantic dimensions. (2) Let the k th largest eigenvalue of \bar{H}_w be γ_k . By setting columns of V as the eigenvectors of \bar{H}_w associated with the largest d_ϕ eigenvalues, and by noting that $\hat{\phi}$ is accurate only when all of its elements match with ϕ ((1)), the worst-case estimation error is governed by $\gamma_{d_\phi}^{-1}$. This means that higher key capacity, i.e., larger d_ϕ , leads to worse attribution accuracy. (3) From the proposition, $\epsilon_\phi = 0$ if V and U are complementary sets of eigenvectors of \bar{H}_ϕ . In practice this decoupling between ϵ_ϕ and ϵ_α cannot be achieved due to the assumptions and approximations we made.

Generation quality. For analysis purpose, we approximate the original latent distribution p_w by $w = \mu + U\alpha + V\beta$ where $\alpha \sim \mathcal{N}(0, \text{diag}(\lambda_U))$, $\beta \sim \mathcal{N}(0, \text{diag}(\lambda_V))$, and $\mu = \mathbb{E}_{w \sim p_w}[w]$. $\lambda_U \in \mathbb{R}^{d_w - d_\phi}$ and $\lambda_V \in \mathbb{R}^{d_\phi}$ are calibrated to match p_w . Denote $\lambda_{V, \max} = \max_i \{\lambda_{V, i}\}$. A latent distribution fingerprinted by ϕ is similarly approximated as $w_\phi = \mu + U\alpha + \sigma V\phi$. With mild abuse of notation, let g be the mapping from the latent space to a feature space (usually defined by an Inception network in FID) and is continuously differentiable. Let the mean and covariance matrix of w_i be μ_i and Σ_i , respectively. Denote by $\bar{H}_U = \mathbb{E}_\alpha [J_{\mu+U\alpha}^T J_{\mu+U\alpha}]$ the mean Gram matrix in the subspace of U , and let $\gamma_{U, \max}$ be the largest eigenvalue of \bar{H}_U . We have the following proposition to upper bound $\|\mu_0 - \mu_1\|_2^2$ and $|\text{tr}(\Sigma_0) - \text{tr}(\Sigma_1)|$, both of which are related to the FID score for measuring the generation quality (see Appendix A.2 for proof):

Proposition 3.2. *For any $\tau > 0$ and $\eta \in (0, 1)$, $\exists c(\tau, \eta) > 0$ and $\nu > 0$, such that if $\sigma \leq c(\tau, \eta)$ and $\lambda_{V, i} \leq c(\tau, \eta)$ for all $i = 1, \dots, d_\phi$, then $\|\mu_0 - \mu_1\|_2^2 \leq \sigma^2 \gamma_{U, \max} d_\phi + \tau$ and $|\text{tr}(\Sigma_0 - \Sigma_1)| \leq \lambda_{V, \max} \gamma_{U, \max} d_\phi + 2\nu\sigma\sqrt{d_\phi} + \tau$ with*

probability at least $1 - \eta$.

Remarks: Recall that for improving attribution accuracy, a practical approach is to choose V as eigenvectors associated with the largest eigenvalues of Σ_w . Notices that with the approximated distribution with $\alpha \sim \mathcal{N}(0, \text{diag}(\lambda_U))$ and $\beta \sim \mathcal{N}(0, \text{diag}(\lambda_V))$, $\Sigma_w = \text{diag}([\lambda_U^T, \lambda_V^T]^T)$. On the other hand, from Proposition 3.2, generation quality improves if we minimize $\lambda_{V, \max}$ by choosing V according to the smallest eigenvalues of Σ_w . In addition, smaller key capacity (d_ϕ) and lower strength (σ) also improve the generation quality. Propositions 3.1 and 3.2 together reveal the intrinsic accuracy-quality tradeoff.

Fingerprinting secrecy. Lastly, the analysis on fingerprinting secrecy is straight forward using the same proof techniques: We note that PSNR is a monotonically decreasing function of the MSE $\|g(\mu + U\alpha) - g(\mu + U\alpha + \sigma V\phi)\|_2^2$ and therefore we can use the following proposition to analyze the effect of fingerprint variables on secrecy (proof in Appendix A.3):

Proposition 3.3. *For any $\tau > 0$, $\exists c(\tau) > 0$ such that if $\sigma \leq c(\tau)$,*

$$\begin{aligned} \mathbb{E}_{\alpha \sim p_\alpha} [\|g(\mu + U\alpha) - g(\mu + U\alpha + \sigma V\phi)\|_2^2] \\ \leq \sigma^2 \gamma_{U, \max} d_\phi + \tau. \end{aligned} \quad (3)$$

4. Experiments

In this section, we present empirical evidence of the accuracy-quality tradeoff and show an improved tradeoff from the previous SOTA by using latent fingerprints. Experiments are conducted for both with and without a combination of postprocesses including (image noising, blurring, and JPEG compression, and their combination).

4.1. Experiment settings

Models, data, and metrics. We conduct experiments on SG2 (Karras et al., 2020) and LDM (Rombach et al., 2022) models trained on various datasets including FFHQ (Karras et al., 2019), AFHQ-Cat, and AFHQ-Dog (Choi et al., 2020). Generation quality is measured by the Frechet Inception distance (FID) (Heusel et al., 2017) and inception score




Figure 2: Visualization of fingerprints along minor and major principal components of the covariance of the latent distribution. (Top) StyleGAN2. (Bottom) Latent Diffusion Model (LDM).

(IS) (Salimans et al., 2016), attribution accuracy by (1), and fingerprint secrecy by PSNR.

Latent fingerprint dimensions. To approximate Σ_w , we drew 10K samples from p_w for SG2, which has a semantic latent space dimensionality of 512, and 50K samples from p_w for LDM, which has a semantic latent space dimensionality of 12,288. We define fingerprint dimensions V as a subset eigenvectors of Σ_w associated with consecutive eigenvalues: $V := PC[i : j]$, where PC is the full set of principal components of Σ_w sorted by their variances in the descending order, and i and j represent the starting and ending indices of the subset.

Attribution. To compute the empirical accuracy (Eq. (1)), we use 1K samples drawn from p_z for each fingerprint ϕ , and use 1K fingerprints where each bit is drawn independently from a Bernoulli distribution with $p = 0.5$. In Table 1, we show that both constraints on $\hat{\alpha}$ and parallel search with 20 initial guesses improve the empirical attribution accuracy across models and datasets. Notably, constrained estimation is essential for the successful attribution of LDMs. In these experiments, V is chosen as the eigenvectors associated with the 64 smallest eigenvalues of Σ_w as a worst-case scenario for attribution accuracy.

4.2. Attribution performance without postprocessing

We present generation quality results in Table 1. Since the least variant principal components are used as fingerprints, generation quality (FID) and fingerprint secrecy (PSNR) are preserved. We note that a PSNR value ≥ 30 db is conventionally considered as acceptable for fingerprints (Mahto & Singh, 2021). The results suggest that the attribution accuracy, generation quality, capacity (2^{64}), and fingerprint secrecy are all acceptable using the proposed method. Fig. 2 visualizes and compares latent fingerprints generated from small vs. large eigenvalues of Σ_w . Fingerprints corresponding to small eigenvalues are non-semantic, while those to

large eigenvalues create semantic changes. We will later show that semantic yet subtle (perceptually insignificant) fingerprints are necessary to counter image postprocesses.

Accuracy-quality tradeoff. Table 2 summarizes the trade-off when we vary the choice of V and the fingerprint strength σ , while fixing the fingerprint length d_ϕ to 64. Then in Table 3 we sweep d_ϕ while keeping V as PCs associated with smallest eigenvalues of Σ_w and $\sigma = 1$. The experiments are conducted on SG2 and LDM on the FFHQ dataset. The empirical results in Table 2 are consistent with our analysis: Accuracy decreases while generation quality improves when V is moved from major to minor principal components. For fingerprint strength, however, we observe that the positive effect of strength on the accuracy, as predicted by Proposition 3.1, is only limited to small σ . This is because larger σ causes pixel values to go out of bound, causing loss of information. In Table 3, we summarize the attribution accuracy, FID, and PSNR score under 32- to 128-bit keys. Accuracy and generation quality, in particular the latter, are both affected by d_ϕ as predicted.

4.3. Fingerprint performance with postprocessing

We now consider more realistic scenarios where generated images are postprocessed, either maliciously as an attempt to remove the fingerprints or unintentionally, before they are attributed. Under this setting, our method achieves better accuracy-quality tradeoff than shallow fingerprinting under two realistic settings: (1) when noising an JPEG compression are used as *unknown* postprocesses, and (2) when *the set of postprocesses*, rather than the ones that are actually chosen, is known.

Postprocesses. To keep our solution realistic, we solve the attribution problem by assuming that the potential postpro-

Table 2: Tradeoff between attribution accuracy (Att.) and generation quality (FID, IS) under different fingerprinting directions (PC) and strength (σ).

StyleGAN2	$\sigma = 0.6$			$\sigma = 1.0$			$\sigma = 6.0$		
	Att. \uparrow	FID \downarrow	IS \uparrow	Att. \uparrow	FID \downarrow	IS \uparrow	Att. \uparrow	FID \downarrow	IS \uparrow
PC[0:64]	0.99	129.0	1.23	0.99	110.8	1.59	0.99	101.3	4.31
PC[128:192]	0.98	8.5	4.93	0.99	8.7	4.92	0.99	39.2	3.94
PC[256:320]	0.98	8.6	4.96	0.99	9.1	4.87	0.96	31.1	3.90
PC[448:512]	0.97	8.1	4.99	0.98	8.5	4.96	0.90	26.3	4.75

LDM	$\sigma = 1.0$			$\sigma = 2.0$			$\sigma = 3.0$		
	Att. \uparrow	FID \downarrow	IS \uparrow	Att. \uparrow	FID \downarrow	IS \uparrow	Att. \uparrow	FID \downarrow	IS \uparrow
PC[0:64]	0.99	33.62	3.84	0.99	33.17	3.70	0.99	34.07	3.82
PC[1000:1064]	0.77	13.32	4.37	0.99	13.75	4.40	0.99	16.03	4.35
PC[2000:2064]	0.32	13.17	4.45	0.99	13.63	4.35	0.99	15.74	4.34
PC[3000:3064]	0.12	12.98	4.43	0.97	13.61	4.45	0.99	15.44	4.48
PC[4000:4064]	0.00	12.77	4.35	0.96	13.61	4.42	0.99	15.41	4.41

 Table 3: Attribution accuracy (Att.) and generation quality for different key lengths (d_ϕ). FID-BL is the baseline FID score. $\uparrow(\downarrow)$ indicates higher (lower) is desired. The standard deviation of PSNR is in parenthesis.

d_ϕ	Att. \uparrow	FID-BL	FID \downarrow	PSNR \uparrow	IS \uparrow
32	0.982	7.24	8.49	36.3 (1.94)	4.90
64	0.983	7.24	8.59	32.5 (1.65)	4.96
96	0.981	7.24	9.50	29.2 (1.95)	4.93
128	0.973	7.24	9.61	27.07 (1.80)	4.91

cesses are unknown:

$$\begin{aligned}
 \min_{\hat{\alpha}, \hat{\phi}} \quad & l(g(w_{\hat{\phi}}(\hat{\alpha})), T(g(w_{\phi}(\alpha)))) \\
 s.t. \quad & \hat{\alpha}_i \in [\alpha_{l,i}, \alpha_{u,i}], \quad \forall i = 1, \dots, d_w - d_\phi.
 \end{aligned}$$

where $T : R^{d_x} \rightarrow R^{d_x}$ is a postprocess function, and $T(g(w_{\phi}(\alpha)))$ is a given image from which the fingerprint is to be estimated. We assume that T does not change the image in a semantically meaningful way, because otherwise the value of the image for either an attacker or a benign user will be lost. Since our method adds semantically meaningful perturbations to the images, we expect such latent fingerprints to be more robust to postprocesses than shallow ones (Kim et al., 2021) added directly to images and will lead to improved attribution accuracy. To test this hypothesis, we consider four types of postprocesses: Noising, Blurring, JPEG, and Combo. Noising adds a Gaussian white noise of standard deviation randomly sample from $U[0, 0.1]$. Blurring uses a randomly selected Gaussian kernel size from $[3, 7, 9, 16, 25]$ and a standard deviation of $[0.5, 1.0, 1.5, 2.0]$. We randomly sample the JPEG quality from $[80, 70, 60, 50]$. These parameters are chosen

to be mild so that images do not lose their semantic contents. And **Combo** randomly chooses a subset of the three through a binomial distribution with $p = 0.5$ and uses the same postprocess parameters.

Modified LPIPS metric. In addition to testing the worst-case scenario where postprocesses are completely unknown, we also consider cases where they are known. While this is unrealistic for individual postprocesses, it is worth investigating when we assume that the set of postprocesses, rather than the ones that are actually chosen, is known. Within this scenario, we show that modifying LPIPS according to the postprocess improves the attribution accuracy. To explain, LPIPS is originally trained on a so-called ‘‘two alternative forced choice’’ (2AFC) dataset. Each data point of 2AFC contains three images: a reference, p_0 , and p_1 , where p_0 and p_1 are distorted in different ways based on the reference. A human evaluator then ranks p_0 and p_1 by their similarity to the reference. Here we propose the following modification to the dataset for training a postprocess-specific metrics: Similar to 2AFC, for each data point, we draw a reference image x from the default generative model to be fingerprinted, and define p_0 as the fingerprinted version of x . p_1 is then a postprocessed version of x given a specific T (or random combinations for **Combo**). To match with the setting of 2AFC, we sample 64×64 patches from x , p_0 , and p_1 as training samples. We then rank patches from p_1 as being more similar to those of x than p_0 . With this setting, the resulting LPIPS metric becomes more sensitive to fingerprints than mild postprocesses. The detailed training of the modified LPIPS follows the vgg-lin configuration in (Zhang et al., 2018). It should be noted that unlike previous SOTA where shallow fingerprint (Kim et al., 2021) or encoder-decoder models (Yu et al., 2020) are retrained based on the known attacks, our fingerprinting mechanism, and therefore

Table 4: Comparison on accuracy-quality tradeoff between proposed and baseline methods under image postprocesses. The experiments are tested using StyleGAN2-FFHQ. Fingerprinting strength $\sigma = 3$. The FID score of the baseline method is 96.24. KN (UK) stands for when attribution accuracy is measured with (without) the knowledge of the attack. The standard deviation is in parenthesis.

Metric	Model	Blurring		Noising		JPEG		Combo	
		UK	KN	UK	KN	UK	KN	UK	KN
Att. \uparrow	BL (Kim et al., 2021)	0.85	0.88	0.85	0.87	0.87	0.89	0.83	0.88
	PC[0:32]	0.79	0.99	0.99	0.99	0.98	0.99	0.82	0.99
	PC[16:48]	0.56	0.92	0.95	0.99	0.98	0.99	0.42	0.88
	PC[32:64]	0.32	0.83	0.93	0.98	0.98	0.99	0.26	0.79
PSNR \uparrow	BL (Kim et al., 2021)	21.36 (1.51)		21.57 (1.88)		21.44 (1.64)		22.49 (1.57)	
	PC[0:32]	10.70 (0.56)		10.70 (0.56)		10.70 (0.56)		10.70 (0.56)	
	PC[16:48]	13.56 (1.81)		13.56 (1.81)		13.56 (1.81)		13.56 (1.81)	
	PC[32:64]	14.52 (1.31)		14.52 (1.31)		14.52 (1.31)		14.52 (1.31)	
IS \uparrow	BL (Kim et al., 2021)	2.86		3.02		2.91		2.90	
	PC[0:32]	2.93		2.93		2.93		2.93	
	PC[16:48]	4.35		4.35		4.35		4.35	
	PC[32:64]	4.50		4.50		4.50		4.50	
FID \downarrow	BL (Kim et al., 2021)	99.05		93.04		97.70		100.15	
	PC[0:32]	102.26		102.26		102.26		102.26	
	PC[16:48]	31.25		31.25		31.25		31.25	
	PC[32:64]	27.50		27.50		27.50		27.50	

Table 5: Accuracy-quality tradeoff under Combo attack. V is defined as the 8, 16, and 32 eigenvectors of Σ_w starting from the 33rd eigenvectors. $\sigma = 3$. KN (UK) stands for when attribution accuracy is measured with (without) knowledge of the attack. The standard deviation is in parenthesis.

Model	Key length	UK	KN	PSNR \uparrow	IS \uparrow	FID \downarrow
BL (Kim et al., 2021)	N/A	0.83	0.88	22.49 (1.57)	2.90	100.15
PC[32:40]	8	0.65	0.89	21.11 (2.07)	4.75	12.35
PC[32:48]	16	0.45	0.85	18.56 (1.91)	4.86	13.25
PC[32:64]	32	0.26	0.79	10.70 (0.56)	4.50	27.50

generalization performance, are agnostic to postprocesses.

Accuracy-quality tradeoff. We summarize fingerprint performance metrics on SG2 and FFHQ in Table 4. The attribution accuracy reported here are estimated using the **strongest** parameters of each attack. For Combo, we use sequentially apply Blurring+Noising+JPEG as a deterministic worst-case attack. To estimate attribution accuracy, we solved the estimation problem in (4.3) where postprocesses are applied. **The proposed method:** We choose V as a subset of 32 consecutive eigenvectors of Σ_w starting from the 1th, 17th, and 33th eigenvectors, denoted respectively by PC[0:32], PC[16:48], and PC[32:64] in the table. fingerprinting strength σ is set to 3. Attribution results from both a standard and a postprocess-specific LPIPS metric are reported in the UK (unknown) and KN (known) columns, respectively. Accuracies for our method are computed based on 100 random fingerprint samples from 2^{32} , each with

100 random generations. **The baseline:** We compare with a shallow fingerprinting method from (Kim et al., 2021) (denoted by BL). When the postprocesses are known, BL performs postprocess-specific computation to derive shallow fingerprints that are optimally robust against the known postprocess. Results in UK and KN columns for BL are respectively without and with the postprocess-specific fingerprint computation. BL accuracies are computed based on 10 fingerprints, each with 100 random generations.

It is worth noting that the shallow fingerprinting method is not as scalable as ours (See Appendix: D, and increasing the key capacity decreases the overall attribution accuracy (see (Kim et al., 2021))). Also, recall that the key length affects attribution accuracy (Proposition 1). Therefore, we conduct a fairer comparison to highlight the advantage of our method. Here we choose a subset of fingerprints $PC[32 : 40]$ (256 fingerprints) and report performance in Table 5, where ac-




Figure 3: **Comparison on generation quality between our method and the baseline with similar attribution accuracy** The first row shows original images generated without fingerprinting. Each image in the second row represent robustly fingerprinted images against corresponding post-processes. The next row illustrates post-processed images. The last row depicts the differences between the original (the first row) and fingerprinted images (the second row) using a heatmap. Even if our method shows large pixel value changes, the fingerprints are not perceptible compared with the baseline method (see second row).

curacies are computed using the same settings as before. Visual comparisons between our method ($PC[32 : 40]$) and the baseline can be found in Fig. 3: To maintain attribution accuracy, high-strength shallow fingerprints, in the form of color patches, are needed around eyes and noses, and significantly lower the generation quality. In comparison, our method uses semantic changes that are robust to postprocesses. The choice of semantic dimensions, however, needs to be carefully chosen for the fingerprint to be perceptually subtle.

Fingerprint secrecy. In all experiments, our method has worse fingerprint secrecy than the baseline according to PSNR. This is because PSNR measures pixel-wise differences, and thus does not favor semantic changes as in our method. Nonetheless, we argue that our method has better secrecy when compared with the baseline because subtle semantic changes across images are harder to be recognized (and thus removed) than common artifacts brought by shallow fingerprinting (see Fig. 3).

5. Conclusion

This paper investigated latent fingerprint as a solution to enable the attribution of generative models. Our solution achieved a better tradeoff between attribution accuracy and generation quality than the previous SOTA that uses shallow fingerprints, and also has extremely low computational cost compared to SOTA methods that require

encoder-decoder training with high data complexity, rendering our method more scalable to attributing large models with high-dimensional latent spaces.

Limitations and future directions: (1) There is currently a lack of certification on attribution accuracy due to the non-linear nature of both the fingerprinting and the fingerprint estimation processes. Formally, by considering both the generation and estimation processes as discrete-time dynamics, such certification would require forward reachability analysis of fingerprinted contents and backward reachability analysis of the fingerprint, e.g., convex approximation of the support of $p_{x,i}$ and ϕ . It is worth investigating whether existing neural net certification methods can be applied. (2) Our method extracts fingerprints from the training data. Even with feature decomposition, the amount of features that can be used as fingerprints is limited. Thus the accuracy-quality tradeoff is governed by the data. It would be interesting to see if auxiliary datasets can help to learn novel and perceptually insignificant fingerprints that are robust against postprocesses, e.g., background patterns.

6. Acknowledgment

This work is partially supported by the National Science Foundation under Grant No. 2101052 and by an Amazon AWS Machine Learning Research Award (MLRA). Any opinions, findings, and conclusions expressed in this material are those of the author(s) and do not reflect the views of the funding entities.

References

- Abdal, R., Qin, Y., and Wonka, P. Image2stylegan: How to embed images into the stylegan latent space? In *Proceedings of the IEEE/CVF International Conference on Computer Vision*, pp. 4432–4441, 2019.
- Bau, D., Zhu, J.-Y., Wulff, J., Peebles, W., Strobel, H., Zhou, B., and Torralba, A. Inverting layers of a large generator. In *ICLR Workshop*, volume 2, pp. 4, 2019.
- Breland, A. The bizarre and terrifying case of the “deepfake” video that helped bring an african nation to the brink. *motherjones*, Mar 2019. URL <https://www.motherjones.com/politics/2019/03/deepfake-gabon-ali-bongo/>.
- Brockman, G., Murati, M., Welinder, P., and OpenAI. Openai api, 2020. URL <https://openai.com/blog/openai-api/>.
- Choi, Y., Uh, Y., Yoo, J., and Ha, J.-W. Stargan v2: Diverse image synthesis for multiple domains. In *Proceedings of the IEEE/CVF conference on computer vision and pattern recognition*, pp. 8188–8197, 2020.
- Härkönen, E., Hertzmann, A., Lehtinen, J., and Paris, S. Ganspace: Discovering interpretable gan controls. *Advances in Neural Information Processing Systems*, 33: 9841–9850, 2020.
- Hawthorne, C., Simon, I., Roberts, A., Zeghidour, N., Gardner, J., Manilow, E., and Engel, J. Multi-instrument music synthesis with spectrogram diffusion. *arXiv preprint arXiv:2206.05408*, 2022.
- Heusel, M., Ramsauer, H., Unterthiner, T., Nessler, B., and Hochreiter, S. Gans trained by a two time-scale update rule converge to a local nash equilibrium. In *Advances in Neural Information Processing Systems*, pp. 6626–6637, 2017.
- Huh, M., Zhang, R., Zhu, J.-Y., Paris, S., and Hertzmann, A. Transforming and projecting images into class-conditional generative networks. In *European Conference on Computer Vision*, pp. 17–34. Springer, 2020.
- Karras, T., Laine, S., and Aila, T. A style-based generator architecture for generative adversarial networks. In *Proceedings of the IEEE Conference on Computer Vision and Pattern Recognition*, pp. 4401–4410, 2019.
- Karras, T., Laine, S., Aittala, M., Hellsten, J., Lehtinen, J., and Aila, T. Analyzing and improving the image quality of stylegan. In *Proceedings of the IEEE/CVF conference on computer vision and pattern recognition*, pp. 8110–8119, 2020.
- Kim, C., Ren, Y., and Yang, Y. Decentralized attribution of generative models. In *International Conference on Learning Representations*, 2021. URL <https://openreview.net/forum?id=kxlwvhOodK>.
- Mahto, D. K. and Singh, A. K. A survey of color image watermarking: State-of-the-art and research directions. *Computers & Electrical Engineering*, 93:107255, 2021.
- Mishkin, P. and Ahmad, L. Dall-e 2 preview - risks and limitations, 2022. URL <https://github.com/openai/dalle-2-preview/blob/main/system-card.md>.
- Perarnau, G., Van De Weijer, J., Raducanu, B., and Álvarez, J. M. Invertible conditional gans for image editing. *arXiv preprint arXiv:1611.06355*, 2016.
- Radford, A., Wu, J., Child, R., Luan, D., Amodei, D., and Sutskever, I. Language models are unsupervised multitask learners. 2019.
- Ramesh, A., Pavlov, M., Goh, G., Gray, S., Voss, C., Radford, A., Chen, M., and Sutskever, I. Zero-shot text-to-image generation. In *International Conference on Machine Learning*, pp. 8821–8831. PMLR, 2021.
- Ramesh, A., Dhariwal, P., Nichol, A., Chu, C., and Chen, M. Hierarchical text-conditional image generation with clip latents. *arXiv preprint arXiv:2204.06125*, 2022.
- Rombach, R., Blattmann, A., Lorenz, D., Esser, P., and Ommer, B. High-resolution image synthesis with latent diffusion models. In *Proceedings of the IEEE/CVF Conference on Computer Vision and Pattern Recognition (CVPR)*, pp. 10684–10695, June 2022.
- Salimans, T., Goodfellow, I., Zaremba, W., Cheung, V., Radford, A., and Chen, X. Improved techniques for training gans. In *Advances in neural information processing systems*, pp. 2234–2242, 2016.
- Satter, R. Experts: Spy used ai-generated face to connect with targets. *Experts: Spy used AI-generated face to connect with targets*, Jun 2019. URL <https://apnews.com/bc2f19097a4c4fffaa00de6770b8a60d>.
- Xia, W., Zhang, Y., Yang, Y., Xue, J.-H., Zhou, B., and Yang, M.-H. Gan inversion: A survey. *IEEE Transactions on Pattern Analysis and Machine Intelligence*, 2022.
- Yu, N., Davis, L., and Fritz, M. Attributing fake images to gans: Analyzing fingerprints in generated images. *arXiv preprint arXiv:1811.08180*, 2018.
- Yu, N., Skripniuk, V., Chen, D., Davis, L., and Fritz, M. Responsible disclosure of generative models using scalable fingerprinting. *arXiv preprint arXiv:2012.08726*, 2020.

Zhang, R., Isola, P., Efros, A. A., Shechtman, E., and Wang, O. The unreasonable effectiveness of deep features as a perceptual metric. In *Proceedings of the IEEE conference on computer vision and pattern recognition*, pp. 586–595, 2018.

Zhu, J., Feng, R., Shen, Y., Zhao, D., Zha, Z.-J., Zhou, J., and Chen, Q. Low-rank subspaces in gans. *Advances in Neural Information Processing Systems*, 34:16648–16658, 2021.

A. Proof of Propositions

A.1. Proposition 1

Define $J_w = \nabla g(w)$, $H_w = J_w^T J_w$, and $\bar{H}_\phi = \mathbb{E}_{\alpha \sim p_\alpha} [H_{U\alpha + \sigma V\phi}]$, where p_α is induced by p_w . Let $x_\phi(\alpha)$ be a content parameterized by (α, ϕ) . Denote by $\epsilon_\alpha = \hat{a} - a$ the estimation error from the ground truth parameter a . Assume that the estimate $\hat{a}(\alpha)$ is computed independent from ϕ , and ϵ_α is constant. Proposition 1 states:

Proposition 1. $\exists c > 0$ such that if $\sigma \leq c$ and $\|\epsilon_\alpha\|_2 \leq c$, the fingerprint estimation problem

$$\min_{\hat{\phi}} \mathbb{E}_{\alpha \sim p_\alpha} \left[\|g(U\hat{\alpha}(\alpha) + \sigma V\hat{\phi}) - x_\phi(\alpha)\|_2^2 \right] \quad (4)$$

has an estimation error

$$\epsilon_\phi = -(\sigma^2 V^T \bar{H}_\phi V)^{-1} V^T \bar{H}_\phi U \epsilon_\alpha.$$

Proof. Let $\hat{x} := g(U\hat{\alpha}_\phi(\alpha) + \sigma V\hat{\phi})$, we have

$$\hat{x} = g(U\hat{\alpha} + \sigma V\hat{\phi}) = g(U(\alpha + \epsilon_\alpha) + \sigma V(\phi + \epsilon_\phi)).$$

With Taylor's expansion, we have

$$\begin{aligned} \hat{x} &= g(U\alpha + \sigma V\phi) + J_w(U\epsilon_\alpha + \sigma V\epsilon_\phi) + o(U\epsilon_\alpha + \sigma V\epsilon_\phi) \\ &= x_\phi(\alpha) + J_w(U\epsilon_\alpha + \sigma V\epsilon_\phi) + o(U\epsilon_\alpha + \sigma V\epsilon_\phi). \end{aligned}$$

Ignoring higher-order terms and , we then have

$$\begin{aligned} \|x_\phi(\alpha) - \hat{x}\|_2^2 &= \|J_w(U\epsilon_\alpha + \sigma V\epsilon_\phi) + o(U\epsilon_\alpha + \sigma V\epsilon_\phi)\|_2^2 \\ &= \|J_w(U\epsilon_\alpha + \sigma V\epsilon_\phi)\|_2^2 + o(U\epsilon_\alpha + \sigma V\epsilon_\phi)^T J_w(U\epsilon_\alpha + \sigma V\epsilon_\phi). \end{aligned}$$

For any $\tau > 0$, there exists c , such that if $\sigma \leq c$ and $\|\epsilon_\alpha\|_2 \leq c$,

$$\begin{aligned} \|x_\phi(\alpha) - \hat{x}\|_2^2 &\leq \|J_w(U\epsilon_\alpha + \sigma V\epsilon_\phi)\|_2^2 + \tau \\ &= \sigma^2 \epsilon_\phi^T V^T H_w V \epsilon_\phi + 2\epsilon_\phi^T V^T H_w U \epsilon_\alpha + \epsilon_\alpha^T U^T H_w U \epsilon_\alpha + \tau. \end{aligned}$$

Removing terms independent from ϵ_ϕ to reformulate (4) as

$$\min_{\epsilon_\phi} \sigma^2 \epsilon_\phi^T V^T \bar{H}_\phi V \epsilon_\phi + 2\epsilon_\phi^T V^T \bar{H}_\phi U \epsilon_\alpha,$$

the solution of which is

$$\epsilon_\phi = -(\sigma^2 V^T \bar{H}_\phi V)^{-1} V^T \bar{H}_\phi U \epsilon_\alpha.$$

□

A.2. Proposition 2

Consider two distributions: The first is $w_0 = \mu + U\alpha + V\beta$ where $\mu \in \mathbb{R}^{d_w}$, $\alpha \sim \mathcal{N}(0, \text{diag}(\lambda_U))$, and $\beta \sim \mathcal{N}(0, \text{diag}(\lambda_V))$. $\text{diag}(\lambda)$ is a diagonal matrix where diagonal elements follow λ . The second distribution is $w_1 = \mu + U\alpha + \sigma V\phi$ where $\sigma > 0$ and $\phi \in \{0, 1\}^{d_\phi}$. Let $g : \mathbb{R}^{d_w} \rightarrow \mathbb{R}^{d_x} \in C^1$. Let the mean and covariance matrix of w_i be μ_i and Σ_i . Denote by $\bar{H}_U = \mathbb{E}_\alpha [J_{\mu+U\alpha}^T J_{\mu+U\alpha}]$ the mean Gram matrix, and let $\gamma_{U, \max}$ be the largest eigenvalue of \bar{H}_U . Proposition 2 states:

Proposition 2. For any $\tau > 0$ and $\eta \in (0, 1)$, there exists $c(\tau, \eta) > 0$ and $\nu > 0$, such that if $\sigma \leq c(\tau, \eta)$ and $\lambda_{V,i} \leq c(\tau, \eta)$ for all $i = 1, \dots, d_\phi$, $\|\mu_0 - \mu_1\|_2^2 \leq \sigma^2 \gamma_{U, \max} d_\phi + \tau$ and $|tr(\Sigma_0 - \Sigma_1)| \leq \lambda_{V, \max} \gamma_{U, \max} d_\phi + 2\nu\sigma\sqrt{d_\phi} + \tau$ with probability at least $1 - \eta$.

Proof. We start with $\|\mu_0 - \mu_1\|_2^2$. From Taylor's expansion and using the independence between α and β , we have

$$\begin{aligned}\mu_0 &:= \mathbb{E}_{\alpha, \beta} [g(\mu + U\alpha + V\beta)] \\ &= \mathbb{E}_{\alpha} [g(\mu + U\alpha)] + \mathbb{E}_{\alpha, \beta} [J_{\mu+U\alpha} V\beta + o(J_{\mu+U\alpha} V\beta)] + \\ &= \mathbb{E}_{\alpha} [g(\mu + U\alpha)] + \mathbb{E}_{\alpha, \beta} [o(J_{\mu+U\alpha} V\beta)], \\ \mu_1 &:= \mathbb{E}_{\alpha} [g(\mu + U\alpha + \sigma V\phi)] \\ &= \mathbb{E}_{\alpha} [g(\mu + U\alpha) + o(\sigma J_{\mu+U\alpha} V\phi)] + \sigma \mathbb{E}_{\alpha} [J_{\mu+U\alpha} V\phi] \\ &= \mu_0 + \sigma \mathbb{E}_{\alpha} [J_{\mu+U\alpha} V\phi] + \mathbb{E}_{\alpha, \beta} [o(J_{\mu+U\alpha} V(\sigma\phi - \beta))].\end{aligned}\tag{5}$$

Let $v = V\phi$. With orthonormal V and binary-coded ϕ , we have

$$\|v\|_2^2 = \phi^T V^T V \phi = \|\phi\|_2^2 \leq d_{\phi}.\tag{6}$$

For the residual term $\|\mathbb{E}_{\alpha, \beta} [o(J_{\mu+U\alpha} V(\sigma\phi - \beta))]\|_2^2$ and any $\tau > 0$ and $\eta \in (0, 1)$, there exists $c(\tau, \eta) > 0$, such that if $\sigma \leq c(\tau, \eta)$ and $\lambda_{V,i} \leq c(\tau, \eta)$ for all $i = 1, \dots, d_{\phi}$, we have

$$\Pr(\|\mathbb{E}_{\alpha, \beta} [o(J_{\mu+U\alpha} V(\sigma\phi - \beta))]\|_2^2 \leq \tau) \geq 1 - \eta.\tag{7}$$

Lastly, we have

$$\begin{aligned}\|\mathbb{E}_{\alpha} [J_{\mu+U\alpha} v]\|_2^2 &\leq \mathbb{E}_{\alpha} [v^T J_{\mu+U\alpha}^T J_{\mu+U\alpha} v] \\ &= v^T \bar{H}_U v \leq \gamma_{U, \max} \|v\|_2^2 \leq \gamma_{U, \max} d_{\phi}.\end{aligned}\tag{8}$$

Then combining (12), (6), (7), (8), we have with probability at least $1 - \eta$

$$\|\mu_0 - \mu_1\|_2^2 \leq \sigma^2 \gamma_{U, \max} d_{\phi} + \tau.\tag{9}$$

For covariances, let $\Sigma_U = \text{Cov}(g(\mu + U\alpha))$. We have

$$\begin{aligned}\Sigma_0 &:= \mathbb{E}_{\alpha, \beta} [(g(\mu + U\alpha + V\beta) - \mu_0)(g(\mu + U\alpha + V\beta) - \mu_0)^T] \\ &= \Sigma_U + \mathbb{E}_{\alpha} [J_{\mu+U\alpha} V \text{diag}(\lambda_V) V^T J_{\mu+U\alpha}^T] + \mathbb{E}_{\alpha, \beta} [o(J_{\mu+U\alpha} V\beta)(g(\mu + U\alpha + V\beta) - \mu_0)^T] \\ \Sigma_1 &:= \mathbb{E}_{\alpha} [(g(\mu + U\alpha + \sigma V\phi) - \mu_1)(g(\mu + U\alpha + \sigma V\phi) - \mu_1)^T] \\ &= \Sigma_U + \sigma^2 \text{Cov}(J_{\mu+U\alpha} V\phi^*) + 2\sigma \text{Cov}(g(\mu + U\alpha), J_{\mu+U\alpha} V\phi + o(J_{\mu+U\alpha} V\phi)).\end{aligned}\tag{10}$$

For $\text{tr}(\Sigma_0)$, using the same treatment for the residual, we have for any $\tau > 0$ and $\eta \in (0, 1)$, there exists $c(\tau, \eta) > 0$, such that if $\lambda_{V,i} \leq c(\tau, \eta)$ for all $i = 1, \dots, d_{\phi}$, the following upper bound applies with at least probability $1 - \eta$:

$$\begin{aligned}\text{tr}(\Sigma_0) &\leq \text{tr}(\Sigma_U) + \text{tr}(\mathbb{E}_{\alpha} [J_{\mu+U\alpha} V \text{diag}(\lambda_V) V^T J_{\mu+U\alpha}^T]) + \tau \\ &\leq \text{tr}(\Sigma_U) + \lambda_{V, \max} \text{tr}(\mathbb{E}_{\alpha} [J_{\mu+U\alpha} V V^T J_{\mu+U\alpha}^T]) + \tau \\ &= \text{tr}(\Sigma_U) + \lambda_{V, \max} \text{tr}(\mathbb{E}_{\alpha} [V^T J_{\mu+U\alpha}^T J_{\mu+U\alpha} V]) + \tau \\ &\leq \text{tr}(\Sigma_U) + \lambda_{V, \max} \gamma_{U, \max} \text{tr}(V^T V) + \tau \\ &\leq \text{tr}(\Sigma_U) + \lambda_{V, \max} \gamma_{U, \max} d_{\phi} + \tau.\end{aligned}\tag{11}$$

For the lower bound, we have $\text{tr}(\Sigma_0) \geq \text{tr}(\Sigma_U)$.

For $\text{tr}(\Sigma_1)$, we first denote by J_i^T the i th row of $J_{\mu+U\alpha}$, Σ_{J_i} its covariance matrix, and σ_i^2 the maximum eigenvalue of Σ_{J_i} . Then with binary-coded ϕ , we have

$$\text{Var}(J_i^T V\phi) = \phi^T V^T \text{Cov}(J_i) V \phi \leq \sigma_i^2 d_{\phi}.\tag{12}$$

Then let g_i (resp. v_i) be the i th element of $g(\mu + U\alpha)$ (resp. $J_{\mu+U\alpha} V\phi$), and $\sigma_{U,i}^2$ be the i th diagonal element of Σ_U . Using (12), we have the following bound on the trace of the covariance between $g(\mu + U\alpha)$ and $J_{\mu+U\alpha} V\phi$:

$$|\text{tr}(\text{Cov}(g(\mu + U\alpha), J_{\mu+U\alpha} V\phi))| = \left| \sum_{i=1}^{d_x} \text{Cov}(g_i, v_i) \right| \leq \sum_{i=1}^{d_x} \sigma_{U,i} \sigma_i \sqrt{d_{\phi}}.\tag{13}$$

Lastly, by ignoring σ^2 terms and borrowing the same τ , η , and $c(\tau, \eta)$, we have with probability at least $1 - \eta$:

$$\begin{aligned} \text{tr}(\Sigma_1) &\leq \text{tr}(\Sigma_U) + 2\sigma \text{tr}(\text{Cov}(g(\mu + U\alpha), J_{\mu+U\alpha}V\phi)) + \tau \\ &\leq \text{tr}(\Sigma_U) + 2\sigma \sum_{i=1}^{d_x} \sigma_{U,i} \sigma_i \sqrt{d_\phi} + \tau, \end{aligned} \quad (14)$$

and

$$\text{tr}(\Sigma_1) \geq \text{tr}(\Sigma_U) - 2\sigma \sum_{i=1}^{d_x} \sigma_{U,i} \sigma_i \sqrt{d_\phi}. \quad (15)$$

Therefore, with probability at least $1 - \eta$

$$\text{tr}(\Sigma_0) - \text{tr}(\Sigma_1) \leq \lambda_{V,max} \gamma_{U,max} d_\phi + 2\sigma \sum_{i=1}^{d_x} \sigma_{U,i} \sigma_i \sqrt{d_\phi} + \tau, \quad (16)$$

and

$$\text{tr}(\Sigma_0) - \text{tr}(\Sigma_1) \geq -2\sigma \sum_{i=1}^{d_x} \sigma_{U,i} \sigma_i \sqrt{d_\phi} - \tau. \quad (17)$$

□

A.3. Proposition 3

Proposition 3. For any $\tau > 0$, $\exists c(\tau) > 0$ such that if $\sigma \leq c(\tau)$,

$$\mathbb{E}_{\alpha \sim p_\alpha} [\|g(\mu + U\alpha) - g(\mu + U\alpha + \sigma V\phi)\|_2^2] \leq \sigma^2 \gamma_{U,max} d_\phi + \tau. \quad (18)$$

Proof. We can reuse the same techniques as in the previous proofs. For some $\tau > 0$, there exists $c(\tau) > 0$, so that when $\sigma < c(\tau)$, the bound on MSE can be derived as follows:

$$\begin{aligned} \mathbb{E}_{\alpha \sim p_\alpha} [\|g(\mu + U\alpha) - g(\mu + U\alpha + \sigma V\phi)\|_2^2] &= \mathbb{E}_{\alpha \sim p_\alpha} [\|\sigma J_{\mu+U\alpha}V\phi + o(\sigma(\mu + U\alpha)^T J_{\mu+U\alpha}V\phi)\|_2^2] \\ &\leq \mathbb{E}_{\alpha \sim p_\alpha} [\|\sigma J_{\mu+U\alpha}V\phi\|_2^2] + \tau \\ &= \sigma^2 \mathbb{E}_{\alpha \sim p_\alpha} [\phi^T V^T J_{\mu+U\alpha}^T J_{\mu+U\alpha} V \phi] + \tau \\ &\leq \sigma^2 \gamma_{U,max} d_\phi + \tau. \end{aligned} \quad (19)$$

□

B. Convergence on α

In the proofs, we assume that $\|\epsilon_\alpha\|_2$ is small and constant. Here we show empirical estimation results on SG2 and on FFHQ, AFHQ-DOG, AFHQ-CAT datasets. The results in Fig. 4(a) are averaged over 100 random α and 100 random ϕ , and uses parallel search on α during the estimation.

C. Qualitative similarity between \bar{H}_w and Σ_w

Since computing \bar{H}_w for large models is intractable, here we train a SG2 on MNIST to estimate \bar{H}_w . Fig. 4(b) summarizes perturbed images from a randomly chosen reference along principal components of \bar{H}_w and Σ_w . Note that both have quickly diminishing eigenvalues. Therefore most components other than the few major ones lead to imperceptible changes in the image space.

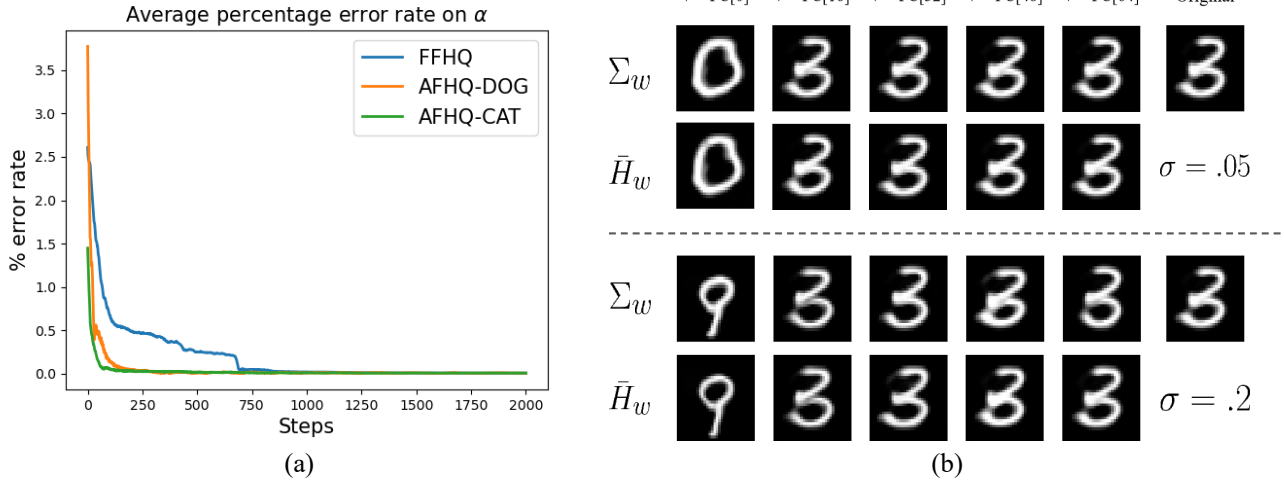


Figure 4: (a) Average percentage error rate on α (b) Comparison between fingerprints guided by Σ_w and \bar{H}_w . The editing strength for top two rows and bottom two rows are 0.05 and 0.2 respectively.

D. Computational Complexity and Efficiency Comparison of Proposed and Baseline Methods

To comprehensively evaluate the computational costs of the proposed and baseline methods, we analyzed them from two perspectives: fingerprint generation and attribution. Our proposed method demonstrates a significant increase in efficiency compared to existing methods with regards to fingerprint generation. However, current methods, such as those proposed in (Kim et al., 2021), often necessitate a considerable amount of time for fine-tuning the model before generating a fingerprinted image. For instance, the baseline method requires approximately one hour to fine-tune the model for each individual user. For a key capacity of 2^{32} users, it would take an estimated 2^{32} hours to train on an NVIDIA V100 GPU. In contrast, our proposed method does not require the model to be fine-tuned, and only requires Principal Component Analysis (PCA) to be performed on the latent space of each pre-trained model to identify the editing direction. This process takes approximately three seconds for a key capacity of 2^{32} .

Regarding attribution time, the baseline approach performs attribution through a pre-trained network, resulting in low computation cost during inference. On the other hand, the proposed method uses optimization techniques to perform attribution, resulting in a longer computation time. Specifically, the average attribution time for the baseline method is approximately two seconds, while the proposed method takes approximately 126 seconds on average for 1k optimization trials (in parallel) using an NVIDIA V100 GPU.

It is important to acknowledge that there exists a trade-off between computational costs during generation and attribution. The choice of which aspect is more critical may depend on the specific application requirements.

E. Ablation Study

In this section, we estimated attribution accuracy based on various attack parameters with multiple editing directions (see Tab.6,7,8,9). The image quality evaluation is available in Tab.10 and more visualizations can be found in Fig.5.




Figure 5: Qualitative Comparison of Fingerprinted Samples. The first column shows original images $g_0(w)$. Latent fingerprinted images are in the second to the last column.

Table 6: Attributability Table of `Blurring` attack. σ refers standard deviation of Gaussian Blur filter size 25. When attributability is measured with (without) knowledge of attack, we put results under KN (UK).

Metric	Model	$\sigma=0.5$		$\sigma=1.0$		$\sigma=1.5$		$\sigma=2.0$	
		UK	KN	UK	KN	UK	KN	UK	KN
Att. \uparrow	BL	0.88	0.89	0.87	0.89	0.87	0.88	0.85	0.88
	PC[32:40]	0.99	0.99	0.95	0.99	0.90	0.99	0.53	0.92
	PC[32:48]	0.99	0.99	0.97	0.99	0.72	0.92	0.38	0.88
	PC[32:64]	0.99	0.99	0.73	0.94	0.51	0.90	0.32	0.83

 Table 7: Attributability Table of `Noise` attack. σ refers standard deviation of Gaussian normal distribution. When attributability is measured with (without) knowledge of attack, we put results under KN (UK).

Metric	Model	$\sigma=0.025$		$\sigma=0.05$		$\sigma=0.075$		$\sigma=0.1$	
		UK	KN	UK	KN	UK	KN	UK	KN
Att. \uparrow	BL	0.87	0.88	0.86	0.88	0.86	0.87	0.85	0.87
	PC[32:40]	0.99	0.99	0.99	0.99	0.99	0.99	0.99	0.99
	PC[32:48]	0.99	0.99	0.97	0.99	0.94	0.99	0.95	0.99
	PC[32:64]	0.98	0.99	0.95	0.99	0.92	0.98	0.93	0.98

 Table 8: Attributability Table of `JPEG` attack. Q refers quality metric of JPEG compression. When attributability is measured with (without) knowledge of attack, we put results under KN (UK).

Metric	Model	$Q=80$		$Q=70$		$Q=60$		$Q=50$	
		UK	KN	UK	KN	UK	KN	UK	KN
Att. \uparrow	BL	0.88	0.89	0.87	0.89	0.87	0.89	0.87	0.89
	PC[32:40]	0.99	0.99	0.99	0.99	0.99	0.99	0.99	0.99
	PC[32:48]	0.99	0.99	0.99	0.99	0.99	0.99	0.99	0.99
	PC[32:64]	0.99	0.99	0.99	0.99	0.99	0.99	0.98	0.99

 Table 9: Attributability Table of combination attack. From T1 to T4, the attack parameters are composed of the weakest to the strongest attack parameters of each attack (e.g., T4 is [$\sigma_{blur} = 2.0$, $\sigma_{noise} = 0.2$, $Q_{JPEG}=50$]). When attributability is measured with (without) knowledge of attack, we put results under KN (UK).

Metric	Model	T1		T2		T3		T4	
		UK	KN	UK	KN	UK	KN	UK	KN
Att. \uparrow	BL	0.86	0.88	0.86	0.87	0.85	0.86	0.83	0.88
	PC[32:40]	0.99	0.99	0.94	0.99	0.81	0.95	0.65	0.89
	PC[32:48]	0.99	0.99	0.74	0.92	0.52	0.88	0.45	0.85
	PC[32:64]	0.99	0.99	0.63	0.90	0.41	0.82	0.26	0.79

Table 10: Quality Comparison Table. Standard deviation are in parentheses. The baseline score is in the parentheses.

Model	FID (7.24) \downarrow	IS (4.95) \uparrow	PSNR \uparrow
BL _{Blur}	99.05	2.86 (0.35)	21.36 (1.51)
BL _{Noise}	93.04	3.02 (0.27)	21.57 (1.88)
BL _{JPEG}	97.70	2.91 (0.26)	21.44 (1.64)
BL _{Combo}	100.15	2.90 (0.23)	22.49 (1.57)
PC[32:40]	12.35	4.75 (0.05)	21.11 (2.07)
PC[32:48]	13.25	4.86 (0.08)	18.56 (1.81)
PC[32:64]	27.50	4.50 (0.07)	10.70 (0.56)