

Comparison of effective and stable Langevin dynamics integrators

Bohdan Tanyhin^{a,*}, Simone Melchionna^a

^a*IAC-CNR, Istituto per le Applicazioni del Calcolo “M. Picone”, Via dei Taurini 19, 00185 Rome, Italy*

Abstract

In silico simulations via Langevin and Brownian stochastic dynamics have a prominent role in computational research. In the literature, there are plenty of modern algorithms providing accurate trajectories each one with its pros and cons, such as different stability regions and levels of accuracy in reproducing statistical results. The practical usability of integrators is an important aspect of each integrator: the ability to choose large time steps while ensuring numerical instability, the usage of dimensionless models, and securing numerical efficiency are at the core of stochastic integrators. In this work, several important use cases and practical features are selected in order to perform a cumulative benchmark. The most effective integrators are identified and their results are compared to previous studies.

Keywords: Stochastic dynamics, Brownian motion, Molecular dynamics, Open-source software, Effective simulation methods

PACS: 05.10.Gg, 47.65.Cb., 75.50.Tt, 02.70.Ns

1. Introduction

Polymer-based fluids, colloidal suspensions, and other complex fluids are of high interest for modern natural and life sciences [1–3]. They have profound applications in advanced biotechnologies, nanotechnology, healthcare, and pharmacology [4, 5]. For instance, biological fluids at the nano and microscale are examples of such matter while polymer solutions are complex fluids of crucial importance to different areas of science and technology, including the study of structural transformations in macromolecules [6, 7], the key to understanding organic life and to searching for new drugs and vaccines. These sophisticated states of matter can be understood by using a wide range of particle or field-based numerical techniques, derived from quantum or classical equations of motion or from kinetic theory [8–12]. Practically effective and feasible calculations for such models can be performed by means of computer simulation via the techniques of Molecular Dynamics, Monte Carlo [1], and derived ones [1, 13, 14]. In our opinion, Molecular Dynamics (especially, in its quantum version [15, 16]) is of key importance in many branches of science and technology [1], illustrative examples being biotechnologies [6, 7] or the study of galaxies [17].

As the systems to be simulated exhibit the hallmark of scale separation, computational strategies rely on

*Corresponding author

Email address: bogdan@tanygin-holding.com (Bohdan Tanyhin)

the reduction of fast degrees of freedom in favor of retaining the slow, important ones. Similar considerations apply to representing a system in contact with a heat reservoir that does not need to be represented in full detail. The implicit solvent model [18] and the usage of effective thermostats to emulate the canonical ensemble [1] consider the motion of particles within a stochastic environment formed by other particles represented in effective terms. This approach can be applied to the Molecular Dynamics simulation of macromolecules, ions, nanoparticles, and virtually any kind of particle. As a result, the molecular trajectory is approximated by Langevin dynamics (LD) [1, 19] with viscous friction and a random force represented by a delta-correlated stationary Gaussian process [20]. The resulting equations of motion are not phenomenological but can be derived through a rigorous multiscale theoretical analysis.

The trajectory of a single particle can be analyzed analytically and/or by means of computer simulation. The former implies that the stochastic force is treated as a generalized function; hence, only a statistical average of the particle dynamics can be derived as a closed-form expression. Real particle dynamics and its continuous trajectory cannot be calculated analytically but only numerically, requiring a time-discrete approximation of the LD equations: either an integration of the particle motion within the time step or a replacement of the Dirac delta function by the certain discrete “approximation”. Several algorithms and schemes have been suggested to solve the equations of motion numerically [1, 13, 14]. Some of them received different names (e.g. the Brownian dynamics [1, 19]) in case solvent-mediated, hydrodynamic forces are included in the calculation.

The main motivation of the present research is to evaluate a large number of popular LD propagators and find the most accurate and effective ones. In general, the method ranking criteria includes its technical stability [21] at all possible parameters (including infinitesimal, medium, or unlimited large time steps), accuracy, and stationarity of the most important thermodynamic and diffusive properties and their responses to (meso)microscopic and macroscopic perturbations (e.g. the harmonic potential and a uniform field). The methods’ theoretical features have also been taken into account such as Verlet [22] (symplectic) similarity of an integrator structure. We believe that all these criteria together rank the methods properly in order to find really interdisciplinary and universal effective stochastic dynamics integrators which can be easily applied to different scientific and technological problems with minimal or without adaptation. Nevertheless, we encourage to perform analogous verifications of our findings as applied to specific areas of research (chemistry, protein/DNA structure, nanotechnologies) and to evaluate the best method for each specific field. At least, the most interesting integrators can be selected from the top-ranked ones chosen in this work.

The present critical comparison has its own limitations. Our implementation of simulation methods might be not the most optimal compared to the original authors’ ones. There is always room for improvement, e.g. the Kahan summation algorithm that reduces a summation numerical error by keeping a separate running compensation variable calculated at each step [23]. Still, the present analysis results reflect simplicity and stability in general meaning, i.e. including straightforwardness and error-prone feature of implementation in different programming languages. We applied different and intensive integrator validations. With all the

limitations in mind, we believe that the top three integrators we identified reflect the objective reality.

The scope of the present study includes one degree of freedom, harmonic and constant force external potentials, and diagonal mass matrix as well as diagonal friction tensor. The same report concerning the general case of *rotational* LD will be published separately. Our provisional results reveal that the ranking will be different because stochastic rotational motion discretization requires solving more sophisticated analytical, technical, and phenomenological challenges.

The open-source Molecular Dynamics package ESPResSo [24–26] has been selected to refer to each method of this research as consistent and precise as possible using a common platform. Each method passed automated Python tests scripted by independent researchers which provide objectivity, reusability, and, even, further maintenance of its implementation. In addition to the one supported by the open-source community, alternative and independent implementations are available in the proprietary simulation framework “Moebius” [27].

The article is organized as follows: section 2 outlines selected algorithms of the LD simulation including references to their implementation in C/C++/Python code. Additionally to all the applicable tests of ESPResSo, the integrators are tested by different physical requirements in section 3. The final scoring of the methods is summarized and discussed in section 4. Practical recommendations regarding the benefits and constraints of the best integrator usage conclude the paper.

2. Langevin integrators

2.1. Theoretical foundation

Possible Langevin dynamics integrators can be formulated based on the generalized mechanical framework [28]. Let us define vectors of canonical coordinates \mathbf{q} and \mathbf{p} with independent components for each degree of freedom. Hereinafter, for simplicity, they can be referred to as a position and momentum without “generalized”. Assuming the starting timestamp $t = t_1$, any integration scheme is defined by the propagator $\mathcal{P}(t_1, t_2)$ [28] which can be applied in a way:

$$\mathcal{P}(t_1, t_2) \cdot |\mathbf{q}, \mathbf{p}\rangle \Big|_{t=t_1} = |\mathbf{q}, \mathbf{p}\rangle \Big|_{t=t_2}, \quad (1)$$

where

$$\mathcal{P}(t_1, t_2) \cdot = \lim_{\Delta \rightarrow 0} \prod_{k=0}^{n-1} e^{i\mathcal{L}(\mathbf{q}, \mathbf{p}, t_1 + k\Delta)\Delta}, \quad (2)$$

and $\Delta = (t_2 - t_1)/n$. The operator (2) factors should be conventionally applied to the system mechanical state (1) in a right-to-left direction. If one replaces an infinitesimal Δ with a finite one, the finite difference numerical integrator is defined. This is a very common (but not necessary) feature of numerical integrators. As long as it starts with the replacement of continuous time with a discrete one, it will be referred to as the t_∂ -approximation in this paper.

Assuming the microcanonical constant- (N, V, E) ensemble with only potential conservative interactions $U(\mathbf{q}, t)$ and no solenoidal vector type of either electromagnetic or other interaction fields, the Liouville operator is given by:

$$i\mathcal{L}(\mathbf{q}, \mathbf{p}, t) \cdot = \{\dots, \mathcal{H}(\mathbf{q}, \mathbf{p}, t)\} = \frac{\partial \mathcal{H}(\mathbf{q}, \mathbf{p}, t)}{\partial \mathbf{p}} \frac{\partial}{\partial \mathbf{q}} - \frac{\partial \mathcal{H}(\mathbf{q}, \mathbf{p}, t)}{\partial \mathbf{q}} \frac{\partial}{\partial \mathbf{p}}, \quad (3)$$

where $\mathcal{H}(\mathbf{q}, \mathbf{p}, t) = K(\mathbf{q}, \mathbf{p}) + U(\mathbf{q}, t)$ is a Hamiltonian including kinetic and potential energy accordingly, where (t) dependence formally indicates external fields' and implicit environment parametric changes.

We select canonical coordinates in a way that yields:

$$K = K(\mathbf{p}) \quad (4)$$

It corresponds to a translation motion, simplest cases of a rotational motion, and other canonical coordinates selection including the Cartesian inertial frame of reference without the d'Alembert force. An arbitrary-shaped rigid body rotational motion and more complex mechanical models will be considered in one of our next publications. Assuming the implicit solvent model the Liouville operator is given by:

$$i\mathcal{L}(\mathbf{q}, \mathbf{p}, t) \cdot = \frac{\partial \mathcal{H}(\mathbf{q}, \mathbf{p}, t)}{\partial \mathbf{p}} \frac{\partial}{\partial \mathbf{q}} + \mathbf{\Phi}(\mathbf{q}, \mathbf{p}, t) \frac{\partial}{\partial \mathbf{p}} \quad (5)$$

$$\mathbf{\Phi}(\mathbf{q}, \mathbf{p}, t) = -\frac{\partial U(\mathbf{q}, t)}{\partial \mathbf{q}} - \frac{\partial \mathcal{R}(\mathbf{q}, \mathbf{p})}{\partial \dot{\mathbf{q}}} + \mathbf{f}(t), \quad (6)$$

where the total generalized force (hereinafter, a force) $\mathbf{\Phi}(\mathbf{q}, \dot{\mathbf{q}}, t)$ includes the conservative term $\mathbf{F}(\mathbf{q}, t)$, a friction term (expressed here via the general Rayleigh's dissipation function [29]) and the randomly fluctuating force respectively. The last two components are interconnected by the fluctuation-dissipation theorem. The noise term $\mathbf{f}(t)$ could be modelled by a delta-correlated stationary process [20]:

$$\langle \mathbf{f}(t) \rangle = 0 \quad (7)$$

$$\langle \mathbf{f}(t) \otimes \mathbf{f}(t') \rangle = 2k_B T \mathbf{Z} \mathbf{I} \delta(t - t'), \quad (8)$$

where \mathbf{Z} is a Stokesian friction tensor, \mathbf{I} is an identity matrix, and \otimes is a tensor product. The corresponding (2) propagator $\mathcal{P}(t_1, t_2)$ defines a stochastic differential equation of motion which reduces to the Langevin equation:

$$\dot{\mathbf{p}} = \mathbf{F}(\mathbf{q}, t) - \mathbf{Z}\dot{\mathbf{q}} + \mathbf{f}(t) \quad (9)$$

$$\dot{\mathbf{q}} = \frac{\partial \mathcal{H}(\mathbf{q}, \mathbf{p}, t)}{\partial \mathbf{p}} \quad (10)$$

$$\mathbf{p} = \mathbf{M}\dot{\mathbf{q}}, \quad (11)$$

where \mathbf{M} is a mass matrix. In this study we consider only the diagonal forms of the mass matrix and friction tensors:

$$\text{diag}(\mathbf{m}) \stackrel{\text{def}}{=} \mathbf{M} \quad (12)$$

$$\text{diag}(\boldsymbol{\gamma}) \stackrel{\text{def}}{=} \mathbf{Z} \quad (13)$$

As this study is focused on Langevin numerical integrators in the case (4), for the sake of simplicity and clarity, all the further formalism is given for a single degree of freedom and its scalar canonical coordinates (q, p) . A generalization to the tensorial form is straightforward and is well described in the corresponding integrators' original references.

The first big family of integrators is defined by an application of usual numerical methods for ordinary differential equations to the Eq. (9)—(10). They can be derived via the Trotter factorization [28, 30–32] of the Eq. (2) which can be done in different ways: time-reversible or not, with a different number and a selection of factors. The resulting operators can determine some of the Langevin equation integrators directly. The time-reversible case corresponds to the most prominent examples of symplectic integrators: Verlet, velocity Verlet, and leapfrog schemes [1].

Analytical integration of the Eq. (9) or the selected Trotter factors over a certain time step results in a closed-form expression which can be followed by a numerical solution (summation) over a large number of time steps. Many modern LD integrators are a combination of these approaches.

2.2. Selected integrators

After a thorough review of the available bibliography and based on the implementation experience of multiple LD integrators, we selected several examples which illustrate different approaches toward LD numerical integration. To the best of our knowledge and taking into account experience from other research groups, including those working on open-source Molecular Dynamics, the selected set of numerical methods represents quite well the most popular and widely-adopted effective LD integration schemes.

A very common integrator is that described by Brooks, Brünger, and Karplus, known as BBK [33]. It is almost identical to the Verlet integrator [22], also known as the Störmer method or velocity Verlet integrator depending on a specific representation. An alternative name for BBK is the generalized Verlet [1] which means that the original Verlet method was supplemented by the discretized Dirac delta (stochastic force) and friction terms (a momentum-dependent force):

$$p_{k+1/2} = \left[F_k - \gamma \frac{p_k}{m} + f_k \right] \frac{\Delta}{2} \quad (14)$$

$$q_{k+1} = q_k + \frac{p_{k+1/2} \Delta}{m} \quad (15)$$

$$p_{k+1} = \left[F_{k+1} - \gamma \frac{p_{k+1}}{m} + f_{k+1} \right] \frac{\Delta}{2} \quad (16)$$

$$f_k = \sqrt{\frac{2k_B T \gamma}{\Delta}} \xi_k \quad (17)$$

Here and hereinafter, subscripts define a value at the discrete timestamp $t = (t_1 + k\Delta)$; ξ_k is a pseudorandom number with a unitary standard deviation and probability distribution defined below. This integrator propagates the state $|\mathbf{q}, \mathbf{p}\rangle$ from time $t_1 + k\Delta$ to $t_1 + (k+1)\Delta$. This method was called the generalized Verlet because it is supplemented by fluctuation-dissipation terms moving it out of the conservative Hamiltonian system. It means that the time reversibility feature is not effective anymore. However, the preservation of

the integrator symplectic form and its direct origination from the Trotter factorization is important because it reduces to Hamiltonian mechanics in the limit case of the microcanonical constant- (N, V, E) ensemble. We will differentiate such integrators as quasi-symplectic ones [34].

The main challenge here is an implicit momentum component in (16). The BBK method benefits from the simple algebraic solution of the (10), (14)–(16). However, there are many variants of the Verlet-like LD integrator [26, 35, 36], where p_{k+1} is simply replaced by an approximate value \tilde{p}_{k+1} , most frequently by p_k on the right side of (16). This approach for the translational and rotational motion was suggested in [35] of the National Institute of Standards and Technology of Maryland with original sources of [36] which contains the explanation of this selection as an empirical (technical) choice of the free parameter $\lambda = 0.5$ defining this integrator via the approximation: $\tilde{p}_{k+1} \approx p_k + \lambda \Delta (F_k - \gamma p_k / m + f_k)$. Hereinafter any canonical coordinates-related approximations will be referred to as a q_λ -approximation. There is no special name for this integrator. It is often referred to as a regular velocity Verlet algorithm because the frictional part of the force is simply added before the velocity is updated. This introduces a certain terminological confusion. We will follow the naming of the latter sources and will refer this method to as $\lambda 05$ -velocity Verlet or, shorter, $\lambda 05$ -VV. Finally, we will consider both canonical coordinates in the BBK method and formally refer to this integrator as vBBK.

Even in absence of conservative force, both BBK and $\lambda 05$ -VV methods have upper limits of Δ in terms of convergence and numerical stability [1, 37] which can be expressed as the following t_∂ -approximation:

$$\Delta \ll m / \gamma \stackrel{\text{def}}{=} \Delta_0 \quad (18)$$

The Grønbech-Jensen and Farago (GJF) method [38] is based on the one-trapezoidal q_Δ - and force F_Δ -approximation of integrals of (9)–(10) within the Δ producing errors up to $O[(\Delta/\Delta_0)^2]$:

$$q_{k+1} - q_k \approx \frac{\Delta}{2m} (p_{k+1} + p_k) \quad (19)$$

$$\int_{t_1+k\Delta}^{t_1+(k+1)\Delta} F[\mathbf{q}(t), t] dt \approx \frac{F_k + F_{k+1}}{2} \Delta \quad (20)$$

leading to the following integrator:

$$q_{k+1} = q_k + \frac{b\Delta}{m} \left[p_k + \frac{\Delta}{2} (F_k + f_k) \right] \quad (21)$$

$$p_{k+1} = ap_k + \frac{\Delta}{2} (aF_k + F_{k+1}) + bf_k \Delta \quad (22)$$

$$a \stackrel{\text{def}}{=} \frac{1 - \frac{\beta\Delta}{2}}{1 + \frac{\beta\Delta}{2}} \quad (23)$$

$$b \stackrel{\text{def}}{=} \frac{1}{1 + \frac{\beta\Delta}{2}} \quad (24)$$

$$\beta \stackrel{\text{def}}{=} \gamma / m \quad (25)$$

Here and hereinafter, the big- O and the little- o notations apply to a dimensionless representation of equations as defined below. The GJF integrator's convergence to the analytical solution for $k \rightarrow \infty$ was proven [38] to be independent on Δ as long as $a_i < 1$, which is a lighter t -approximation of the type (18).

The same integrals can be derived in a closed-form way if a different F_C -approximation is taken:

$$F[\mathbf{q}(t), t]|_{t \in (t_1+k\Delta, t_1+(k+1)\Delta)} \approx F_k = \text{const} \quad (26)$$

This constant force approximation allows integration of (9)–(10) as a solution of the nonhomogeneous differential equation leads to the Ermak-Buckholz (EB) [39] method:

$$p_{k+1} = p_k e^{-\beta\Delta} + \frac{EF_k}{\beta} + \tilde{p}_k \quad (27)$$

$$q_{k+1} = q_k + \frac{Ep_k}{\gamma} + \frac{F_k}{\gamma} \left[\Delta - \frac{E}{\beta} \right] + \tilde{q}_k \quad (28)$$

$$E \stackrel{\text{def}}{=} 1 - e^{-\beta\Delta} \quad (29)$$

Here, the noise components \tilde{p}_k and \tilde{q}_k are *correlated* random steps in the phase space:

$$\langle \tilde{p}_k \rangle = 0 \quad (30)$$

$$\langle \tilde{q}_k \rangle = 0 \quad (31)$$

$$\langle \tilde{p}_k \tilde{q}_k \rangle = \frac{k_B T E^2}{\beta} \quad (32)$$

$$\langle (\tilde{p}_k)^2 \rangle = k_B T m (1 - e^{-2\beta\Delta}) \quad (33)$$

$$\langle (\tilde{q}_k)^2 \rangle = \frac{k_B T}{m\beta^2} (2\beta\Delta - 3 + 4e^{-\beta\Delta} - e^{-2\beta\Delta}) \quad (34)$$

A detailed algorithm for selecting the random steps is described in [39] and our implementation [40]. Depending on the order of the selection of the random steps there are two variations of EM method: velocity-EB and position-EB (vEB, pEB accordingly).

The Brownian Dynamics (BD) scheme [1] was originally suggested by Ermak and McCammon (EM) [41]. It is the overdamped limit of the EB (26)–(34) which is another kind of t_Δ -approximation:

$$\Delta \gg \Delta_0 \quad (35)$$

It leads to the vanishing of all the terms of the magnitude $o(\Delta/\Delta_0)$ in (27)–(34) transforming everything back to the classical formulae for diffusion [42] and viscous drift.

Our previously published method [43] (“AI integrator”) corresponds to EB with q -approximation of zero cross-correlation (32). Another similar integrator is Long-Timestep Inertial Dynamics (LTID) [44] corresponding to the F_C -approximation and propagation structure of the EB method (26)–(29) with additional f_C -approximation: instead of correlated \tilde{p}_k and \tilde{q}_k terms, the averaged over Δ random force of the BBK and GJF type (17) is added to the conservative force as if it was constant during Δ as well. The LTID integrator has its limit form which was referred to as inertial Brownian Dynamics (IBD) [44] if other $o(\Delta/\Delta_0)$ -terms are kept but terms like $e^{-\beta\Delta}$ are removed. It is a priori known and validated by our tests that all these integrators (AI, LTID, IBD) have performances that fall between those of the EB and the EM methods. We will consider only LTID in this paper for the sake of simplicity.

The EB method is an integrator of special interest because each state is integrated almost without approximations and the timestep can be as large as possible, which connects micro- and mesoscale physics by the same computational approach. Its only approximation is a constant conservative force within the single time step (26). It is possible to exclude or minimize such approximation with a proper two-point interpolation of the conservative force. Depending on a particular physical problem, different basis functions for interpolation can be selected. This was suggested in the integrator “Langevin impulse” (LI) [45]:

$$F[\mathbf{q}(t), t] \approx (F_k - F_{k-1}) \chi(t - t_k) \quad (36)$$

$$\chi(t) = \frac{1 - e^{-\beta(t-t_k)}}{e^{\beta\Delta} - 1} \quad (37)$$

The method of van Gunsteren and Berendsen [46] (vGB82) uses a different interpolation function fitting better cases of force changes that are linear in time:

$$\chi_i(t) = \frac{t - t_k}{\Delta} \quad (38)$$

It is obvious that the methods involving a closed-form solution of the Langevin equation (e.g. EM, EB, LI, and vGB82) have the benefit of using large time steps as long as their respective force approximation suits. Most of them (except EM) reduce to the Hamiltonian equations of motion (9)–(10) at $\Delta \rightarrow 0$. However, these methods do not have a quasi-symplectic structure, i.e. time-reversibility in the case of $T = 0$ and $\gamma = 0$, or, either, the constant- (N, V, E) ensemble. The BBK, $\lambda 05$ -VV, and GJF methods have this feature, but their time step has an upper stability limit. An interesting integrator combining unrestricted time steps and temporally symmetrical quasi-symplectic structure is the BAOAB [47]:

$$p_{k+1/3} = p_k + F_k \frac{\Delta}{2} \quad (39)$$

$$q_{k+1/2} = q_k + p_{k+1/3} \frac{\Delta}{2m} \quad (40)$$

$$p_{k+2/3} = p_{k+1/3} e^{-\beta\Delta} + \xi_k \sqrt{k_B T (1 - e^{-2\beta\Delta}) m} \quad (41)$$

$$q_{k+1} = q_{k+1/2} + p_{k+2/3} \frac{\Delta}{2m} \quad (42)$$

$$p_{k+1} = p_{k+2/3} + F_{k+1} \frac{\Delta}{2} \quad (43)$$

The original paper compares several alternatives (including BBK, vGB82, LI) for Molecular Dynamics configurational sampling and concludes that BAOAB is the best fit. We will consider this integrator as well for different physical use cases.

It is required to define a probability distribution of the discrete random ξ_k used in all the above methods. Because of the model nature of LD, its selection is somehow arbitrary. The methods without the upper limits in the time step can provide physically meaningful results even after a single simulation step (e.g. classical Brownian diffusion random spatial step [42]). Real experimental random values are well described by the Gaussian noise in this case. Oppositely, the methods relying on small time steps require a certain number of steps to achieve the average predicted by the framework of statistical physics as long as the ergodic

hypothesis is valid and an in silico process is stationary. A probability distribution of ξ_k can be arbitrarily chosen according to the central limit theorem. However, it is better to select a limited range of values for numerical stability. We select the continuous uniform distribution in this case.

Method	Quasi-symplectic	Approximations	Noise	Implementation
BBK [33]	Yes	t_∂	Uniform	[48]
$\lambda 05$ –VV [35]	Yes	t_∂, q_λ	Uniform	[49]
GJF [38]	Yes	$t_\partial, q_\Delta, F_\Delta$	Uniform	[50]
vEB/pEB [39]	No	t_∂, F_C	Gaussian	[40]
EM (BD) [41]	No	$t_\partial, t_\Delta, F_C$	Gaussian	[51]
LTID [44]	No	t_∂, F_C, f_C	Gaussian	[52]
vGB82 [46]	No	t_∂	Gaussian	[53]
LI [45]	No	t_∂	Gaussian	[54]
BAOAB [47]	Yes	t_∂	Gaussian	[55]

Table 1: List of selected Langevin integrators. The implying approximations are described in the text

3. A validation of the methods

All the practical simulation implementation and corresponding results here are based on the dimensionless units similar to the ones defined in [39]:

$$t^* = t/\Delta_0 \quad (44)$$

$$p^* = p/\sqrt{m_0 k_B T}, \quad (45)$$

where the characteristic mass m_0 is simply equal to a particle in our case because we will be considering equal particles only; all dimensionless units will be denoted by *. The friction tensor is built up with equal diagonal-only components γ_0 as well. All these constant properties were taken unitary unless stated otherwise. All other units can be easily derived from (44)–(45). All the equations defining selected integrators keep their structure and do simplify.

The below method validations have been performed for all the integrators from Table 1. In order to test the integrators with different time steps, the following range of values have been selected for all the following tests: $\Delta^* \in [0.1, 1.5]$. A part of this range can be out of the stability area of particular integrators as described before. The indicative detailed results will be shown for the selected time steps and integrators ($\lambda 05$ –VV, GJF, LI, and BAOAB). The full range of analysis will be provided in the figures for precision indicators obtained from the detailed results.

The pseudorandom values ξ_k required to address thermal fluctuation can receive different seed values at the start. A variation of this seed was tested, however, technically the averages have little impact compared

to an increase in the number of particles and simulation steps which is unrestricted in order to generalize results. We selected a large enough number of particles (and 3 times more degrees of freedom) and a number of simulation steps to collect statistically meaningful results.

3.1. Thermal properties

The first validation of the above integrators we consider is their essential thermal consistency when applied to $N = 1000$ identical particles with 3 translational degrees of freedom. It is naturally expected to obtain a thermodynamically correct in silico temperature average among all the degrees of freedom $\langle T^* \rangle \approx 1$ and its stationarity over time. We will validate it using the linear regression analysis of $\langle \Delta T^* \rangle = \langle T^* \rangle - 1$ for 100 000 simulation steps covering the time range $[t_1^*, t_2^*]$ (Fig. 1):

$$\langle \Delta T^* \rangle (t^*) \approx \epsilon' + \frac{\epsilon'' \tau^*}{t_2^* - t_1^*} \quad (46)$$

$$\tau^* = t^* - t_1^* \quad (47)$$

The GJF plot cut means an end of the integrator stability area. The EM integrator is not designed to give the value of momentum at all.

3.2. Diffusion

Here the translational diffusive motion of the same particles setup from the section 3.1 is simulated by the integrators. Assuming particles initially at rest, at $t = t_1^*$, their mean squared displacement is given by a formula similar to (34):

$$\begin{aligned} (\delta q_{\text{sim}}^*)^2 &\approx \delta q^{*2} (\tau^*) = \\ \left\langle [\mathbf{q}^* (t^*) - \mathbf{q}^* (t_1^*)]^2 \right\rangle / (3N) &= 2\tau^* - 3 + 4e^{-\tau^*} - e^{-2\tau^*} \end{aligned} \quad (48)$$

Here and hereinafter, the subscript _{sim} differentiates numerical values unless expressed explicitly. This expression is a more precise version of the diffusion equation based on the Einstein relation [42] allowing to validate of the particle “heating up” stage, i.e. to cover both tiny, intermediate, and big-time steps Δ^* . The relative deviation and its regression analysis (with ϵ' and ϵ'' parameters as before (46)) have been calculated for the integrators (Fig. 2-3):

$$(\delta r^*)^2 = \frac{(\delta q^*)^2 - (\delta q_{\text{sim}}^*)^2}{(\delta q^*)^2} \quad (49)$$

The linear regression analysis is skipped for $\Delta^*=0.01$ because of the non-stationary “heating up” nature of this stage. However, an average $\epsilon' = \langle (\delta r^*)^2 \rangle$ is calculated to address the integrator’s deviation from the expected value even in this case.

3.3. Autocorrelation properties

The Green-Kubo relations [56] for the particle undergoing stochastic dynamics modeled by Langevin equation is given by:

$$\int_0^\infty C_p^*(\tau^*) d\tau^* = D^* = 1 \quad (50)$$

$$C_p^*(\tau^*) = \langle \mathbf{p}^*(t_1) \mathbf{p}^*(t) \rangle / (3N) = e^{-\tau^*} \quad (51)$$

Using the numerical method [57], the simulated value D_{sim}^* and dependence $C_{p(\text{sim})}^*(\tau^*)$ determines the given integrator precision (Fig. 4- 5):

$$\left| D_{\text{sim}}^* - 1 \right| = \epsilon' \quad (52)$$

$$\frac{1}{t_2^* - t_1^*} \int_0^{t_2^* - t_1^*} \left| \frac{C_{p(\text{sim})}^*(\tau^*) - C_p^*(\tau^*)}{C_p^*(\tau^*)} \right| d\tau^* = \epsilon'' \quad (53)$$

Here and hereinafter criteria like (53) have been applied only for the main range of values $|C_p^*(\tau^*)| > 0.01$, ignoring smaller values with spurious digits which are more sensitive to programming implementation details than to the integrator structure itself.

3.4. Harmonic potential

The Harmonic potential case is an essential model of multiple microscopical interactions. It is important to validate similar autocorrelational properties of the particle in harmonic potential because the majority of real experimental cases can be well modeled by it, especially in the case of small magnitudes of spatial deviations. The corresponding Langevin equation is given by:

$$\dot{\mathbf{p}}^* = -\kappa^* \mathbf{q}^* - \mathbf{p}^* + \mathbf{f}^*(t^*) \quad (54)$$

$$\kappa^* \stackrel{\text{def}}{=} \kappa \frac{\Delta_0}{\gamma_0}, \quad (55)$$

where κ is Hooke's law constant. Expected autocorrelation functions can be derived using the Wiener-Khinchin theorem [8]. We use units with dimensions again for better reference:

$$C_q(\tau) = \langle \mathbf{q}(t_1) \mathbf{q}(t) \rangle / (3N) = \frac{\beta_0 k_B T}{\pi m_0} \int_{-\infty}^{\infty} \frac{e^{-i\omega\tau} d\omega}{(\omega_0^2 - \omega^2)^2 + \omega^2 \beta_0^2} \quad (56)$$

$$C_p(\tau) = -m_0^2 \frac{d^2}{d\tau^2} C_q(\tau), \quad (57)$$

where $\beta_0 = 1/\Delta_0$ and $\omega_0 = \sqrt{\kappa/m_0}$. The autocorrelation functions can be derived for: *underdamped* ($\kappa^* > 0.25$), *critical* ($\kappa^* = 0.25$), and *overdamped* ($0 < \kappa^* < 0.25$) [44] use cases:

$$C_q(\tau) \Big|_{\kappa^* > 1/4} = \frac{k_B T}{m_0 \omega_0^2} e^{-\beta_0 \tau/2} \left(\cos \omega_1 \tau + \frac{\beta_0}{2\omega_1} \sin \omega_1 \tau \right) \quad (58)$$

$$C_p(\tau) \Big|_{\kappa^* > 1/4} = k_B T m_0 e^{-\beta_0 \tau/2} \left(\cos \omega_1 \tau - \frac{\beta_0}{2\omega_1} \sin \omega_1 \tau \right) \quad (59)$$

$$C_q(\tau) \Big|_{\kappa^* = 1/4} = \frac{2k_B T}{m_0 \beta_0^2} e^{-\beta_0 \tau/2} (2 + \beta_0 \tau) \quad (60)$$

$$C_p(\tau) \Big|_{\kappa^* = 1/4} = k_B T m_0 e^{-\beta_0 \tau/2} \left(1 - \frac{\beta_0 \tau}{2} \right) \quad (61)$$

$$C_q(\tau) \Big|_{\kappa^* < 1/4} = \frac{k_B T}{2\omega_0^2 \beta_1 m_0} (-e^{-\beta_+ \tau} \beta_- + e^{-\beta_- \tau} \beta_+) \quad (62)$$

$$C_p(\tau) \Big|_{\kappa^* < 1/4} = \frac{k_B T m_0}{2\beta_1} (+e^{-\beta_+ \tau} \beta_+ - e^{-\beta_- \tau} \beta_-) \quad (63)$$

where the following definitions have been used:

$$\omega_1^2 \stackrel{\text{def}}{=} \omega_0^2 - \beta_0^2/4 \quad (64)$$

$$\beta_1^2 \stackrel{\text{def}}{=} -\omega_0^2 + \beta_0^2/4 \quad (65)$$

$$\beta_{\pm} \stackrel{\text{def}}{=} \sqrt{\beta_0 \left(\frac{\beta_0}{2} \pm \beta_1 \right) - \omega_0^2} \quad (66)$$

The corresponding integrals read:

$$\int_0^\infty C_q(\tau) d\tau \stackrel{\text{def}}{=} \zeta_q \quad (67)$$

$$\int_0^\infty C_p(\tau) d\tau \stackrel{\text{def}}{=} \zeta_p \quad (68)$$

$$\zeta_q \Big|_{\kappa^* > 1/4} = \frac{k_B T \gamma_0}{\kappa^2} \quad (69)$$

$$\zeta_p \Big|_{\kappa^* > 1/4} = 0 \quad (70)$$

$$\zeta_q \Big|_{\kappa^* = 1/4} = \frac{16k_B T}{m_0 \beta_0^3} \quad (71)$$

$$\zeta_p \Big|_{\kappa^* = 1/4} = 0 \quad (72)$$

$$\zeta_q \Big|_{\kappa^* < 1/4} = \frac{k_B T}{2m_0 \beta_1 \omega_0^2} \left(\frac{\beta_+}{\beta_-} - \frac{\beta_-}{\beta_+} \right) \quad (73)$$

$$\zeta_p \Big|_{\kappa^* < 1/4} = 0 \quad (74)$$

takes a dimensionless form in our case: $\zeta_q \Big|_{\kappa^* > 1/4} = 1/\kappa^2$, $\zeta_q \Big|_{\kappa^* = 1/4} = 16$, and

$$\zeta_q \Big|_{\kappa^* < 1/4} = \frac{1}{2\kappa^* \sqrt{1/4 - \kappa^*}} \left[\frac{\beta_+^*(\tau^*)}{\beta_-^*(\tau^*)} - \frac{\beta_-^*(\tau^*)}{\beta_+^*(\tau^*)} \right] \quad (75)$$

accordingly, where $\beta_{\pm}^*(\tau^*)$ are defined according to (44) (65), and (66).

The simulated values $\zeta_{(\text{sim})q/p}^*$ (Fig. 6-Fig. 7) and dependencies $C_{q/p(\text{sim})}^*(\tau^*)$ determine the given integrator precision (Fig. 8):

$$\left| \zeta_{(\text{sim})q/p}^* - \zeta_{q/p}^* \right| = \epsilon' \quad (76)$$

$$\frac{1}{t_2^* - t_1^*} \int_0^{t_2^* - t_1^*} \left| \frac{C_{q/p(\text{sim})}^*(\tau^*) - C_{q/p}^*(\tau^*)}{C_{q/p}^*(\tau^*)} \right| d\tau^* = \epsilon'' \quad (77)$$

3.5. Constant force

It is crucial to consider the effect of external forces, especially from the spatially uniform field as the simplest and most common case (e.g. gravity, electrostatic field). The present validation of this case is an expected Boltzmann distribution of $N = 300$ particles in the box space with an edge length of $L^* = 2500$ arbitrary units and hard walls, which can be observed through the particles number density distribution in space (Fig. 9):

$$\phi(s) = \frac{N|\mathbf{F}_{\text{ext}}^*|}{L^{*2}(1 - e^{-|\mathbf{F}_{\text{ext}}^*|L^*})} e^{-|\mathbf{F}_{\text{ext}}^*|s}, \quad (78)$$

where s is a dimensionless coordinate interpolating the consecutive number of the spatial slice perpendicular to the direction of the applied force. The corresponding precision parameter is defined (Fig. 10):

$$\frac{1}{L^*} \int_0^{L^*} \left| \frac{\phi_{\text{sim}}(s) - \phi(s)}{\phi(s)} \right| ds = \epsilon'' \quad (79)$$

4. Results and Discussion

Summarizing the validation results in a quantitative manner can be made based on precision factors ϵ' and ϵ'' . We use a sum of integer $|\lceil \log_{10} \epsilon' \rceil|$ and $|\lceil \log_{10} \epsilon'' \rceil|$ for all the validation cases described above to evaluate each integrator effectiveness. If $\epsilon' > 1$ or $\epsilon'' > 1$, or the integrator is unstable, one is counted as -1 in a total score. Each of the following theoretical (and usability) features gives +3 score for an integrator: arbitrary small time steps possible, arbitrary large time steps possible, and quasi-symplectic integrator type.

The final cumulative benchmarking results is a sum of all these scores for all the above validation tests and all the time steps (Fig. 11). The best result was found for the LI and vGB82 integrators. Little lower performances but high results correspond to vBBK, $\lambda 05$ -VV, vEB, pEB, and BAOAB. The $\lambda 05$ -VV integrator was assessed *de facto* as a standard for rotational motion simulation [35] and, often, is referred to as a default velocity Verlet integrator without special terminology [26]. The BAOAB was claimed as a leading integrator for certain cases [47].

The negative part of the present results for certain integrators is related to the validation approach rather than to its fundamental value. For instance, the EM integrator is based on solid theoretical ground. It is designed and usually used for positions only without momentum, while we considered the momentum tests. The majority of integrators are based on approximations (Tab. 1) requiring certain time steps by design and

those are consistent. Hence, the current comparison is not conceptually critical, rather it corresponds to practical usability. An ability to vary the time step is practically useful. Increasing the time step from zero to a maximum value is crucial for DNA plasmid juxtaposition [7], simple diffusion (e.g. via a membrane), and other mesoscale studies.

5. Conclusions

Several popular use cases have been used for the validation of the popular and known integrator of Langevin and Brownian dynamics. Verification of quantitative matching of expected and numerical results was supplemented by usability testing, e.g. arbitrary time step size integrator stability. The final benchmarking shows the prominent quality and effectiveness of the “Langevin Impulse” integrator suggested by Skeel and Izaguirre in 2002. As a common basis for the implementation of all the integrators, both open-source “ESPResSo” and proprietary platforms “Moebius” was used for simplicity of reference and reuse of the present implementation as well as results.

6. Acknowledgements

The research was supported by the scholarship IAC-RM UA-SC 01-2022 from the National Research Council (Italy, CNR). We thank also ESPResSo team for their open-source software maintenance which was of significant value for the present research. We thank the open-source community in general for supplying multiple digital tools we used.

References

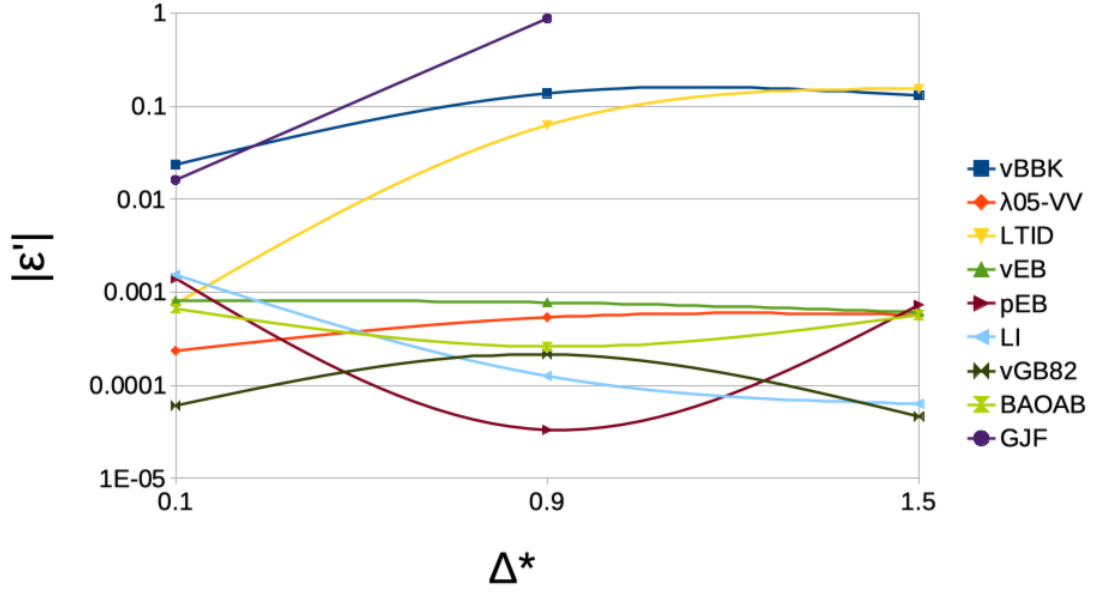
- [1] T. Schlick, Molecular Modeling and Simulation: An Interdisciplinary Guide, volume 21 of *Interdisciplinary Applied Mathematics*, Springer New York, New York, NY, 2010. URL: <http://link.springer.com/10.1007/978-1-4419-6351-2>. doi:10.1007/978-1-4419-6351-2.
- [2] D. Frenkel, Soft condensed matter, *Physica A: Statistical Mechanics and its Applications* 313 (2002) 1–31.
- [3] R. A. L. Jones, Soft condensed matter, volume 6, Oxford University Press, 2002.
- [4] A. Jordan, R. Scholz, P. Wust, H. Föhling, Magnetic fluid hyperthermia (MFH): Cancer treatment with AC magnetic field induced excitation of biocompatible superparamagnetic nanoparticles, *Journal of Magnetism and Magnetic Materials* 201 (1999) 413–419.
- [5] S. Mashaghi, T. Jadidi, G. Koenderink, A. Mashaghi, Lipid Nanotechnology, *International Journal of Molecular Sciences* 14 (2013) 4242–4282.

- [6] T. R. Schneider, A. T. Brünger, M. Nilges, Influence of internal dynamics on accuracy of protein NMR structures: Derivation of realistic model distance data from a long molecular dynamics trajectory, *Journal of Molecular Biology* 285 (1999) 727–740.
- [7] D. A. Beard, T. Schlick, Inertial stochastic dynamics. II. Influence of inertia on slow kinetic processes of supercoiled DNA, *The Journal of Chemical Physics* 112 (2000) 7323.
- [8] W. Coffey, Y. P. Kalmykov, *The Langevin equation: with applications to stochastic problems in physics, chemistry and electrical engineering*, volume 27, World Scientific, 2012.
- [9] I. Z. Fisher, *Statistical theory of liquids*, University of Chicago Press, 1964.
- [10] J. Kolafa, I. Nezbeda, The Lennard-Jones fluid: an accurate analytic and theoretically-based equation of state, *Fluid Phase Equilibria* 100 (1994) 1–34.
- [11] I. G. Economou, Statistical Associating Fluid Theory: A Successful Model for the Calculation of Thermodynamic and Phase Equilibrium Properties of Complex Fluid Mixtures, *Ind. Eng. Chem. Res.* 41 (2001) 953–962.
- [12] M. Bernaschi, S. Melchionna, S. Succi, Mesoscopic simulations at the physics-chemistry-biology interface, *Reviews of Modern Physics* 91 (2019) 025004.
- [13] A. Satoh, *Introduction to practice of molecular simulation: molecular dynamics, Monte Carlo, Brownian dynamics, Lattice Boltzmann and dissipative particle dynamics*, Elsevier, 2010.
- [14] M. P. Allen, D. J. Tildesley, *Computer simulation of liquids*, Oxford university press, 2017.
- [15] D. Bohm, *Quantum theory*, Courier Corporation, 2012.
- [16] R. Kosloff, Propagation Methods for Quantum Molecular Dynamics, <http://dx.doi.org/10.1146/annurev.pc.45.100194.001045> 45 (1994) 145–178.
- [17] M. Bartscher, K. Pingali, An efficient CUDA implementation of the tree-based Barnes Hut N-body algorithm, in: *GPU computing Gems Emerald edition*, Elsevier, 2011, pp. 75–92.
- [18] B. Roux, T. Simonson, Implicit solvent models, *Biophysical chemistry* 78 (1999) 1–20.
- [19] D. A. McQuarrie, *Statistical mechanics*, Sterling Publishing Company, 2000.
- [20] N. Pottier, *Nonequilibrium Statistical Physics: Linear Irreversible Processes*, Oxford University Press, 2014.
- [21] N. J. Higham, *Accuracy and stability of numerical algorithms*, SIAM, 2002.
- [22] L. Verlet, Computer "Experiments" on Classical Fluids. I. Thermodynamical Properties of Lennard-Jones Molecules, *Physical Review* 159 (1967) 98–103.

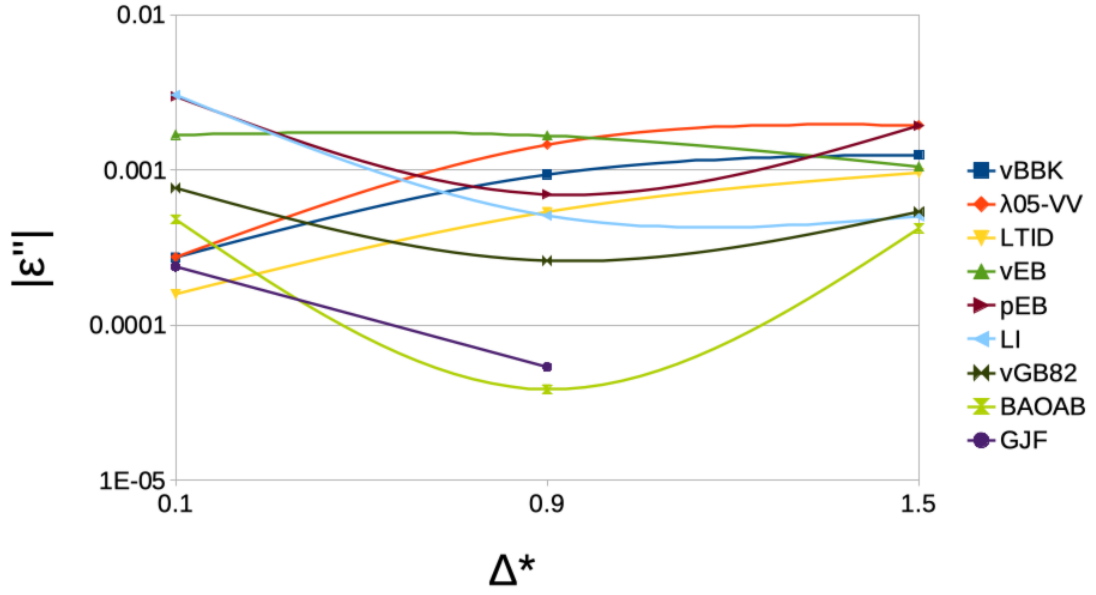
- [23] N. J. Higham, The accuracy of floating point summation, *SIAM J. Sci. Comput.* 14 (1993) 783–799.
- [24] H. Limbach, A. Arnold, B. Mann, C. Holm, ESPResSo—an extensible simulation package for research on soft matter systems, *Computer Physics Communications* 174 (2006) 704–727.
- [25] A. Arnold, O. Lenz, S. Kesselheim, R. Weeber, F. Fahrenberger, D. Roehm, P. Košován, C. Holm, ESPResSo 3.1: Molecular Dynamics Software for Coarse-Grained Models, in: *Lecture Notes in Computational Science and Engineering*, Springer Berlin Heidelberg, 2013, pp. 1–23. doi:10.1007/978-3-642-32979-1_1.
- [26] The ESPResSo project Copyright (C), ESPResSo, 2016. URL: <https://github.com/espressomd/espresso>.
- [27] Simone Melchionna, Lexma Technology, 2023. URL: <https://www.lexma-tech.com/>.
- [28] M. Tuckerman, B. J. Berne, G. J. Martyna, Reversible multiple time scale molecular dynamics, *The Journal of Chemical Physics* 97 (1992) 1990–2001.
- [29] E. Minguzzi, Rayleigh’s dissipation function at work, *European Journal of Physics* 36 (2015) 35014.
- [30] H. F. Trotter, On the Product of Semi-Groups of Operators, *Proceedings of the American Mathematical Society* 10 (1959) 545.
- [31] A. Ricci, G. Ciccotti, Algorithms for brownian dynamics, *Molecular Physics* 101 (2003) 1927–1931.
- [32] F. Thalmann, J. Farago, Trotter derivation of algorithms for brownian and dissipative particle dynamics, *The Journal of chemical physics* 127 (2007) 124109.
- [33] A. Brünger, C. L. Brooks III, M. Karplus, Stochastic boundary conditions for molecular dynamics simulations of st2 water, *Chemical physics letters* 105 (1984) 495–500.
- [34] S. Melchionna, Design of quasisymplectic propagators for langevin dynamics, *The Journal of chemical physics* 127 (2007) 044108.
- [35] N. S. Martys, R. D. Mountain, Velocity Verlet algorithm for dissipative-particle-dynamics-based models of suspensions, *Physical Review E* 59 (1999) 3733–3736.
- [36] R. D. Groot, P. B. Warren, Dissipative particle dynamics: Bridging the gap between atomistic and mesoscopic simulation, *The Journal of chemical physics* 107 (1997) 4423–4435.
- [37] W. Wang, R. D. Skeel, Analysis of a few numerical integration methods for the langevin equation, *Molecular Physics* 101 (2003) 2149–2156.
- [38] N. Grønbech-Jensen, O. Farago, A simple and effective verlet-type algorithm for simulating langevin dynamics, *Molecular Physics* 111 (2013) 983–991.

- [39] D. L. Ermak, H. Buckholz, Numerical integration of the langevin equation: Monte carlo simulation, *Journal of Computational Physics* 35 (1980) 169–182.
- [40] Bohdan Tanyhin, Ermak-Buckholz integrator implementation, 2019. URL: <https://github.com/psci2195/espresso-ffans/releases/tag/eb-rc2>.
- [41] D. L. Ermak, J. A. McCammon, Brownian dynamics with hydrodynamic interactions, *The Journal of chemical physics* 69 (1978) 1352–1360.
- [42] A. Einstein, On the movement of small particles suspended in stationary liquids required by the molecular-kinetic theory of heat, *Annalen der Physik* 17 (1905) 16.
- [43] B. Tanygin, Langevin dynamics simulation with dipole–dipole interactions: Massive performance improvements and advanced analytical integrator, *Computer Physics Communications* 235 (2019).
- [44] D. A. Beard, T. Schlick, Inertial stochastic dynamics. i. long-time-step methods for langevin dynamics, *The Journal of Chemical Physics* 112 (2000) 7313–7322.
- [45] R. D. Skeel, J. A. Izaguirre, An impulse integrator for langevin dynamics, *Molecular Physics* 100 (2002) 3885–3891.
- [46] W. Van Gunsteren, H. Berendsen, Algorithms for brownian dynamics, *Molecular Physics* 45 (1982) 637–647.
- [47] B. Leimkuhler, C. Matthews, Robust and efficient configurational molecular sampling via langevin dynamics, *The Journal of chemical physics* 138 (2013) 05B601.1.
- [48] Bohdan Tanyhin, Brooks-Brünger-Karplus integrator implementation, 2019. URL: <https://github.com/psci2195/espresso-ffans/releases/tag/bbk-rc1>.
- [49] Bohdan Tanyhin, Groot-Warren integrator implementation, 2019. URL: <https://github.com/psci2195/espresso-ffans/releases/tag/gw-rc1>.
- [50] Bohdan Tanyhin, Grønbech-Jensen-Farago integrator implementation, 2019. URL: <https://github.com/psci2195/espresso-ffans/releases/tag/gjf-rc1>.
- [51] Bohdan Tanyhin, Ermak-McCammon Brownian Dynamics integrator implementation, 2019. URL: <https://github.com/psci2195/espresso-ffans/releases/tag/EM-BD-rc1>.
- [52] Bohdan Tanyhin, Long time-step Inertial Dynamics and Inertial Brownian Dynamics integrators implementation, 2019. URL: <https://github.com/psci2195/espresso-ffans/releases/tag/ltid-ibd-rc1>.
- [53] Bohdan Tanyhin, van Gunsteren-Berendsen integrator implementation, 2019. URL: <https://github.com/psci2195/espresso-ffans/releases/tag/vgb82-rc1>.

- [54] Bohdan Tanyhin, Langevin impulse integrator implementation, 2019. URL: <https://github.com/psci2195/espresso-ffans/releases/tag/li-rc1>.
- [55] Bohdan Tanyhin, BAOAB integrator implementation, 2019. URL: <https://github.com/psci2195/espresso-ffans/releases/tag/baoab-rc1>.
- [56] M. S. Green, Markoff random processes and the statistical mechanics of time-dependent phenomena. ii. irreversible processes in fluids, *The Journal of chemical physics* 22 (1954) 398–413.
- [57] D. Frenkel, B. Smit, *Understanding molecular simulation: from algorithms to applications*, volume 1, Elsevier, 2001.



a



b

Figure 1: The linear regression coefficients ϵ' (a) and ϵ'' (b) represent an integrator precision in terms of a general temperature shift and its stationarity over time accordingly.

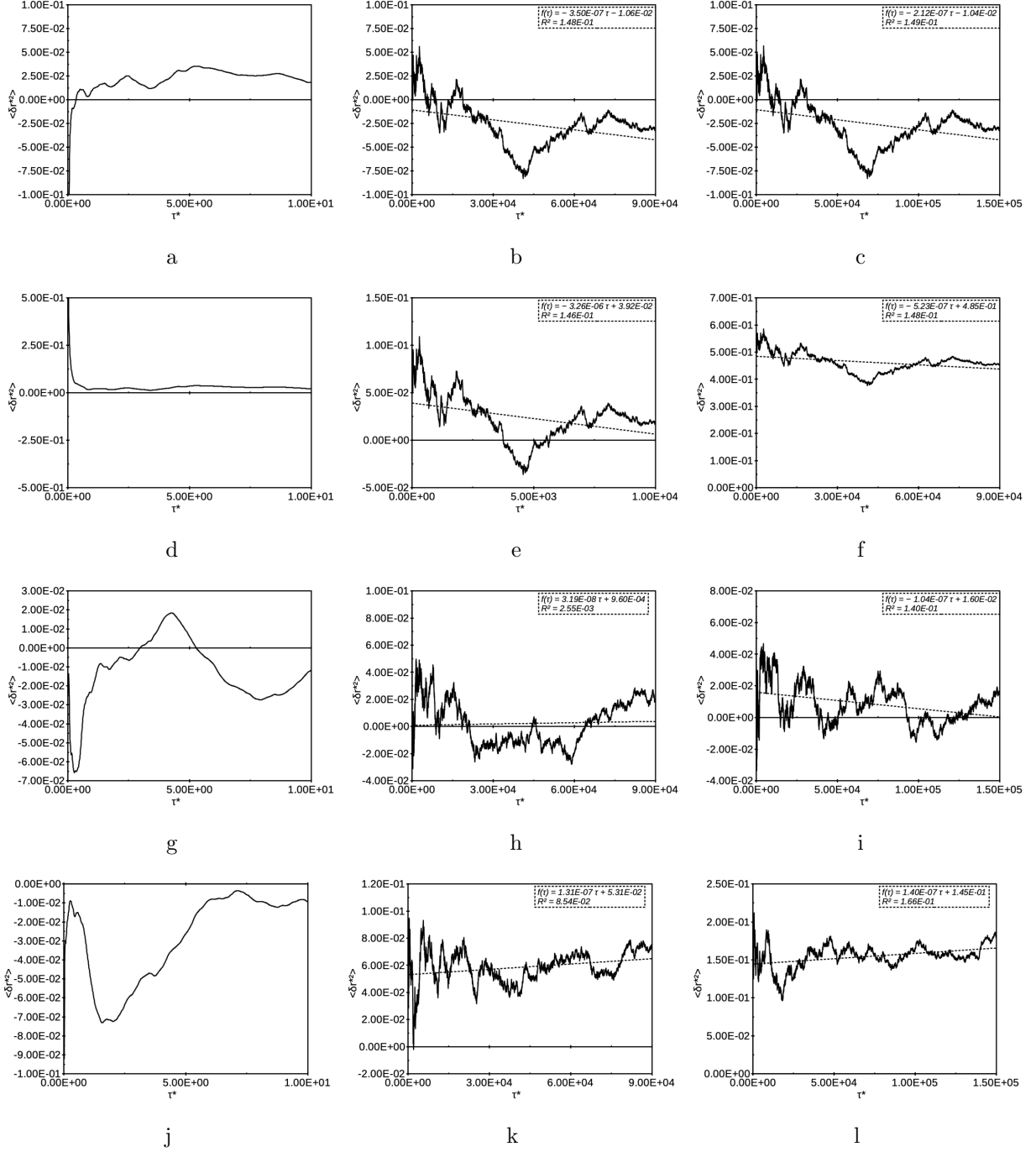
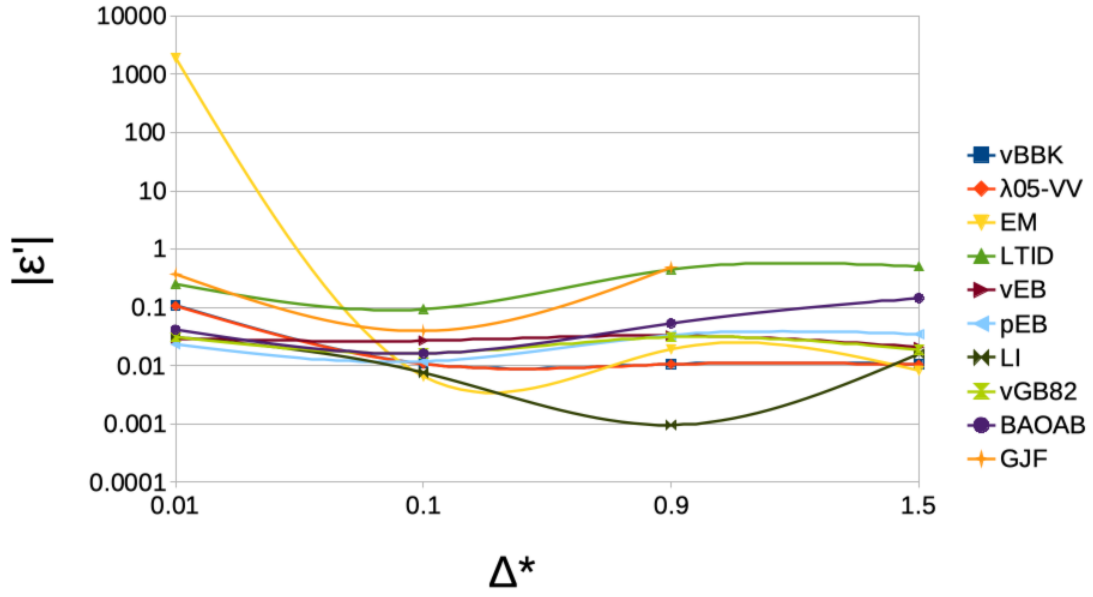
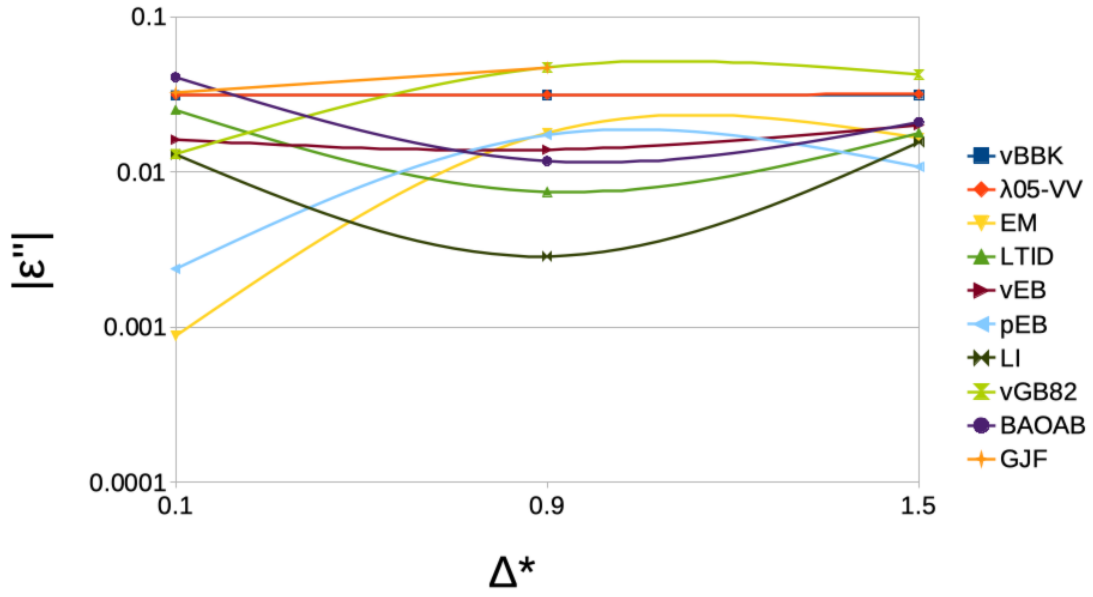


Figure 2: The particles diffusion simulation precision for $\lambda 05\text{-}VV$ (a,b,c), GJF (d,e,f), LI (g,h,i), and BAOAB (j,k,l) integrators at time steps $\Delta^*=0.01$ (a,d,g,j), 0.1 (f), 0.9 (b,f,h,k), and 1.5 (c,i,l).



a



b

Figure 3: The particles diffusion: the linear regression coefficients ϵ' (a) and ϵ'' (b) representing integrators' precision.

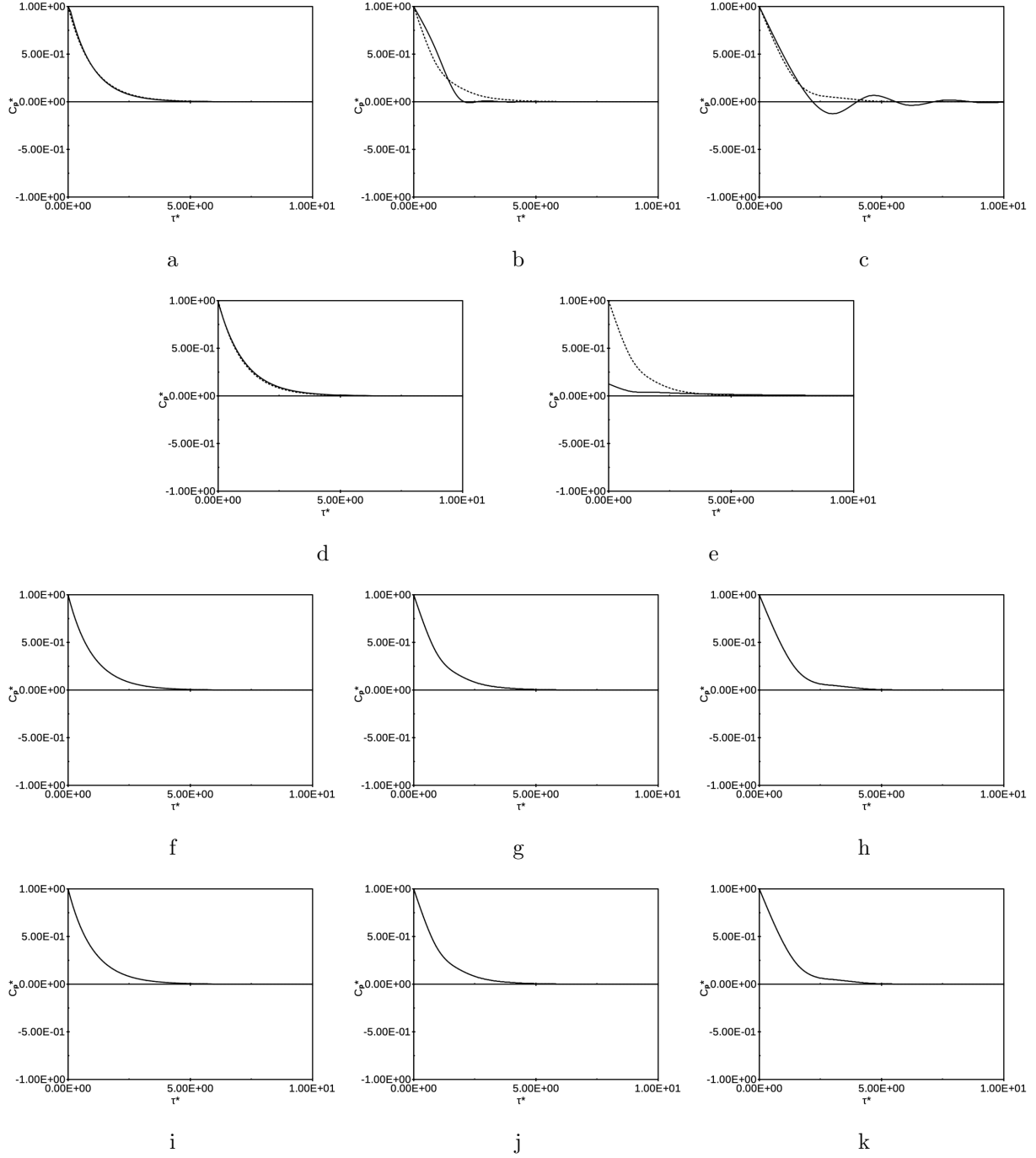
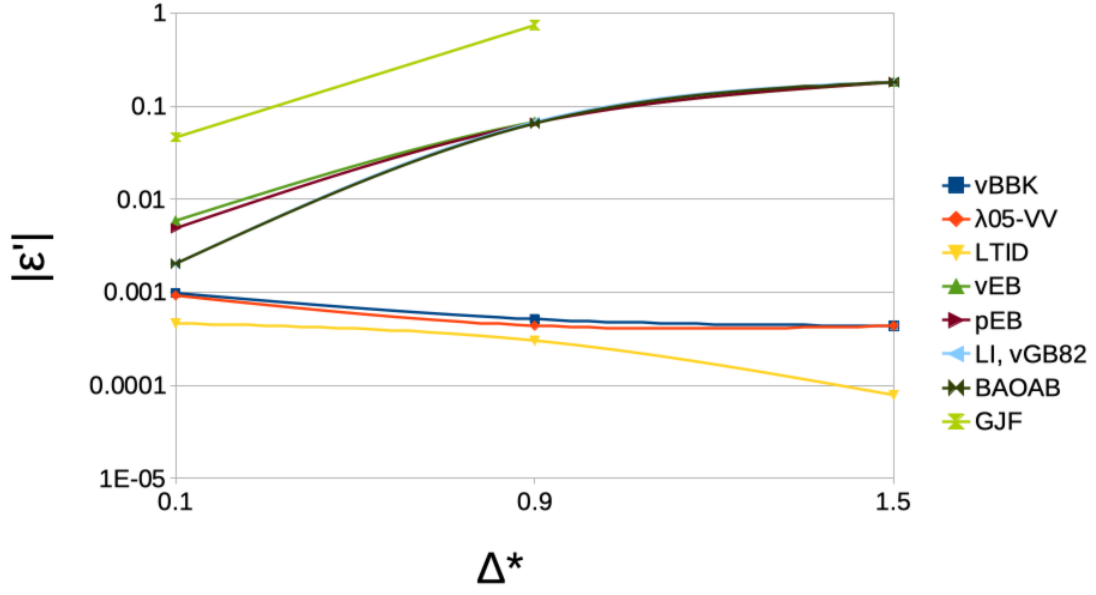
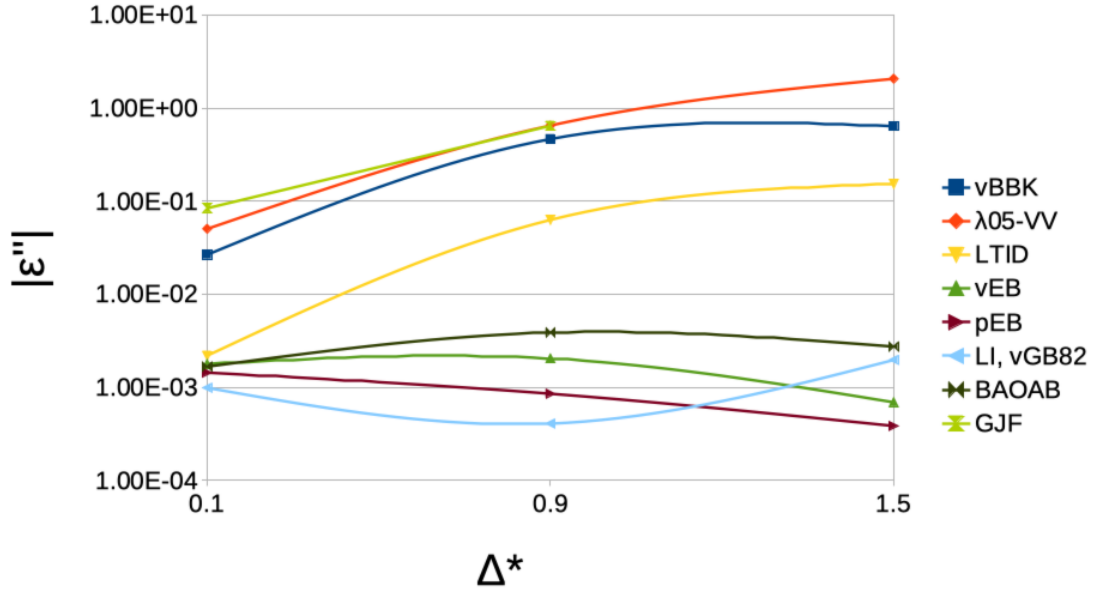


Figure 4: Simulated (solid) and theoretically expected (dashed) momentum autocorrelation function of a free particle for $\lambda 05$ -VV (a,b,c), GJF (d,e), LI (f,g,h), and BAOAB (i,j,k) integrators at time steps $\Delta^*=0.1$ (a,d,f,i), 0.9 (b,e,g,j), and 1.5 (c,h,k).



a



b

Figure 5: Momentum autocorrelation function of a free particle: the linear regression coefficients ϵ' (a) and ϵ'' (b) representing integrators' precision.

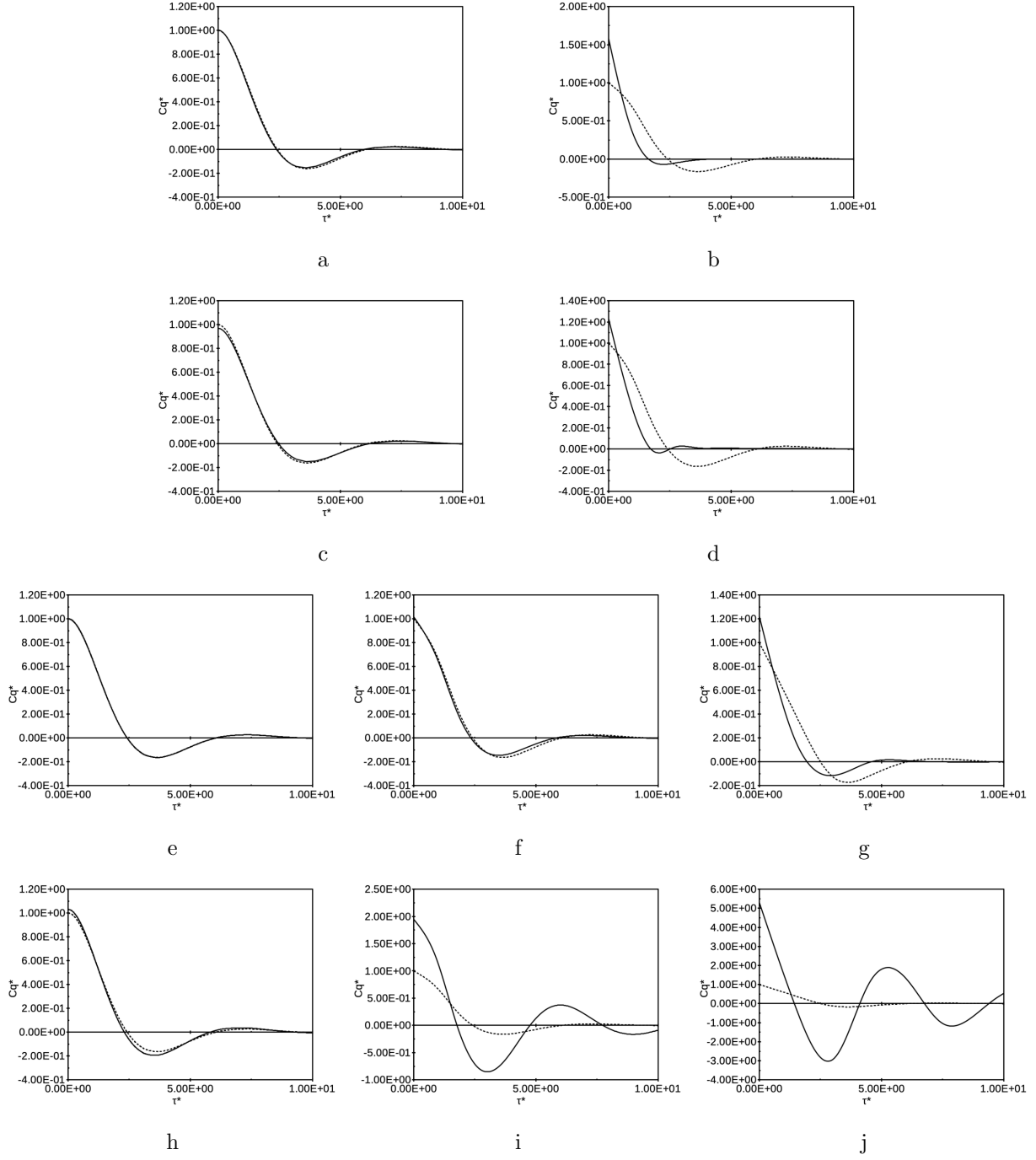


Figure 6: Simulated (solid) and theoretically expected (dashed) position autocorrelation function of a particle in the harmonic potential (underdamped case $\kappa^*=1$) for $\lambda 05$ -VV (a,b), GJF (c,d), LI (e,f,g), and BAOAB (h,i,j) integrators at time steps $\Delta^*=0.1$ (a,c,e,h), 0.9 (b,d,f,i), and 1.5 (g,j).

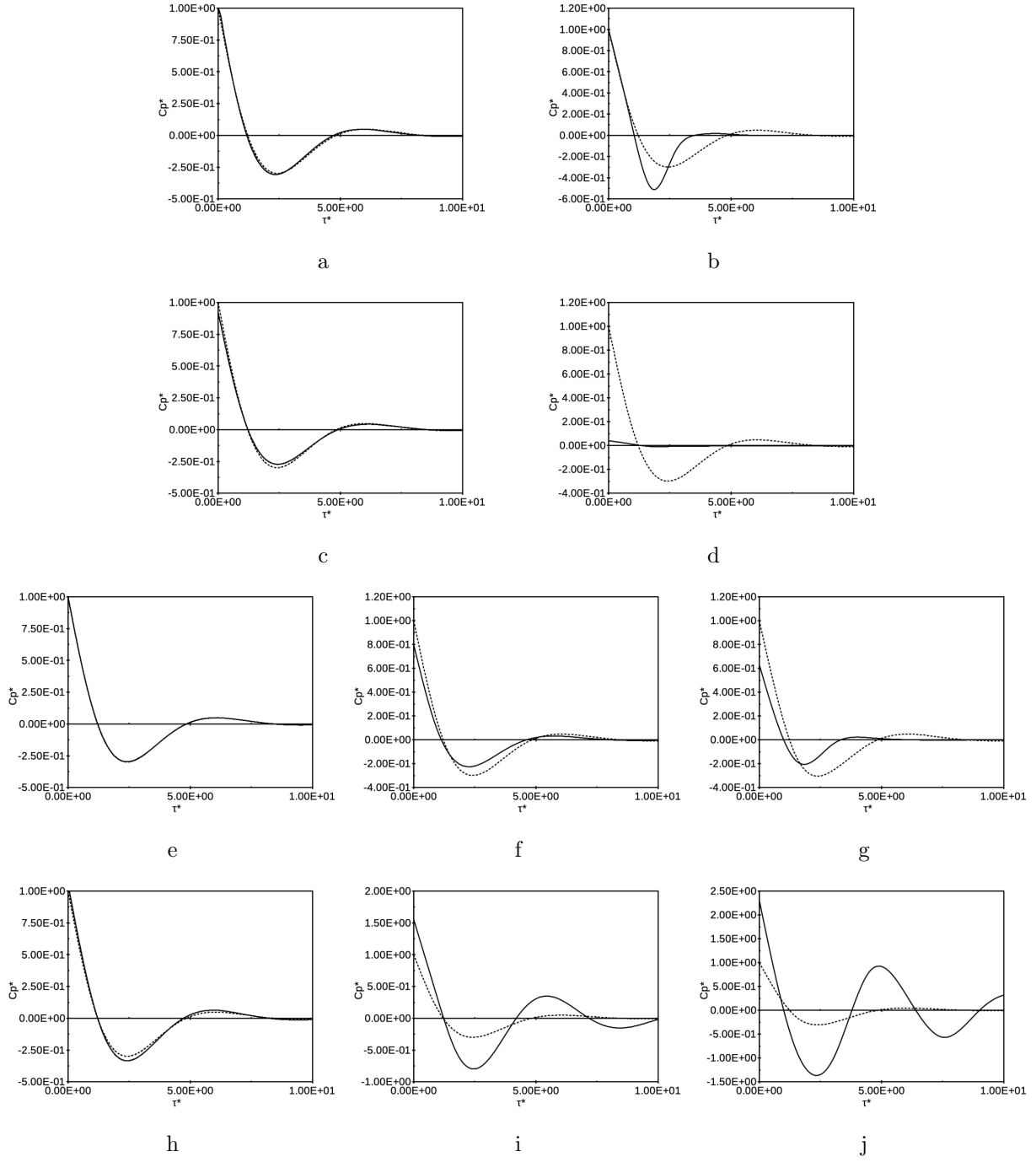


Figure 7: Simulated (solid) and theoretically expected (dashed) momentum autocorrelation function of a particle in the harmonic potential (underdamped case $\kappa^*=1$) for $\lambda 05$ -VV (a,b), GJF (c,d), LI (e,f,g), and BAOAB (h,i,j) integrators at time steps $\Delta^*=0.1$ (a,c,e,h), 0.9 (b,d,f,i), and 1.5 (g,j).

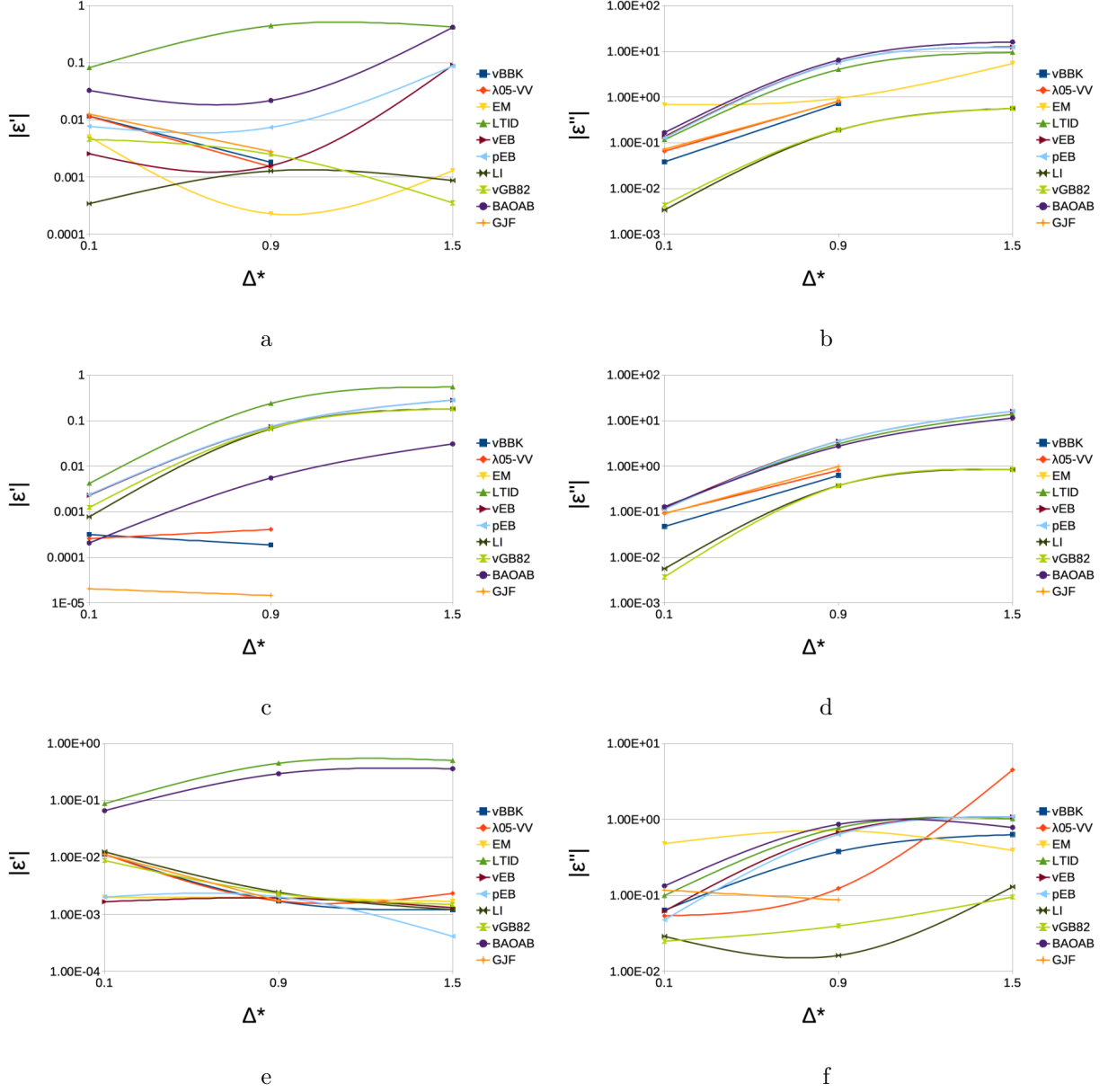


Figure 8: Precision parameters ϵ' (a,c,e,g,i,k) and ϵ'' (b,d,f,h,j,l) dependencies on the time step of a position (a,b,e,f,i,j) and momentum (c,d,g,h,k,l) autocorrelation functions for all the integrators in the case of a particle in the harmonic potential in the underdamped $\kappa^*=1$ (a,b,c,d), critically damped $\kappa^*=0.25$ (e,f,g,h), and overdamped $\kappa^*=0.1$ (i,j,k,l) cases are presented. (*cont.*)

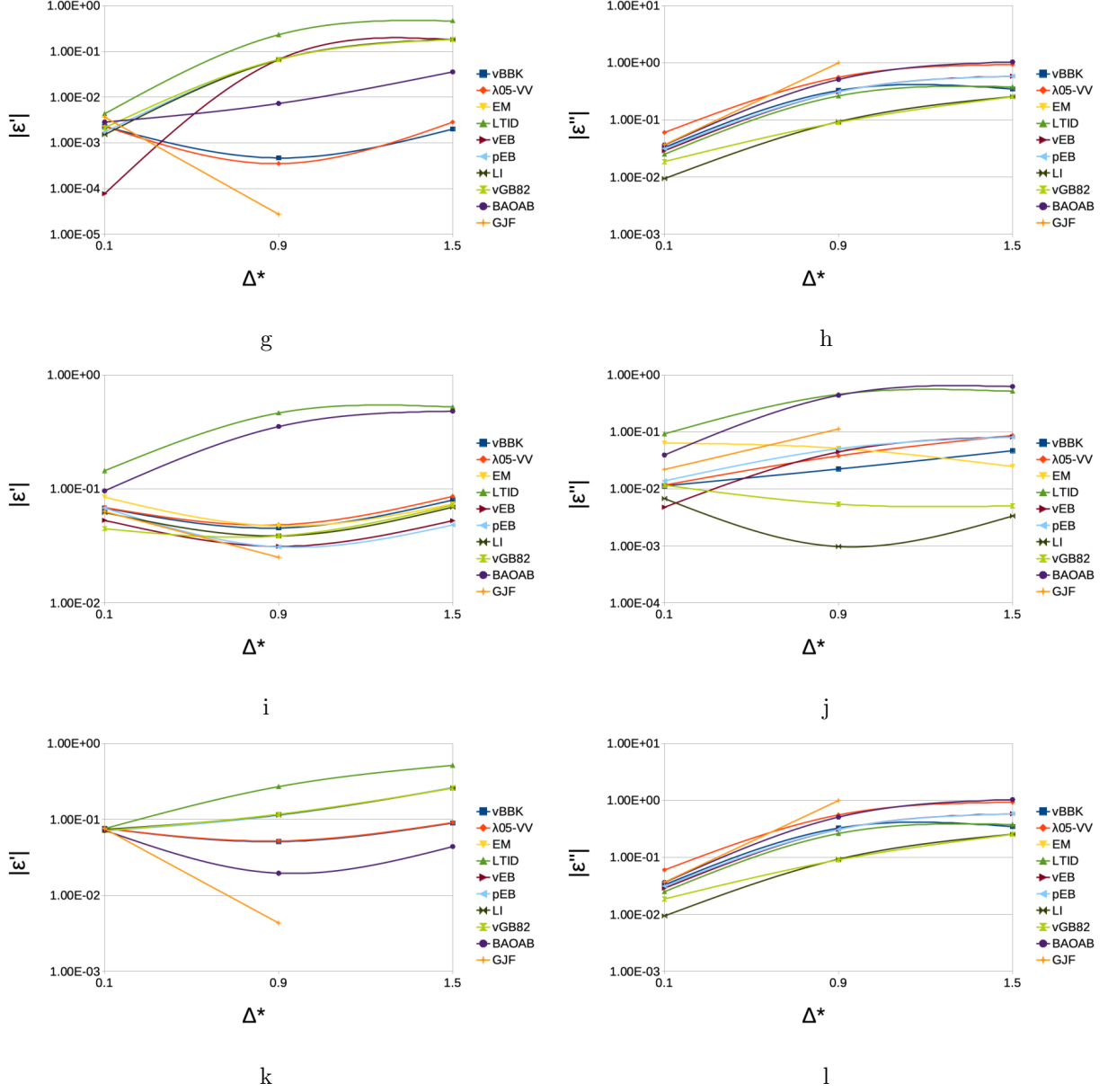


Figure 8: Precision parameters ϵ' (a,c,e,g,i,k) and ϵ'' (b,d,f,h,j,l) dependencies on the time step of a position (a,b,e,f,i,j) and momentum (c,d,g,h,k,l) autocorrelation functions for all the integrators in the case of a particle in the harmonic potential in the underdamped $\kappa^*=1$ (a,b,c,d), critically damped $\kappa^*=0.25$ (e,f,g,h), and overdamped $\kappa^*=0.1$ (i,j,k,l) cases are presented.

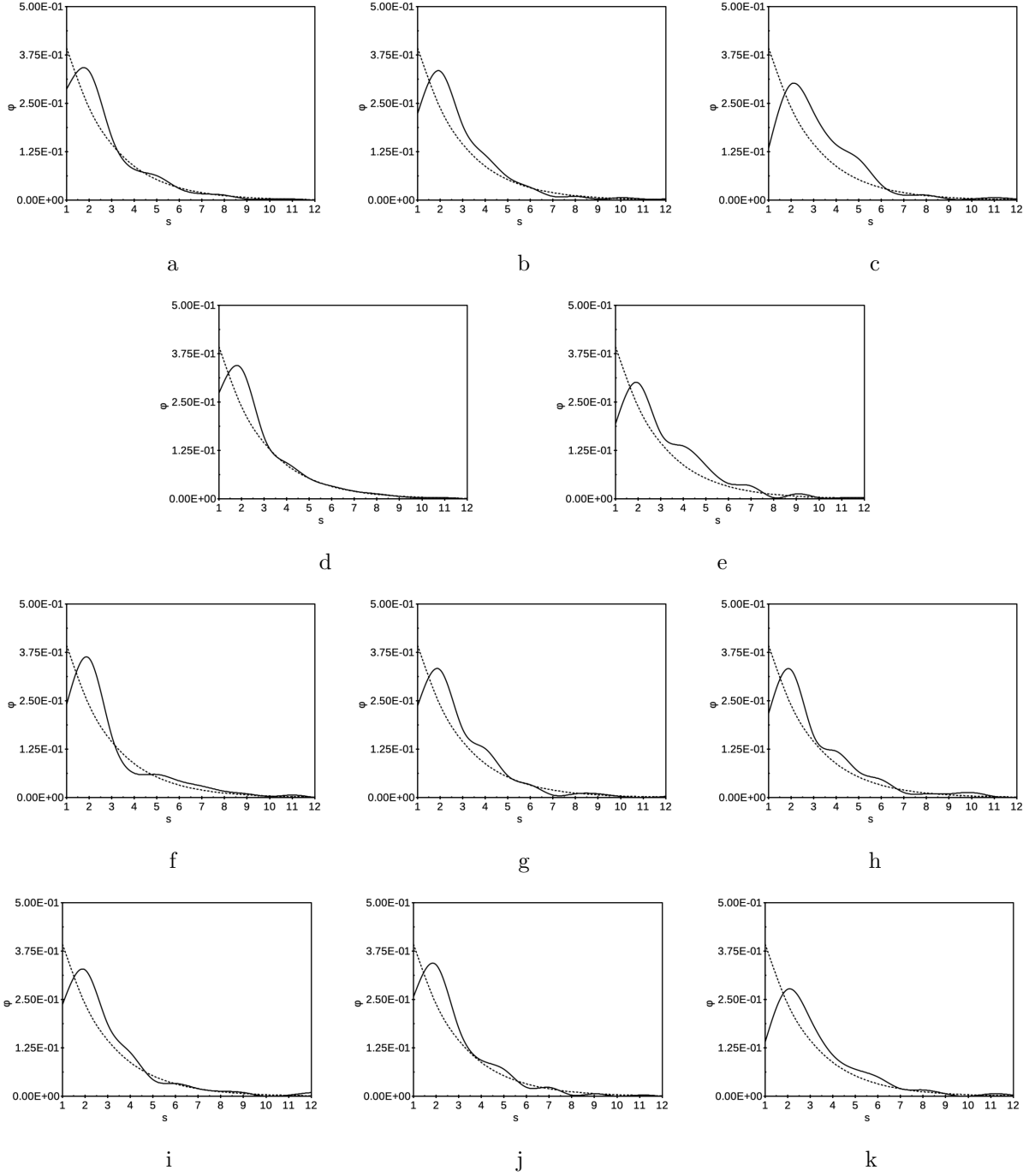


Figure 9: Simulated (solid) and theoretically expected (dashed) particles number density distribution in space with a constant external force applied for $\lambda 05$ -VV (a,b,c), GJF (d,e), LI (f,g,h), and BAOAB (i,j,k) integrators at time steps $\Delta^*=0.1$ (a,d,f,i), 0.9 (b,e,g,j), and 1.5 (c,h,k). Corresponding precision parameter ϵ'' (l) is presented.

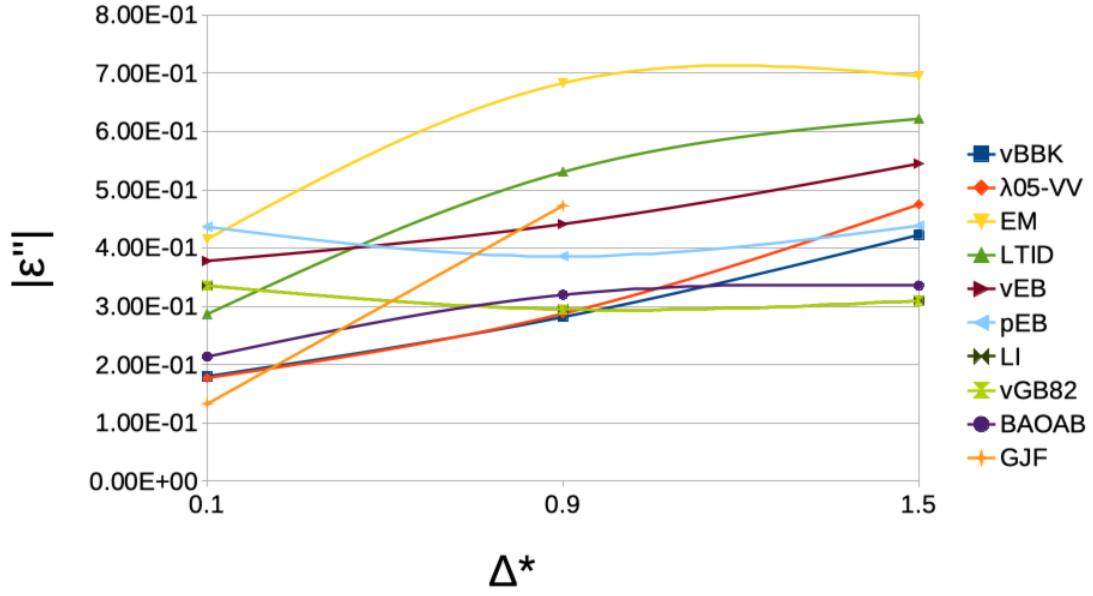


Figure 10: A particles number density distribution in space with a constant external force applied: corresponding precision parameter ϵ'' is presented.

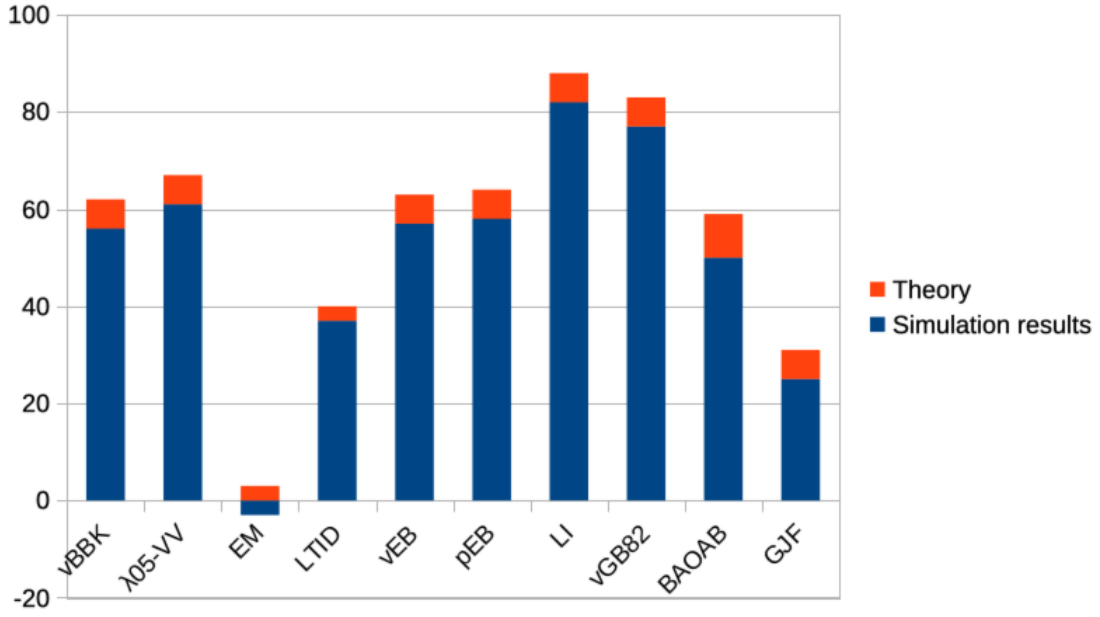


Figure 11: Cumulative benchmarking results for all the integrators.