

MER 2023: Multi-label Learning, Modality Robustness, and Semi-Supervised Learning

Zheng Lian
Institute of Automation, Chinese
Academy of Sciences
Beijing, China

Haiyang Sun
University of Chinese Academy
of Sciences
Beijing, China

Licai Sun
University of Chinese Academy
of Sciences
Beijing, China

Jinming Zhao
Renmin University of China
Beijing, China

Ye Liu
Institute of Psychology, CAS
Beijing, China

Bin Liu
Institute of Automation, CAS
Beijing, China

Jiangyan Yi
Institute of Automation, CAS
Beijing, China

Meng Wang
Ant Group
Beijing, China

Erik Cambria
Nanyang Technological University
Singapore

Guoying Zhao
University of Oulu
Oulu, Finland

Björn W. Schuller
Imperial College London
London, United Kingdom

Jianhua Tao
Tsinghua University
Beijing, China

ABSTRACT

Over the past few decades, multimodal emotion recognition has made remarkable progress with the development of deep learning. However, existing technologies are difficult to meet the demand for practical applications. To improve the robustness, we launch a Multimodal Emotion Recognition Challenge (MER 2023)¹ to motivate global researchers to build innovative technologies that can further accelerate and foster research. For this year's challenge, we present three distinct sub-challenges: (1) MER-MULTI, in which participants recognize both discrete and dimensional emotions; (2) MER-NOISE, in which noise is added to test videos for modality robustness evaluation; (3) MER-SEMI, which provides large amounts of unlabeled samples for semi-supervised learning. In this paper, we test a variety of multimodal features and provide a competitive baseline for each sub-challenge. Our system achieves 77.57% on the F1 score and 0.82 on the mean squared error (MSE) for MER-MULTI, 69.82% on the F1 score and 1.12 on MSE for MER-NOISE, and 86.75% on the F1 score for MER-SEMI, respectively. **Baseline code is available at <https://github.com/zeroQiaoba/MER2023-Baseline>.**

CCS CONCEPTS

• **Computing methodologies** → **Neural networks; Artificial intelligence**; *Computer vision; Natural language processing.*

¹<http://merchallenge.cn/mer2023>

Permission to make digital or hard copies of all or part of this work for personal or classroom use is granted without fee provided that copies are not made or distributed for profit or commercial advantage and that copies bear this notice and the full citation on the first page. Copyrights for components of this work owned by others than ACM must be honored. Abstracting with credit is permitted. To copy otherwise, or republish, to post on servers or to redistribute to lists, requires prior specific permission and/or a fee. Request permissions from permissions@acm.org.

MM '23, October 29–November 2, Ottawa, Canada

© 2023 Association for Computing Machinery.
ACM ISBN 978-1-4503-XXXX-X/18/06...\$15.00
<https://doi.org/XXXXXXXX.XXXXXXX>

KEYWORDS

Multimodal Emotion Recognition Challenge (MER 2023), multi-label learning, modality robustness, semi-supervised learning

ACM Reference Format:

Zheng Lian, Haiyang Sun, Licai Sun, Jinming Zhao, Ye Liu, Bin Liu, Jiangyan Yi, Meng Wang, Erik Cambria, Guoying Zhao, Björn W. Schuller, and Jianhua Tao. 2023. MER 2023: Multi-label Learning, Modality Robustness, and Semi-Supervised Learning. In *Proceedings of ACM Multimedia (MM '23)*. ACM, New York, NY, USA, 10 pages. <https://doi.org/XXXXXXXX.XXXXXXX>

1 INTRODUCTION

Multimodal emotion recognition has become an important research topic due to its widespread applications in human-computer interaction. Over the past few decades, researchers have proposed various approaches [1–3]. But due to their low robustness in complex environments, existing techniques do not fully meet the demands in practice. To this end, we launch a Multimodal Emotion Recognition Challenge (MER 2023), which aims to improve system robustness from three aspects: multi-label learning, modality robustness, and semi-supervised learning.

Annotating with both discrete and dimensional emotions is common in current datasets [4, 5]. Existing works mainly utilize multi-task learning to predict all labels simultaneously [6, 7]. However, these works ignore the correlation between discrete and dimensional emotions. For example, valence is a dimensional emotion that reflects the degree of pleasure. For negative emotions (such as *anger* and *sadness*), the valence score should be less than 0; for positive emotions (such as *happiness*), the valence score should be greater than 0. To fully exploit the multi-label correlation, we launch the MER-MULTI sub-challenge, which encourages participants to exploit the appropriate loss function [8] or model structure [9] to boost recognition performance.

Many factors may lead to modality perturbation, which increases the difficulty of emotion recognition. Recently, researchers have

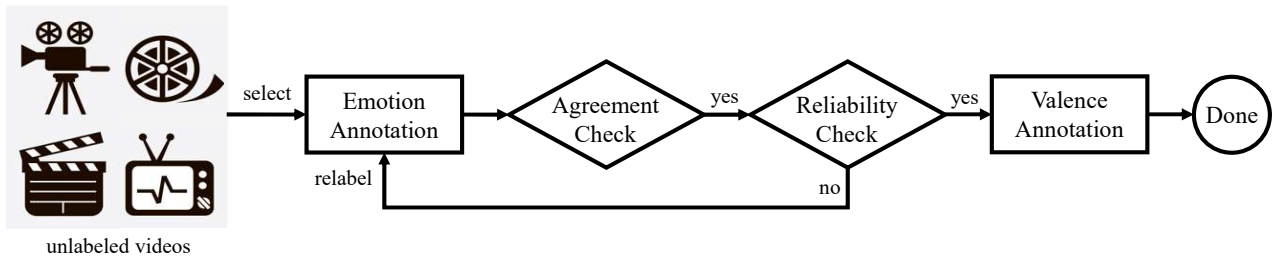


Figure 1: Pipeline of data annotation.

proposed various strategies to deal with this problem [10–12]. But due to the lack of benchmark datasets, existing works mainly rely on their own simulated missing conditions to evaluate modality robustness. To this end, we launch the MER-NOISE sub-challenge, which provides a benchmark test set focusing on more realistic modality perturbations such as background noise and blurry videos. In this sub-challenge, we encourage participants to use data augmentation [13] or other more advanced techniques [14, 15].

Meanwhile, it is difficult to collect large amounts of emotion-labeled samples due to the high annotation cost. Training with limited data harms the generalization ability of recognition systems. To address this issue, researchers have exploited various pre-trained models for video emotion recognition [16, 17]. However, task similarity impacts the performance of transfer learning [18]. Existing video-level pre-trained models mainly focus on action recognition rather than expression videos [19]. In this paper, we extract human-centered video clips from movies and TV series that contain emotional expressions. We then launch the MER-SEMI sub-challenge, encouraging participants to use semi-supervised learning [19, 20] to achieve better performance.

Therefore, MER 2023 consists of three sub-challenges: MER-MULTI, MER-NOISE, and MER-SEMI. Different from existing challenges (such as AVEC [21–29], EmotiW [30–37], and MuSE [38–40]), we mainly focus on system robustness, and provide a common platform and benchmark test sets for performance evaluation. We plan to organize a series of challenges and related workshops that bring together researchers from all over the world to discuss recent research and future directions in this field.

2 CHALLENGE DATASET

In MER 2023, three sub-challenges share the same training and validation sets, but different test sets. In this section, we provide a detailed description of data collection, annotation, and splitting. Statistical information of each subset is shown in Table 1.

2.1 Data Collection

MER 2023 uses an extended version of CHEAVD [41] for performance evaluation. The original dataset manually collects video clips that meet various conditions such as front face and no occlusion, which takes a long time and a lot of labor. In the extended version, we adopt a fully automatic data collection strategy.

Video Clip Generation. We collect large amounts of movies and TV series from the Internet, and then cut complete videos into several clips for emotional annotation. Considering that subtitles

Table 1: Statistical information for the challenge dataset (duration: hh:mm:ss).

Partition	# of samples		Duration
	labeled	unlabeled	
Train&Val	3373	0	03:45:47
MER-MULTI	411	0	00:28:09
MER-NOISE	412	0	00:26:23
MER-SEMI	834	73148	67:41:24

contain relatively complete transcripts, we attempt to use them in video clip generation. However, only a few videos have subtitle tracks. For these videos, we use the FFmpeg² toolkit to obtain subtitles. For other videos, we first try to use the optical character recognition (OCR) toolkit, EasyOCR³. However, processing all frames with OCR is time-consuming. To this end, we turn to the automatic audio recognition (ASR) function in the video editing toolkit, Capcut⁴. However, it only supports manual video upload and does not provide a command line for fully automatic processing. Finally, we leverage the voice activity detection toolkit, Silero VAD⁵. We segment videos using the presence or absence of human speech identified by this toolkit. To make video clips contain relatively complete content, we further use Deep Speaker⁶ to measure the speaker similarity of consecutive clips, and merge consecutive clips if they are likely to be of the same speaker.

Video Filter. We leverage two filters to remove some difficult-to-label video clips: (1) Videos that are too short may not contain complete context to express emotions. Videos that are too long may contain compound emotions, which weakens the consistency of annotations. Therefore, we eliminate video clips that are too long or too short and keep the video length between 2~16 seconds. (2) For multi-speaker videos, it is necessary to remove the interference of other speakers during annotation. For convenience, we only select single-speaker videos. Specifically, we first exploit the face detection toolkit, YuNet⁷, to ensure that most frames contain only one face. Then, we use the face recognition toolkit, face.evoLve⁸, to ensure these faces belong to the same person.

² <https://ffmpeg.org/>

³ <https://github.com/JaidedAI/EasyOCR>

⁴ <https://www.capcut.cn/>

⁵ <https://github.com/snakers4/silero-vad>

⁶ <https://github.com/philipperemy/deep-speaker>

⁷ <https://github.com/ShiqiYu/libfacedetection>

⁸ <https://github.com/ZhaoJ9014/face.evoLve>

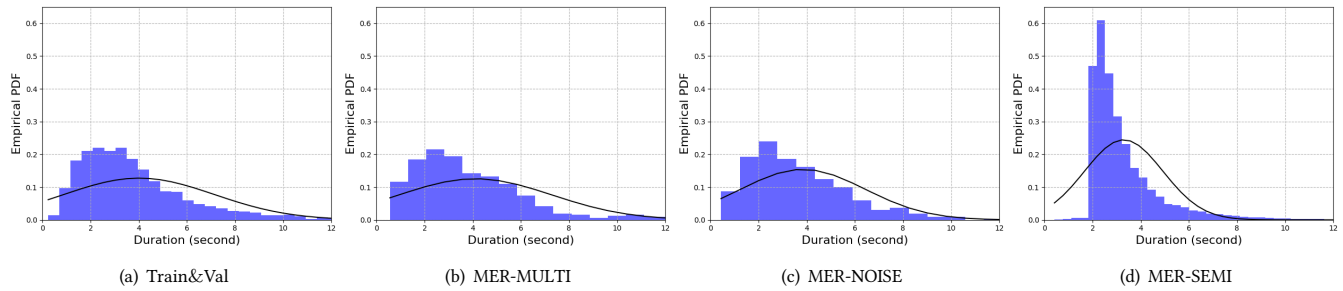


Figure 2: Empirical PDF and estimated Gaussian models on the sample length for different subsets.

2.2 Data Annotation

Figure 1 summarizes the entire labeling process, which includes emotion annotation, agreement check, reliability check, and valence annotation. In this section, we illustrate each step in detail.

Emotion Annotation. Each video clip is labeled by at least three annotators using six categories: *neutral*, *anger*, *happiness*, *sadness*, *worry*, and *surprise*. If none of these categories can accurately describe the emotional state, two special labels (*other* and *unjudgeable*) are also provided. Each annotator can provide up to two labels for a sample. Since most annotators specialize in affective computing, we believe their annotation results are trustworthy.

Agreement Check. To ensure annotation accuracy, we use a majority voting strategy over all annotations of a video clip to generate final labels. For samples without major emotions or with the major emotion belonging to *other* or *unjudgeable*, we treat them as unlabeled samples for semi-supervised learning.

Reliability Check. In this step, we further evaluate the reliability of labels passing the agreement check as ground truth. Since different people perceive emotions differently, we select non-overlapping annotators for agreement and reliability checks. Specifically, we annotate each (video, label) pair with two annotators using three categories: *reliable*, *unreliable*, and *unjudgeable*. In order to pass the reliability check, all annotations of a video clip must be *reliable*. For unpassed samples, we relabel them since they have a certain degree of agreement. If these samples still fail to pass these checks after relabeling, they are treated as unlabeled data.

Valence Annotation. For reliable samples, we hire six annotators to label valence using the popular self-assessment manikin [42]. In order to obtain high-quality annotations, we exclude the lowest and highest values, and calculate the average of the remaining four annotations as the final valence score.

2.3 Data Splitting

MER 2023 uses an extended version of CHEAVD for performance evaluation. Due to the small size of CHEAVD, we use a fully automatic strategy to collect large amounts of unlabeled video clips (see Section 2.1); due to the low annotation consistency of CHEAVD, we adopt a stricter data selection approach and split the dataset into reliable and unreliable parts (see Section 2.2). For reliable samples, we divide them into three subsets: Train&Val, MER-MULTI, and MER-NOISE. For unreliable samples, we treat them as unlabeled data and merge them with automatically-collected samples to form

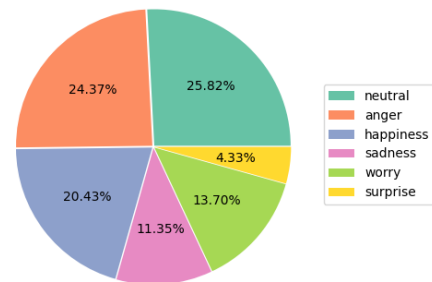


Figure 3: Distribution of discrete emotions (Train&Val).

MER-SEMI. Figure 2 presents statistics for these subsets. We observe a very similar distribution of sample length across distinct subsets, and most samples last for 2~6 seconds.

Train&Val and MER-MULTI. Train&Val provides both discrete and dimensional emotion annotations, and MER-MULTI aims to predict these labels for test samples. Figure 3 summarizes the distribution of discrete emotions. Although we observe an imbalanced distribution, our dataset is still more balanced than other mainstream datasets such as MELD [43] and CMU-MOSEI [5]. The proportions of *neutral*, *anger*, and *happiness* are quite close.

Figure 4 reveals the relationship between discrete emotions and valences. Valence represents the degree of pleasure and the value from small to large means the sentiment from negative to positive. From this figure, we observe that the valence distribution of different discrete labels is quite reasonable. For negative emotions (such as *anger*, *sadness*, and *worry*), the valence is mostly less than 0; for positive emotions (such as *happiness*), the valence is mostly greater than 0. Meanwhile, the valence of *neutral* is around 0. *Surprise* is a fairly complex emotion that contains multiple meanings such as sadly surprised, angrily surprised or happily surprised. Therefore, the valence ranges from negative to positive. These results ensure the high quality of our labels and demonstrate the necessity of discrete and dimensional annotations, as they can help us distinguish some subtle differences in emotional states.

MER-NOISE. This sub-challenge corrupts test samples to evaluate modality robustness. Since each sample contains audio and video tracks, we add noise to the audio and blur the video frames.

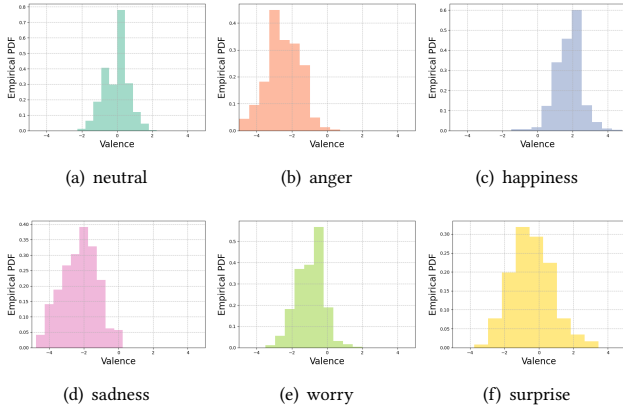


Figure 4: Empirical PDF on the valence for different discrete emotions (Train&Val).

For convenience, we only consider video-level corruption and leave partial corruption for future work.

For the audio modality, we randomly select noises from MUSAN [44], a noise corpus containing three subsets *music*, *noise*, and *speech*. Among all subsets, *music* conveys the emotion, and using this subset may affect the original emotion of the audio. Meanwhile, *noise* also conveys emotions. For example, rain and thunder may lead to negative sentiments, while a pleasant breeze may generate positive sentiments. Therefore, we select noises from *speech*. To corrupt the audio, we randomly choose a speech-to-noise ratio (SNR) between 5~10, adjust the noise amplitude according to SNR, crop the noise to the same length as the audio, and finally merge them.

For the visual modality, blurring is a common way to obtain low-quality images, as network limitation in transmission often occurs. To mimic such a process, we first downsample the image to lose some details, and then upsample the low-resolution image to keep the size unchanged. For each video, we randomly select a downsampling factor from $r = \{1, 2, 4\}$ and fix it for all frames. For convenience, this paper does not discuss the case where different frames have distinct downsampling factors.

MER-SEMI. This sub-challenge requires participants to predict discrete emotions for large amounts of unlabeled videos, which increases the difficulty of performance evaluation since we should pre-annotate all samples. For convenience, we only label a small subset for evaluation. Specifically, we exploit the maximum softmax probabilities [45] to measure the confidence and only select samples with high confidence for annotation. This process reduces the difficulty of labeling. Suppose $f(\cdot)$ is a pre-trained emotion classifier, and $f_j(\cdot)$ denotes the prediction results of class j . For sample x_i , its confidence score is defined as $s_i = \max_j f_j(x_i)$ [45].

After obtaining the confidence score, previous works generally determine a threshold, and samples with scores higher than this threshold are considered reliable [45]. However, an inherent class imbalance exists in the corpus (see Figure 3). It is unreasonable to select a fixed threshold for different classes. Inspired by long-tail learning [46], we select the sample whose confidence falls in the highest η portion for each class to form a class-specific threshold. This process is summarized in Algorithm 1.

Algorithm 1: Sample selection strategy in MER-SEMI

Input: The model f pre-trained on the labeled samples $\mathcal{D}_l = \{(x_i, e_i)\}_{i=1}^{N_l}$, the unlabeled set $\tilde{\mathcal{D}}_u = \{\tilde{x}_i\}_{i=1}^{N_u}$, the quantile η .

Output: The unlabeled subset $\tilde{\mathcal{S}}_u \subseteq \tilde{\mathcal{D}}_u$ for annotation.

```

1 Create an empty list  $G_j$  for each label  $j \in [1, C]$ ;
2 for  $(x_i, e_i) \in \mathcal{D}_l$  do
3   Gain the predicted label  $\hat{e}_i = \operatorname{argmax}_j f_j(x_i)$ ;
4   Calculate the confidence score  $s_i = \max_j f_j(x_i)$ ;
5   if  $\hat{e}_i = e_i$  then
6     Store the value  $s_i$  into  $G_{e_i}$ ;
7   end
8 end
9 for  $j = 1, \dots, C$  do
10   $\lambda_j \leftarrow \eta$ -quantile of the list  $G_j$ ;
11 end
12
13 Create an empty set  $\tilde{\mathcal{S}}_u$ ;
14 for  $\tilde{x}_i \in \tilde{\mathcal{D}}_u$  do
15   Gain the predicted label  $\hat{e}_i = \operatorname{argmax}_j f_j(\tilde{x}_i)$ ;
16   Calculate the confidence score  $s_i = \max_j f_j(\tilde{x}_i)$ ;
17   if  $s_i > \lambda_{\hat{e}_i}$  then
18     Store the sample  $\tilde{x}_i$  into  $\tilde{\mathcal{S}}_u$ ;
19   end
20 end

```

2.4 Challenge Protocol

To download the dataset, participants should fill out an End User License Agreement (EULA)⁹. It requires participants to use this dataset only for academic research and not to edit or upload samples to the Internet. In MER-MULTI and MER-NOISE, participants should submit discrete and dimensional predictions. In MER-SEMI, we only evaluate discrete results for a small subset of samples (see Section 2.3). To focus on generalization performance rather than optimizing for a specific subset, we do not provide information about which samples belong to the test set. We also encourage participants to leverage unlabeled samples in MER-SEMI to train more powerful classifiers, and then uses these classifiers to achieve better performance in MER-MULTI and MER-NOISE. For each sub-challenge, participants allow to submit up to 20 times via email¹⁰. At the end of the challenge, each team should provide a paper describing their method, otherwise, submitted results will not be included in the final leaderboard.

3 BASELINE

In this section, we first formalize the problem definition and notations. Following that, we introduce the baseline system in terms of multimodal features, the model structure and implementation details. Finally, we illustrate evaluation metrics for each sub-challenge.

⁹ <https://drive.google.com/file/d/110ZuPzL96W4Ow3KdF3N6D-mDhS5qJc-x>
¹⁰ merchallenge.contact@gmail.com

3.1 Problem Definition

MER 2023 aims to predict discrete and dimensional emotions from audiovisual recordings. Among all sub-challenges, MER-MULTI and MER-NOISE provide labeled data, and MER-SEMI provides additional unlabeled data. Therefore, let us define a labeled dataset $\mathcal{D}_l = \{(x_i, e_i, v_i)\}_{i=1}^{N_l}$ and an unlabeled dataset $\tilde{\mathcal{D}}_u = \{\tilde{x}_i\}_{i=1}^{N_u}$, where $e_i \in \{1, 2, \dots, C\}$ and $v_i \in [-5, 5]$ represent the discrete category and valence of the sample x_i . Here, N_l , N_u , and C denote the number of labeled samples, unlabeled samples, and discrete classes, respectively. For each sample x_i (or \tilde{x}_i), we extract acoustic features $f_i^a \in \mathbb{R}^{d_a}$, lexical features $f_i^l \in \mathbb{R}^{d_l}$, and visual features $f_i^v \in \mathbb{R}^{d_v}$, where $\{d_m\}_{m \in \{a, l, v\}}$ is the feature dimension of each modality.

3.2 Acoustic Modality

In audio, paralinguistic information is important for understanding human emotions [47]. Therefore, researchers exploit various low-level descriptors (such as energy, duration, and pitch), and then use statistical functions to extract emotion-related acoustic features. In this paper, we use the IS09 [48], IS10 [49], and eGeMAPS [50] configuration files in the openSMILE¹¹ [51] toolkit.

In addition to the handcrafted features mentioned above, deep features are also effective in speech emotion recognition [52]. For example, VGGish¹² [53] is a VGG-like audio classifier trained on a Youtube dataset. Besides supervised VGGish, recent works have demonstrated that self-supervised models trained on large amounts of unlabeled data can learn more robust acoustic representations. Among these models, wav2vec and wav2vec 2.0 are widely utilized due to their competitive performance. wav2vec¹³ [54] is a multi-layer convolutional network pre-trained on a contrastive classification task, which aims to distinguish a true future audio sample from negatives. Unlike wav2vec, wav2vec 2.0¹⁴ [55] uses quantized speech representations to solve the contrastive task. Due to the limited capacity of the encoder, wav2vec 2.0 cannot obtain the optimal feature for quantization [56]. To this end, HuBERT¹⁵ [56] leverages an offline clustering module to provide more accurate quantized features for self-supervised learning.

3.3 Lexical Modality

The lexical modality also contains emotion-related clues [57–59]. In this section, we first extract transcripts through WeNet¹⁶ [60], a powerful open-source speech recognition toolkit. Then, we exploit various pre-trained language models as lexical feature extractors.

Recent works have proved that pre-training language models on large corpora can learn universal lexical representations. These embeddings are beneficial to many tasks, especially for the task with limited samples such as sentiment analysis [61]. Among all language models, BERT [62] and its variants are widely utilized due to their promising results in language understanding. BERT¹⁷ uses the “masked language model (MLM)” and “next sentence prediction

(NSP)” objectives to learn contextual word embeddings. MLM randomly masks some words and attempts to predict the masked items based on their context; NSP tries to capture sentence relationships by distinguishing whether two sentences are continuous.

To further improve the performance of BERT, RoBERTa¹⁸ [63] evaluates various design decisions, and proposes to remove the NSP objective and train with dynamic masking. XLNet¹⁹ [64] and GPT-2²⁰ [65] overcome the pretrain-finetune discrepancy of BERT via an autoregressive pre-training approach. Different from BERT that utilizes the sum of content and position embeddings to represent each word, DeBERTa²¹ [66] improves BERT by disentangling attention matrices on the content and position. To achieve better performance in Chinese, MacBERT²² [67] modifies the original MLM task as a language correction manner and uses similar words rather than [MASK] token for masking.

However, BERT-based methods require large amounts of computation to be effective. To reduce the computational cost, ALBERT²³ [68] uses two parameter reduction techniques, i.e., factorized embedding parameterization and cross-layer parameter sharing. The first one decomposes the large vocabulary matrix into two small matrices; the second one prevents parameters from growing with the network depth. Meanwhile, ELECTRA²⁴ [69] replaces MLM into a compute-efficient task called “replaced token detection”. Rather than predicting masked tokens, this task aims to distinguish real input from synthetic tokens.

3.4 Visual Modality

For the visual modality, we first crop and align faces for each frame via the OpenFace²⁵ toolkit [70]. Then, we exploit various pre-trained models to extract frame-level features, followed by average encoding to compress them into video-level embeddings. Each pre-trained model is determined by model structures and training datasets. In this section, we focus on three structures (ResNet [71], SENet [72], MA-Net [73]) and four datasets (ImageNet [74], MS-Celeb-1M [75], FER-2013 [76], RAF-DB [77]). We test different combinations and name the pretrained model “structure-dataset”.

Among these structures, ResNet utilizes identity-based skip connections to train deeper neural networks. Different from ResNet, SENet further adjusts channel-wise responses by modeling inter-dependencies between channels. To capture both local and global information, MANet combines a global multi-scale module and a local attention module for facial emotion recognition.

Among these datasets, ImageNet and MS-Celeb-1M focus on image classification and face recognition, while FER-2013 and RAF-DB focus on facial emotion recognition. Specifically, FER-2013 contains 35,887 grayscale images collected from Google API. Each image is annotated with the following emotion categories: *angry*, *disgust*, *fear*, *happy*, *sad*, *surprise*, and *neutral*. Compared with FER-2013, RAF-DB is more diverse in expression, age, gender, and posture.

¹¹ <https://github.com/audeering/opensmile>

¹² <https://github.com/tensorflow/models/tree/master/research/audioset/vggish>

¹³ <https://github.com/pytorch/fairseq/tree/master/examples/wav2vec>

¹⁴ <https://huggingface.co/TencentGameMate/chinese-wav2vec2-base>

¹⁵ <https://huggingface.co/TencentGameMate/chinese-hubert-base>

¹⁶ <https://github.com/wenet-e2e/wenet>

¹⁷ <https://huggingface.co/bert-base-chinese>

¹⁸ <https://huggingface.co/hfl/chinese-roberta-wwm-ext>

¹⁹ <https://huggingface.co/hfl/chinese-xlnet-base>

²⁰ <https://huggingface.co/uer/gpt2-chinese-cluecorpussmall>

²¹ <https://huggingface.co/WENGSYX/Deberta-Chinese-Large>

²² <https://huggingface.co/hfl/chinese-macbert-base>

²³ https://huggingface.co/clue/albert_chinese_tiny

²⁴ <https://huggingface.co/hfl/chinese-electra-180g-small-discriminator>

²⁵ <https://github.com/cmusatyalab/openface>

3.5 Model Structure

For unimodal features, we simply exploit fully-connected layers to extract hidden representations, followed with a multi-task framework to predict discrete and dimensional emotions simultaneously:

$$h_i^m = \text{ReLU}\left(f_i^m W_m^h + b_m^h\right), m \in \{a, l, v\}, \quad (1)$$

$$\hat{v}_i = h_i^m W_m^v + b_m^v, m \in \{a, l, v\}, \quad (2)$$

$$\hat{e}_i = \text{softmax}\left(h_i^m W_m^e + b_m^e\right), m \in \{a, l, v\}. \quad (3)$$

Concretely, we exploit the embedding matrix to obtain the hidden representation $h_i^m \in \mathbb{R}^h$ for each unimodal feature $f_i^m \in \mathbb{R}^{d_m}$. Here, $\hat{v}_i \in \mathbb{R}^1$ and $\hat{e}_i \in \mathbb{R}^C$ are the estimated valence and emotion probabilities, respectively. $W_m^h \in \mathbb{R}^{d_m \times h}$, $b_m^h \in \mathbb{R}^h$, $W_m^v \in \mathbb{R}^{d_m \times 1}$, $b_m^v \in \mathbb{R}^1$, $W_m^e \in \mathbb{R}^{d_m \times C}$, and $b_m^e \in \mathbb{R}^C$ are trainable parameters.

For multimodal features, different modalities contribute differently to emotion recognition. Therefore, we compute importance scores for each modality and exploit weighted fusion to obtain multimodal features. The calculation formula is shown as follows:

$$h_i = \text{Concat}\left(h_i^a, h_i^l, h_i^v\right), \quad (4)$$

$$\alpha_i = \text{softmax}\left(h_i^T W_\alpha + b_\alpha\right). \quad (5)$$

To focus on important modalities, we compute the attention score $\alpha_i \in \mathbb{R}^{3 \times 1}$ over concatenated features $h_i \in \mathbb{R}^{h \times 3}$. Then, we obtain multimodal features through attention-weighted fusion $z_i = h_i \alpha_i$, followed with the multi-task framework in Eq. 2 and 3 to estimate discrete and dimension emotions simultaneously. Here, $W_\alpha \in \mathbb{R}^{h \times 1}$ and $b_\alpha \in \mathbb{R}^3$ are trainable parameters.

During training, we choose the cross-entropy loss as the classification loss \mathcal{L}_e and the mean squared error (MSE) as the regression loss \mathcal{L}_v . We combine these two loss functions into a joint objective and optimize all trainable parameters in an end-to-end manner.

$$\mathcal{L}_e = -\frac{1}{N_l} \sum_{i=1}^{N_l} e_i \log(\hat{e}_i), \quad (6)$$

$$\mathcal{L}_v = \frac{1}{N_l} \sum_{i=1}^{N_l} (v_i - \hat{v}_i)^2, \quad (7)$$

$$\mathcal{L} = \mathcal{L}_e + \mathcal{L}_v. \quad (8)$$

3.6 Implementation Details

There is mainly one user-specific parameter in our baseline, i.e, the dimension of latent representations h . We choose h from $\{128, 256\}$. Since training/validation splits are not provided, we use five-fold cross-validation for hyper-parameters tuning. During training, we utilize the Adam [78] optimizer and select the learning rate from $\{10^{-3}, 10^{-4}, 10^{-5}\}$. We set the maximum number of epochs to 100 and the weight decay to 10^{-5} . Dropout [79] is also exploited with a rate of 0.3 to alleviate the over-fitting problem. To evaluate emotion recognition performance, we run each experiment three times and report the average result and standard deviation.

3.7 Evaluation Metrics

For the discrete emotion, the inherent class imbalance exists (see Figure 3). Therefore, we choose the weighted average F-score as our evaluation metric, consistent with previous works [80, 81]. Let n_j denotes the number of samples of class $j \in \{1, \dots, C\}$. The calculation formula is shown as follows:

$$F_j = 2 \times \frac{\text{precision}_j \cdot \text{recall}_j}{\text{precision}_j + \text{recall}_j}, \quad (9)$$

$$\text{metric}_e = \frac{\sum_{j=1}^C n_j \times F_j}{\sum_{j=1}^C n_j}. \quad (10)$$

For the dimensional emotion, we choose MSE as the evaluation metric, in line with previous works [82]:

$$\text{metric}_v = \frac{1}{N_l} \sum_{i=1}^{N_l} (v_i - \hat{v}_i)^2. \quad (11)$$

Higher metric_e and lower metric_v indicate better performance. To evaluate the comprehensive performance, we define a combined metric on discrete and dimension predictions. The calculation formula is shown as follows:

$$\text{metric} = \text{metric}_e - 0.25 * \text{metric}_v. \quad (12)$$

In MER-MULTI and MER-NOISE, we require participants to provide both discrete and dimensional predictions. Therefore, we choose the combined metric for performance evaluation. In MER-SEMI, we only evaluate discrete results on the labeled subset. Therefore, we choose metric_e as the evaluation metric.

4 RESULTS AND DISCUSSION

In this section, we evaluate the performance of various features and establish a competitive baseline for each sub-challenge. Table 2 and 3 present unimodal and multimodal results. We observe that the standard deviation is relatively small, which excludes the impact of randomness and ensures the reliability of our conclusions.

4.1 Unimodal Comparison

Table 2 presents the performance of different unimodal features. Besides five-fold cross-validation results on Train&Val, we also report test results on MER-MULTI, MER-NOISE, and MER-SEMI.

For the audio modality, deep features consistently outperform handcrafted features. Since emotion-related acoustic features vary across datasets, using a fixed set of handcrafted features may limit performance. Differently, deep features capture more universal acoustic representations, which are beneficial for different datasets. Meanwhile, we observe a large performance gap between the best and worst acoustic features, while different lexical features perform similarly. Among all lexical features, MACBERT-large achieves slightly better performance than others. For the visual modality, we observe that models pre-trained on facial emotion datasets (such as FER2013 and RAFDB) generally achieve better performance than others. The main reason is that facial emotion recognition is more relevant to video emotion recognition than image classification and face recognition. These results demonstrate the importance of task similarity in transfer learning.

Table 2: Unimodal results of the baseline. Besides five-fold cross-validation results on Train&Val, we also report test results for each sub-challenge. “Dis”, “Dim”, and “Com” denote the performance on discrete, dimensional, and combined metrics.

Feature	Train&Val			MER-MULTI			MER-NOISE			MER-SEMI
	Dis (↑)	Dim (↓)	Com (↑)	Dis (↑)	Dim (↓)	Com (↑)	Dis (↑)	Dim (↓)	Com (↑)	Dis (↑)
Acoustic Modality										
IS09 [48]	24.89±0.24	2.95±0.03	-0.49±0.01	21.98±0.46	2.81±0.03	-0.48±0.01	24.05±0.21	2.25±0.02	-0.32±0.00	17.74±0.40
IS10 [49]	29.08±0.65	2.85±0.02	-0.42±0.00	27.34±1.83	2.64±0.04	-0.39±0.03	27.47±1.60	2.21±0.02	-0.28±0.02	19.42±0.88
eGeMAPS [50]	17.48±1.31	6.66±1.79	-1.49±0.46	17.28±2.02	3.31±0.06	-0.66±0.01	18.48±3.13	2.61±0.13	-0.47±0.04	08.65±0.52
VGGish [53]	45.88±0.13	2.60±0.02	-0.19±0.00	40.76±0.60	2.58±0.03	-0.24±0.00	41.39±1.03	2.48±0.04	-0.21±0.01	54.81±0.85
HUBERT-base [56]	60.72±0.16	1.53±0.01	0.22±0.00	61.16±1.43	1.48±0.02	0.24±0.02	44.44±0.36	3.18±0.13	-0.35±0.04	81.02±0.26
HUBERT-large [56]	65.67±0.54	1.27±0.03	0.34±0.01	66.51±0.61	1.22±0.01	0.36±0.01	57.14±0.39	1.63±0.03	0.16±0.01	85.11±0.07
wav2vec-large [54]	49.93±0.16	2.16±0.02	-0.04±0.00	50.32±0.69	2.03±0.01	-0.01±0.01	42.47±1.28	2.11±0.04	-0.10±0.01	20.78±0.36
wav2vec 2.0-base [55]	32.81±0.80	2.61±0.01	-0.33±0.01	29.25±0.78	2.53±0.00	-0.34±0.01	32.44±0.96	2.04±0.01	-0.18±0.01	40.28±0.91
wav2vec 2.0-large [55]	40.44±0.80	2.37±0.02	-0.19±0.01	41.30±1.49	2.27±0.01	-0.15±0.02	40.01±1.64	1.87±0.01	-0.07±0.02	32.85±2.86
Lexical Modality										
GPT-2 [65]	40.20±0.35	2.52±0.02	-0.23±0.01	44.69±0.68	2.23±0.01	-0.11±0.01	37.67±0.66	2.11±0.01	-0.15±0.01	29.00±1.57
BERT-base [62]	41.64±0.91	2.46±0.03	-0.20±0.00	47.27±1.20	2.25±0.01	-0.09±0.01	40.64±0.26	2.10±0.03	-0.12±0.01	43.60±1.51
XLNet-base [64]	39.55±0.75	2.59±0.03	-0.25±0.01	45.08±1.97	2.28±0.01	-0.12±0.02	37.24±0.38	2.17±0.02	-0.17±0.01	35.37±0.33
DeBERTa-large [66]	37.50±0.90	2.65±0.02	-0.29±0.01	42.56±0.76	2.38±0.01	-0.17±0.01	36.38±0.13	2.29±0.02	-0.21±0.01	30.69±0.87
RoBERTa-base [63]	41.57±0.49	2.42±0.01	-0.19±0.01	48.92±0.84	2.28±0.01	-0.08±0.01	40.06±1.23	2.05±0.01	-0.11±0.01	40.13±0.34
RoBERTa-large [63]	42.59±0.45	2.39±0.01	-0.17±0.01	50.12±0.92	2.25±0.01	-0.06±0.01	40.92±0.45	1.97±0.01	-0.08±0.00	40.61±0.54
ALBERT-tiny [68]	35.39±0.44	2.72±0.01	-0.33±0.00	36.46±1.74	2.57±0.02	-0.28±0.02	34.18±1.45	2.30±0.00	-0.23±0.01	29.05±0.93
ALBERT-small [68]	35.45±1.07	2.79±0.03	-0.34±0.00	37.34±0.98	2.59±0.05	-0.27±0.02	33.98±1.61	2.30±0.04	-0.23±0.01	31.81±1.29
ELECTRA-small [69]	37.01±0.08	2.73±0.04	-0.31±0.01	37.34±1.19	2.58±0.01	-0.27±0.01	34.82±0.90	2.16±0.01	-0.19±0.01	33.54±2.14
ELECTRA-base [69]	40.69±0.60	2.49±0.03	-0.22±0.01	47.06±1.44	2.24±0.03	-0.09±0.02	39.02±0.37	2.01±0.02	-0.11±0.01	42.90±1.05
ELECTRA-large [69]	39.75±0.23	2.57±0.01	-0.25±0.00	44.76±0.52	2.33±0.02	-0.13±0.00	35.51±0.69	2.16±0.02	-0.19±0.01	35.14±0.49
MacBERT-base [67]	40.96±0.47	2.42±0.02	-0.19±0.01	48.82±0.81	2.21±0.02	-0.06±0.00	41.19±1.87	2.04±0.02	-0.10±0.02	43.32±0.51
MacBERT-large [67]	42.62±0.76	2.39±0.03	-0.17±0.01	50.31±0.99	2.25±0.00	-0.06±0.01	42.36±0.49	2.01±0.02	-0.08±0.00	46.32±1.23
Visual Modality										
SENet-FER2013 [72]	55.95±0.07	1.46±0.02	0.19±0.01	56.69±0.32	1.30±0.03	0.24±0.01	54.19±0.16	1.94±0.08	0.06±0.02	33.85±0.06
MANet-RAFDB [73]	57.48±0.18	1.38±0.02	0.23±0.01	56.19±0.28	1.48±0.02	0.19±0.01	55.18±0.43	1.49±0.01	0.18±0.00	58.01±0.93
ResNet-MSCeleb [71]	40.76±0.16	2.14±0.02	-0.13±0.00	40.32±0.42	2.21±0.01	-0.15±0.01	38.15±0.42	2.07±0.01	-0.14±0.01	23.49±0.18
ResNet-FER2013 [71]	56.58±0.37	1.35±0.02	0.23±0.01	57.44±0.96	1.28±0.01	0.25±0.01	57.68±0.38	1.39±0.02	0.23±0.01	51.43±0.57
ResNet-ImageNet [71]	45.81±0.41	2.12±0.04	-0.07±0.01	44.91±0.79	1.90±0.02	-0.03±0.00	46.20±0.73	1.84±0.01	0.00±0.01	41.32±0.49

Meanwhile, the lexical modality performs the worst among three modalities. This paper uses the ASR toolkit to extract transcripts, and recognition errors are unavoidable in complex environments (such as movies and TV series). These errors may affect language comprehension and lead to poor performance. Meanwhile, the audio modality can achieve better performance than the visual modality, which indicates that our dataset focuses more on audio to express emotional information.

4.2 Multimodal Comparison

In Table 3, we select several well-performing unimodal features and report their fusion results. Based on Table 2, we select acoustic features from HUBERT-large and HUBERT-base, lexical features from MacBERT-large, RoBERTa-large, and MacBERT-base, and visual features from ResNet-FER2013 and MANet-RAFDB. Experimental results show that multimodal fusion always achieves performance gains compared to unimodal features. The reason lies in that different modalities convey distinct aspects of the video. By integrating multimodal information, the model can better understand the content of videos and achieve better performance.

4.3 Task-level Comparison

According to Table 2 and 3, models that perform well on Train&Val generally perform well on other subsets. These results validate that our baseline system does not overfit the training samples and has a good generalization ability to unseen data. Meanwhile, models that perform well on dimensional emotions generally achieve good performance on discrete emotions. These results reflect a high correlation between discrete and dimensional annotations, in line with the phenomenon in Figure 4.

Compared with MER-MULTI, our baseline system performs worse on more challenging MER-NOISE, and the acoustic and lexical modalities degrade more than the visual modality. This indicates that adding noise to the audio has a larger impact than blurring the video frames. To this end, we encourage participants to use data augmentation [13] or other more advanced techniques [14, 15] to improve noise robustness. Furthermore, MER-SEMI achieves better performance than the other two sub-challenges. The reason lies in that our confidence-based selection strategy (see Section 2.3) is able to select samples with well-defined emotional states, which can be easily recognized by emotion classifiers.

Table 3: Performance of the baseline with uni-modality and multi-modality. Based on unimodal results (see Table 2), we select acoustic features from HUBERT-large (HL) and HUBERT-base (HB), lexical features from MacBERT-large (ML), RoBERTa-large (RL) and MacBERT-base (MB), and visual features from ResNet-FER2013 (RF) and MANet-RAFDB (MR). Here, “A”, “L”, and “V” represent the acoustic, lexical, and visual modalities, respectively.

A	L	V	Train&Val			MER-MULTI			MER-NOISE			MER-SEMI
			Dis (↑)	Dim (↓)	Com (↑)	Dis (↑)	Dim (↓)	Com (↑)	Dis (↑)	Dim (↓)	Com (↑)	Dis (↑)
Unimodal Results												
HL	—	—	65.67±0.54	1.27±0.03	0.34±0.01	66.51±0.61	1.22±0.01	0.36±0.01	57.14±0.39	1.63±0.03	0.16±0.01	85.11±0.07
HB	—	—	60.72±0.16	1.53±0.01	0.22±0.00	61.16±1.43	1.48±0.02	0.24±0.02	44.44±0.36	3.18±0.13	-0.35±0.04	81.02±0.26
—	ML	—	42.62±0.76	2.39±0.03	-0.17±0.01	50.31±0.99	2.25±0.00	-0.06±0.01	42.36±0.49	2.01±0.02	-0.08±0.00	46.32±1.23
—	RL	—	42.59±0.45	2.39±0.01	-0.17±0.01	50.12±0.92	2.25±0.01	-0.06±0.01	40.92±0.45	1.97±0.01	-0.08±0.00	40.61±0.54
—	MB	—	40.96±0.47	2.42±0.02	-0.19±0.01	48.82±0.81	2.21±0.02	-0.06±0.00	41.19±1.87	2.04±0.02	-0.10±0.02	43.32±0.51
—	—	RF	56.58±0.37	1.35±0.02	0.23±0.01	57.44±0.96	1.28±0.01	0.25±0.01	57.68±0.38	1.39±0.02	0.23±0.01	51.43±0.57
—	—	MR	57.48±0.18	1.38±0.02	0.23±0.01	56.19±0.28	1.48±0.02	0.19±0.01	55.18±0.43	1.49±0.01	0.18±0.00	58.01±0.93
Bimodal Results												
HL	ML	—	67.02±0.10	1.16±0.00	0.38±0.00	69.98±0.97	1.11±0.01	0.42±0.01	59.56±0.25	1.68±0.02	0.18±0.00	85.59±0.35
HL	RL	—	66.76±0.29	1.18±0.01	0.37±0.01	69.56±0.43	1.14±0.02	0.41±0.00	59.34±0.83	1.61±0.08	0.19±0.01	76.87±1.80
HL	MB	—	67.09±0.18	1.16±0.01	0.38±0.00	69.34±0.89	1.18±0.01	0.40±0.01	58.74±0.53	1.75±0.03	0.15±0.01	84.90±0.37
HL	—	RF	72.75±0.30	0.88±0.02	0.51±0.00	72.30±0.40	0.84±0.02	0.51±0.01	68.80±0.82	1.23±0.04	0.38±0.00	79.16±0.77
HL	—	MR	72.92±0.54	0.86±0.01	0.52±0.01	73.38±1.02	0.83±0.01	0.53±0.01	66.87±1.13	1.21±0.03	0.37±0.01	86.75±0.12
HB	ML	—	63.10±0.25	1.40±0.03	0.28±0.01	67.55±0.34	1.34±0.01	0.34±0.00	49.34±0.85	2.02±0.02	-0.01±0.01	79.01±0.29
HB	RL	—	63.11±0.23	1.38±0.01	0.29±0.00	68.25±0.42	1.35±0.01	0.35±0.00	47.47±0.16	1.97±0.04	-0.02±0.01	65.29±1.43
HB	MB	—	62.17±0.19	1.44±0.02	0.26±0.00	68.10±1.35	1.37±0.01	0.34±0.01	47.90±0.29	2.10±0.02	-0.05±0.01	81.38±0.27
HB	—	RF	71.34±0.06	0.92±0.02	0.48±0.00	69.11±0.63	0.94±0.01	0.46±0.01	53.91±0.42	1.25±0.01	0.23±0.00	82.88±0.13
HB	—	MR	71.25±0.16	0.95±0.01	0.47±0.00	70.32±0.67	0.85±0.01	0.49±0.01	55.31±0.34	1.14±0.00	0.27±0.00	83.93±0.12
—	ML	RF	61.63±0.22	1.29±0.01	0.29±0.00	68.05±1.18	1.12±0.01	0.40±0.01	62.47±0.40	1.14±0.01	0.34±0.00	54.31±0.50
—	ML	MR	61.19±0.39	1.28±0.02	0.29±0.01	67.92±0.34	1.23±0.02	0.37±0.00	61.58±0.39	1.27±0.02	0.30±0.00	66.96±0.17
—	RL	RF	61.83±0.24	1.27±0.03	0.30±0.01	66.08±0.95	1.12±0.02	0.38±0.01	60.61±0.30	1.19±0.01	0.31±0.00	54.60±0.77
—	RL	MR	61.54±0.04	1.28±0.01	0.30±0.00	66.53±0.80	1.21±0.01	0.36±0.01	62.22±0.45	1.27±0.01	0.31±0.01	66.36±0.80
—	MB	RF	60.70±0.37	1.31±0.02	0.28±0.01	66.77±0.38	1.25±0.02	0.36±0.01	61.74±0.57	1.19±0.01	0.32±0.01	61.44±0.68
—	MB	MR	60.85±0.26	1.29±0.00	0.29±0.00	67.53±1.03	1.20±0.01	0.37±0.01	62.26±0.69	1.34±0.01	0.29±0.01	64.94±0.31
Trimodal Results												
HL	ML	RF	72.64±0.16	0.83±0.01	0.52±0.00	77.57±0.40	0.88±0.01	0.56±0.00	68.35±0.54	1.20±0.04	0.38±0.01	86.40±0.37
HL	ML	MR	73.39±0.14	0.87±0.00	0.52±0.00	75.49±0.59	0.82±0.00	0.55±0.01	69.82±0.17	1.18±0.03	0.40±0.01	77.86±1.18
HB	ML	RF	71.93±0.15	0.87±0.01	0.50±0.00	75.70±0.28	0.92±0.02	0.53±0.00	65.63±0.85	1.23±0.04	0.35±0.01	84.82±0.09
HL	RL	RF	72.77±0.31	0.83±0.00	0.52±0.00	76.27±1.27	0.86±0.03	0.55±0.02	68.58±0.69	1.12±0.05	0.41±0.01	80.67±0.56
HL	MB	RF	72.95±0.13	0.83±0.01	0.52±0.00	76.14±0.38	0.90±0.03	0.54±0.01	67.73±0.36	1.15±0.06	0.39±0.01	86.13±0.47

5 CONCLUSIONS

This paper introduced MER 2023, a multimodal emotion recognition challenge focused on system robustness. MER 2023 consists of three sub-challenges and evaluates performance using an extended version of CHEAVD with more samples and higher-quality annotations: (1) MER-MULTI requires participants to predict both discrete and dimensional emotions. This multi-scale labeling process can help distinguish some subtle differences in emotional states; (2) MER-NOISE simulates data corruption in real-world environments for modality robustness evaluation; (3) MER-SEMI requires participants to train more powerful classifiers using large amounts of unlabeled data. In this paper, we established a competitive baseline for each sub-challenge. For reproducibility, we mainly utilized open-source pre-trained models for feature extraction and a simple yet effective baseline system for performance evaluation. In MER-MULTI and MER-NOISE, our baseline system achieved 0.56 and 0.41 on the combined metric, respectively. In MER-SEMI, we only

evaluated discrete emotions and our baseline system was able to reach 86.40% on the weighted average F-score.

In the future, we plan to increase both labeled and unlabeled samples in our corpus. Additionally, we hope to organize a series of challenges and related workshops that bring together researchers from all over the world to discuss recent research and future directions in robust multimodal emotion recognition.

6 ACKNOWLEDGEMENTS

We would like to express our gratitude to all annotators: Ying Li (Shandong Normal University), Haiyang Sun (UCAS), Kang Chen (Peking University), Kexin Wang (Institute of Automation, CAS), Mingyu Xu (Institute of Automation, CAS), Licai Sun (UCAS), Yu He (UCAS), Ke Xu (UCAS). This work is funded by the National Natural Science Foundation of China (NSFC) under Grants 62201572, 61831022, 62276259 and U21B2010, and Open Research Projects of Zhejiang Lab under Grant 2021KH0AB06.

REFERENCES

- [1] Samira Ebrahimi Kahou, Vincent Michalski, Kishore Konda, Roland Memisevic, and Christopher Pal. Recurrent neural networks for emotion recognition in video. In *Proceedings of the International Conference on Multimodal Interaction*, pages 467–474, 2015.
- [2] Samira Ebrahimi Kahou, Xavier Bouthillier, Pascal Lamblin, Caglar Gulcehre, Vincent Michalski, Kishore Konda, Sébastien Jean, Pierre Froumenty, Yann Dauphin, Nicolas Boulanger-Lewandowski, et al. Emonets: Multimodal deep learning approaches for emotion recognition in video. *Journal on Multimodal User Interfaces*, 10:99–111, 2016.
- [3] Tom Young, Devamanyu Hazarika, Soujanya Poria, and Erik Cambria. Recent trends in deep learning based natural language processing. *IEEE Computational Intelligence Magazine*, 13(3):55–75, 2018.
- [4] Carlos Busso, Murtaza Bulut, Chi-Chun Lee, Abe Kazemzadeh, Emily Mower, Samuel Kim, Jeannette N Chang, Sungbok Lee, and Shrikanth S Narayanan. Iemocap: Interactive emotional dyadic motion capture database. *Language Resources and Evaluation*, 42:335–359, 2008.
- [5] AmirAli Bagher Zadeh, Paul Pu Liang, Soujanya Poria, Erik Cambria, and Louis-Philippe Morency. Multimodal language analysis in the wild: Cmu-mosei dataset and interpretable dynamic fusion graph. In *Proceedings of the 56th Annual Meeting of the Association for Computational Linguistics (Volume 1: Long Papers)*, pages 2236–2246, 2018.
- [6] Shizhe Chen, Qin Jin, Jiming Zhao, and Shuai Wang. Multimodal multi-task learning for dimensional and continuous emotion recognition. In *Proceedings of the 7th Annual Workshop on Audio/Visual Emotion Challenge*, pages 19–26, 2017.
- [7] Md Shad Akhtar, Dushyant Chauhan, Deepanway Ghosal, Soujanya Poria, Asif Ekbal, and Pushpak Bhattacharyya. Multi-task learning for multi-modal emotion recognition and sentiment analysis. In *Proceedings of the 2019 Conference of the North American Chapter of the Association for Computational Linguistics: Human Language Technologies, Volume 1 (Long and Short Papers)*, pages 370–379, 2019.
- [8] Huang-Cheng Chou, Chi-Chun Lee, and Carlos Busso. Exploiting co-occurrence frequency of emotions in perceptual evaluations to train a speech emotion classifier. In *Proceedings of the Interspeech*, pages 161–165, 2022.
- [9] Kexin Wang, Zheng Lian, Licai Sun, Bin Liu, Jianhua Tao, and Yin Fan. Emotional reaction analysis based on multi-label graph convolutional networks and dynamic facial expression recognition transformer. In *Proceedings of the 3rd International on Multimodal Sentiment Analysis Workshop and Challenge*, pages 75–80, 2022.
- [10] Jiming Zhao, Ruichen Li, and Qin Jin. Missing modality imagination network for emotion recognition with uncertain missing modalities. In *Proceedings of the 59th Annual Meeting of the Association for Computational Linguistics and the 11th International Joint Conference on Natural Language Processing (Volume 1: Long Papers)*, pages 2608–2618, 2021.
- [11] Ziqi Yuan, Wei Li, Hua Xu, and Wenmeng Yu. Transformer-based feature reconstruction network for robust multimodal sentiment analysis. In *Proceedings of the 29th ACM International Conference on Multimedia*, pages 4400–4407, 2021.
- [12] Licai Sun, Zheng Lian, Bin Liu, and Jianhua Tao. Efficient multimodal transformer with dual-level feature restoration for robust multimodal sentiment analysis. *arXiv preprint arXiv:2208.07589*, 2022.
- [13] Devamanyu Hazarika, Yingting Li, Bo Cheng, Shuai Zhao, Roger Zimmermann, and Soujanya Poria. Analyzing modality robustness in multimodal sentiment analysis. In *Proceedings of the North American Chapter of the Association for Computational Linguistics: Human Language Technologies*, pages 685–696, 2022.
- [14] Changqing Zhang, Yajie Cui, Zongbo Han, Joey Tianyi Zhou, Huazhu Fu, and Qinghua Hu. Deep partial multi-view learning. *IEEE Transactions on Pattern Analysis and Machine Intelligence*, 44(05):2402–2415, 2022.
- [15] Zheng Lian, Lan Chen, Licai Sun, Bin Liu, and Jianhua Tao. Gcnet: Graph completion network for incomplete multimodal learning in conversation. *IEEE Transactions on Pattern Analysis and Machine Intelligence*, 2023.
- [16] Zheng Lian, Jianhua Tao, Bin Liu, and Jian Huang. Unsupervised representation learning with future observation prediction for speech emotion recognition. *Proceedings of the Interspeech*, pages 3840–3844, 2019.
- [17] Rui Mao, Qian Liu, Kai He, Wei Li, and Erik Cambria. The biases of pre-trained language models: An empirical study on prompt-based sentiment analysis and emotion detection. *IEEE Transactions on Affective Computing*, 2022.
- [18] Karl Weiss, Taghi M Khoshgoftaar, and DingDing Wang. A survey of transfer learning. *Journal of Big data*, 3(1):1–40, 2016.
- [19] Zhan Tong, Yibing Song, Jue Wang, and Limin Wang. Videomae: Masked autoencoders are data-efficient learners for self-supervised video pre-training. In *Proceedings of the Advances in Neural Information Processing Systems*, 2022.
- [20] Kaiming He, Xinlei Chen, Saining Xie, Yanghao Li, Piotr Dollár, and Ross Girshick. Masked autoencoders are scalable vision learners. In *Proceedings of the IEEE/CVF Conference on Computer Vision and Pattern Recognition*, pages 15979–15988. IEEE, 2022.
- [21] Björn Schuller, Michel Valstar, Florian Eyben, Gary McKeown, Roddy Cowie, and Maja Pantic. AVEC 2011—the first international audio/visual emotion challenge. In *Proceedings of the International Conference on Affective Computing and Intelligent Interaction*, pages 415–424. Springer, 2011.
- [22] Björn Schuller, Michel Valstar, Florian Eyben, Roddy Cowie, and Maja Pantic. AVEC 2012: the continuous audio/visual emotion challenge. In *Proceedings of the International Conference on Multimodal Interaction*, pages 449–456. ACM, 2012.
- [23] Michel Valstar, Björn Schuller, Kirsty Smith, Florian Eyben, Bihan Jiang, Sanjay Bilakhia, Sebastian Schlieder, Roddy Cowie, and Maja Pantic. AVEC 2013: the continuous audio/visual emotion and depression recognition challenge. In *Proceedings of the 3rd ACM International Workshop on Audio/Visual Emotion Challenge*, pages 3–10, 2013.
- [24] Michel Valstar, Björn Schuller, Kirsty Smith, Timur Almaev, Florian Eyben, Jarek Krajewski, Roddy Cowie, and Maja Pantic. AVEC 2014: 3d dimensional affect and depression recognition challenge. In *Proceedings of the 4th International Workshop on Audio/Visual Emotion Challenge*, pages 3–10, 2014.
- [25] Fabien Ringeval, Björn Schuller, Michel Valstar, Roddy Cowie, and Maja Pantic. AVEC 2015: The 5th international audio/visual emotion challenge and workshop. In *Proceedings of the 23rd ACM International Conference on Multimedia*, pages 1335–1336, 2015.
- [26] Michel Valstar, Jonathan Gratch, Björn Schuller, Fabien Ringeval, Denis Lalanne, Mercedes Torres Torres, Stefan Scherer, Giota Stratou, Roddy Cowie, and Maja Pantic. AVEC 2016: Depression, mood, and emotion recognition workshop and challenge. In *Proceedings of the 6th International Workshop on Audio/Visual Emotion Challenge*, pages 3–10, 2016.
- [27] Fabien Ringeval, Björn Schuller, Michel Valstar, Jonathan Gratch, Roddy Cowie, Stefan Scherer, Sharon Mozgai, Nicholas Cummins, Maximilian Schmitt, and Maja Pantic. AVEC 2017: Real-life depression, and affect recognition workshop and challenge. In *Proceedings of the 7th Annual Workshop on Audio/Visual Emotion Challenge*, pages 3–9, 2017.
- [28] Fabien Ringeval, Björn Schuller, Michel Valstar, Roddy Cowie, Heysem Kaya, Maximilian Schmitt, Shahin Amiriparian, Nicholas Cummins, Denis Lalanne, Adrien Michaud, et al. AVEC 2018 workshop and challenge: Bipolar disorder and cross-cultural affect recognition. In *Proceedings of the 2018 on Audio/Visual Emotion Challenge and Workshop*, pages 3–13, 2018.
- [29] Fabien Ringeval, Björn Schuller, Michel Valstar, Nicholas Cummins, Roddy Cowie, Leili Tavabi, Maximilian Schmitt, Sina Alisamir, Shahin Amiriparian, Eva-Maria Messner, et al. AVEC 2019 workshop and challenge: state-of-mind, detecting depression with ai, and cross-cultural affect recognition. In *Proceedings of the 9th International on Audio/Visual Emotion Challenge and Workshop*, pages 3–12, 2019.
- [30] Abhinav Dhall, Roland Goecke, Jyoti Joshi, Michael Wagner, and Tom Gedeon. Emotion recognition in the wild challenge 2013. In *Proceedings of the 15th ACM on International Conference on Multimodal Interaction*, pages 509–516, 2013.
- [31] Abhinav Dhall, Roland Goecke, Jyoti Joshi, Karan Sikka, and Tom Gedeon. Emotion recognition in the wild challenge 2014: Baseline, data and protocol. In *Proceedings of the 16th International Conference on Multimodal Interaction*, pages 461–466, 2014.
- [32] Abhinav Dhall, OV Ramana Murthy, Roland Goecke, Jyoti Joshi, and Tom Gedeon. Video and image based emotion recognition challenges in the wild: Emotiw 2015. In *Proceedings of the 2015 ACM on International Conference on Multimodal Interaction*, pages 423–426, 2015.
- [33] Abhinav Dhall, Roland Goecke, Jyoti Joshi, Jesse Hoey, and Tom Gedeon. Emotiw 2016: Video and group-level emotion recognition challenges. In *Proceedings of the 18th ACM International Conference on Multimodal Interaction*, pages 427–432, 2016.
- [34] Abhinav Dhall, Roland Goecke, Shreya Ghosh, Jyoti Joshi, Jesse Hoey, and Tom Gedeon. From individual to group-level emotion recognition: Emotiw 5.0. In *Proceedings of the 19th ACM International Conference on Multimodal Interaction*, pages 524–528, 2017.
- [35] Abhinav Dhall, Amanjot Kaur, Roland Goecke, and Tom Gedeon. Emotiw 2018: Audio-video, student engagement and group-level affect prediction. In *Proceedings of the 20th ACM International Conference on Multimodal Interaction*, pages 653–656, 2018.
- [36] Abhinav Dhall. Emotiw 2019: Automatic emotion, engagement and cohesion prediction tasks. In *Proceedings of the International Conference on Multimodal Interaction*, pages 546–550, 2019.
- [37] Abhinav Dhall, Garima Sharma, Roland Goecke, and Tom Gedeon. Emotiw 2020: Driver gaze, group emotion, student engagement and physiological signal based challenges. In *Proceedings of the International Conference on Multimodal Interaction*, pages 784–789, 2020.
- [38] Lukas Stappen, Alice Baird, Georgios Rizos, Panagiotis Tzirakis, Xinchun Du, Felix Hafner, Lea Schumann, Adria Mallol-Ragolta, Björn W Schuller, Iulia Lefter, et al. Muse 2020 challenge and workshop: Multimodal sentiment analysis, emotion-target engagement and trustworthiness detection in real-life media: Emotional car reviews in-the-wild. In *Proceedings of the 1st International on Multimodal Sentiment Analysis in Real-life Media Challenge and Workshop*, pages 35–44, 2020.
- [39] Lukas Stappen, Alice Baird, Lukas Christ, Lea Schumann, Benjamin Sertolli, Eva-Maria Messner, Erik Cambria, Guoyang Zhao, and Björn W Schuller. The muse 2021 multimodal sentiment analysis challenge: sentiment, emotion, physiological-emotion, and stress. In *Proceedings of the 2nd on Multimodal Sentiment Analysis Challenge*, pages 5–14, 2021.

- [40] Shahin Amiriparian, Lukas Christ, Andreas König, Eva-Maria Meßner, Alan Cowen, Erik Cambria, and Björn W Schuller. Muse 2022 challenge: Multimodal humour, emotional reactions, and stress. In *Proceedings of the 30th ACM International Conference on Multimedia*, pages 7389–7391, 2022.
- [41] Ya Li, Jianhua Tao, Björn Schuller, Shiguang Shan, Dongmei Jiang, and Jia Jia. Mec 2017: Multimodal emotion recognition challenge. In *2018 First Asian Conference on Affective Computing and Intelligent Interaction (ACII Asia)*, pages 1–5. IEEE, 2018.
- [42] Margaret M Bradley and Peter J Lang. Measuring emotion: the self-assessment manikin and the semantic differential. *Journal of Behavior Therapy and Experimental Psychiatry*, 25(1):49–59, 1994.
- [43] Soujanya Poria, Devamanyu Hazarika, Navonil Majumder, Gautam Naik, Erik Cambria, and Rada Mihalcea. Meld: A multimodal multi-party dataset for emotion recognition in conversations. In *Proceedings of the 57th Conference of the Association for Computational Linguistics*, pages 527–536, 2019.
- [44] David Snyder, Guoguo Chen, and Daniel Povey. Musan: A music, speech, and noise corpus. *arXiv preprint arXiv:1510.08484*, 2015.
- [45] Dan Hendrycks and Kevin Gimpel. A baseline for detecting misclassified and out-of-distribution examples in neural networks. In *Proceedings of the International Conference on Learning Representations*, pages 1–12, 2017.
- [46] Nazmul Karim, Mamshad Nayeem Rizve, Nazanin Rahnavard, Ajmal Mian, and Mubarak Shah. Unicorn: Combating label noise through uniform selection and contrastive learning. In *Proceedings of the IEEE/CVF Conference on Computer Vision and Pattern Recognition*, pages 9676–9686, 2022.
- [47] Purnima Chandrasekar, Santosh Chapaneri, and Deepak Jayaswal. Automatic speech emotion recognition: A survey. In *2014 International Conference on Circuits, Systems, Communication and Information Technology Applications (CSCITA)*, pages 341–346. IEEE, 2014.
- [48] B Schuller, S Steidl, and A Batliner. The interspeech 2009 emotion challenge. In *Proceedings of the Interspeech*, pages 312–315, 2009.
- [49] Björn Schuller, Stefan Steidl, Anton Batliner, Felix Burkhardt, Laurence Devillers, Christian Müller, and Shrikanth Narayanan. The interspeech 2010 paralinguistic challenge. In *Proceedings of the Interspeech*, pages 2794–2797, 2010.
- [50] George Trigeorgis, Fabien Ringeval, Raymond Brueckner, Erik Marchi, Mihalisa Nicolaou, Björn Schuller, and Stefanos Zafeiriou. Adieu features? end-to-end speech emotion recognition using a deep convolutional recurrent network. In *IEEE International Conference on Acoustics, Speech and Signal Processing (ICASSP)*, pages 5200–5204. IEEE, 2016.
- [51] Florian Eyben, Martin Wöllmer, and Björn Schuller. Opensmile: the munich versatile and fast open-source audio feature extractor. In *Proceedings of the 18th ACM International Conference on Multimedia*, pages 1459–1462, 2010.
- [52] Zheng Lian, Bin Liu, and Jianhua Tao. Pirnet: Personality-enhanced iterative refinement network for emotion recognition in conversation. *IEEE Transactions on Neural Networks and Learning Systems*, 2022.
- [53] Shawn Hershey, Sourish Chaudhuri, Daniel PW Ellis, Jort F Gemmeke, Aren Jansen, R Channing Moore, Manoj Plakal, Devin Platt, Rif A Saurous, Bryan Seybold, et al. Cnn architectures for large-scale audio classification. In *IEEE International Conference on Acoustics, Speech and Signal Processing (ICASSP)*, pages 131–135. IEEE, 2017.
- [54] Steffen Schneider, Alexei Baevski, Roman Collobert, and Michael Auli. wav2vec: Unsupervised pre-training for speech recognition. In *Proceedings of the Interspeech*, pages 3465–3469, 2019.
- [55] Alexei Baevski, Yuhao Zhou, Abdelrahman Mohamed, and Michael Auli. wav2vec 2.0: A framework for self-supervised learning of speech representations. In *Proceedings of the Advances in Neural Information Processing Systems*, pages 12449–12460, 2020.
- [56] Wei-Ning Hsu, Benjamin Bolte, Yao-Hung Hubert Tsai, Kushal Lakhota, Ruslan Salakhutdinov, and Abdelrahman Mohamed. Hubert: Self-supervised speech representation learning by masked prediction of hidden units. *IEEE/ACM Transactions on Audio, Speech, and Language Processing*, 29:3451–3460, 2021.
- [57] Devamanyu Hazarika, Soujanya Poria, Rada Mihalcea, Erik Cambria, and Roger Zimmermann. Icon: interactive conversational memory network for multimodal emotion detection. In *Proceedings of the Conference on Empirical Methods in Natural Language Processing*, pages 2594–2604, 2018.
- [58] Devamanyu Hazarika, Soujanya Poria, Amir Zadeh, Erik Cambria, Louis-Philippe Morency, and Roger Zimmermann. Conversational memory network for emotion recognition in dyadic dialogue videos. In *Proceedings of the Conference of the North American Chapter of the Association for Computational Linguistics: Human Language Technologies*, pages 2122–2132, 2018.
- [59] Navonil Majumder, Soujanya Poria, Devamanyu Hazarika, Rada Mihalcea, Alexander Gelbukh, and Erik Cambria. Dialoguernn: An attentive rnn for emotion detection in conversations. In *Proceedings of the AAAI Conference on Artificial Intelligence*, pages 6818–6825, 2019.
- [60] Zhuoyuan Yao, Di Wu, Xiong Wang, Binbin Zhang, Fan Yu, Chao Yang, Zhendong Peng, Xiaoyu Chen, Lei Xie, and Xin Lei. Wenet: Production oriented streaming and non-streaming end-to-end speech recognition toolkit. In *Proceedings of the Interspeech*, pages 4054–4058, 2021.
- [61] Xipeng Qiu, Tianxiang Sun, Yige Xu, Yunfan Shao, Ning Dai, and Xuanjing Huang. Pre-trained models for natural language processing: A survey. *Science China Technological Sciences*, 63(10):1872–1897, 2020.
- [62] Jacob Devlin, Ming-Wei Chang, Kenton Lee, and Kristina Toutanova. Bert: Pre-training of deep bidirectional transformers for language understanding. In *Proceedings of the Conference of the North American Chapter of the Association for Computational Linguistics: Human Language Technologies*, pages 4171–4186, 2019.
- [63] Yinhan Liu, Myle Ott, Naman Goyal, Jingfei Du, Mandar Joshi, Danqi Chen, Omer Levy, Mike Lewis, Luke Zettlemoyer, and Veselin Stoyanov. Roberta: A robustly optimized bert pretraining approach. *arXiv preprint arXiv:1907.11692*, 2019.
- [64] Zhilin Yang, Zihang Dai, Yiming Yang, Jaime Carbonell, Russ R Salakhutdinov, and Quoc V Le. Xlnet: Generalized autoregressive pretraining for language understanding. *Proceedings of the Advances in Neural Information Processing Systems*, pages 5754–5764, 2019.
- [65] Alec Radford, Jeffrey Wu, Rewon Child, David Luan, Dario Amodei, Ilya Sutskever, et al. Language models are unsupervised multitask learners. *OpenAI blog*, 1(8):9, 2019.
- [66] Pengcheng He, Xiaodong Liu, Jianfeng Gao, and Weizhu Chen. Deberta: Decoding-enhanced bert with disentangled attention. In *Proceedings of the 8th International Conference on Learning Representations*, pages 1–21, 2020.
- [67] Yiming Cui, Wanxiang Che, Ting Liu, Bing Qin, Shijin Wang, and Guoping Hu. Revisiting pre-trained models for chinese natural language processing. In *Findings of the Association for Computational Linguistics: EMNLP 2020*, pages 657–668, 2020.
- [68] Zhenzhong Lan, Mingda Chen, Sebastian Goodman, Kevin Gimpel, Piyush Sharma, and Radu Soricut. Albert: A lite bert for self-supervised learning of language representations. In *Proceedings of the International Conference on Learning Representations*, pages 1–17, 2020.
- [69] Kevin Clark, Minh-Thang Luong, Quoc V Le, and Christopher D Manning. Electra: Pre-training text encoders as discriminators rather than generators. In *Proceedings of the International Conference on Learning Representations*, pages 1–18, 2020.
- [70] Tadas Baltrušaitis, Peter Robinson, and Louis-Philippe Morency. Openface: an open source facial behavior analysis toolkit. In *2016 IEEE winter conference on applications of computer vision (WACV)*, pages 1–10. IEEE, 2016.
- [71] Kaiming He, Xiangyu Zhang, Shaoqing Ren, and Jian Sun. Deep residual learning for image recognition. In *Proceedings of the IEEE/CVF Conference on Computer Vision and Pattern Recognition*, pages 770–778, 2016.
- [72] Jie Hu, Li Shen, and Gang Sun. Squeeze-and-excitation networks. In *Proceedings of the IEEE/CVF Conference on Computer Vision and Pattern Recognition*, pages 7132–7141, 2018.
- [73] Zengqun Zhao, Qingshan Liu, and Shanmin Wang. Learning deep global multi-scale and local attention features for facial expression recognition in the wild. *IEEE Transactions on Image Processing*, 30:6544–6556, 2021.
- [74] Jia Deng, Wei Dong, Richard Socher, Li-Jia Li, Kai Li, and Li Fei-Fei. Imagenet: A large-scale hierarchical image database. In *Proceedings of the IEEE/CVF Conference on Computer Vision and Pattern Recognition*, pages 248–255, 2009.
- [75] Yandong Guo, Lei Zhang, Yuxiao Hu, Xiaodong He, and Jianfeng Gao. Ms-celeb1m: A dataset and benchmark for large-scale face recognition. In *Proceedings of the European Conference on Computer Vision*, pages 87–102, 2016.
- [76] Ian J Goodfellow, Dumitru Erhan, Pierre Luc Carrier, Aaron Courville, Mehdi Mirza, Ben Hamner, Will Cukierski, Yichuan Tang, David Thaler, Dong-Hyun Lee, et al. Challenges in representation learning: A report on three machine learning contests. In *Proceedings of the 20th International Conference on Neural Information Processing (ICONIP)*, pages 117–124, 2013.
- [77] Shan Li, Weihong Deng, and JunPing Du. Reliable crowdsourcing and deep locality-preserving learning for expression recognition in the wild. In *Proceedings of the IEEE/CVF Conference on Computer Vision and Pattern Recognition (CVPR)*, pages 2852–2861, 2017.
- [78] Diederik P Kingma and Jimmy Ba. Adam: A method for stochastic optimization. In *Proceedings of the International Conference on Learning Representations*, pages 1–15, 2015.
- [79] Nitish Srivastava, Geoffrey Hinton, Alex Krizhevsky, Ilya Sutskever, and Ruslan Salakhutdinov. Dropout: a simple way to prevent neural networks from overfitting. *Journal of Machine Learning Research*, 15(1):1929–1958, 2014.
- [80] Zheng Lian, Bin Liu, and Jianhua Tao. Ctnet: Conversational transformer network for emotion recognition. *IEEE/ACM Transactions on Audio, Speech, and Language Processing*, 29:985–1000, 2021.
- [81] Zheng Lian, Bin Liu, and Jianhua Tao. Decn: Dialogical emotion correction network for conversational emotion recognition. *Neurocomputing*, 454:483–495, 2021.
- [82] Dimitrios Kollias, Attila Schulc, Elnar Hajiyev, and Stefanos Zafeiriou. Analysing affective behavior in the first abaw 2020 competition. In *2020 15th IEEE International Conference on Automatic Face and Gesture Recognition (FG 2020)*, pages 637–643. IEEE, 2020.