

Discreetly Exploiting Inter-session Information for Session-based Recommendation

Zihan Wang
Northeastern University
China
2101816@stu.neu.edu.cn

Gang Wu
Northeastern University
China
wugang@mail.neu.edu.cn

Haotong Wang
Northeastern University
China
2171931@stu.neu.edu.cn

ABSTRACT

Limited intra-session information is the performance bottleneck of the early Graph Neural Network (GNN) based Session-based Recommendation (SBR) models. Therefore, some GNN based SBR models have evolved to introduce additional inter-session information to facilitate the next-item prediction. However, we found that the introduction of inter-session information may bring interference to these models. The possible reasons are twofold. First, inter-session dependencies are not differentiated at the factor-level. Second, measuring inter-session weight by similarity is not enough. In this paper, we propose a GNN-based SBR model that discreetly exploits inter-session information (DEISI-GNN) to solve the problems. For the first problem, DEISI-GNN differentiates the types of inter-session dependencies at the *factor level* with the help of Disentangled Representation Learning (DRL) technology. For the second problem, DEISI-GNN introduces *stability* as a new metric for weighting inter-session dependencies together with the similarity. Moreover, Contrastive learning (CL) is used to improve the robustness of the model. Extensive experiments on three datasets show the superior performance of the DEISI-GNN model compared with the state-of-the-art models.

CCS CONCEPTS

• **Computer systems organization** → **Embedded systems**; *Redundancy*; Robotics; • **Networks** → Network reliability.

KEYWORDS

Session-based recommendation, Inter-session Information, Disentangled Representation Learning

ACM Reference Format:

Zihan Wang, Gang Wu, and Haotong Wang. 2018. Discreetly Exploiting Inter-session Information for Session-based Recommendation. In *Proceedings of Make sure to enter the correct conference title from your rights confirmation email (Conference acronym 'XX)*. ACM, New York, NY, USA, 10 pages. <https://doi.org/XXXXXXX.XXXXXXX>

Permission to make digital or hard copies of all or part of this work for personal or classroom use is granted without fee provided that copies are not made or distributed for profit or commercial advantage and that copies bear this notice and the full citation on the first page. Copyrights for components of this work owned by others than ACM must be honored. Abstracting with credit is permitted. To copy otherwise, or republish, to post on servers or to redistribute to lists, requires prior specific permission and/or a fee. Request permissions from permissions@acm.org.
Conference acronym 'XX, June 03–05, 2018, Woodstock, NY

© 2018 Association for Computing Machinery.
ACM ISBN 978-1-4503-XXXX-X/18/06...\$15.00
<https://doi.org/XXXXXXX.XXXXXXX>

1 INTRODUCTION

Nowadays recommendation are expected to meet the short-term interests of users according to specific session context [3, 7]. Therefore, the Session-based Recommendation (SBR) has become a hot topic.

From a sequence processing perspective, many commonly used natural language processing (NLP) techniques are applicable to SBR, such as Recurrent Neural Network (RNN)[11, 23, 36], Attention mechanism[4, 6], and Graph Neural Network (GNN) [8, 20, 29]. Due to better complex relationship modeling capabilities, GNN-based SBR models have become the current mainstream. Early GNN-based SBR models [5, 10, 12, 30, 35] only consider intra-session information for the next-item recommendation. It limits their performance because the length of the session is usually too short for effectively learning. To improve the performance, some models include additional information from other sessions[17, 25, 31, 32, 37]. Such inter-session information is obtained by establishing inter-session dependencies and then used for learning as a supplement to in-session information.

However, the introduction of inter-session information brings interference as well, which may distract the attention from the current session and mislead the recommendation. Generally speaking, there are two kinds of problems with these GNN-based SBR models.

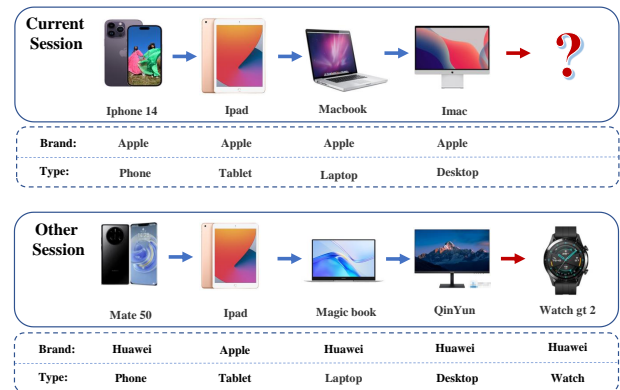


Figure 1: An illustrative example of the challenges in inter-session information learning

First, inter-session dependencies are not differentiated at the factor-level. In other words, these models have no the ability of excluding the interference of irrelevant factors within the inter-session dependencies, but to emphasize only relevant factors. The result is a decrease in the accuracy of inter-session dependency

representation. Take the two sessions in Figure 1 for example. Both sessions are about electronic products. They share similar interests in type preference but distinct differences in terms of brand. From an overall perspective, the brand factor reduces the strength of the inter-session dependency, i.e. the similarity. This, in turn, may lead to inadequate use of out-of-session information from the other session.

Second, the similarity is used as the only metric for weighting inter-session dependencies. However, in some cases, the similarity is obviously not the dominant factor of GNN weight value. For the example in Figure 1, intuitively, an appropriate next-item recommendation for the current session may be Apple Watch. Why not recommend Huawei Watch gt2 by referring to the other session? One main reason is that the user preferences for the current session have stabilized on Apple in terms of the brand factor. Therefore, refusing to learn out-of-session information about the brand factor from other sessions is a wise strategy.

To solve the above problems, we propose a GNN-based SBR model that discreetly exploits inter-session information (DEISI-GNN).

For the first problem, inter-session dependencies are finely differentiated at the *factor-level* in DEISI-GNN with the help of Disentangled Representation Learning (DRL) technology [9, 13, 14, 26], which has been deployed in sequential recommendation and collaborative filter recommendation. DRL has the ability to disentangle latent factors hidden in observed data, and has been proved effective by Disen-GNN [9] in learning independent factor-level intra-session representations, i.e. embeddings.

For the second problem, we discover and define a new metric, *stability*, in DEISI-GNN besides the similarity. The basic principle is that the more stable the interest of a session, the less likely it is to be influenced by other sessions where the stability is closely related to the deviation of the interests within the session. Stability and similarity are used together to more accurately estimate the weight of inter-session dependencies.

In addition, we adopt Contrastive learning (CL) [16, 28, 33] to improve the robustness of the model considering that data sparseness in SBR often leads to inaccurate embedding learning.

To summarize, the main contributions of this paper are as follows.

- DRL is introduced to refine the inter-session dependencies of SBR at the factor-level, which effectively avoids interference from irrelevant factors.
- A new metric, the intra-session interest stability, is defined as a supplementary of the inter-session similarity to better estimate the GNN weights for aggregating other sessions in SBR.
- Extensive experiments on three datasets were conducted to demonstrate the superior performance of our proposed DEISI-GNN model compared with the state-of-the-art models.

2 RELATED WORK

2.1 Session-based Recommendation

In recent years, Session-based Recommendation (SBR) has received more and more attention and many approaches have been proposed

for this field. Session-based Recommendation aims to predict the user's next interaction based on only the anonymous current session. Early traditional models adopt Markov Decision Process (MDP) [19] and their performance is not satisfying because they think that the transition of two adjacent items is very strict.

With the vigorous development of Neural Network, many models based on it have emerged to improve the recommendation accuracy of SBR [2, 18, 21, 24, 27]. GRU4Rec applies RNN to SBR for the first time [5]. It uses RNN and Gated Recurrent Unit (GRU), which can learn session representation by analyzing the sequential relationship in the session, then predict the next item most likely interacted. Then, NARM [10] was proposed, which uses RNN and attention mechanism together. The attention mechanism in it is responsible for capturing the global relationship in the session because they notice that global relationship also exists in a session besides the sequential relationship. STAMP [12] also adopts the attention mechanism, and it achieved better results by emphasizing more short-term interest and focusing more on users' recent clicks.

Graph Neural Network (GNN) has achieved great success in other fields and exhibited great potential for representation learning, so it has been introduced in SBR, too. SR-GNN [30] makes this attempt first and achieves excellent performance. It builds a directed intra-session graph based on the sequential relationship of a session and deploys GGNN convolution on it to learn more accurate embeddings. TAGNN [35] has made further improvements on the basis of SR-GNN. It adds the embedding expression that is sensitive to the prediction target meaning that regarding the user's interest as a dynamically changing interest rather than a fixed one, which is more in line with the realistic scenario.

Disen-GNN [9] notices that previous models all ignore the fact that user interest is often driven by a certain factor (e.g. preference for the brands). So it introduced Disentangled Represent Learning (DRL) to learn independent factor-level embeddings and explore the factor-level intra-session information.

However, these models all face a limit, which is that the intra-session information is insufficient.

2.2 Utilization of inter-session information in SBR

More scholars have noticed that rich inter-session information can be mined as a supplement to the scarce intra-session information to help us make more accurate recommendation. [1, 17, 25, 34].

FGNN-BCS [17] first generates a global item graph to learn extra information outside the session. It has achieved better performance than the models that only considers intra-session information at that time.

I3GN [37] connects items outside the current session and items inside by establishing an inter-session graph. By utilizing the inter-session graph, I3GN can learn some extra information about items in the current session.

DHCN [32] realizes that the graph contrastive learning paradigm in SBR is often ineffective because of the sparsity of the graphs. A novel paradigm of contrastive learning was proposed by it. It contains two channels, one to learn intra-session information, and the other to learn extra inter-session information, helping item

learn its most essential part by comparing the information learned from the two channels.

COTREC [31] is an improved version of DHCN and it combines contrastive learning with co-training, and a SBR enhancement framework is developed. The proposed contrastive graph co-training preserves the complete session information and fulfills genuine data augmentation.

But they fail to filter the inter-session information, which means that interfering information can also be learned by these models. It is with this in mind that we hope to learn only those really useful information from inter-session information and avoid the interference.

3 PRELIMINARIES

In this section, we introduce the preliminary knowledge to help better understand of the proposed model.

3.1 Problem Statement of SBR

The basic task of recommendation systems is to predict the user's next interacted item. In traditional recommendation scenarios, historical interactions are always available for models to capture users' long-term interests. However, in some cases, it is hard to obtain historical information, e.g., cold start and privacy protection. Unlike previous recommendation scenarios, SBR makes predictions solely based on the current session.

Let $V = \{v_1, \dots, v_N\}$ denote the set of items where N is the number of items. An anonymous session is represented as a sequence $s = [v_{(s,1)}, \dots, v_{(s,n)}]$ ordered by timestamps. $v_{(s,i)} \in V$ is the i -th item that an anonymous user has interacted in the session s . SBR models intend to process the information contained in s to construct the user's interest. We generate probabilities \hat{y} by for all possible items based on input session s . Each element's value of vector \hat{y} is the recommendation score of the corresponding item. The recommendation scores are usually the similarity between the user's interest and the item embeddings. Finally, we select those with the highest scores as the prediction for the user's next interaction item $v_{(s,n+1)}$.

3.2 Disentangled Represent Learning (DRL)

The purpose of DRL is to learn factor-level representation, usually by splitting the original embedding into multiple independent dimensions, so that each dimension can represent more fine-grained semantics. The introduction of DRL can improve the interpretability and the robustness of the model.

In SBR, the input of DRL is the embedding of either an item or a session. Let $c \in \mathbb{R}^d$ represent a d dimension embedding. Then DRL computes k factor-level embeddings from c by re-embedding it into corresponding spaces. The factor-level embedding f^t on factor t is computed with Equation 1.

$$f^t = \sigma(c^\top W_t) + b_t, (1 \leq t \leq k) \quad (1)$$

Here, $W_t \in \mathbb{R}^{d \times d_f}$ and $b_t \in \mathbb{R}^{d_f}$ are the weight matrix and bias on factor t . And $d_f = \lfloor \frac{d}{k} \rfloor$ is the dimension of factor-level embedding.

In order to avoid redundant information between factors, DRL uses the following loss function as the learning objective to generate

independent factor-level embeddings.

$$\mathcal{L}_d = \sum_t \sum_{j \neq t}^k dCor(f^t, f^j) \quad (2)$$

$dCor$ is a formula to measure the correlation between variables in different spaces. For other details, please refer to [22].

3.3 Inter-session and Intra-session Information

As we mentioned earlier, SBR is proposed for an anonymous session. Any information contained in the session is intra-session information. Inter-session information is from other sessions. It can help us make recommendations as the additional information. Take a simple example, the item v_i appears in the current session. And other session have both v_i and v_j . Hence, we can learn that v_j has a certain correlation with v_i , so maybe recommend v_j to the current session is satisfactory.

4 METHODOLOGY

In this section, we present the proposed DEISI-GNN model. Necessary formulas are used to assist in stating the principle behind the processing of each module.

Figure 2 gives an overview of DEISI-GNN. Besides the necessary *initialization*, DEISI-GNN contains two key modules, namely, the *intra-session* module, the *inter-session* module. Both modules both contain k factor-level channels (k is the total number of disentangled factors), which are respectively responsible for embedding corresponding information of each factor. Then, factor-level embeddings obtained from both modules are aggregated to get the final representation of the session interest for further making the next-item prediction.

4.1 Initialization

The inter-session graphs, the intra-session graphs, and the embeddings of items and sessions are constructed in the initialization module.

4.1.1 Inter-session Graph. Let $S = \{s_1, \dots, s_M\}$ be M sessions input in a batch. An inter-session graph is an undirected graph $\mathcal{G}_S^g = \langle \mathcal{V}_S^g, \mathcal{E}_S^g \rangle$ representing dependency relations between sessions in S where the superscript g stands for *global*.

The vertex set $\mathcal{V}_S^g = S$ where a vertex represents a session.

The edge set $\mathcal{E}_S^g = \{ \langle s_i, s_j \rangle \mid |s_i \cap s_j| \neq \emptyset \}$ where $s_i, s_j \in S$. That means each edge $e_S^g \in \mathcal{E}_S^g$ connects two session vertexes if they share common items. We initialize the edge weight to be 1.0.

4.1.2 Intra-session Graph. We define an intra-session graph to be a directed graph $\mathcal{G}_s^l = \langle \mathcal{V}_s^l, \mathcal{E}_s^l \rangle$ for representing the inner relations in a session s as in SR-GNN[30] where the superscript l stands for *local*.

The vertex set $\mathcal{V}_s^l = \{v \mid \forall v \in s\}$ are items appeared in s .

The edge set $\mathcal{E}_s^l = \{ \langle v_{(s,i)}, v_{(s,i+1)} \rangle \mid \forall v_{(s,i)} \in s \}$ where $v_{(s,i)}$ is the i -th item in session s . That means each edge $e_s^l \in \mathcal{E}_s^l$ starts from the previous item and points to the next item in the sequence of session s . Take $s_1 = [v_1, v_2, v_3, v_4, v_2]$ in Figure 1 as an example. The edge set $\mathcal{E}_{s_1}^l = [(v_1, v_2), (v_2, v_3), (v_3, v_4), (v_4, v_2)]$.

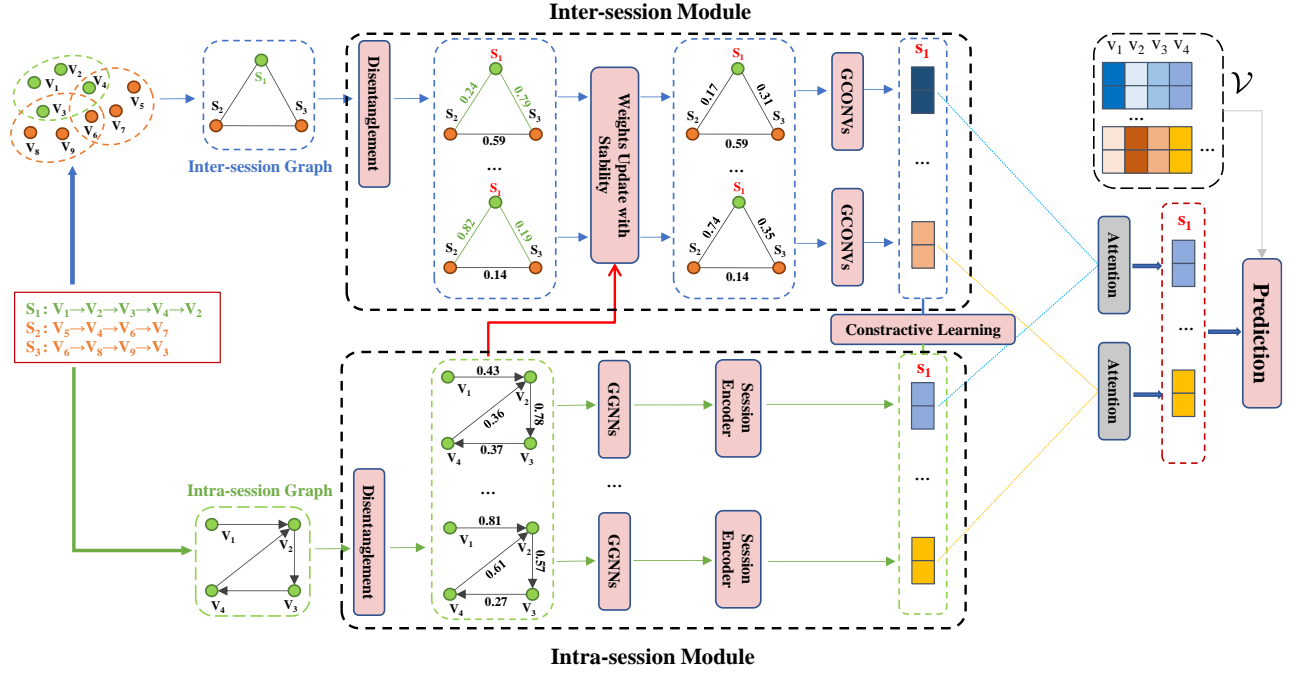


Figure 2: Overview of DEISI-GNN

4.1.3 Item Embedding. For an input session $s = \{v_{(s,1)}, \dots, v_{(s,n)}\}$, let the initial embedding of an item $v_{(s,i)} \in s$ be $c_{(s,i)}$. Then DRL is used to obtain the interest preferences for different factors hidden behind the interactions by re-embedding each item embedding $c_{(s,i)}$ into different spaces as Equation 3.

$$\text{DRL}(c_{(s,i)}) = \mathcal{F}_{(s,i)} = \{f_{(s,i)}^1, \dots, f_{(s,i)}^k\} \quad (3)$$

Here, $f_{(s,i)}^t \in \mathbb{R}^{d_f}$ is the factor-level embedding of item $v_{(s,i)}$ on factor t obtained with Equation 1. And $\mathcal{F}_{(s,i)}$ is the set of all factor-level embeddings of the item $v_{(s,i)}$.

4.1.4 Session Embedding. In Equation 4, the initial embedding of session s is defined to be the average of all embeddings of items in s .

$$c_s = \frac{\sum_1^n c_{(s,i)}}{n} \quad (4)$$

Similarly, DRL is employed for c_s to get k factor-level session embeddings as shown in Equation 5.

$$\text{DRL}(c_s) = \mathcal{F}_s = \{f_s^1, \dots, f_s^k\} \quad (5)$$

where $f_s^t \in \mathbb{R}^{d_f}$ is the factor-level embedding of session s on factor t .

4.2 Inter-session Module

This module is responsible for learning factor-level inter-session embeddings with GCN. Let $S = \{s_1, \dots, s_M\}$ be M sessions input in a batch. The input of the inter-session module include a set

$\{\mathcal{F}_{s_1}, \dots, \mathcal{F}_{s_M}\}$ containing the all initial factor-level embeddings of all sessions and the inter-session graph \mathcal{G}_S^g .

4.2.1 Factor-level Inter-session Dependency. As mentioned in the introduction, two sessions may have different strength of dependencies on different factors. Therefore, in order to learn factor-level embeddings of dependencies, a set of k factor-level inter-session graphs $\{\mathcal{G}_S^{(g,1)}, \dots, \mathcal{G}_S^{(g,k)}\}$ are derived from \mathcal{G}_S^g .

These factor-level inter-session graphs have exactly the same vertexes and edges. The only difference exists in the edge weights, which are affected by the factor-wise cosine similarities between the sessions.

Let $\mathcal{A}_S^{(g,t)}$ be the adjacency matrix of graph $\mathcal{G}_S^{(g,t)}$, and $a_{ij}^{(g,t)}$ be the weight of edge between s_i and s_j on factor t . Then we define the weight with Equation 6.

$$a_{ij}^{(g,t)} = \frac{f_{s_i}^t f_{s_j}^t}{\|f_{s_i}^t\| \cdot \|f_{s_j}^t\|} \quad (6)$$

Note that the connections established at this time is only based on similarity.

4.2.2 Weight Update with Stability. As mentioned before, another feature of DEISI-GNN is to incorporate interest stability in weighting inter-session dependencies as Figure 3. We propose a scheme to measure the stability according to the interest bias of the interest units. Here, the i -th interest unit $U_{(s,i)}$ is defined to be a sub-sequence of session s as in Equation 7. Obviously, there are n interest units split from s , where the i -th interest unit contains

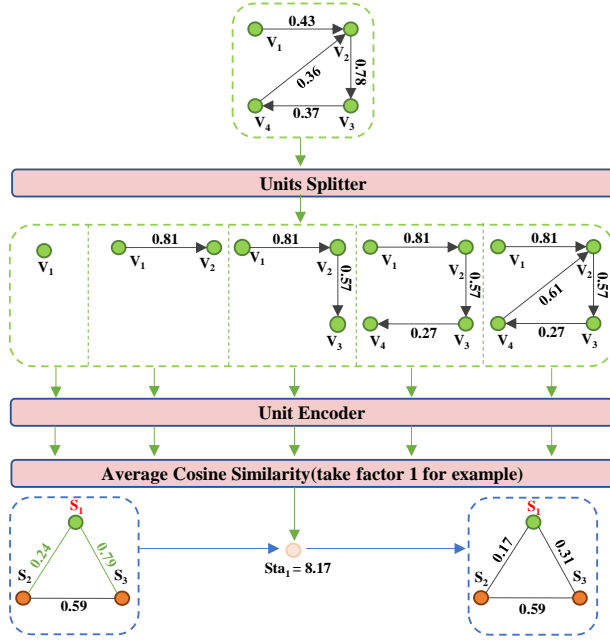


Figure 3: Details for weight update with Stability

the first i items in s , and the next interest unit has one more item $v_{(s,i+1)}$ than the previous interest unit.

$$U_{(s,i)} = \{v_{(s,1)}, \dots, v_{(s,i)}\} \quad (7)$$

To measure the stability, the factor-level embeddings of these interest units are required. Similarly, we calculate the factor-level embeddings using DRL based on the initial average-pooling embeddings. Let UnitEncoder be a function for this process.

$$\text{UnitEncoder}(U_{(s,i)}) = \{U_{(s,i)}^1, \dots, U_{(s,i)}^k\} \quad (8)$$

Then, the stability of session s on factor t can be measured with Equation 9, which accumulates the cosine similarities of the embeddings of all interest units as the divergence on factor t .

$$\frac{1}{Sta_s^t} = \sum_{i=1}^n \sum_{j \neq i}^n \frac{U_{(s,i)}^t \cdot U_{(s,j)}^t}{\|U_{(s,i)}^t\| \cdot \|U_{(s,j)}^t\|} \quad (9)$$

$$\left[\frac{1}{Sta_s^1}, \dots, \frac{1}{Sta_s^k} \right] = \text{SoftMax} \left(\left[\frac{1}{Sta_s^1}, \dots, \frac{1}{Sta_s^k} \right] \right) \quad (10)$$

The higher the Sta_s^t , the more stable the interest preference for factor t , and hence less attention should be paid on this factor.

With the introduction of Sta_s^t , the weight of $\mathcal{A}_S^{(g,t)}$ is updated as in Equation 11.

$$a_{ij}^{(g,t)} = \sqrt{\frac{a_{ij}^{(g,t)}}{Sta_s^t}} \quad (11)$$

where $a_{ij}^{(g,t)}$ denotes the any weight in the $\mathcal{A}_S^{(g,t)}$. Due to the difference in stability, each session has its own inter-session graph with the adjacency matrix $\mathcal{A}_S^{(g,t)}$.

4.2.3 *Convolution on factor-level inter-session graph.* Based on the established factor-level inter-session dependencies, graph propagation is employed to update the vertexes' embeddings for learning inter-session information. As shown in Equation 12,

$$\mathcal{F}_S^{(g,t)^{(l+1)}} = \text{Norm}(\sigma(\mathcal{F}_S^{(g,t)^{(l)}} \mathcal{A}_S^{(g,t)} + \mathcal{F}_S^{(g,t)^{(l)}})) \quad (12)$$

where $\{\mathcal{A}_S^{(g,1)}, \dots, \mathcal{A}_S^{(g,k)}\}$ are the adjacency matrices of factor-level inter-session graphs, and $\mathcal{F}_S^{(g,t)^{(l)}$ is embeddings after l propagations. In the end, the output is the concatenation of factor-level session embeddings $\mathcal{F}_*^g = [\mathcal{F}_*^{(g,1)}, \dots, \mathcal{F}_*^{(g,k)}]$.

4.3 Intra-session Module

This module is used to learn the current session's embeddings by aggregating the intra-session information of the items that has been interacted with. Intuitively, each interacted item has impacts on the session embedding in various factors. Hence we deploy k channels as in the inter-session module to process corresponding factor-level embeddings. The input here includes the set consisting of factor-level embeddings of all items in s , i.e., $\{\mathcal{F}_{(s,1)}, \dots, \mathcal{F}_{(s,M)}\}$, and the set of factor-level intra-session graphs $\{\mathcal{G}_s^{(l,1)}, \dots, \mathcal{G}_s^{(l,k)}\}$ derived from \mathcal{G}_s^l .

In each factor channel, we adopt the same processing method as SR-GNN for its excellent performance. Graph gated neural network (GGNN) is employed to update the embeddings at first, GGNN has a built-in gated mechanism similar to GRU, which can further screen information during the propagation process. For details of GGNN, please refer to [30]. The final layer's output of GGNNs are $\{f_{(s,1)}^t, \dots, f_{(s,n)}^t\}$. Then soft attention is adopted as the session encoder.

$$\alpha_i^t = \mathbf{q}^\top \sigma(f_{(s,i)}^t \top \mathbf{W}_t^{(1)} + f_{(s,n)}^t \top \mathbf{W}_t^{(2)}) \quad (13)$$

$$\mathcal{F}_{s_g}^{(v,t)} = \sum_{i=1}^n \alpha_i^t f_{(s,i)}^t \quad (14)$$

$$\mathcal{F}_*^s(v,t) = \mathbf{W}_t^{(3)} [\mathcal{F}_{s_l}^{(l,t)}, \mathcal{F}_{s_g}^{(l,t)}] \quad (15)$$

where $\mathbf{q} \in \mathbb{R}^d$, $\mathbf{W}_t^{(1)} \in \mathbb{R}^{d_f \times d_f}$, $\mathbf{W}_t^{(2)} \in \mathbb{R}^{d_f \times d_f}$ and $\mathbf{W}_t^{(3)} \in \mathbb{R}^{d_f \times 2d_f}$ are learnable parameters. $\mathcal{F}_{s_l}^{(l,t)}$ and $\mathcal{F}_{s_g}^{(l,t)}$ represent the session's local and global preferences for factor t respectively. And $\mathcal{F}_{s_l}^{(l,t)}$ is $f_{(s,n)}^t$, the last item's factor-level embedding, such setting can make the model pay more attention to the last clicked item, because usually the last item is more related to the item that the user finally needs.

In the end, the output here is $\mathcal{F}_*^l = [\mathcal{F}_*^{(l,1)}, \dots, \mathcal{F}_*^{(l,k)}]$.

4.4 Contrastive Learning

In order to get more accurate embeddings, we embedded a contrastive learning method. Contrastive Learning is a self-supervised learning method, which is used to learn the essential characteristics

of objects by letting the model learn which objects are similar or different. Then update the embeddings by comparing the information learned from two different views.

Here we deployed the CL strategy similar with [32]. By comparing the two embeddings of session s obtained from inter-session and intra-session modules to generate self-supervision signals, the model can acquire more information for better recommendations. A standard binary cross-entropy (BCE) loss function has been chosen as our learning objective to measure the difference between the two.

$$\mathcal{L}_c = -\log \sigma(H(\mathcal{F}_{*s}^g, F_{*s}^l)) - \log \sigma(H(\mathcal{F}_{*s}^l, \tilde{\mathcal{F}}_{*s}^l)) \quad (16)$$

Where $\tilde{\mathcal{F}}_{*s}^l$ is row-wise of column-wise shuffling type of \mathcal{F}_{*s}^l .

4.5 Information Combination

After learning information through two modules, we also need to aggregate these information. Inspired by [37], we use fusion gating mechanism to finish this purpose. In the end, we obtain the final session representation \mathcal{F}_{*s}^t :

$$\zeta = \sigma(W_{(a,t)}^{(1)} \mathcal{F}_{*s}^{(g,t)} + W_{(a,t)}^{(2)} \mathcal{F}_{*s}^{(l,t)}) \quad (17)$$

$$\mathcal{F}_{*s}^t = \zeta \cdot (\mathcal{F}_{*s}^{(g,t)}) + (1 - \zeta) \cdot \mathcal{F}_{*s}^{(l,t)} \quad (18)$$

Where $W_{(a,t)}^{(1)}$ and $W_{(a,t)}^{(2)}$ are the weight matrices in fusion gate, ζ is controlling the overall proportion of information from both parties. The final output here is the concatenation of the outputs of k channels $[\mathcal{F}_{*s}^1, \dots, \mathcal{F}_{*s}^k]$.

4.6 Prediction and Loss Function

After the information combination, we get the final embedding of the user's preference on different factors. Then calculate the recommendation scores by comparing the similarity between each candidate item and the user's preference. Similarly, we divide this module into k channels.

The final score of a item is the sum of the scores from k channels. The higher the score of a item, the higher the priority of the item in the recommendation. For the prediction loss, we use the cross-entropy as the loss function, which has been extensively used in the recommendation system:

$$\mathcal{L}_p = -\sum_{i=1}^N y_i \log(\hat{y}_i) + (1 - y_i) \log(1 - \hat{y}_i) \quad (19)$$

Where \hat{y}_i is the final prediction of our model and y_i is the one-hot vector corresponding to the real user's next interaction.

So, the loss of the whole model consists of three parts: DRL, CL, and the prediction. β_1 and β_2 are controlling their proportions.

$$\mathcal{L} = \mathcal{L}_p + \beta_1 \cdot \mathcal{L}_d + \beta_2 \cdot \mathcal{L}_c \quad (20)$$

Adam is adopted as the optimization algorithm to analyze the loss.

5 EXPERIMENTS

In this section, we conducts several experiments to evaluate the performance of our proposed model DEISI-GNN. Our experiments intend to answer the following research questions:

- **RQ1:** Does DEISI-GNN have any performance improvement compared with baselines? Is the improvement significant?

- **RQ2:** What is the impact of the main hyperparameters and the main components on performance.
- **RQ3:** How about the recommendation prediction accuracy of DEISI-GNN for sessions of different lengths.
- **RQ4:** Whether the newly proposed metric is universal and whether introducing it into other models can improve performance.

5.1 Experiments Settings

In this section, we introduce some details of our experiments settings.

5.1.1 Baselines. To demonstrate the comparative performance of DEISI-GNN, we choose several representative and/or state-of-the-art models. They can be categorized into three types: (1) **Non-GNN models:** FPMC, NARM, GRU4Rec, and STAMP; (2) **GNN models only considering intra-session information:** SR-GNN, Disen-GNN, and TAGNN; (3) **GNN models considering both inter- and intra-session information:** DHCN, I3GN, and COTREC.

We briefly introduce them as follows.

- **FPMC**[19] utilizes Markov chain to make recommendations. It only focuses on the sequential relationship between interacted items and doesn't construct the user's latent interest.
- **GRU4REC**[5] adapts GRU from NLP to SBR. As an RNN-based model, it only cares about sequential relationships between items.
- **NARM**[10] combined attention mechanism with Gated Recurrent Unit(GRU) to consider both global relationships and sequential relationships to make recommendations.
- **STAMP**[12] emphasizes the impact of the short time and it designed a special attention mechanism with MLP.
- **SR-GNN**[30] introduced GGNN to obtain item embeddings by information propagation and also employs a soft-attention mechanism to get the session embedding for making recommendations.
- **Disen-GNN**[9] deployed DRL into SBR to learn the latent factor-level embeddings. Then use the GGNN in each factor channel to learn factor-level session embeddings. Its model structure is very simple, but it has become a state-of-the-art model.
- **TAGNN**[35] is an improved variant of SR-GNN. It replaced the original session encoder of SR-GNN with a target-aware attentive network.
- **DHCN**[32] note that the traditional CL strategy has limited effect in SBR due to the extreme data sparsity. Therefore, it proposed a new type of CL network, which realizes data augmentation by learning inter-session information.
- **I3GN**[37] simultaneously learn inter-session and intra-session information. Synthesize the information learned from them through an attention layer.
- **COTREC**[31] is an improved variant of DHCN, it integrated the idea of co-training into CL by adding divergence constraints to DHCN's CL module to comprehensively learn inter and intra-session information.

Statistics	Nowplaying	Yoochoose1/64	Diginetica
#interactions	1,367,963	557,248	982,961
#training sess	825,304	369,859	719,470
#test sess	89,824	55,898	60,858
#items	60,417	16,766	43,097
avg. length	7.42	6.16	5.12

Table 1: Statistical results of datasets

5.1.2 *Datasets.* To verify the effectiveness of DEISI-GNN, we conducted experiments on three commonly used datasets in a session-based recommendation system, *Nowplaying*¹, *Yoochoose 1/64*², and *Diginetica*³. *Nowplaying* is a music datasets including users' listening behaviors. *Yoochoose* is released by the Recsys Challenge containing users' clicking behaviors on the e-commerce website *Yoochoose*. *Diginetica* contains users' transaction data and is released by CIKM Cup 2016. 2.

We follow the commonly adopted procedures as our baselines[27, 30] to preprocess the datasets. Specifically, we removed the sessions with only one item and infrequent items that appear less than 5 times in each dataset. Similar to previous work, we divided training data and test data by time. The sessions of the last week are used as the test data for *Diginetica* and *Nowplaying* datasets. And the sessions of the last day are used as the test data for the *Yoochoose* dataset. Notice that, only the most recent 1/64 data of *Yoochoose* is used because of its large size. So the remaining data of them is used as the training data. The statistics of the three datasets are exhibited in Table 1.

5.1.3 *Evaluation Metrics.* Following our baselines, we chose widely used ranking metrics $P@K$ (Precise) and $M@K$ (Mean Reciprocal Rank) to evaluate the recommendation results where K is 10 or 20.

5.1.4 *Hyperparameters.* According to the dimension and batch settings of the baselines, the embedding dimension and the batchsize are both set to 100. The learning rate is set to 0.001 which is the same as *Disen-GNN*. The number of factors k is set to 5 for *Diginetica* dataset and *Yoochoose1/64* dataset, and to 10 for *Nowplaying* dataset.

5.2 Overall Performance(RQ1)

Table 2 shows the overall performance of DEISI-GNN compared to the baseline models. We take the average of 10 runs as the result.

By comparing the experimental results, we can make the following four observations:

(1) Compared with RNN-based and Attention-based models, GNN-based models obviously perform better. It exhibits the great capability of GNN in learning more accurate embeddings and modeling session data.

(2) Models that additionally consider inter-session information should have had a distinct advantage over those that only consider intra-session information because of more available information. However, this is not the case from the experimental results. On *Nowplaying*, *DHCN* and *COTREC* both perform badly compared with

SR-GNN, *Disen-GNN* and *TAGNN*. On *Yoochoose1/64*, *Disen-GNN* performs better than *DHCN*. On *Diginetica*, *Disen-GNN* performs better than *DHCN* and *I3GN*. This indicates that if not discreetly exploiting the inter-session information, it may even turn out to be interference information.

(3) *Disen-GNN* performs best in models that only consider the intra-session information, and even better than some models that consider both inter-session and intra-session information. The reason is that the introduction of the DRL technique helps it dive deep to explore limited intra-session dependency semantics.

(4) DEISI-GNN outperforms all the baseline models in all datasets. Compared with the previous models with best performance, DEISI-GNN achieved about 10% improvement in recommendation accuracy on the *Nowplaying*, about 8% on the *Yoochoose 1/64* and about 3% on the *Diginetica*. Especially in *Nowplaying*, there is obvious performance improvement. We speculate that there are three reasons for our model's improvement. First, DEISI-GNN adopts GNN to build the relationship of items and of sessions for better learning embeddings. Second, DEISI-GNN and *Disen-GNN* both construct dependency at the factor-level, and DEISI-GNN perform better because it uses extra inter-session information. Finally, DEISI-GNN takes a discreet strategy to effectively learn inter-session information while avoiding being interfered with noise and redundancy included in them. So it can perform best compared with those baselines.

5.3 Impact of Hyperparameters(RQ2)

In the settings of experiments, the most influential hyperparameters of the model are the number of factors k , which is used to adjust the degree of refinement of the inter-session dependency. A smaller k may prevent the complete separation of the inter-session dependency types. On the other hand, a larger k may cause an excessive refinement of the dependency types. As mentioned that, a larger k brings a small factor-level embedding dimension, which may not fully represent the semantics of the factor-level. To examine the impacts of different k values on the performance of DEISI-GNN, we set k to be 2, 5, 8, and 10 respectively. Figure 4a-4c shows the corresponding model performance in the three datasets. In the end, we chose to set k to 5 on the *Diginetica* dataset and *Yoochoose1/64* dataset, and 10 on the *Nowplaying* dataset.

5.4 Ablation Experiments(RQ2)

The factor-level inter-session dependency learning and the stability metric are the two key improvements of the DEISI-GNN model. In order to verify the effectiveness of them, we have designed two variants of DEISI-GNN. The first one is DEISI-GNN -factor, in which we remove the factor-level inter-session dependency learning from DEISI-GNN, but maintain the inter-session dependency from a holistic perspective. The second one is DEISI-GNN -stability, where we set the weights between sessions solely based on their similarity. The rest parts of the variants keep consistent with the original DEISI-GNN to ensure the fairness of the ablation experiments.

Table 3 shows the results. Obviously, the two variants both have worse performance than DEISI-GNN. In other words, the proposed two key improvements are effective. And the factor-level inter-session dependency learning has more effect on performance than

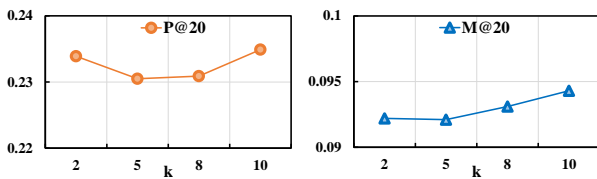
¹<http://dbis-nowplaying.uibk.ac.at/#nowplaying>

²<http://2015.recsyschallenge.com/challenge.html>

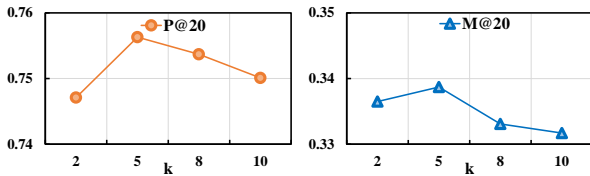
³<http://cikm2016.cs.iupui.edu/cikm-cup>

Method	Nowplaying				Yoochoose1/64				Diginetica			
	P@10	M@10	P@20	M@20	P@10	M@10	P@20	M@20	P@10	M@10	P@20	M@20
FPMC	0.0601	0.0259	0.0736	0.0282	0.3015	0.0972	0.4562	0.1501	0.1539	0.0619	0.2639	0.0689
NARM	0.1725	0.0601	0.1854	0.0693	0.5920	0.2495	0.6811	0.2855	0.3544	0.1513	0.4970	0.1618
GRU4Rec	0.0632	0.0415	0.0792	0.0449	0.5011	0.1789	0.6063	0.2288	0.1789	0.0730	0.2939	0.0829
STAMP	0.1590	0.0531	0.1766	0.0688	0.6190	0.2583	0.6874	0.2967	0.3291	0.1378	0.4539	0.1429
SR-GNN	0.1533	0.0607	0.1776	0.0749	0.6197	0.2651	0.7055	0.3094	0.3669	0.1538	0.5059	0.1750
Disen-GNN	<u>0.1821</u>	0.0759	<u>0.2212</u>	0.0819	0.6236	0.2701	<u>0.7141</u>	0.3120	0.3981	0.1769	0.5341	0.1879
TAGNN	0.1731	0.0699	0.1902	0.0782	0.6231	0.2698	0.7110	0.3101	0.3803	0.1611	0.5153	0.1790
DHCN	0.1499	0.0563	0.1622	0.0590	0.6354	0.2635	0.7078	0.3029	0.3987	0.1753	0.5318	0.1844
I3GN	0.1810	<u>0.0761</u>	0.2111	<u>0.0833</u>	0.6131	0.2701	0.7137	<u>0.3129</u>	0.3895	0.1721	0.5225	0.1829
COTREC	0.1571	0.0581	0.1703	0.0635	<u>0.6242</u>	<u>0.2711</u>	0.7113	0.3111	<u>0.4179</u>	<u>0.1812</u>	<u>0.5411</u>	<u>0.1902</u>
DEISI-GNN	0.1932	0.0892	0.2349	0.0943	0.6732	0.2987	0.7563	0.3387	0.4392	0.1849	0.5573	0.1946
<i>Improv</i>	6.1%	17.2%	6.2%	13.2%	7.9%	10.2%	6.3%	8.2%	5.1%	2.0%	3.0%	2.3%

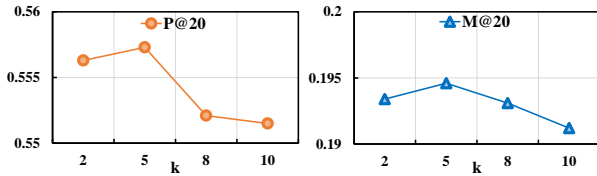
Table 2: Comparing the prediction performance of DEISI-GNN with the baselines. The best results in them are highlighted in bold, and the second-best results are underlined. We add the row *Improv* to show the percentage performance improvement of our model compared to the best baseline.



(a) P@20 and M@20 on Nowplaying



(b) P@20 and M@20 on Yoochoose1/64



(c) P@20 and M@20 on Diginetica

Figure 4: Impact of the number of factors (k)

the stability metric. The former has almost twice the impact of the latter.

5.5 In-depth Analysis(RQ3 and RQ4)

5.5.1 Performance for Different Session Lengths(RQ3). We studied the relation between the performance and session lengths and

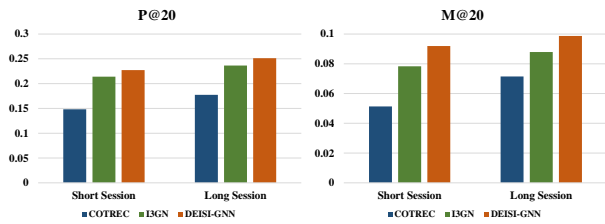
Method	Nowplaying		Yoochoose1/64		Diginetica	
	P@20	M@20	P@20	M@20	P@20	M@20
DEISI	0.2349	0.0943	0.7563	0.3387	0.5573	0.1946
DEISI-f	0.2238 (-4.7%)	0.0885 (-6.2%)	0.7265 (-3.9%)	0.3157 (-6.8%)	0.5371 (-3.6%)	0.1883 (-3.2%)
DEISI-s	0.2296 (-2.3%)	0.0912 (-3.3%)	0.7410 (-2.0%)	0.3277 (-3.2%)	0.5498 (-1.3%)	0.1923 (-1.2%)

Table 3: Comparing the prediction performance of DEISI-GNN with its two variants. The percentage of the performance degradation is put in parentheses. DEISI stands for DEISI-GNN. DEISI-f stands for DEISI-GNN-factor. DEISI-s stands for DEISI-GNN-stability.

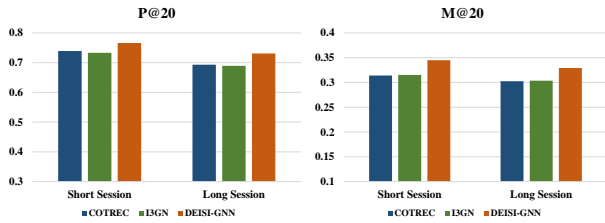
tried to explore whether DEISI-GNN’s factor-level inter-session dependency learning can somewhat solve the problems. Here, we performed experiments on Yoochoose1/64 dataset and Nowplaying dataset. We first split the test sets into *long* sessions and *short* sessions. Similar to [15, 30], sessions with a length ≥ 5 are defined to be *long* sessions while the others are *short* ones. After that, we get two sets of long and short sessions and test the performance of DEISI-GNN and two state-of-the-art baselines, *I3GN* and *COTREC*. After that, we compare the performance of them. The experimental results show that DEISI-GNN is superior to the other two models in both long and short sessions. This shows that our model comprehensively improves the accuracy of recommendation.

5.5.2 Performance of Other Models with Stability(RQ4). To verify the effectiveness of the proposed new metric, stability, we adapted it to two other models, i.e., *I3GN* and *COTREC*, which also utilize additional inter-session information.

In *I3GN*, the strategy of using inter-session information is to create new edges between items in the current session and items in the other sessions, that is, to extract inter-session information at the item level. Therefore, we derive the *I3GN-s* model by replacing the original *I3GN* weights of those newly created edges with our



(a) P@20 and M@20 on Nowplaying of long and short sessions



(b) P@20 and M@20 on Yoochoose1/64 of long and short sessions

Figure 5: Comparison on different lengths of sessions

stability enhanced weights. And we conducted the experiment on Nowplaying dataset, in which the original I3GN model worked best.

For COTREC, like DEISI-GNN, inter-session information is extracted at the session level. Therefore, we directly transplant our weight calculation method to COTREC to get the *COTREC-s* model. And for the similar reason, we conducted the experiment on Diginetica dataset.

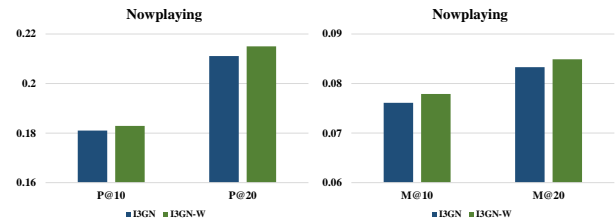
As we can see from Figure 6, there is a slight improvement in performance when stability is taken into account in calculating the inter-session dependency weight, which illustrates the broad applicability of the new metric. However, the improvement is not obvious. The reason is that there is no factor-level inter-session dependency established for effectively discriminating between factors of different stability.

6 CONCLUSION

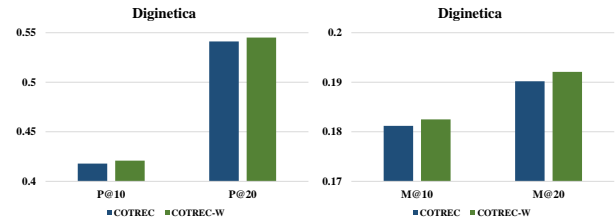
Nowadays, many SBR models try to use rich inter-session information to assist the recommendation. However, inter-session information contains both effective information and interference information. And these models fail to filter out these interference information to effectively help recommendations.

Our model DEISI-GNN is proposed to solve these problems. DEISI-GNN adopts a discreet strategy to take advantage of the inter-session information and eliminate distractions while learning as much as possible. Specifically, DEISI-GNN proposes to refine the inter-session dependencies to factor-level and to consider the interest stability to adjust the weights of dependencies.

Extensive experiments were designed to prove the effectiveness of DEISI-GNN. And the experimental results show that DEISI-GNN



(a) Performance of I3GN and I3GN-s on Nowplaying



(b) Performance of COTREC and COTREC-s on Diginetica

Figure 6: Comparison of I3GN, COTREC and their variants

performs better than the state-of-the-art models and the improvements made by DEISI-GNN all contribute to the rise of recommendation performance.

REFERENCES

- [1] Minjin Choi, Jinhong Kim, Joonseok Lee, Hyunjung Shim, and Jongwuk Lee. 2022. S-Walk: accurate and scalable session-based recommendation with random walks. In *Proceedings of the Fifteenth ACM International Conference on Web Search and Data Mining*. 150–160.
- [2] Gabriel de Souza Pereira Moreira, Sara Rabhi, Jeong Min Lee, Ronay Ak, and Even Oldridge. 2021. Transformers4rec: Bridging the gap between nlp and sequential/session-based recommendation. In *Proceedings of the 15th ACM Conference on Recommender Systems*. 143–153.
- [3] Robin Devooght and Hugues Bersini. 2017. Long and short-term recommendations with recurrent neural networks. In *Proceedings of the 25th conference on user modeling, adaptation and personalization*. 13–21.
- [4] Andrea Galassi, Marco Lippi, and Paolo Torroni. 2020. Attention in natural language processing. *IEEE transactions on neural networks and learning systems* 32, 10 (2020), 4291–4308.
- [5] Balázs Hidasi, Alexandros Karatzoglou, Linas Baltrunas, and Domonkos Tikk. 2015. Session-based recommendations with recurrent neural networks. *arXiv preprint arXiv:1511.06939* (2015).
- [6] Sarthak Jain and Byron C Wallace. 2019. Attention is not explanation. *arXiv preprint arXiv:1902.10186* (2019).
- [7] Dietmar Jannach, Lukas Lerche, and Michael Jugovac. 2015. Adaptation and evaluation of recommendations for short-term shopping goals. In *Proceedings of the 9th ACM Conference on Recommender Systems*. 211–218.
- [8] Siqi Lai, Erli Meng, Fan Zhang, Chenliang Li, Bin Wang, and Aixin Sun. 2022. An Attribute-Driven Mirror Graph Network for Session-based Recommendation. In *Proceedings of the 45th International ACM SIGIR Conference on Research and Development in Information Retrieval*. 1674–1683.
- [9] Ansong Li, Zhiyong Cheng, Fan Liu, Zan Gao, Weili Guan, and Yuxin Peng. 2022. Disentangled graph neural networks for session-based recommendation. *IEEE Transactions on Knowledge and Data Engineering* (2022).
- [10] Jing Li, Pengjie Ren, Zhumin Chen, Zhaochun Ren, Tao Lian, and Jun Ma. 2017. Neural attentive session-based recommendation. In *Proceedings of the 2017 ACM on Conference on Information and Knowledge Management*. 1419–1428.
- [11] Pengfei Liu, Xipeng Qiu, and Xuanjing Huang. 2016. Recurrent neural network for text classification with multi-task learning. *arXiv preprint arXiv:1605.05101* (2016).
- [12] Qiao Liu, Yifu Zeng, Refuoe Mokhosi, and Haibin Zhang. 2018. STAMP: short-term attention/memory priority model for session-based recommendation. In

- Proceedings of the 24th ACM SIGKDD international conference on knowledge discovery & data mining*, 1831–1839.
- [13] Jianxin Ma, Chang Zhou, Peng Cui, Hongxia Yang, and Wenwu Zhu. 2019. Learning disentangled representations for recommendation. *Advances in neural information processing systems* 32 (2019).
- [14] Jianxin Ma, Chang Zhou, Hongxia Yang, Peng Cui, Xin Wang, and Wenwu Zhu. 2020. Disentangled self-supervision in sequential recommenders. In *Proceedings of the 26th ACM SIGKDD International Conference on Knowledge Discovery & Data Mining*, 483–491.
- [15] Z. Pan, F. Cai, W. Chen, H. Chen, and MD Rijke. 2020. Star Graph Neural Networks for Session-based Recommendation. In *CIKM '20: The 29th ACM International Conference on Information and Knowledge Management*.
- [16] Yuqi Qin, Pengfei Wang, and Chenliang Li. 2021. The world is binary: Contrastive learning for denoising next basket recommendation. In *Proceedings of the 44th international ACM SIGIR conference on research and development in information retrieval*, 859–868.
- [17] Ruihong Qiu, Zi Huang, Jingjing Li, and Hongzhi Yin. 2020. Exploiting cross-session information for session-based recommendation with graph neural networks. *ACM Transactions on Information Systems (TOIS)* 38, 3 (2020), 1–23.
- [18] Ruihong Qiu, Jingjing Li, Zi Huang, and Hongzhi Yin. 2019. Rethinking the item order in session-based recommendation with graph neural networks. In *Proceedings of the 28th ACM international conference on information and knowledge management*, 579–588.
- [19] Steffen Rendle, Christoph Freudenthaler, and Lars Schmidt-Thieme. 2010. Factorizing personalized markov chains for next-basket recommendation. In *Proceedings of the 19th international conference on World wide web*, 811–820.
- [20] Michael Sejr Schlichtkrull, Nicola De Cao, and Ivan Titov. 2020. Interpreting graph neural networks for nlp with differentiable edge masking. *arXiv preprint arXiv:2010.00577* (2020).
- [21] Fei Sun, Jun Liu, Jian Wu, Changhua Pei, Xiao Lin, Wenwu Ou, and Peng Jiang. 2019. BERT4Rec: Sequential recommendation with bidirectional encoder representations from transformer. In *Proceedings of the 28th ACM international conference on information and knowledge management*, 1441–1450.
- [22] GJ Székely, M. L. Rizzo, and N. K. Bakirov. 2007. Measuring and testing dependence by correlation of distances. In *Acm Symposium on Virtual Reality Software & Technology*.
- [23] Yong Kiam Tan, Xinxing Xu, and Yong Liu. 2016. Improved recurrent neural networks for session-based recommendations. In *Proceedings of the 1st workshop on deep learning for recommender systems*, 17–22.
- [24] Meirui Wang, Pengjie Ren, Lei Mei, Zhumin Chen, Jun Ma, and Maarten De Rijke. 2019. A collaborative session-based recommendation approach with parallel memory modules. In *Proceedings of the 42nd international ACM SIGIR conference on research and development in information retrieval*, 345–354.
- [25] Nan Wang, Shoujin Wang, Yan Wang, Quan Z. Sheng, and Mehmet A. Orgun. 2022. Exploiting intra- and inter-session dependencies for session-based recommendations. *World Wide Web* 25, 1 (2022), 425–443.
- [26] Xiang Wang, Hongye Jin, An Zhang, Xiangnan He, Tong Xu, and Tat-Seng Chua. 2020. Disentangled graph collaborative filtering. In *Proceedings of the 43rd international ACM SIGIR conference on research and development in information retrieval*, 1001–1010.
- [27] Ziyang Wang, Wei Wei, Gao Cong, Xiao-Li Li, Xian-Ling Mao, and Minghui Qiu. 2020. Global context enhanced graph neural networks for session-based recommendation. In *Proceedings of the 43rd international ACM SIGIR conference on research and development in information retrieval*, 169–178.
- [28] Yinwei Wei, Xiang Wang, Qi Li, Liqiang Nie, Yan Li, Xuanping Li, and Tat-Seng Chua. 2021. Contrastive learning for cold-start recommendation. In *Proceedings of the 29th ACM International Conference on Multimedia*, 5382–5390.
- [29] Lingfei Wu, Yu Chen, Kai Shen, Xiaojie Guo, Hanning Gao, Shucheng Li, Jian Pei, Bo Long, et al. 2023. Graph neural networks for natural language processing: A survey. *Foundations and Trends® in Machine Learning* 16, 2 (2023), 119–328.
- [30] Shu Wu, Yuyuan Tang, Yanqiao Zhu, Liang Wang, Xing Xie, and Tieniu Tan. 2019. Session-based recommendation with graph neural networks. In *Proceedings of the AAAI conference on artificial intelligence*, Vol. 33, 346–353.
- [31] Xin Xia, Hongzhi Yin, Junliang Yu, Yingxia Shao, and Lizhen Cui. 2021. Self-supervised graph co-training for session-based recommendation. In *Proceedings of the 30th ACM International conference on information & knowledge management*, 2180–2190.
- [32] Xin Xia, Hongzhi Yin, Junliang Yu, Qinyong Wang, Lizhen Cui, and Xiangliang Zhang. 2021. Self-supervised hypergraph convolutional networks for session-based recommendation. In *Proceedings of the AAAI conference on artificial intelligence*, Vol. 35, 4503–4511.
- [33] Xu Xie, Fei Sun, Zhaoyang Liu, Shiwen Wu, Jinyang Gao, Jiandong Zhang, Bolin Ding, and Bin Cui. 2022. Contrastive learning for sequential recommendation. In *2022 IEEE 38th international conference on data engineering (ICDE)*. IEEE, 1259–1273.
- [34] Rui Ye, Qing Zhang, and Hengliang Luo. 2020. Cross-session aware temporal convolutional network for session-based recommendation. In *2020 International Conference on Data Mining Workshops (ICDMW)*. IEEE, 220–226.
- [35] Feng Yu, Yanqiao Zhu, Qiang Liu, Shu Wu, Liang Wang, and Tieniu Tan. 2020. TAGNN: Target attentive graph neural networks for session-based recommendation. In *Proceedings of the 43rd international ACM SIGIR conference on research and development in information retrieval*, 1921–1924.
- [36] Wojciech Zaremba, Ilya Sutskever, and Oriol Vinyals. 2014. Recurrent neural network regularization. *arXiv preprint arXiv:1409.2329* (2014).
- [37] Yujia Zheng, Siyi Liu, and Zailai Zhou. 2019. Balancing multi-level interactions for session-based recommendation. *arXiv preprint arXiv:1910.13527* (2019).