

Speaker Profiling in Multiparty Conversations

Shivani Kumar, Rishabh Gupta, Md Shad Akhtar, Tanmoy Chakraborty

Abstract—In conversational settings, individuals exhibit unique behaviors, rendering a one-size-fits-all approach insufficient for generating responses by dialogue agents. Although past studies have aimed to create personalized dialogue agents using speaker persona information, they have relied on the assumption that the speaker’s persona is already provided. However, this assumption is not always valid, especially when it comes to chatbots utilized in industries like banking, hotel reservations, and airline bookings. This research paper aims to fill this gap by exploring the task of Speaker Profiling in Conversations (SPC). The primary objective of SPC is to produce a summary of persona characteristics for each individual speaker present in a dialogue. To accomplish this, we have divided the task into three subtasks: persona discovery, persona-type identification, and persona-value extraction. Given a dialogue, the first subtask aims to identify all utterances that contain persona information. Subsequently, the second task evaluates these utterances to identify the type of persona information they contain, while the third subtask identifies the specific persona values for each identified type. To address the task of SPC, we have curated a new dataset named SPICE, which comes with specific labels. We have evaluated various baselines on this dataset and benchmarked it with a new neural model, SPOT, which we introduce in this paper. Furthermore, we present a comprehensive analysis of SPOT, examining the limitations of individual modules both quantitatively and qualitatively.

Impact Statement—Incorporating individual variability in response generation is crucial as people react differently to comments. Therefore, identifying a person’s personality characteristics, including their preferences and aversions, is necessary to determine their potential response to a specific remark. This paper focuses on extracting such profiles for individuals participating in a conversation, which can then be utilized by response selection methods to generate more effective replies.

Index Terms—Speaker profiling, personalisation, dialogue systems, dialogue understanding, natural language processing.

I. INTRODUCTION

Understanding natural language inputs is essential to process them effectively [1], [2]. While a considerable amount of work has been done on standalone texts such as tweets [3], [4], recent efforts have focused on contextual conversation data. In conversations, speakers need to understand each other to communicate effectively, and much research has been conducted in fields such as emotion analysis [5], [6], [7], intent identification [8], [9], and dialogue act detection [10], [11], among others. However, with the proliferation of

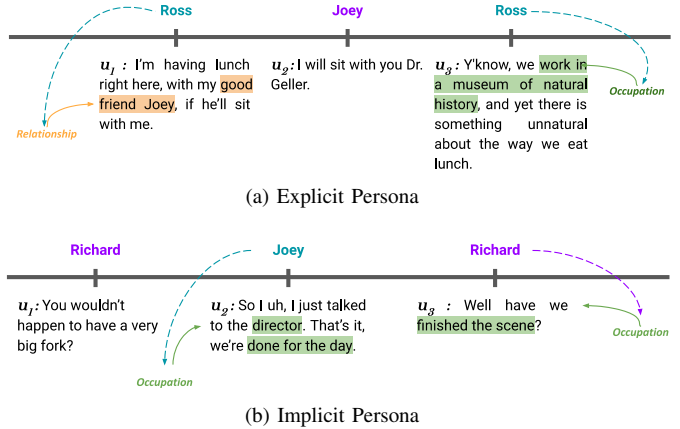


Fig. 1: Persona information in dialogues.

dialogue agents in various fields, it is no longer sufficient to merely understand the conversation; generating valid responses has become a necessity. As a result, numerous studies have explored the field of dialogue generation [12], [13], with the ability to engage participants being one of the most important measures of success [12], [13]. To this end, researchers have investigated empathetic [14], [15], [16] and stylistic dialogue generation [17], [18], [19]. While an empathetic and eloquent agent can make a dialogue system more interesting, it still lacks the capability to personalize responses. To this end, various studies have been conducted to develop a personalised dialogue generation system which is provided with the users’ persona as input [20], [21], [22], [23], [24]. A persona is a collection of statements describing different aspects of an individual, such as “Jack likes to play cricket” [20]. By providing persona information as input to dialogue agents, the generated responses become more intuitive and engaging for the user [20], [21], [22], [23]. However, the existing studies in this domain assume that the speaker’s persona is already provided to the model in advance, which is often not the case. For instance, a hotel reservation chatbot cannot be supplied with the persona information of the customer beforehand.

To tackle the issue of persona information unavailability in chatbots, we delve into the task of **Speaker Profiling in Conversations (SPC)**. SPC aims to generate comprehensive profiles of all speakers involved in a conversation by identifying various speaker-centric attributes such as traits, likes, and relationships. To illustrate SPC, we present two dialogues in Figure 1. In the first dialogue (Figure 1a), Ross characterizes Joey as his “good friend,” indicating a friendly relationship between them. Ross also confirms his occupation as working in a natural history museum in his third utterance (u_3). While identifying explicit relationship and occupation information is easy in curated dialogues, natural conversations often have implicit information that is challenging to identify. The

Submitted for review on 10th April 2023. This work was supported by ihub-Anubhuti-iiitd Foundation, set up under the NM-ICPS scheme of the DST.

Shivani Kumar is with Indraprastha Institute of Information Technology Delhi, India. (e-mail: shivaniku@iiitd.ac.in).

Rishabh Gupta was with Indraprastha Institute of Information Technology Delhi, India. (e-mail: rishabh19089@iiitd.ac.in).

Md Shad Akhtar is with Indraprastha Institute of Information Technology Delhi, India. (e-mail: shad.akhtar@iiitd.ac.in)

Tanmoy Chakraborty is with Indian Institute of Technology Delhi, India. (e-mail: tanchak@iiitd.ac.in)

This paragraph will include the Associate Editor who handled your paper.

second dialogue in Figure 1b demonstrates how extracting persona information about the field of occupation can be non-trivial, requiring specialized knowledge to link phrases such as "director" and "scene" to a profession in the movie industry. In this paper, we address both explicit and implicit forms of persona identification.

The task of speaker profiling can be broken down into three subtasks: *persona discovery*, *persona-type identification*, and *persona-value extraction*. The first subtask involves identifying which utterances in the conversation contain persona information. The second subtask involves determining the type of persona information that each identified utterance contains. Finally, the last subtask involves extracting the exact value for each identified persona type. In order to facilitate research in this area, we introduce SPICE¹, a new dataset containing multi-party conversations along with annotated labels for all three subtasks. Additionally, we propose SPOT², a neural method based on GRU and Transformers, which is able to capture both word-level and dialogue-level context for persona discovery, and also incorporates speaker-level semantics and boundary loss [25] for persona-type identification. We evaluate SPOT and four baseline methods in both standalone and pipeline settings and find that SPOT outperforms the baselines for both subtasks. We also conduct an analysis of the individual components of SPOT to better understand its strengths and limitations.

In a nutshell, our contributions are four-fold:

- 1) We explore the problem of **Speaker Profiling in Conversations** from a new angle, where given a dialogue as input, the task is to extract the speaker-centric personality information of all speakers present in the dialogue.
- 2) We curate SPICE, a **multi-party conversation dataset** with human annotated SPC labels.
- 3) We benchmark it with a Transformers and GRU based **novel model**, SPOT that we develop for this task.
- 4) We perform a **comparative analysis** of our model with several baselines and establish the superiority of SPOT.

Reproducibility: The source code for SPOT and the SPICE dataset (partial) along with the execution instructions can be found here: bit.ly/3o4sWIU.

II. RELATED WORK

Various studies have focused on natural language understanding in conversations, including intent classification [8], [9], dialogue act recognition [10], [11], and emotion analysis [5], [6], [7]. The primary aim of comprehending conversations is to develop more engaging dialogues. One way to achieve this is by catering to the interests of the users. This can be illustrated by the following example: Suppose Andrew wants to go on a date with Lisa, and he already knows her likes and dislikes. With this knowledge, Andrew can not only arrange an outstanding date but also engage in captivating conversations with Lisa. Similarly, for online dialogue agents, such additional information can enhance dialogue generation.

Personalised dialogue systems. It has been widely recognized that personalization improves the performance of

dialogue systems [21], [22], [23], [24], [26], [27]. While some studies have focused on using user profiles to tailor goal-oriented dialogue systems [26], [27], recent research has shifted towards chit-chat settings. In the past, personalization in vector form has been employed, such as in [28], where distributed embeddings were learned for each Twitter user to capture individual characteristics like writing style and past experience. The authors demonstrated that incorporating these vectors improved the performance of a sequence-to-sequence model. Later, [20] introduced the Persona-chat dataset, which consists of 10,907 dyadic dialogues where speakers were assigned fictitious personas and had to converse according to them. The dataset included persona information of the speakers and baselines for the next utterance generation were provided. The authors showed that including persona information in the generation process is necessary for better results. Following this, a few studies showed the benefit of the Persona-chat dataset for personalization while generating replies to the user [21], [22], [23]. Although leveraging persona information for dialogue generation results in better responses, it is vital not to presume that this information is freely available.

Persona identification in dialogues. In their study, [29] tackled the challenge of character archetype assignment in discourse by utilizing the CMU Movie Summary dataset [30]. They developed a dialogue dataset by using IMDB dialogue snippets to conduct conversational dialogues with characters from the CMU dataset. To classify characters into tropes, the authors employed a multi-level attention mechanism to capture the dialogue essence. Meanwhile, [31] explored the extraction of speaker qualities from conversations using the MovieChAtt dataset, as well as additional datasets such as Persona-chat and Reddit. However, they only considered a limited set of speaker attributes, including profession, gender, and family status, which cannot entirely represent a speaker's persona. In contrast, [32] proposed a two-stage attribute extractor to obtain user attributes as triplets of (subject, predicate, object). Nevertheless, their dataset and model were only applicable to dyadic interactions and could not be extended to multi-party scenarios. Recently, [33] utilized the Persona-chat dataset and introduced the task of speaker persona detection, which categorizes each speaker into one of the predefined personas. In the audio domain as well, persona identification is relatively well explored [34], [35]. [36] attempted to estimate different physical parameters of the speaker, such as age, height, weight, and shoulder size, based on a brief duration of the speech. [37] dived into the world of forensic speaker profiling and highlighted various characteristics uncovered by audio transcript speaker profiling. However, such characteristics are often physical, associated with the human physique.

Our study differs from others as our aim is to create a natural language summary of the personas of all speakers involved in a conversation, solely based on the input dialogue. To achieve this, we focus on five persona types that encompass all the crucial characteristics of a human persona. Additionally, our method is indifferent to the number of speakers present in the conversation. These distinctions will be elaborated on in the following sections.

¹SPICE: Speaker Profiling In ConvErsation

²SPOT: Speaker PrOfiling using Transformers

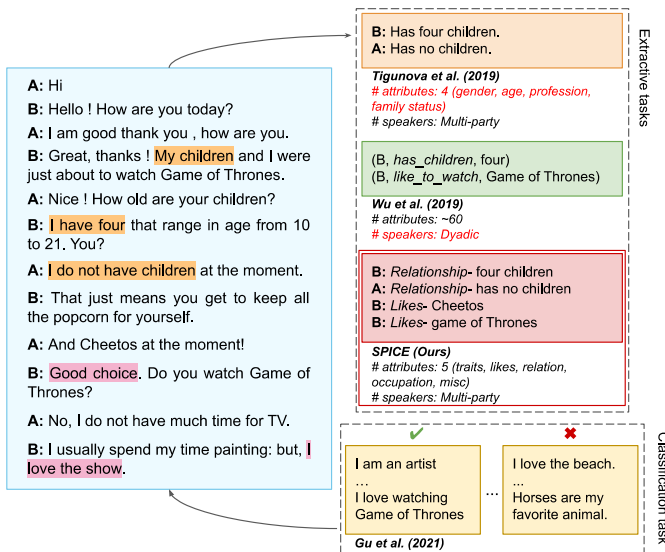


Fig. 2: Difference between speaker profiling in conversation (proposed) and related works.

How is Our Task Different? Several studies have attempted to extract speaker characteristics from dialogues, as previously noted. To illustrate the differences between these studies, Figure 2 presents a sample dialogue. [31] extracted four types of persona information, including profession, gender, age, and family status, while [32] extracted information in the form of triplets, both of which used heuristics to collect ground-truth labels without the use of human-level gold labels. In contrast, our solution is based on human-annotated ground-truth labelling, which ensures cleaner and less noisy data. It is important to note that while [32] is only able to handle dyadic conversations, our task can also handle multi-party scenarios. [33] projected the task of speaker profiling as a classification task, determining the ranking among the available personalities and assigning the most appropriate identity to the dialogue. However, in this case, a speaker can only be assigned a pre-existing persona. Our proposed work, on the other hand, extracts persona on the fly.

Many datasets have been created for speaker personality-related tasks over time, starting with Persona-chat [20]. This dataset contains a manually assigned persona for each speaker in a conversation, but there is no mapping between the persona and the utterances in the discussion. To address this, the Dialogue-NLI dataset was introduced by [38], which expanded Persona-chat to associate a triplet-based persona knowledge at the utterance-level in a conversation. However, this mapping was not based on human-level annotations. Our proposed research overcomes these issues by verifying human-annotated ground-truth labels for precisely defined persona-types in multi-party discussions.

III. PROBLEM STATEMENT

The task of SPC can be conceptualized as a synthesis of three subtasks. Formally, we define the subtasks below:

- **Persona discovery:** Given a sequence of n utterances as a dialogue, $D = \{u_1, u_2, \dots, u_n\}$, in a multiparty conversation where u_i represents the i^{th} utterance of the dialogue, we

associate a binary label with u_i , $i \in [1, n]$, signifying whether u_i contains a persona information of the speaker articulating that utterance.

- **Persona-type identification:** Given an instance, $I_p = \{u_1, u_2, \dots, u_m\}$, where u_m is identified as an utterance containing persona information, we associate a label p , which represents what type of persona is present in the concerned utterance. Here, p belongs to a set of carefully curated possible persona types P . Section IV elaborates on the types of persona we consider.
- **Persona-value extraction:** Given an instance, $I_v = \{u_1, u_2, \dots, u_m\}$, where u_m contains information about the persona type p , the task is to extract the exact persona value v associated with p from I_v .

IV. DATASET

We present a new dataset, called SPICE, for speaker profiling in multi-party conversations. We extract conversations from the MELD dataset [39] and then annotate each utterance for our task. Following MELD’s original train-dev-test split, we carry out three subtasks for annotation.

- **Persona discovery:** We identify the presence of persona information in each utterance of the given dialogue by marking it as “yes” in the *persona discovery* subtask.
- **Persona-type identification:** We associate a type of persona to each utterance marked as “yes” in the previous phase, in the *persona-type identification* subtask. After carefully analyzing each conversation in the dataset, we define five persona types - *trait*, *likes*, *relation*, *occupation*, and *misc* - to capture different personality characteristics of the speakers.
- **Persona-value extraction:** In the *persona-value extraction* subtask, we extract persona values from the given instance for each identified persona type. These values may include a span from the input (e.g., for *occupation*), another speaker present in the conversation (e.g., for *relationship*), or something inferred from the context (e.g., for *trait*).

We employed three annotators³ to annotate SPICE. The first two annotators assigned appropriate persona labels to utterances of the dialogue and any disagreement between them was resolved by the third annotator. We measured the consistency of annotations among annotators by measuring Krippendorff’s Alpha inter-annotator agreement [40]. For persona discovery, we obtained the inter-annotator agreement score of 0.83, while for persona-type identification, the agreement is 0.71. Table III shows the dataset statistics and presents the distribution of persona types in SPICE.

A. Persona Types

Persona-chat [20] is a multi-turn dialogue dataset containing conversations conditioned on personas. The dataset comprises 1155 possible artificial personas, each of which is a combination of 3 to 5 profile sentences such as ‘I like to eat cheetos,’ ‘I am a doctor,’ and ‘I have two large dogs.’ The authors employed crowd-sourced workers to converse with each other

³They were NLP researchers or linguistics by profession; and their age ranges between 20 – 45 years.

Persona Type	Definition	Example
Trait	A quality that forms the part of the speaker's character	<i>Also, I was the point person on my company's transition from the KL-5 to GR-6 system. (Trait: responsible)</i>
Likes	Something/someone the speaker finds pleasant	<i>I hate that I have to say goodbye to Ross (Likes: Ross)</i>
Relationship	The way two speakers are related to each other	<i>Well, if you want, I'll just-I'll just break it off with Mindy. (Relationship:Mindy)</i>
Occupation	Profession or Job	<i>I have an audition for the lead role tomorrow! (Occupation: Actor)</i>
Miscellaneous	Any other persona-related information. For example, education, important days, important places	<i>My parents are from Lebanon. (Misc: Parents from Lebanon)</i>

TABLE I: Persona types with their definitions.

#	Speaker	Utterance	Tasks		
			Persona Discovery	Persona-type Identification	Persona-value Generation
u_1	Chandler	<i>What've you been up to?</i>	No	-	-
u_2	Jade	<i>Oh, you know, the usual, teaching aerobics, partying way too much.</i>	Yes	Occupation	Teaches aerobics
u_3	Jade	<i>Oh, and in case you were wondering, those are my legs on the new James Bond poster.</i>	Yes	Trait	Boastful
u_4	Chandler	<i>Can you hold on a moment? I have another call. I love her.</i>	Yes	Likes	Jade

TABLE II: Example of an annotated dialogue from SPICE.

by assuming the personality of the artificial persona provided to them. Through this process, the authors were able to collect 10907 dialogues. We study the personas and the associated dialogues in this dataset to gain insight into the diversity of persona information. Persona-chat also includes provisional information about the speakers such as ‘I just got my nails done’ or ‘I am on a diet now.’ However, we disregard such persona statements as they do not contribute to the persistent persona information that we aim to uncover in our work. After careful consideration, we are able to identify five persona types that were persistent in nature. We present the persona types along with their definitions and examples in Table I.

In addition to analyzing the Persona-chat dataset, we also analyze the dialogues present in SPICE to determine if the defined persona-types encompass all possibilities. With the inclusion of the ‘miscellaneous’ label, we are able to capture all conceivable persona information. Furthermore, we observe that with sufficient evidence, the ‘miscellaneous’ label can be subdivided further into categories such as ‘dislikes,’ ‘education,’ ‘important dates,’ and ‘important places.’ However, we contend that there will always be a need for a label such as ‘miscellaneous’ given that the possibilities for persona information are boundless.

B. Annotation Guidelines

We employ three annotators to annotate the proposed dataset, SPICE. The annotations are performed in three stages. In the first stage, the annotators are asked to identify all the utterances in each dialogue that contain any persona related information by marking them as ‘yes’ and all others as ‘no’. In the second stage, we ask the annotators to consider only the utterances marked as ‘yes’ in the previous stage and identify the type of persona present in it (out of the five possible persona-types defined earlier). Finally, for each persona type, the annotators are asked to identify the value of the corresponding persona type. These values can either be present as a span in the input or can be a result of an inference made by the annotator.

Each instance for the second stage is made up of a sequence of utterances $\{u_1, u_2, \dots, u_i\}$, where the last utterance is the one marked as containing persona information in the first stage. The annotators are given the following guidelines to decide the persona-type for the utterance u_i :

- **Trait:** Mark the utterance u_i as containing trait persona information if the information gathered from utterances

Set	#Dlg	#Utt	Avg #Sp/Dlg	#Persona Utt	Avg #Persona Utt/Dlg
Train	1039	9989	2.70	1005	0.96
Dev	114	1109	3.01	109	0.96
Test	280	1983	2.66	305	1.09

Set	#Persona Slot				
	Trait	Likes	Relation	Occupation	Misc
Train	389	244	107	89	179
Dev	32	36	10	10	24
Test	120	88	28	18	53

TABLE III: Statistics of SPICE.

$\{u_1, u_2, \dots, u_i\}$ indicates towards the speaker having any type of a distinguishing quality.

- **Likes:** The utterance u_i contains persona information about likes if the utterances from u_1 to u_i indicate the concerned speaker finds someone/something pleasant or enjoyable.
- **Occupation:** If until utterance u_i we have enough evidence to conclude the profession of the speaker, we mark that utterance as containing information about occupation.
- **Relation:** Mark an utterance u_i as having the information of the speaker’s relationship if enough evidence has been found from context of them being related to someone biologically (mother, father) or otherwise (friend, spouse).
- **Miscellaneous:** If the annotators find evidence of some important perpetual information related to the speaker (like education, and important dates) present in utterance u_i and if this information does not fall under any other identified persona types, then they mark it as miscellaneous.

An example annotation for each of the subtasks is shown in Table II. There are two speakers with four utterances in a dialogue. The first utterance does not carry any persona information; hence, it is tagged as “no” for the persona discovery task, and persona-type is not applicable for the case. For the remaining three utterances, the associated persona types are *occupation*, *traits*, and *likes*, respectively. For the corresponding persona-type, we show the persona-value in the last column of the table. While *occupation* and *likes* comes from the input text, the *trait* comes after inferencing knowledge from the input.

V. PROPOSED METHODOLOGY

In this section, we illustrate SPOT, our proposed method to benchmark the task and the dataset. SPOT constitutes three subtasks – the first subtask, persona discovery, aims to identify all utterances carrying persona information from a given dialogue, the second subtask, persona-type identification,

deals with identifying the exact type of persona present in the utterances, while the third task, persona-value extraction, extracts the exact persona value for each identified type.

A. Persona Discovery

In this phase, we employ two Transformer [41] encoders, T_u and T_d , to capture the word-level and the dialogue-level contexts, respectively. Figure 3a shows the schematic diagram of the proposed architecture. The input to the model is a dialogue as a sequence of utterances, $D = \{u_1, u_2, \dots, u_m\}$. We pass dialogue-level representations to fully-connected layers for classification. The SPICE dataset is skewed towards the utterances not containing any persona information. To overcome this imbalance, we upsample the utterances carrying persona information using the SMOTE upsampling technique [42].

B. Persona-type Identification

Now that we know which utterances of the dialogue carry persona, we pass these utterances and their context to the next subtask. This process takes as input a sequence of utterances, $I = \{u_1, u_2, \dots, u_k\}$, where u_k is the utterance containing persona information, i.e., the target utterance, whereas utterances, u_1, u_2, \dots, u_{k-1} are the contextual utterances. We propose a GRU [43] and Transformer based approach for this subtask. The proposed architecture is shown in Figure 3b.

Dialogue representation. Each utterance u_j of the input sequence I is passed through an utterance-level BiGRU GRU_u to obtain its representation \hat{h}_u . This representation, \hat{h}_u , is passed to a dialogue-level Transformer encoder \hat{T}_d to obtain a context-rich representation for each utterance \hat{h}_d .

Speaker-specific representation. To effectively capture the speaker sequence in a dialogue, we employ a separate Transformer encoder for each speaker present in the dialogue to obtain a contextual speaker-specific representation. Each speaker-specific encoder T_S^i is fed with the utterance representations obtained from \hat{T}_d specific to speaker i .

Attention. We generate speaker-aware representation H_{SAR} by computing attention [44] between speaker-specific representations obtained from T_S and the target representation obtained from \hat{T}_d . Similarly, we obtain the context-aware representation H_{CAR} . We further compute global attention H_{GAR} to fuse the speaker-aware and context-aware representations. Additionally, to capture the dialogue-level context effectively, we employ a pretrained BERT [45] encoder to encode it.

Adaptive decision boundary. We learn the adaptive decision boundary for the persona classes using a k -means approach. Furthermore, to ensure maximum separation of any two classes and to learn an optimal decision boundary for each class, we use the boundary loss [25]. The loss is computed using the following equation:

$$L_b = \frac{1}{N} \sum_{i=1}^N [\Delta_i (||z_i - c_{y_i}||_2 - \delta_{y_i}) + (1 - \Delta_i)(\delta_{y_i} - ||z_i - c_{y_i}||_2)]$$

where N is the total number of samples in our set, z_i is the representation of the i^{th} instance, c_{y_i} is the centroid for class y_i , and δ_{y_i} is the radius for class y_i . Here,

$$\Delta_i = \begin{cases} 1, & \text{if } ||z_i - c_{y_i}||_2 > \delta_{y_i} \\ 0, & \text{if } ||z_i - c_{y_i}||_2 \leq \delta_{y_i} \end{cases}$$

C. Persona-value Extraction

Extraction of the persona values for each of the specified persona types in a dialogue is the last step in the process of creating a speaker profile. These persona values might need to be inferred from the input because they are potentially unrestricted. As a result, we model the job using an encoder-decoder architecture and a generative objective. To determine the values, we must efficiently record the entire discussion to capture the substance of the dialogue, the contextual utterances to encapsulate the contextual knowledge, and the target utterance, since it is the primary source for the persona.

A BART encoder [46] is used to encode the context, the target, and the dialogue utterance into c , t , and d , respectively. We pass the context and target representations to an attention mechanism where the key k_c and value v_c are obtained from the context representation, and the query q_t comes from the target utterance. This allows for incorporating the interaction between the target utterance with contextual utterances, and thus model the context-induced persona information in the target utterance. The final representation is then concatenated with the dialogue representation and fed to the BART decoder for output generation.

VI. EXPERIMENTS AND RESULTS

A. Experimental Setup

We perform experiments for all three subtasks of speaker profiling in two settings – standalone and pipeline. Following sections present both settings.

Standalone Evaluation. In this setting, the models for all phases are trained and evaluated separately. In other words, for persona discovery, all the dialogues are passed through SPOT and each utterance is investigated for the presence of persona information. For persona-type identification, we consult the ground-truth and pass only the utterances carrying persona information along with their context to the model as shown in Figure 3b. Finally, for persona-value extraction, we give the ground truth persona types along with the utterances carrying persona information with their context to SPOT and extract the persona-value.

Pipeline evaluation. In the setting, persona discovery is performed as done in standalone setup. However, for persona-type identification, we feed the model with only the utterances identified as carrying persona in the former subtask without verifying the ground-truth. Finally, the output received from the second subtask are given as input to the last task of persona-value extraction without ground-truth consultation.

Baseline methods. Since the tasks of persona discovery and persona-type identification are classification based, we adapt four classification baselines from related tasks such as emotion detection and dialogue-act identification due to their similar nature to SPC. We list the baselines with a brief description here.

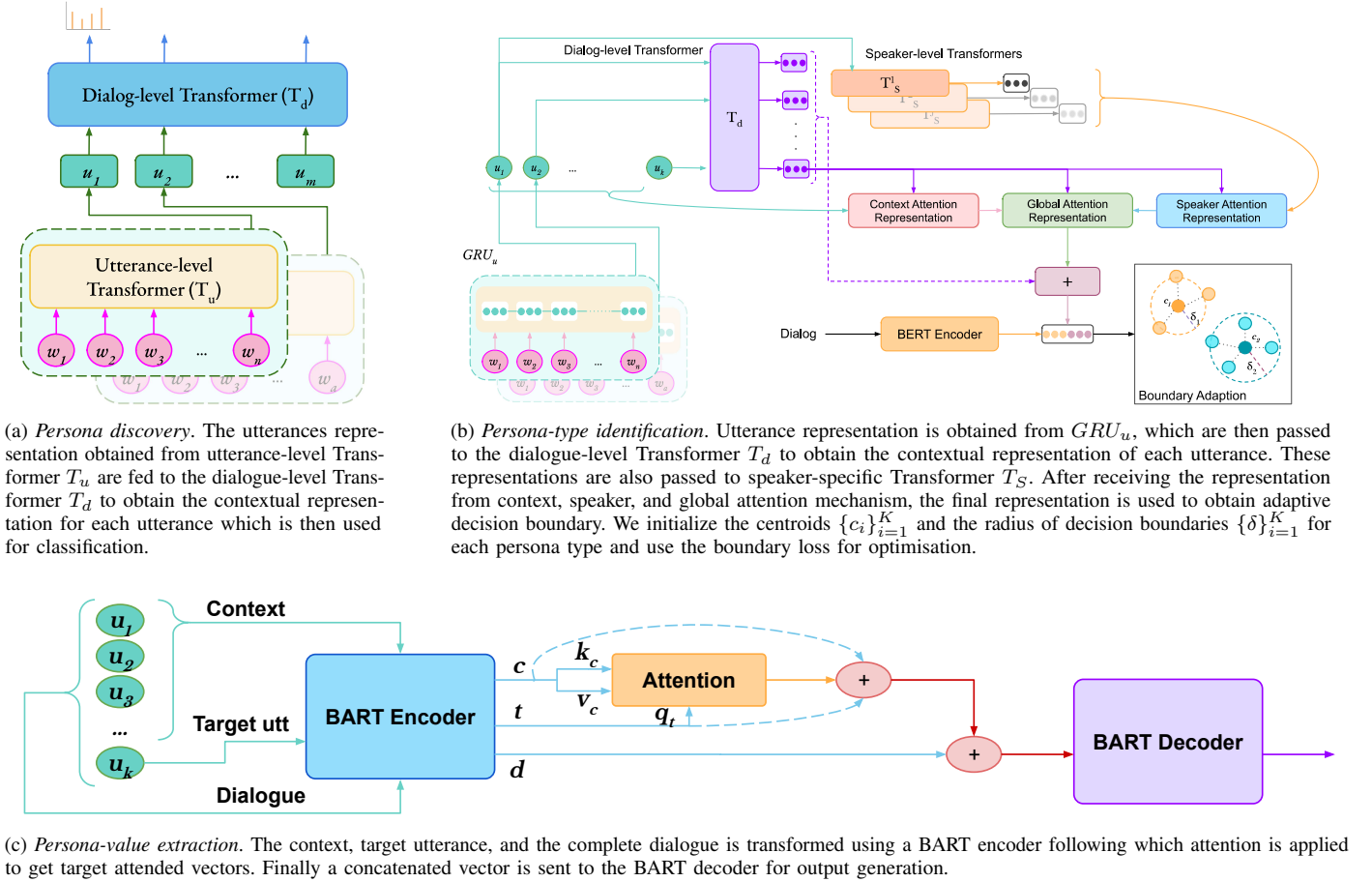


Fig. 3: Model architecture of SPOT.

- **BERT**: BERT (Bidirectional Encoder Representations from Transformers) [45] is encoder stack of transformer architecture [41]. We use pre-trained BERT base and fine-tune it for our tasks.
- **DialogXL**: Shen et al. [7] modified XLNet by changing the segment-level recurrence mechanism to an utterance-level recurrence mechanism so that XLNet could be mapped to a dialogue setting. They also incorporated dialogue-aware self-attention to capture the intra- and inter-speaker dependencies in a conversation.
- **Co-GAT**: Qin et al. [10] proposed a co-interactive graph interaction layer with cross-utterance and cross-tasks connections.
- **AGHMN**: Jiao et al. [6] used an attention-based GRU to monitor the flow of information through a hierarchical memory network. The attention weights are calculated over the contextual utterances in the conversation and combined for the final classification.

For the third subtask of persona-value extraction, we consider established sequence-to-sequence models for comparison given its generative objective.

- **RNN**: OpenNMT5 provides with an implementation of the RNN seq-to-seq architecture which we use in our study.
- **Transformers**: We use the standard encoder and decoder stack to generate the output [41].
- **Pointer Generator Network (PGN)**: The standard seq-to-

seq architecture supporting both generation of new words as well as copying words from input [47].

- **BART**: BART [46] contains a bidirectional encoder and an auto-regressive decoder to create a denoising auto-encoder model.
- **T5**: T5 [48] is a seq-to-seq model trained on a mixture of unsupervised and supervised tasks.

Evaluation metrics. Since the first two subtasks are multi-class classification problems, we use F1 score as our choice of evaluation metric. We consider F1 score of the positive class for the task of *persona discovery*, while weighted F1 score is used for *persona type identification*. On the other hand, since the task of *persona-value extraction* follows a generative objective, we use the ROUGE [49] and the BLEU [50] scores to gauge the performance of the systems.

B. Results

Standalone evaluation. We evaluate SPOT for all subtasks of SPC separately and show the results in Table IV and Table VI.

- *Persona discovery*: We train SPOT as a binary classifier using cross-entropy loss. We obtain 38% F1 score, which is $\sim 7\%$ better than the best baseline, DialogXL, as can be seen in Table IV. The gain in performance can be attributed to the efficient way we use different modules in our architecture to capture different essence of a conversation. It can also be seen that SPOT outperforms the worst performing baseline,

Systems	Persona Discovery			Persona-type Identification					
	P	R	F1	Trait	Likes	Rel	Misc	Occ	Wtd
BERT	0.17	0.72	0.27	0.48	0.0	0.09	0.24	0.05	0.24
DialogXL	0.45	0.23	0.31	0.52	0.0	0.0	0.0	0.0	0.18
Co-GAT	0.15	0.94	0.27	0.50	0.35	0.06	0.14	0.05	0.33
AGHMN	0.43	0.14	0.21	0.56	0.58	0.38	0.26	0.25	0.48
SPOT	0.30	0.50	0.38	0.59	0.60	0.46	0.32	0.28	0.51

TABLE IV: Comparative results for standalone evaluation. (P: Precision; R: Recall; Rel: Relationship; Occ: Occupation; Wtd: Weighted F1 score.

Systems	Persona Discovery			Persona-slot Identification					
	P	R	F1	Trait	Likes	Rel	Misc	Occ	Wtd
BERT	0.17	0.72	0.27	0.12	0.0	0.05	0.07	0.0	0.07
DialogXL	0.45	0.23	0.31	0.33	0.0	0.0	0.0	0.0	0.07
Co-GAT	0.15	0.94	0.27	0.31	0.26	0.0	0.07	0.0	0.15
AGHMN	0.43	0.14	0.21	0.48	0.43	0.41	0.21	0.16	0.40
SPOT	0.30	0.50	0.38	0.56	0.50	0.35	0.26	0.21	0.43

TABLE V: Comparative results for pipeline evaluation.

AGHMN, by $\sim 17\%$. While our model performs the best in terms of F1 score, DialogXL and Co-GAT produce the best performance in terms of precision and recall scores, respectively. On the other hand, SPOT holds a balance between precision and recall to obtain the highest F1 score, which is our metric of choice due to the class imbalance present in our data.

- *Persona-type identification*: We use boundary loss [25] to train SPOT for this task. Table IV shows that SPOT yields a weighted average of 51% F1-score with the maximum score for persona-type likes. AGHMN, the best baseline, results in a weighted average of 48% F1-score, which is $\sim 3\%$ less than SPOT. We observe that SPOT achieves the best F1-score for all persona slots showcasing a global dominance of our system. We observe a minimum improvement of $\sim 3\%$, $\sim 2\%$, $\sim 8\%$, $\sim 6\%$, and $\sim 3\%$ F1-score for the persona slot – trait, likes, relation, misc, and occupation, respectively, over the existing baselines. It is interesting to observe that our model performs quite well across the persona slots that are dominantly present in our data and consistently decreases for the slots based on their availability in the data.
- *Persona-value extraction*: Using a generative objective, we obtain the results by SPOT for this subtask. Table VI demonstrates that SPOT outperforms the baselines by around 1% for all metrics except BLEU 1 and BLEU 3.

Pipeline evaluation. Tables V and VI show the performance obtained by our model along with the baseline scores. For the task of persona discovery, we obtain the same results as standalone due to the same type of input and evaluation strategies. However, we observe a performance drop of $\sim 8\%$ for the persona-type identification task and a drop of at most $\sim 6\%$ for the persona-value extraction task when compared to the standalone results. This is expected as the erroneous predictions from the previous stage may propagate to the next stage. Nevertheless, when compared to the baseline systems, our proposed mechanism gives the best score, with an increase of $\sim 3\%$ over the best baseline and $\sim 36\%$ over the worst performing baseline, BERT, for the former two tasks (c.f. Table V). Apart from *relation*, SPOT performs the best for all persona slots with a performance increase of $\sim 8\%$, $\sim 7\%$, $\sim 5\%$, and $\sim 5\%$ for the persona slot – trait, likes, misc, and occupation, respectively. While for the last subtasks, we obtain

Models	Standalone					Pipeline				
	R1	R2	B1	B2	B3	R1	R2	B1	B2	B3
RNN	26.85	2.28	24.78	1.48	0.36	19.64	0.37	18.98	0.36	1.12
Transformer	26.02	2.37	23.93	1.54	0.58	19.48	0.70	18.82	0.69	2.05
PGN	24.40	1.59	23.12	1.08	0.36	17.11	0.49	16.13	0.33	9.28
BART	28.93	2.16	27.23	1.51	0.36	22.41	1.01	21.37	0.80	0.08
TS	15.07	0.0	14.90	2.25	1.20	11.62	0.37	11.51	0.36	1.12
SPOT	29.51	2.97	27.16	2.27	0.60	23.40	0.60	22.12	1.12	0.08

TABLE VI: Comparative results for standalone and pipeline evaluation for *persona-value extraction*.

Systems	Trait	Likes	Relation	Misc	Occupation	Weighted
SPOT _{Base}	0.36	0.27	0.22	0.23	0.07	0.28
SPOT _{Base+BERT}	0.56	0.53	0.45	0.40	0.26	0.49
SPOT	0.59	0.6	0.46	0.32	0.28	0.51

TABLE VII: Ablation results for *persona-type identification*.

an improvement of $\sim 1\%$ over the baselines. Consequently, we establish that SPOT is able to capture the essence of persona more clearly when compared with the baseline systems.

C. Ablation Study

SPOT captures two primary aspects of a dialogue – the dialogue context and the speaker semantics. To capture the dialogue-level context, we use SPOT_{Base}, containing the utterance-level GRU GRU_u , dialogue-level Transformer T_d , followed by context H_{CAR} , and global attention representation H_{GAR} . We reinforce the dialogue context by adding a BERT encoder to this architecture, SPOT_{Base+BERT}. Speaker semantics are captured by the speaker-specific Transformers T_S and attention representation H_{SAR} . We add these modules in our final model, SPOT.

To assess the importance of each module, we perform ablation over SPOT. The last three rows of Table IV(b) illustrates these results. We observe that the addition of the BERT encoder improves the performance of our model considerably (21%) while the addition of speaker module improves it further (2%) verifying the use of each module.

VII. ERROR ANALYSIS

In this section, we present a detailed analysis of the results obtained for SPOT. We first show the quantitative analysis by analysing the confusion matrices obtained. After this, we show a qualitative analysis by observing a few test samples and their predicted persona slots. We also pick some predicted examples to illustrate the shortcomings of our approach and give a direction for future research.

A. Quantitative Analysis

Persona discovery. Table IX presents the confusion matrices for SPOT and the best performing baseline, DialogXL. SPOT correctly predicts 184 out of 305 positive instances (60.3%) while DialogXL is only able to predict 70 (22.9%). Although DialogXL performs poorly while identifying the true positives, it does a better job in identifying the true negatives. It is able to correctly classify 1594 instances as negative (94.9%), whereas SPOT predicts only 1191 true negative instances (70.9%).

Persona-type identification. We compare the confusion matrices obtained by SPOT and the best baseline for this subtask, AGHMN in Table X. Both the models produce a comparable performance with maximum accurate predictions for the

#	Speaker	Utterance	Persona Discovery			Persona Type Identification		
			True	Predicted		True	Predicted	
				SPOT	DialogXL		SPOT	AGHMN
u_1	Rachel	Everybody, this is Paolo, Paolo, I want you to meet my friends. This is Monica	Yes	Yes	No	relationship	relationship	likes
u_2	Monica	Hi!	No	No	No	-	-	-
u_3	Rachel	And Joey...	Yes	No	Yes	relationship	relationship	relationship
u_4	Monica	Hi!	No	No	No	-	-	-
u_5	Rachel	And Ross...	Yes	Yes	Yes	relationship	trait	likes
u_6	Monica	Hi!	No	No	Yes	-	-	-

TABLE VIII: Actual and predicted labels for the *persona discovery* and *persona type identification* tasks. DialogXL and AGHMN are the best performing baseline for the respective tasks.

True	Predicted		True	Predicted	
	No	Yes		No	Yes
	No	1191		487	No
Yes	121	184	Yes	235	70

(a) SPOT

True	Predicted		True	Predicted	
	No	Yes		No	Yes
	No	1594		84	No
Yes	235	70	Yes	235	70

(b) DialogXL

TABLE IX: Confusion matrices for SPOT and DialogXL (best baseline) for the *persona discovery* task.

True	Predicted				
	Trait	Occupation	Misc	Likes	Relation
Trait	70/65	9/11	10/10	23/23	6/9
Occupation	5/5	6/6	3/3	3/3	1/1
Misc	17/16	7/8	15/12	5/7	9/10
Likes	24/25	2/5	4/4	53/51	5/3
Relation	3/3	0/0	7/8	3/5	15/12

TABLE X: Confusion matrices for the *persona-type identification* task. Each cell represents value like {SPOT/AGHMN}.

persona-type *trait*. Moreover, we observe that the classes *likes* and *trait* are most confused, followed by *likes*, *relation*, *misc* and *occupation* for SPOT as well as for AGHMN, while *occupation* and *relation* are least confused.

B. Qualitative Analysis

This section presents a subjective analysis of the quality of predictions made by SPOT and the best baselines, based on a sample dialogue from the test set. The dialogue contains six utterances, where utterances u_1 , u_3 , and u_5 are identified as having the persona type *relationship*, as shown in Table VIII. In the first subtask of persona discovery, SPOT correctly identifies two positive instances out of the total three, while the best baseline, DialogXL, only identifies one such instance. However, both SPOT and DialogXL misclassify one utterance as false negative.

Moving on to the second subtask of persona-type identification, SPOT correctly classifies two instances of persona-type *relationship* but misclassifies one instance as *trait*. On the other hand, the best baseline, AGHMN, only predicts one correct class and misclassifies the others as *likes*.

C. Common Errors by SPOT

False positives. While attaining a decent value for true positives, SPOT obtains a significant value of false positives (487) for *persona discovery* (c.f. Table IX). We analyse the type of misclassified instances and observe that SPOT often identifies utterances containing questions as having persona information. For example, the utterance ‘We’re in a relationship?’ is marked as a positive instance for persona

#	Speaker	Utterance	Persona discovery	
			True	Predicted
1	Chandler	We’re in a relationship?	0	1
2	Danny	So you like the short hair better?	0	1
3	Rachel	Yeah. Oh! Was how you invented the cotton gin?!	0	1
4	Phoebe	Well, so, umm, anyway umm, I’ve been, I’ve been looking for my Father, and umm, have you heard from him, or seen him?	0	1
5	Janice	So, I hear, you hate me?	0	1

(a) Persona does not lie in questions.

#	Speaker	Utterance	Persona discovery	
			True	Predicted
1	Monica	Oh my god, I am losing my mind.	0	1
2	Phoebe	Because we’re girls.	0	1
3	Monica	No, Phoebe, I’ll tell you what, if you get ready now I’ll let you play it at the wedding.	0	1
4	Leslie	My best shoes, so good to me.	0	1
5	Chandler	Okay uh, for now, temporarily, you can call me, Clint.	0	1

(b) Persona is not temporary/trivial attributes.

TABLE XI: Examples of false positives by SPOT.

#	#	Speaker	Utterance	Persona discovery	
				True	Predicted
1	u_1	Ross	Okay! All right! Now, Chandler you-you wanna live with Monica, right?	0	1
	u_2	Chandler	Yeah, I do.	1	0
2	u_1	Judge	So based on your petition you are seeking an annulment on the grounds that Mr. Geller is mentally unstable?	1	1
	u_2	Ross	Fine, I’m mentally unstable.	1	0
3	u_1	Ross	Are you intrigued?	0	0
	u_2	Chandler	You’re flingin’-flingin’ right I am!	1	0
4	u_1	Rachel	Why, does she have a bad personality?	1	1
	u_2	Phoebe	Oh no, Bonnie’s the best!	1	0
5	u_1	Chandler	Soo, ah, Eric, what kind of photography do ya do?	0	0
	u_2	Eric	Oh, mostly fashion, so there may be models here from time to time, I hope that’s cool.	1	0

(a) Persona lies in answer to a question.

#	Speaker	Utterance	Persona discovery	
			True	Predicted
1	Joey	Ya see, it’s just, see I was a regular on a soap opera y’know?	1	0
2	Joey	Awww, one of my students got an audition. I’m so proud.	1	0
3	Joey	Yeah but we won’t be able to like get up in the middle of the night and have those long talks about our feelings and the future.	1	0
4	Janice	Oh, Chandler, look. You and Monica are meant to have children. I am sure it’s gonna be just fine.	1	0
5	Steve	Umm, see, I was thinking maybe you two could switch apartments because Phoebe’s more our kind of people.	1	0

(b) Persona is implicit.

TABLE XII: Examples of false negatives by SPOT.

discovery when in true sense, its answer was the one carrying persona. Table XI presents similar examples. This phenomenon can be attributed to the presence of words such as ‘relationship’ (instance 1), ‘like’ (instance 2), or ‘father’ (instance 4) in the utterances as these words may hint towards the presence of

explicit persona information in a statement. In addition, SPOT frequently predicts the utterances expressing a temporary/trivial state for the speaker as containing persona information. For instance, the utterance ‘*Oh my god, I am losing my mind.*’ is marked as the one containing persona information. We show more such instances in Table XI. Future work could be done to handle such cases of false positives.

False negatives. In addition to falsely identifying utterances containing no persona information as positive instances, SPOT identifies 121 true positive instances as belonging to the negative class. We analyse the misclassified positive instances and identify two situations where such misclassifications happen. When the persona information is present in the answer to a question, it is often misclassified by SPOT. For example, in the dialogue ‘*Ross: Okay! All right! Now, Chandler you-you wanna live with Monica, right? Chandler: Yeah, I do.*’, Chandler’s utterance contains information about his persona (*relationship* with Monica), but SPOT is unable to identify this instance correctly. Table XII highlights similar examples from SPICE. Furthermore, SPOT often misclassifies instances where the persona information is implicit in nature. For instance, the utterance ‘*Ya see, it’s just, see I was a regular on a soap opera y’know?*’ contains persona information (that the speaker’s *occupation* is an actor); however, SPOT is not able to relate the phrase ‘*soap opera*’ to *occupation* and thus does not mark the instance as having persona information. Supporting examples are shown in Table XII.

VIII. CONCLUSION

In this paper, we explored the task of speaker profiling in conversations, aimed to discover persona information associated with each speaker involved in a conversation. We divided the task into three subtasks: persona discovery, persona-type identification, and persona-value extraction. We curated a new dataset, SPICE to benchmark this task. Furthermore, we proposed SPOT, a deep neural approach for the three subtasks that used Transformer and GRU modules to capture the dialogue context and speaker semantics effectively. In addition, we adapted several state-of-the-art models for comparison. Through extensive experiments, we showed the dominance of SPOT over them. We also presented a detailed ablation study to justify the use of each module in SPOT and presented error analysis in terms of confusion matrices and qualitative predictions to strengthen our results. We further highlighted the shortcomings of SPOT by highlighting examples from the test set of SPICE. While SPOT performed better than the comparative techniques, the performance attained might not be competitive for a real-world application. The fact that we had fewer persona instances in our curated dataset could be one of the contributing factors towards the scarcity of performance. As observed in Table IV and Table V, the performance for SPOT boosted as the number of samples for the persona slot increased (maximum for *likes* and minimum for *occupation*). Leaning on the same reasoning, we posit that while the lack of competitive performance was a limitation for us, it could be mitigated by incorporating additional data. In the future, we would like to advance the model architecture to deal with the task efficiently.

We will also focus on dynamically discovering the persona types rather than defining them in advance. The final goal would be to incorporate the discovered persona information into the dialogue generation model to generate meaningful and more engaging utterances.

REFERENCES

- [1] R. C. Schank, “Conceptual dependency: A theory of natural language understanding,” *Cognitive psychology*, vol. 3, no. 4, pp. 552–631, 1972.
- [2] Y. Pruksachatkun, J. Phang, H. Liu, P. M. Htut, X. Zhang, R. Y. Pang, C. Vania, K. Kann, and S. R. Bowman, “Intermediate-task transfer learning with pretrained models for natural language understanding: When and why does it work?” *arXiv preprint arXiv:2005.00628*, 2020.
- [3] X. Zhou, X. Tao, J. Yong, and Z. Yang, “Sentiment analysis on tweets for social events,” in *Proceedings of the 2013 IEEE 17th international conference on computer supported cooperative work in design (CSCWD)*. IEEE, 2013, pp. 557–562.
- [4] P. Badjatiya, S. Gupta, M. Gupta, and V. Varma, “Deep learning for hate speech detection in tweets,” in *Proceedings of the 26th international conference on World Wide Web companion*, 2017, pp. 759–760.
- [5] S. Poria, N. Majumder, R. Mihalcea, and E. Hovy, “Emotion recognition in conversation: Research challenges, datasets, and recent advances,” *IEEE Access*, vol. 7, pp. 100943–100953, 2019.
- [6] W. Jiao, M. Lyu, and I. King, “Real-time emotion recognition via attention gated hierarchical memory network,” in *Proceedings of the AAAI Conference on Artificial Intelligence*, vol. 34, no. 05, 2020, pp. 8002–8009.
- [7] W. Shen, J. Chen, X. Quan, and Z. Xie, “Dialogxl: All-in-one xlnet for multi-party conversation emotion recognition,” *arXiv preprint arXiv:2012.08695*, 2020.
- [8] S. Larson, A. Mahendran, J. J. Peper, C. Clarke, A. Lee, P. Hill, J. K. Kummerfeld, K. Leach, M. A. Laurenzano, L. Tang *et al.*, “An evaluation dataset for intent classification and out-of-scope prediction,” *arXiv preprint arXiv:1909.02027*, 2019.
- [9] R. Gangadharaiah and B. Narayanaswamy, “Joint multiple intent detection and slot labeling for goal-oriented dialog,” in *Proceedings of the 2019 Conference of the North American Chapter of the Association for Computational Linguistics: Human Language Technologies, Volume 1 (Long and Short Papers)*, 2019, pp. 564–569.
- [10] L. Qin, Z. Li, W. Che, M. Ni, and T. Liu, “Co-gat: A co-interactive graph attention network for joint dialog act recognition and sentiment classification,” *arXiv preprint arXiv:2012.13260*, 2020.
- [11] Y. Liu, K. Han, Z. Tan, and Y. Lei, “Using context information for dialog slot classification in dnn framework,” in *Proceedings of the 2017 Conference on Empirical Methods in Natural Language Processing*, 2017, pp. 2170–2178.
- [12] X. Wu, A. Martinez, and M. Klyen, “Dialog generation using multi-turn reasoning neural networks,” in *Proceedings of the 2018 Conference of the North American Chapter of the Association for Computational Linguistics: Human Language Technologies, Volume 1 (Long Papers)*, 2018, pp. 2049–2059.
- [13] A. Saleh, N. Jaques, A. Ghandeharioun, J. Shen, and R. Picard, “Hierarchical reinforcement learning for open-domain dialog,” in *Proceedings of the AAAI Conference on Artificial Intelligence*, vol. 34, no. 05, 2020, pp. 8741–8748.
- [14] Z. Lin, P. Xu, G. I. Winata, F. B. Siddique, Z. Liu, J. Shin, and P. Fung, “Caire: An end-to-end empathetic chatbot,” in *Proceedings of the AAAI Conference on Artificial Intelligence*, vol. 34, no. 09, 2020, pp. 13 622–13 623.
- [15] J. Shin, P. Xu, A. Madotto, and P. Fung, “Happybot: Generating empathetic dialogue responses by improving user experience look-ahead,” *arXiv preprint arXiv:1906.08487*, 2019.
- [16] H. Rashkin, E. M. Smith, M. Li, and Y.-L. Boureau, “Towards empathetic open-domain conversation models: A new benchmark and dataset,” *arXiv preprint arXiv:1811.00207*, 2018.
- [17] Y. Su, D. Cai, Y. Wang, S. Baker, A. Korhonen, N. Collier, and X. Liu, “Stylistic dialogue generation via information-guided reinforcement learning strategy,” *arXiv preprint arXiv:2004.02202*, 2020.
- [18] R. Akama, K. Inada, N. Inoue, S. Kobayashi, and K. Inui, “Generating stylistically consistent dialog responses with transfer learning,” in *Proceedings of the Eighth International Joint Conference on Natural Language Processing (Volume 2: Short Papers)*, 2017, pp. 408–412.
- [19] C. Danescu-Niculescu-Mizil and L. Lee, “Chameleons in imagined conversations: A new approach to understanding coordination of linguistic style in dialogs,” *arXiv preprint arXiv:1106.3077*, 2011.

- [20] S. Zhang, E. Dinan, J. Urbanek, A. Szlam, D. Kiela, and J. Weston, "Personalizing dialogue agents: I have a dog, do you have pets too?" *arXiv preprint arXiv:1801.07243*, 2018.
- [21] J. Weston, E. Dinan, and A. H. Miller, "Retrieve and refine: Improved sequence generation models for dialogue," *arXiv preprint arXiv:1808.04776*, 2018.
- [22] S. Roller, E. Dinan, N. Goyal, D. Ju, M. Williamson, Y. Liu, J. Xu, M. Ott, K. Shuster, E. M. Smith *et al.*, "Recipes for building an open-domain chatbot," *arXiv preprint arXiv:2004.13637*, 2020.
- [23] E. Dinan, S. Roller, K. Shuster, A. Fan, M. Auli, and J. Weston, "Wizard of wikipedia: Knowledge-powered conversational agents," *arXiv preprint arXiv:1811.01241*, 2018.
- [24] G. Chen, Y. Zheng, and Y. Du, "Listener's social identity matters in personalised response generation," *arXiv preprint arXiv:2010.14342*, 2020.
- [25] H. Zhang, H. Xu, and T.-E. Lin, "Deep open intent classification with adaptive decision boundary," in *Proceedings of the AAAI Conference on Artificial Intelligence*, vol. 35, no. 16, 2021, pp. 14 374–14 382.
- [26] J. Lucas, F. Fernández, J. Salazar, J. Ferreiros, and R. San Segundo, "Managing speaker identity and user profiles in a spoken dialogue system," *Procesamiento del lenguaje natural*, no. 43, pp. 77–84, 2009.
- [27] C. K. Joshi, F. Mi, and B. Faltings, "Personalization in goal-oriented dialog," *arXiv preprint arXiv:1706.07503*, 2017.
- [28] J. Li, M. Galley, C. Brockett, G. P. Spithourakis, J. Gao, and B. Dolan, "A persona-based neural conversation model," *arXiv preprint arXiv:1603.06155*, 2016.
- [29] E. Chu, P. Vijayaraghavan, and D. Roy, "Learning personas from dialogue with attentive memory networks," *arXiv preprint arXiv:1810.08717*, 2018.
- [30] D. Bamman, B. O'Connor, and N. A. Smith, "Learning latent personas of film characters," in *Proceedings of the 51st Annual Meeting of the Association for Computational Linguistics (Volume 1: Long Papers)*, 2013, pp. 352–361.
- [31] A. Tiginova, A. Yates, P. Mirza, and G. Weikum, "Listening between the lines: Learning personal attributes from conversations," in *The World Wide Web Conference*, 2019, pp. 1818–1828.
- [32] C.-S. Wu, A. Madotto, Z. Lin, P. Xu, and P. Fung, "Getting to know you: User attribute extraction from dialogues," *arXiv preprint arXiv:1908.04621*, 2019.
- [33] J.-C. Gu, Z.-H. Ling, Y. Wu, Q. Liu, Z. Chen, and X. Zhu, "Detecting speaker personas from conversational texts," *arXiv preprint arXiv:2109.01330*, 2021.
- [34] S. Okada, O. Aran, and D. Gatica-Perez, "Personality trait classification via co-occurrent multiparty multimodal event discovery," in *Proceedings of the 2015 ACM on International Conference on Multimodal Interaction*. Association for Computing Machinery, 2015, p. 15–22.
- [35] L. H. Gilpin, D. M. Olson, and T. Alrashed, "Perception of speaker personality traits using speech signals," in *Extended Abstracts of the 2018 CHI Conference on Human Factors in Computing Systems*, 2018, pp. 1–6.
- [36] S. B. Kalluri, D. Vijayasenan, and S. Ganapathy, "Automatic speaker profiling from short duration speech data," *Speech Communication*, vol. 121, pp. 16–28, 2020.
- [37] N. Schilling and A. Marsters, "Unmasking identity: Speaker profiling for forensic linguistic purposes," *Annual Review of Applied Linguistics*, vol. 35, p. 195–214, 2015.
- [38] S. Welleck, J. Weston, A. Szlam, and K. Cho, "Dialogue natural language inference," *arXiv preprint arXiv:1811.00671*, 2018.
- [39] S. Poria, D. Hazarika, N. Majumder, G. Naik, E. Cambria, and R. Mihalcea, "Meld: A multimodal multi-party dataset for emotion recognition in conversations," *arXiv preprint arXiv:1810.02508*, 2018.
- [40] K. Krippendorff, "Computing krippendorff's alpha-reliability," 2011.
- [41] A. Vaswani, N. Shazeer, N. Parmar, J. Uszkoreit, L. Jones, A. N. Gomez, Ł. Kaiser, and I. Polosukhin, "Attention is all you need," in *Advances in neural information processing systems*, 2017, pp. 5998–6008.
- [42] N. V. Chawla, K. W. Bowyer, L. O. Hall, and W. P. Kegelmeyer, "Smote: synthetic minority over-sampling technique," *Journal of artificial intelligence research*, vol. 16, pp. 321–357, 2002.
- [43] K. Cho, B. Van Merriënboer, C. Gulcehre, D. Bahdanau, F. Bougares, H. Schwenk, and Y. Bengio, "Learning phrase representations using rnn encoder-decoder for statistical machine translation," *arXiv preprint arXiv:1406.1078*, 2014.
- [44] D. Bahdanau, K. Cho, and Y. Bengio, "Neural machine translation by jointly learning to align and translate," *arXiv preprint arXiv:1409.0473*, 2014.
- [45] J. Devlin, M.-W. Chang, K. Lee, and K. Toutanova, "Bert: Pre-training of deep bidirectional transformers for language understanding," *arXiv preprint arXiv:1810.04805*, 2018.
- [46] M. Lewis, Y. Liu, N. Goyal, M. Ghazvininejad, A. Mohamed, O. Levy, V. Stoyanov, and L. Zettlemoyer, "BART: Denoising sequence-to-sequence pre-training for natural language generation, translation, and comprehension," in *Proceedings of the 58th Annual Meeting of the Association for Computational Linguistics*. Online: Association for Computational Linguistics, Jul. 2020, pp. 7871–7880. [Online]. Available: <https://aclanthology.org/2020.acl-main.703>
- [47] A. See, P. J. Liu, and C. D. Manning, "Get to the point: Summarization with pointer-generator networks," in *Proceedings of the 55th Annual Meeting of the Association for Computational Linguistics (Volume 1: Long Papers)*. Vancouver, Canada: Association for Computational Linguistics, Jul. 2017, pp. 1073–1083. [Online]. Available: <https://aclanthology.org/P17-1099>
- [48] C. Raffel, N. Shazeer, A. Roberts, K. Lee, S. Narang, M. Matena, Y. Zhou, W. Li, P. J. Liu *et al.*, "Exploring the limits of transfer learning with a unified text-to-text transformer," *J. Mach. Learn. Res.*, vol. 21, no. 140, pp. 1–67, 2020.
- [49] C.-Y. Lin, "ROUGE: A package for automatic evaluation of summaries," in *Text Summarization Branches Out*. Barcelona, Spain: Association for Computational Linguistics, Jul. 2004, pp. 74–81. [Online]. Available: <https://aclanthology.org/W04-1013>
- [50] K. Papineni, S. Roukos, T. Ward, and W.-J. Zhu, "Bleu: a method for automatic evaluation of machine translation," in *Proceedings of the 40th Annual Meeting of the Association for Computational Linguistics*. Philadelphia, Pennsylvania, USA: Association for Computational Linguistics, Jul. 2002, pp. 311–318. [Online]. Available: <https://aclanthology.org/P02-1040>



Shivani Kumar is a PhD scholar at Indraprastha Institute of Information Technology Delhi (IIIT Delhi), India. She holds a Senior Research Fellowship and works in the domain of Natural Language Processing, primarily in the area of understanding and explaining various affects, like emotions, sarcasm, and humour, in conversational data.



Rishabh Gupta was a bachelors student at Indraprastha Institute of Information Technology Delhi (IIIT Delhi), India for the duration of this work. His research interest lies in Natural Language Processing and its sub-fields.



Md Shad Akhtar is currently an Assistant Professor at Indraprastha Institute of Information Technology Delhi (IIIT Delhi). His main area of research is NLP with a focus on the affective analysis. He completed his PhD from IIT Patna.



Tanmoy Chakraborty is an Associate Professor in the Dept. of Electrical Engineering, Indian Institute of Technology Delhi, India since September 2022. Before joining IIT Delhi, he served as an Associate Professor in the Dept of CSE, Indraprastha Institute of Information Technology Delhi (IIIT Delhi), India. He completed his postdoctoral research from University of Maryland, College Park after obtaining his PhD from the Dept. of CSE, IIT Kharagpur, India as a Google PhD scholar. His broad research interests include Natural Language Processing, Graph Neural Networks, and Social Computing.

Networks, and Social Computing.