

Violation-Free Inter-Sampling Safety: from Control Barrier Functions to Tunable Controllers with Input-to-State Safety Guarantees

Gilbert Bahati, Pio Ong and Aaron D. Ames

Abstract—A common assumption on the deployment of safeguarding controllers on the digital platform is that high sampling frequency translates to a small violation of safety. This paper investigates and formalizes this assumption through the lens of Input-to-State Safety. From this perspective, we propose an alternative solution for maintaining safety of sample-and-hold controlled systems without any violation to the original safe set. Our approach centers around modulating the sampled control input in order to guarantee a more robust safety condition. We analyze both the time-triggered and the event-triggered sample-and-hold implementations, including the characterization of sampling frequency requirements and trigger conditions. We demonstrate the effectiveness of our approach in the context of adaptive cruise control through simulations.

I. INTRODUCTION

Safety-critical systems are a crucial part of many areas such as transportation, manufacturing, healthcare among others. In such systems, the occurrence of safety violations, no matter how small, may lead to significant consequences. In these systems, electronic devices are often used to implement digital control, where continuous signals from the real-world systems are sampled at regular intervals [1]. However, this can result in measurement uncertainties due to sampling (i.e., zero-order hold errors), which can lead to safety violations. Therefore, it is essential to design robust control methods that can account for these errors in order to guarantee safety.

To mitigate these sample-and-hold errors, a common practice is to sample at high frequencies, limiting the error to a small and hopefully negligible value. However, this does not entirely eliminate the error, only reducing it to an acceptable level. It is often still the case that absolute safety (even in the presence of these errors) is desired.

To avoid dealing with the sample-and-hold error explicitly, it is common to consider a discrete time approximation [2] of the available continuous time system as done in sampled data systems [3]–[9]. However, obtaining these approximations can introduce additional error since the exact solutions to the continuous time systems are generally not known. Furthermore, discrete time designs explicitly guarantee safety only at sampling instants (when the controller is updated) and not in the inter-sample periods (when the control signal is being held constant) and as such, safety may be violated during this period. To formalize this property of discrete time approximations, the notion of practical safety [3] is usually

adopted to account for these possible violations during the inter-sample period. Practically safe systems can maintain their state within a safe set during sample times, provided that the sampling frequency is high enough. This results in safety being ensured with respect to a larger set that encompasses all possible violations of the original set.

The notion of safe set expansion to accommodate uncertainties in the system can be encapsulated by Input-to-State Safety (ISSf) [10]. In particular, this generalizes Input-to-State Stability (ISS) [11]–[13] in the context of safe sets, wherein disturbances in the input result in convergence to a region of the safe set dictated by the size of the disturbance. To certify ISSf, the framework of Control Barrier Functions (CBFs) [14]–[16] can be leveraged. In particular, the existence of an ISSf-CBF implies the system is ISSf. This notion was generalized in a “tunable” fashion in [17] allowing for more control over the expansion of the safe set—an extension that has found applications in practice [18], [19]. Yet obtaining safety guarantees in the context of CBFs does not address digital implementation issues raised by sample-and-hold.

There is a rich body of work on translating discretely instantiated continuous-time systems in a way that preserves desired properties, encapsulated by the area of event triggered control [20]–[22]. This has historically studied stability, and used Lyapunov functions to quantify when to sample and hold so as to guarantee that stability is maintained: the result are Lyapunov-based trigger laws that utilize ISS to bound the system behavior during the inter-sample periods [20]. Event-triggered control has also been studied in the context of safety using CBFs [23]–[26]. But these instantiations required expansion of the safe set to accommodate inter-sample errors. Therefore, the end result are small safety violations much like what is seen in the sample-and-hold framework.

The goal of this paper is to bring together concepts from CBF theory and event triggered control to guarantee that safety is maintained during inter-sample periods. Our approach begins with a CBF defining the safe set of interest: \mathcal{C} . From this CBF, we synthesize a tunable controller that guarantees ISSf which ultimately leads to violation-free safety with respect to the set \mathcal{C} . To this end, we begin by leveraging ISSf together with practical safety to expand \mathcal{C} wherein we give sampling times that ensure safety with respect to this expanded set. We then present our tunable controller, which leverages tunable ISSf-CBFs, and yields robustness in \mathcal{C} . This leads to the main result of the paper: a sampling time that guarantees the forward invariance of \mathcal{C} .

This research was supported in part by the National Science Foundation (CPS Award #1932091)

The authors are with the Department of Mechanical and Civil Engineering, California Institute of Technology, Pasadena, CA 91125, USA. {gbahati, pioong, ames}@caltech.edu

This, subsequently, leads to an event triggered implementation also guaranteeing the safety of \mathcal{C} .

The structure of the paper is as follows: we begin in Section II by giving background on safety-critical control for continuous time and discrete time (i.e., sample-and-hold) systems. In Section III, we demonstrate that inter-sampling safety through set expansion is guaranteed. The main result is presented in Section IV, wherein inter-sampling safety is guaranteed both for a given sampling frequency and in an event triggered context. This is demonstrated in Section V, in the context of adaptive cruise control.

Notation: We utilize \mathbb{N} , \mathbb{R} , $\mathbb{R}_{\geq 0}$, $\mathbb{R}_{> 0}$ to denote natural, real, nonnegative, and positive numbers, respectively. For a vector $x \in \mathbb{R}^n$, $\|x\|$ denotes the Euclidean norm. A function $\alpha : [0, a) \rightarrow \mathbb{R}_{\geq 0}$ with $a > 0$, is of class- \mathcal{K}_∞ if $\alpha(0) = 0$, α is strictly increasing, and $\lim_{s \rightarrow \infty} \alpha(s) = \infty$. A function $\beta : [-b, a) \rightarrow \mathbb{R}$ is of class- \mathcal{K}_∞^e if it is of class- \mathcal{K}_∞ and $\beta(y) \leq 0$ for all $y \in [-b, 0]$. Given a system and an initial condition x_0 , we let $x : \mathbb{R}_{\geq 0} \rightarrow \mathbb{R}^n$ be a solution.

II. SAFETY FOR CONTINUOUS-TIME SYSTEMS

This section provides the background on barrier functions and its usage for guaranteeing safety for continuous-time systems. In addition, we will review the robustness concept in safety, particularly within the construct of Input-to-State Safety.

A. Safety For Continuous Time Systems

We consider the nonlinear system:

$$\dot{x} = F(x, u) \quad (1)$$

where $x \in \mathbb{R}^n$ is the state and $u \in \mathbb{R}^m$ is the input. The system vector field $F : \mathbb{R}^n \times \mathbb{R}^m \rightarrow \mathbb{R}^n$ is assumed to be locally Lipschitz. The goal of safety is to contain all system trajectories within a *safe set* $\mathcal{C} \subset \mathbb{R}^n$. In other words, we want the set \mathcal{C} to be forward invariant.

Definition 1. (*Safety*): A set \mathcal{C} is forward invariant if for every $x_0 \in \mathcal{C}$, $x(t) \in \mathcal{C} \forall t \geq 0$. A set \mathcal{C} is safe if it is forward invariant. •

One approach to guaranteeing safety is to describe a given set \mathcal{C} with a continuously differentiable *barrier function* $h : \mathbb{R}^n \rightarrow \mathbb{R}$ such that:

$$\mathcal{C} = \{x \in \mathbb{R}^n : h(x) \geq 0\} \quad (2a)$$

$$\partial\mathcal{C} = \{x \in \mathbb{R}^n : h(x) = 0\} \quad (2b)$$

$$\text{Int}(\mathcal{C}) = \{x \in \mathbb{R}^n : h(x) > 0\} \quad (2c)$$

In this case, the set \mathcal{C} is the 0-superlevel set of the barrier function h , and the safety goal is then to keep the function h positive at all times. This can be achieved by designing a Lipschitz continuous controller $k : \mathbb{R}^n \rightarrow \mathbb{R}^m$ so that the state feedback $u = k(x)$ satisfies the *barrier condition* [14]:

$$\frac{\partial h}{\partial x}(x)F(x, k(x)) \geq -\alpha(h(x)) \quad (3)$$

for some class- \mathcal{K}_∞^e function α . When the above condition is met, we call the controller k a *safeguarding controller* that renders the set \mathcal{C} safe.

The barrier condition provides a conservative approach for achieving safety. In addition to making sure that on the boundary of the safe set, the vector field of the closed-loop system points towards the interior of the set (cf., Nagumo's Theorem [27]), the condition also limits the speed at which the trajectories may approach the boundary $\partial\mathcal{C}$. One benefit of this approach is the ability to formulate robustness through the notion of Input-to-State Safety, which we discuss next.

B. Safety Robustness

In the presence of disturbances added to the system, a safeguarding controller may fail to render the set \mathcal{C} safe. In such cases, we may want the system trajectories at least to stay close to the safe set. One mathematical framework to guarantee such a behavior is Input-to-State Safety¹.

Consider the closed-loop nonlinear control-affine system with disturbance:

$$\dot{x} = F_e(x, k(x), e) \quad (4)$$

where $e \in \mathbb{R}^{n_e}$ is a bounded disturbance. We assume $F_e : \mathbb{R}^n \times \mathbb{R}^m \times \mathbb{R}^{n_e} \rightarrow \mathbb{R}^n$ is locally Lipschitz in the state and control, and continuous in disturbance. Input-to-State Safety seeks to establish a relationship between the maximum size that the disturbance signal $t \mapsto e(t)$ achieved along the trajectory (i.e., $\|e\|_\infty$), and how far the trajectory may stray away from the safe set. Given a safe set \mathcal{C} , we use the barrier function h as a proxy to define a larger set $\mathcal{C}_e \supset \mathcal{C}$ as:

$$\mathcal{C}_e = \{x \in \mathbb{R}^n : h(x) + \gamma(\|e\|_\infty) \geq 0\} \quad (5a)$$

$$\partial\mathcal{C}_e = \{x \in \mathbb{R}^n : h(x) + \gamma(\|e\|_\infty) = 0\} \quad (5b)$$

$$\text{Int}(\mathcal{C}_e) = \{x \in \mathbb{R}^n : h(x) + \gamma(\|e\|_\infty) > 0\} \quad (5c)$$

where γ is a class- \mathcal{K}_∞ function.

Definition 2. (*Input-to-State Safety*): A set \mathcal{C} is Input-to-State Safe (ISSf) if there exists a function γ such that \mathcal{C}_e is safe for any disturbance signal $t \mapsto e(t)$. •

The existence of a function γ , and therefore Input-to-State Safety of set \mathcal{C} , can be established if the following *Input-to-State Safe barrier condition* (ISSf-BC) [10] holds:

$$\frac{\partial h}{\partial x}(x)F_e(x, k(x), e) \geq -\alpha(h(x)) - \iota(\|e\|) \quad (6)$$

for some class- \mathcal{K}_∞ function ι .

C. Sample-and-Hold Systems

We focus on discretely instantiated continuous-time systems that arise from sample-and-hold implementations of safeguarding controllers, and examine the ability to maintain safety of their associated set. We limit ourselves to control-affine systems:

$$\dot{x} = f(x) + g(x)u \quad (7)$$

where the system vector fields $f : \mathbb{R}^n \rightarrow \mathbb{R}^n$ and $g : \mathbb{R}^n \rightarrow \mathbb{R}^{n \times m}$ are assumed to be locally Lipschitz. As discussed in section II, safety of a given set \mathcal{C} can be guaranteed with

¹Sometimes more precisely as Disturbance-Input-to-State Safety

a continuous state-feedback $u = k(x)$ with a safeguarding controller k satisfying:

$$\dot{h}(x, k(x)) = \underbrace{\frac{\partial h}{\partial x}(x)f(x)}_{L_f h(x)} + \underbrace{\frac{\partial h}{\partial x}(x)g(x)k(x)}_{L_g h(x)} \geq -\alpha(h(x)). \quad (8)$$

However, the often-used strategy to implement a given controller on a digital-platform is sample-and-hold. Under this strategy, the controller is sampled at time t_i . The control value $u = k(x(t_i))$ is then held constant until t_{i+1} , the next sampling time. In such an implementation, the closed loop system for time $t \in [t_i, t_{i+1})$ is given by:

$$\dot{x} = f(x) + g(x)k(x + e) \quad (9)$$

with a sample-and-hold error $e = x(t_i) - x$. In this paper, we explore two different strategies of dealing with the error to guarantee safety.

III. INTER-SAMPLING SAFETY THROUGH SET EXPANSION

Our first approach is centered around formalizing an assumption widely accepted in the literature. This assumption acknowledges the impact of the sample-and-hold error e on the ability to satisfy safety. More specifically, due to the presence of this error, we may no longer satisfy the desirable condition:

$$\dot{h}(x, k(x + e)) \geq -\alpha(h(x)),$$

leading to a possible violation in safety with respect to \mathcal{C} . The traditional approach of addressing this concern is high frequency sampling. The idea behind this approach is related to the concept of practical safety, which is formalized in [3]. A system is deemed practically safe if its state can be maintained at a distance arbitrarily close to the original safe set \mathcal{C} , as long as the sampling frequency is sufficiently high. In other words, we can expect the violation of safety to be small if we sample fast enough, as illustrated in Figure. 1.

Practical safety is a common assumption that is justifiable because of two very reasonable key ideas. The first is that under high frequency sampling, the error e cannot grow too large because the control signal is held for a short duration. Then the second idea is that the small error should lead to a smaller violation of safety. To better understand the practical safety framework, we wish to mathematically formalize these two ideas.

A. Establishing Error Bound

In order to ensure the sample-and-hold error e remains bounded, we need to ensure that its derivative, \dot{e} is bounded to prevent the error from growing excessively. To demonstrate this, we need to make the following assumption:

Assumption 1. (Bounded Dynamics): Consider the sample-and-hold control-affine system (9). Assume that functions f , g and k are bounded, i.e. $\|f(x)\| \leq B_f$, $\|g(x)\| \leq B_g$, and $\|k(x)\| \leq B_k$ for all $x \in \mathbb{R}^n$ where B_f , B_g and B_k are positive constants. •

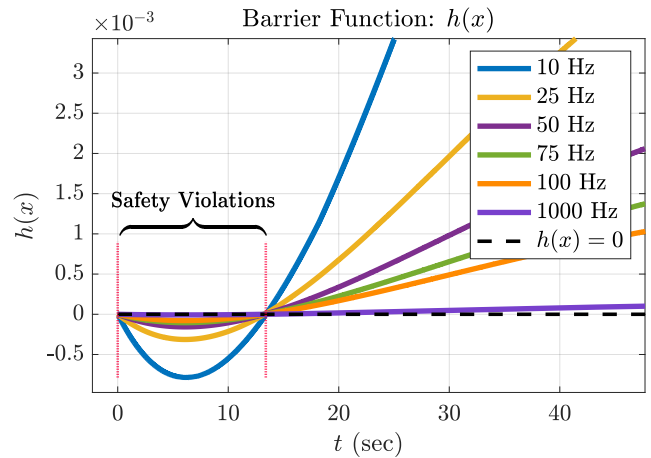


Fig. 1. Barrier function using safeguarding controller $k(x)$ under various sampling frequencies for the adaptive cruise control system (Section V)

The above assumption allows us to establish the following lemma:

Lemma 1. (Bounded Error): Under Assumption 1, given a sampling time $T_s^* = t - t_i > 0$, the sample-and-hold error is bounded by $\|e\| \leq (B_f + B_g B_k)T_s^*$.

Proof. Based on the fact that $\|e\| = \|x(t_i) - x(t)\|$, we can infer that $e(t)$ is reset to zero at each t_i and that $\dot{e} = -\dot{x}(t)$. Then, the following bound holds:

$$\begin{aligned} \|e(t)\| &= \left\| \overbrace{e(t_i)}^0 - \int_{t_i}^t (f(x(\tau)) + g(x(\tau))k(x(t_i)))d\tau \right\| \\ &\leq \int_{t_i}^t (B_f + B_g B_k)d\tau = (B_f + B_g B_k)(t - t_i) \end{aligned}$$

Hence, we obtain $\|e\| \leq (B_f + B_g B_k)T_s^*$, concluding the proof. □

Now that we have established an error bound, we can proceed to formalize the concepts associated with minor safety violations.

B. Establishing ISSf Condition

As mentioned in Section II, the notion that a small error results in minor safety violations can be established if there exists a function ι such that the ISSf-BC holds:

$$\dot{h}(x, k(x + e)) \geq -\alpha(h(x)) - \iota(\|e\|). \quad (10)$$

To obtain (10), we make the following regularity assumptions:

Assumption 2. (Lipschitz Controller): The controller k is Lipschitz continuous on \mathbb{R}^n . •

Assumption 3. (Upper Bound on $L_g h(x)$): The function $L_g h(x)$ is bounded above (i.e., $\exists \lambda > 0 : \|L_g h(x)\| \leq \lambda$ for all $x \in \mathcal{C}_e$) •

Under the Assumption 2 and 3, we automatically obtain the ISSf-BC (10) as follows:

$$\dot{h}(x, k(x + e)) = L_f h(x) + L_g h(x)(k(x) + k(x(t_i)) - k(x))$$

$$\begin{aligned}
&\geq -\alpha(h(x)) - \|L_g h(x)\| \|k(x(t_i)) - k(x)\| \\
&\geq -\alpha(h(x)) - \underbrace{L_k \lambda \|e\|}_{\iota(\|e\|)} \quad (11)
\end{aligned}$$

where $L_k > 0$ is the Lipschitz constant of the controller.

Having established the above results, we can now formalize practical safety in the context of sample-and-hold error.

C. Formalizing Practical Safety

Utilizing the error bound and ISSF-BC discussed above, we can establish a relationship between sampling frequency and set expansion, thus formalizing the practical safety framework [3]. We begin by substituting the error bound in Lemma 1 into (11) to obtain:

$$\begin{aligned}
\dot{h}(x, k(x+e)) &\geq -\alpha(h(x)) - L_k \lambda \|e\| \\
&\geq -\alpha(h(x)) - L_k \lambda (B_f + B_g B_k) T_s^* \quad (12)
\end{aligned}$$

Note importantly that the term $L_k \lambda (B_f + B_g B_k) T_s^*$ could potentially lead to a decrease in safety. Drawing inspiration from [23], we utilize the set expansion technique, which involves the introduction of a positive term d , to effectively capture the desired measure of robustness to deal with $L_k \lambda (B_f + B_g B_k) T_s^*$. To show this, consider the expansion:

$$C_e = \{x \in \mathbb{R}^n : h_e(x) = h(x) - \alpha^{-1}(-d) \geq 0\}$$

We can then show:

$$\begin{aligned}
\dot{h}_e(x, k(x+e)) &= \dot{h}(x, k(x+e)) \\
&\geq -\alpha(h_e(x) + \alpha^{-1}(-d)) - d + d \\
&\quad - L_k \lambda (B_f + B_g B_k) T_s^* \\
&= -\alpha_e(h_e(x)) + d - L_k \lambda (B_f + B_g B_k) T_s^*
\end{aligned}$$

where $\alpha_e \in \mathcal{K}_\infty$ is defined as $\alpha_e(r) = \alpha(r + \alpha^{-1}(-d)) + d$. It is worth noting that (12) satisfies the strong Input-to-State Safe (sISSf) condition formulated in [23]. For the rest of our paper, we will refer to the constant d as the sISSf constant.

Finally, we can establish a relationship between a safe sampling frequency and the set expansion technique by using the following safe sampling time:

$$T_s^* = \frac{d}{(B_f + B_g B_k) L_k \lambda}$$

which renders C_e safe.

As we can observe, expanding \mathcal{C} to C_e serves the essential purpose of providing the sISSf constant $d > 0$ which ensures safe sampling within C_e . Nonetheless, we will now investigate an alternative approach of obtaining the sISSf constant without resorting to expansion of \mathcal{C} - ensuring safe sampling within the original set \mathcal{C} , without any violations.

IV. INTER-SAMPLING SAFETY THROUGH TUNABLE CONTROLLERS

In this section, we present our proposed method of achieving inter-sampling safety of our original safe set \mathcal{C} thus, restricting our trajectories to remain in \mathcal{C} for all time. To do this, we begin by providing a way of obtaining the sISSf

constant for all $x \in \mathcal{C}$. For simplicity, we first consider continuous time systems (7), and then extend this to sample-and-hold systems (9). Inspired by [17], our approach essentially customizes the controller's actions to suit particular regions within \mathcal{C} in a tunable way.

A. Obtaining Robustness For Continuous Time Systems

In order to achieve robustness for the set \mathcal{C} , we adopt a two-step approach. First, we analyze the robustness of regions in the interior of \mathcal{C} , and then we consider regions closer to the set boundary \mathcal{C} . To achieve this, we select a reference value of $\delta \in \mathbb{R}_{>0}$ for $h(x)$ and examine two cases: the first where $h(x) \geq \delta$ and the second where $0 \leq h(x) < \delta$.

Case 1: Obtaining Robustness for $h(x) \geq \delta$:

For this case, we obtain the robustness by adjusting $\alpha(h(x))$. To formally state this, we present the following Lemma:

Lemma 2. (Robustness for $h(x) \geq \delta$): Given $c > \frac{d}{\alpha(\delta)}$, the following condition holds for x such that $h(x) \geq \delta$:

$$\dot{h}(x, k(x)) \geq -\alpha'(h(x)) + d \quad (13)$$

where $-\alpha'(h(x)) = -(1+c)\alpha(h(x))$.

Proof. For each x such that $h(x) \geq \delta$, we have $\alpha(h(x)) \geq \alpha(\delta)$, and therefore the following inequality:

$$\begin{aligned}
\dot{h}(x, k(x)) &\geq -\alpha(h(x)) = -(1+c)\alpha(h(x)) + c\alpha(h(x)) \\
&= -\alpha'(h(x)) + c\alpha(h(x)) \\
&\geq -\alpha'(h(x)) + c\alpha(\delta)
\end{aligned}$$

holds. Utilizing $c > \frac{d}{\alpha(\delta)}$, we obtain (13). \square

The above Lemma helps us extract the sISSf constant by essentially amplifying (i.e. relaxing) the effect of $-\alpha(h(x))$ in the interior of \mathcal{C} . This can be seen from the fact that $-\alpha(h(x)) \geq -\alpha'(h(x))$ for all $c > 0$. However, this Lemma only holds for regions where $h(x) \geq \delta$. Therefore, we require an alternative method to obtain robustness for the next case.

Case 2: Obtaining Robustness for $0 \leq h(x) < \delta$:

In order to ensure robustness in regions $0 \leq h(x) < \delta$, we adjust our controller in the following way, cf. [10]:

$$k_a(x) = k(x) + \frac{1}{\varepsilon} L_g h(x)^\top \quad (14)$$

where $\varepsilon > 0$ is a tuning parameter. The newly added term provides robustness to the barrier condition. More specifically, by substituting this controller in (8), we obtain:

$$\dot{h}(x, k_a(x)) \geq -\alpha(h(x)) + \frac{1}{\varepsilon} \|L_g h(x)\|^2. \quad (15)$$

In order to obtain the sISSf constant d using this strategy, it is necessary that $\|L_g h(x)\| \geq \sqrt{d\varepsilon}$ for all points in the region $0 \leq h(x) < \delta$. To ensure this, we provide regularity conditions in two steps: first for $h(x) = 0$ (i.e., at the set boundary) and then for $0 < h(x) < \delta$. We begin with following assumption for $h(x) = 0$:

Assumption 4. (Control Authority on the Boundary of the Safe Set): The function $L_g h(x)$ is bounded from below on

the boundary of the safe set. That is, $\|L_g h(x)\| \geq \mu > 0$ for all $x \in \partial\mathcal{C}$. •

The assumption mentioned above holds great importance and is quite reasonable for systems that prioritize safety. This is because maintaining control authority at the boundary of the safe set $\partial\mathcal{C}$ is essential to ensure that the system does not leave the set by satisfying the barrier condition (8). With this assumption, we can obtain the sISSf constant for $h(x) = 0$ in (15) by picking $\varepsilon \leq \frac{\mu^2}{4d}$.

Next, to obtain the sISSf constant for $0 < h(x) < \delta$, we continue to leverage $\|L_g h(x)\|$ by characterizing its behavior on \mathcal{C} with the following additional assumption:

Assumption 5. (*Lipschitz Continuity of $L_g h(x)$*): The function $L_g h(x)$ is Lipschitz continuous on set \mathcal{C} . That is, $\exists M > 0$ such that $\|L_g h(x) - L_g h(y)\| \leq M\|x - y\| \forall x, y \in \mathcal{C}$. •

The assumption ensures that the value of $L_g h(x)$ does not vary significantly from the boundary, thereby guaranteeing that $\|L_g h(x)\| > 0$ for all x within a certain distance from the boundary $\partial\mathcal{C}$. Given the above assumption, a natural next step is to establish a connection between distances from the set boundary and the barrier function value $h(x)$. We provide this relationship with the following assumption:

Assumption 6. (*Monotonic Barrier function*): There exists a class- \mathcal{K} function β such that $h(x) \geq \beta(\inf_{y \in \partial\mathcal{C}} \|x - y\|)$. •

The above assumption requires that the value of the barrier function $h(x)$ gets larger as the state x gets farther away from safe set boundary. This requirement essentially ensures that the function $h(x)$ exhibits a monotonic property that links low values to regions near the boundary and is commonly satisfied by barrier functions that utilize a distance metric to an unsafe region as a safety measure [28] [29]. Given the above assumptions, we now establish robustness for the regions $0 < h(x) < \delta$ with the following Lemma:

Lemma 3. (*Robustness for $0 < h(x) < \delta$*): Under assumptions 4, 5 and 6, given the adjusted controller k_a in (14) with $\varepsilon \leq \frac{\mu^2}{4d}$, the following condition:

$$\dot{h}(x, k_a(x)) \geq -\alpha'(h(x)) + d \quad (16)$$

is satisfied for all $x \in \mathcal{C}$ such that $\|x - y\| \leq \frac{\mu}{2M}$, where $y \in \partial\mathcal{C}$ is a point on the boundary of the safe set.

Proof. We begin by utilizing assumption 5 as follows:

$$\begin{aligned} \|L_g h(y)\| &= \|L_g h(y) - L_g h(x) + L_g h(x)\| \\ &\leq \|L_g h(y) - L_g h(x)\| + \|L_g h(x)\| \\ &\leq M\|y - x\| + \|L_g h(x)\|. \end{aligned}$$

Rearranging the terms and using assumption 4, we obtain:

$$\begin{aligned} \mu - M\|x - y\| &\leq \|L_g h(x)\| \\ \frac{\mu}{2} &\leq \|L_g h(x)\|, \end{aligned} \quad (17)$$

which holds for all points x located within a distance $\|x - y\| \leq \frac{\mu}{2M}$ from $\partial\mathcal{C}$. Applying (17) to (15) yields in:

$$\dot{h}(x, k_a(x)) \geq -\alpha(h(x)) + \frac{\mu^2}{4\varepsilon} \quad (18)$$

Substituting $\varepsilon \leq \frac{\mu^2}{4d}$ and using the fact that $-\alpha(h(x)) \geq -\alpha'(h(x))$, we obtain the result in the lemma (16). □

By combining Lemma 2 and 3, we can determine the sISSf constant for all $x \in \mathcal{C}$ by correctly picking $c > \frac{d}{\alpha(\delta)}$ and $\varepsilon \leq \frac{\mu^2}{4d}$.

However, this presents a challenge to the continuity of the feedback controller due to the requirement for different controllers in the two cases (i.e., $h(x) \geq \delta$ and $0 \leq h(x) < \delta$). This issue can result in difficulties in finding a solution and lead to chattering behaviors in sample-and-hold solutions. One possible solution is to include a tunable term $\frac{1}{\varepsilon} L_g h(x)^\top$ for both cases. However, this approach is overly restrictive, as it requires that $L_g h(x) \neq 0$ for all points in \mathcal{C} , rather than just those close to the boundary. Hence, we opt for a smoother transition between these two conditions inside the set. In order to achieve this, we require any Lipschitz continuous function $\sigma : \mathbb{R} \rightarrow \mathbb{R}_{\geq 0}$ that possesses the following property:

$$\sigma(h(x)) = \begin{cases} 0 & \text{if } h(x) \geq \delta + \Delta \\ \frac{1}{\varepsilon} & \text{if } h(x) < \delta \end{cases} \quad (19)$$

where $\Delta > 0$ dictates a region $\delta < h(x) < \delta + \Delta$ in which $\sigma(h(x))$ increases from 0 to $\frac{1}{\varepsilon}$. A natural choice of such a function is the sigmoid function:

$$\sigma(r) = \frac{1}{\varepsilon} \left(\frac{1}{1 + e^{s(r - \delta - 0.5\Delta)}} \right)$$

where $s > 0$ is a tuning parameter for a desired degree of satisfaction of (19). We now seek to extend these results to sample-and-hold systems (9) in order to guarantee safety of the safe set \mathcal{C} .

B. Violation-Free Safe Sampling Time

We now examine the above results in the context sample-and-hold systems. More specifically, we consider the sample-and-hold implementation of our new controller:

$$k_T(x) = k(x) + \sigma(h(x)) L_g h(x)^\top \quad (20)$$

that guarantees the existence of the sISSf constant for all $x \in \mathcal{C}$ for the sample-and-hold system (9). This controller (20) is essentially an instant of a tunable controller, cf. [17]. Next, we seek to find a sufficient sampling time to guarantee safety of \mathcal{C} without any violations. To do this, we follow similar steps as in Section III by establishing a new error bound and ISSf Condition for this new controller.

Establishing Error Bound: Following from Lemma 1 and Assumption 3, our new error bound becomes:

$$\begin{aligned} \|e(t)\| &\leq \left\| - \int_{t_i}^t \left(f(x(\tau)) + g(x(\tau))(k(x(t_i)) \right. \right. \\ &\quad \left. \left. + \sigma(h(x(t_i))) L_g h(x(t_i))^\top \right) d\tau \right\| \end{aligned}$$

$$\begin{aligned}
&\leq \int_{t_i}^t \left(B_f + B_g B_k + \frac{1}{\varepsilon} B_g \lambda \right) d\tau \\
&= (B_f + B_g B_k + \frac{1}{\varepsilon} B_g \lambda) T_s^* \quad (21)
\end{aligned}$$

Establishing sISSf Condition: Under assumptions 2-6, the controller (20) satisfies the following condition:

$$\begin{aligned}
&\dot{h}(x, k_T(x_i)) \\
&= L_f h(x) + L_g h(x) (k(x_i) + \sigma(x_i) L_g h(x_i))^\top \\
&\geq -\alpha(h(x)) - \lambda L_k \|e\| + \sigma(x_i) L_g h(x) L_g h(x_i)^\top \\
&= -\alpha(h(x)) - \lambda L_k \|e\| + \sigma(x_i) \|L_g h(x)\|^2 \\
&\quad + \sigma(x_i) L_g h(x) (L_g h(x_i) - L_g h(x))^\top \\
&\geq -\alpha(h(x)) + \sigma(x_i) \|L_g h(x)\|^2 - \lambda (L_k + \frac{1}{\varepsilon} M) \|e\| \\
&= -\alpha(h(x)) + \sigma(x) \|L_g h(x)\|^2 - \lambda (L_k + \frac{1}{\varepsilon} M) \|e\| \\
&\quad + (\sigma(x_i) - \sigma(x)) \|L_g h(x)\|^2 \\
&\geq -\alpha'(h(x)) + d - \lambda (L_k + \frac{1}{\varepsilon} M) \|e\| - L_\sigma \|e\| \lambda^2 \quad (22)
\end{aligned}$$

where we have used the shorthand notation $x_i = x(t_i)$ and $L_\sigma > 0$ is the Lipschitz constant of σ . This establishes the sISSf condition as needed.

By applying the above results obtained on the error bound and the sISSf condition, we can derive a safe sampling time that is free from violations, as demonstrated in the following result.

Theorem 1. (Violation-Free Sampling Time): Consider the sample-and-hold system (9) with the tunable controller k_T in (20). Under Assumptions 2-6 with $c > \frac{d}{\alpha(\delta)}$ and $\varepsilon \leq \frac{\mu^2}{4d}$, there exists a time T_s^* such that for all $t \in [t_i, t_i + T_s^*]$:

$$\dot{h}(x, k_T(x)) \geq -\alpha'(h(x)). \quad (23)$$

As a consequence, if the controller k_T is sampled periodically at every $T_s < T_s^*$, then the original set \mathcal{C} is safe.

Proof. By substituting to (21) into (22), we obtain:

$$\begin{aligned}
&\dot{h}(x, k_T(x)) \geq -\alpha'(h(x)) + d \\
&\quad - (L_\sigma \lambda^2 + (L_k + \frac{1}{\varepsilon} M) \lambda) (B_f + B_g B_k + \frac{1}{\varepsilon} B_g \lambda) T_s^*
\end{aligned}$$

The following sampling time:

$$T_s^* = \frac{d}{(L_\sigma \lambda^2 + (L_k + \frac{1}{\varepsilon} M) \lambda) (B_f + B_g B_k + \frac{1}{\varepsilon} B_g \lambda)} \quad (24)$$

Ensures the satisfaction of (23). We have shown a choice of sampling time that renders \mathcal{C} safe, thus concluding the proof. \square

The above theorem establishes the main theme of this paper, which is a violation-free inter-sampling safety result. Specifically, with the tunable controller (20) and a sampling rate of T_s^* (or faster), we are guaranteed to remain within \mathcal{C} for all time with no violations. However, there is a key observation that is worth noting and is discussed in the following remark.

Remark 1. (Faster Sampling Times): Controller (20) improves robustness but amplifies the control magnitude by introducing the tunable term, leading to potentially faster sampling times in the regions this tunable term is utilized (i.e., closer to the set boundary). Therefore, by sacrificing control for safety, we can ensure that sampling times maintain the system's safety within \mathcal{C} .

C. Violation-Free Event Triggered Safety

The sampling frequency provided in Theorem 1 is overly conservative and may be difficult to obtain in practice due to the numerous theoretical bounds introduced. Fortunately, event-triggered control [20], [23] offers a solution to avoid being conservative in our controller sampling. In this framework, the control is sampled at a time that is prescribed by a state-based criterion, rather than based on time. In our context, a reasonable candidate for a trigger condition is the barrier condition studied in earlier sections:

$$\mathcal{T}(x) = \dot{h}(x, k_T(x)) + \alpha'(h(x)).$$

The event-triggered idea is to monitor the quantity above to make sure that it always remains positive along the trajectory and only trigger a control sampling when it gets violated as:

$$t_{i+1} = \min \{t \geq t_i : \mathcal{T}(x) \leq 0\}. \quad (25)$$

The main concern when applying event-triggered control is related to its aperiodic nature of sampling the controller. It becomes possible that an infinite number of controller samplings occur within a finite time period, i.e., Zeno behavior. Fortunately, the existence of a safe sampling time T_s^* in Theorem 1 rules out this possibility by establishing a minimum inter-event time (MIET) - which is defined as the minimum time interval between two consecutive events. Because Theorem 1 guarantees the quantity \mathcal{T} cannot become negative before T_s^* has elapsed, it can be concluded that $t_{i+1} - t_i \geq T_s^*$. We formalize our event-triggered control approach in the following result.

Theorem 2. (Trigger Law for Safety of \mathcal{C}): Consider the sample-and-hold system (9) with a tunable controller given by (20). Let the sequence of sampling time $\{t_i\}_{i \in \mathbb{N}}$ be determined iteratively according to the trigger law (25). Then, the set \mathcal{C} is safe $\forall t \in [t_i, t_{i+1})$. In addition, a minimum inter-event time $t_{i+1} - t_i$ is lower bounded by T_s^* for all $i \in \mathbb{N}$. Consequently, the set \mathcal{C} is safe for all time. \blacksquare

The above implementation results in a less conservative controller. We now illustrate the effectiveness our violation-free safe sampling design through simulation experiments.

V. APPLICATION TO ADAPTIVE CRUISE CONTROL

We apply our results to the adaptive cruise control system (ACC), where a host vehicle is controlled to follow a lead vehicle while maintaining a safe distance with its leader. We define $x = (x_1, x_2, x_3)$, where x_1 represents the position of the host vehicle, x_2 represents its velocity, and x_3 represents the headway distance between the host and the lead vehicle.

We adopt the following point-wise model for the dynamics [30] [31]:

$$\dot{x} = \underbrace{\begin{bmatrix} x_2 \\ -\frac{1}{m}F_r \\ v_0 - x_2 \end{bmatrix}}_{f(x)} + \underbrace{\begin{bmatrix} 0 \\ \frac{1}{m} \\ 0 \end{bmatrix}}_{g(x)} u$$

where $F_r = f_0 + f_1x_2 + f_2x_2^2$ represents the resistance force experienced by the host vehicle while m is it's mass. v_0 denotes a constant velocity of the leading vehicle.

A. Nominal Controller

We use a nominal controller to direct the host vehicle towards a desired objective, which is a specified speed (v_d in our case). When the host vehicle enters unsafe regions, a safety controller will take over by minimally adjusting the nominal control input. To implement the desired objective, we employ the desired controller detailed in [29]:

$$u_{des}(x) = -\bar{\varepsilon}\frac{m}{2}(x_2 - v_d) + F_r(x) \quad (26)$$

where $\bar{\varepsilon}$ is presented in [29] as the decay rate necessary for the stability of x_2 to v_d .

B. Safety Controller

In contrast to the approach taken in [29], we adopt a nonlinear model structure for time headway by incorporating a variable time headway [32] in the barrier function:

$$h(x) = x_3 - \frac{T_h(x_2)}{(1.8x_2)} x_2$$

Here, $T_h(x_2)$ varies depending on the host vehicle's speed and a constant value of 1.8. By taking the derivative of our barrier function, we obtain:

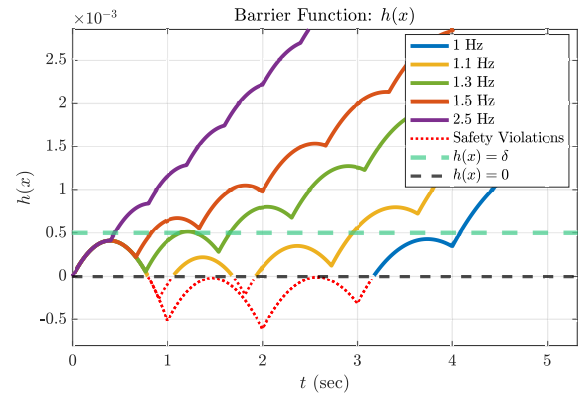
$$\dot{h}(x, u) = \underbrace{(v_0 - x_2)}_{L_f h(x)} + \underbrace{\frac{3.6x_2 F_r}{m}}_{L_g h(x)} - \underbrace{\frac{3.6x_2}{m}}_{L_g h(x)} u$$

To ensure safety, we implement a Quadratic Program (QP) based safety controller that minimally adjusts the desired control input u_{des} through a safety filter [15]:

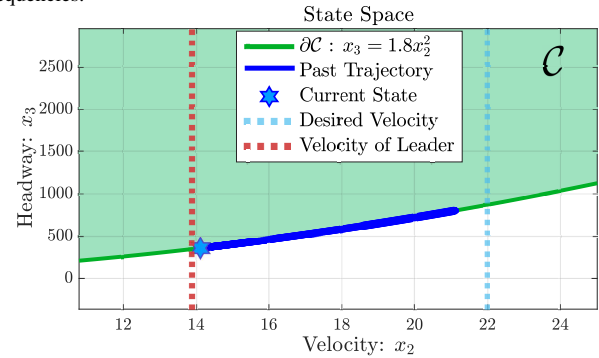
$$\begin{aligned} k(x) &= \underset{u \in \mathbb{R}}{\operatorname{argmin}} \|u - u_{des}(x)\|^2 && \text{(CBF-QP)} \\ \text{s.t. } \dot{h}(x, u) &\geq -\alpha(h(x)) \end{aligned}$$

C. Simulation Results

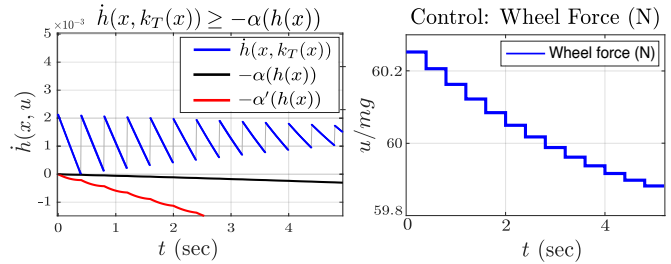
Given the safeguarding controller $k(x)$ from the CBF-QP, we adjust it by implementing the tunable controller $k_T(x)$ in (20) and observe it's capability of achieving safety. In Figure 2, we present the results of our implementation using various sampling frequencies, with $c = 9.18$, $\delta = 0.0005$, and $\varepsilon = 1$. It can be seen that slower sampling frequencies result in safety violations. However, by utilizing Theorem 1, we are able to achieve safety for the original safe set \mathcal{C} at an experimental safe sampling frequency of 1.3 Hz (i.e., $T_s^* = \frac{1}{1.3}$), as opposed to Figure 1, which experiences violations of \mathcal{C} regardless of the sampling frequency, thereby requiring the use of practical safety. Additionally, in Figure 2(c), we



(a) Barrier function using tunable controller $k_T(x)$ under various sampling frequencies.



(b) Safe system trajectory under 2.5 Hz sampling frequency



(c) Barrier condition satisfaction

(d) Sampled control values

Fig. 2. A comparison of various sampling frequencies under the tunable controller are shown in (a) where we see no violations after 1.3 Hz sampling frequency. (b) shows the system trajectory maintaining safety under the tunable controller $k_T(x)$ while (c) and (d) corresponds to (b)'s barrier condition and sampled control values.

observe that $\dot{h}(x, k_T(x))$ remains above $-\alpha(h(x))$. However, by leveraging the fact that $-\alpha(h(x)) \geq -\alpha'(h(x))$, we can use the event-triggered control implementation described in Theorem 2 to achieve longer sampling times while still ensuring the safety of our original safe set. The results of this event-triggered control approach are illustrated in Figure 3.

VI. CONCLUSION

We have formalized inter-sampling safety (practical safety) through the Input-to State Safe framework and presented an alternative method of achieving inter-sampling safety without set violations (and thus, set expansions). Our approach involves using a tunable controller that provides robustness near the boundary of the safe set and an adjustment of the barrier condition inside the safe set to achieve inter-sampling

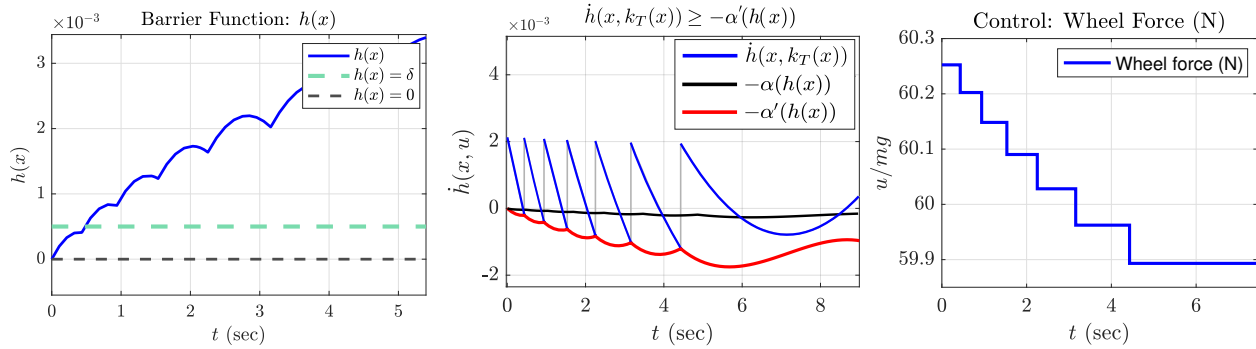


Fig. 3. Event Triggered Control results showing (from left to right): barrier function values, trigger condition satisfaction, and sampled control values.

safety. Future work involves the extension of our work to study the effects of measurement errors associated with the sampling of safeguarding controllers.

Acknowledgement. The authors thank Ryan K. Cosner and Andrew J. Taylor for their discussions and insightful perspectives on sampled data theory and practical safety.

REFERENCES

- [1] M. Pelgrom, *Analog-to-Digital Conversion*. New York: Springer, 2010.
- [2] A. Ayush and S. Koushil, "Discrete control barrier functions for safety-critical control of discrete systems with application to bipedal robot navigation," in *Robotics: Science and Systems*, vol. 13, Cambridge, MA, 2017.
- [3] A. J. Taylor, V. D. Dorobantu., R. K. Cosner, Y. Yue, and A. D. Ames, "Safety of sampled-data systems with control barrier functions via approximate discrete time models," in *2022 IEEE 61st Conference on Decision and Control (CDC)*, pp. 7127–7134, 2022.
- [4] W. Shaw Cortez, D. Oetomo, C. Manzie, and P. Choong, "Control Barrier Functions for Mechanical Systems: Theory and Application to Robotic Grasping," *IEEE Transactions on Control Systems Technology*, vol. 29, pp. 530–545, Mar. 2021. Conference Name: IEEE Transactions on Control Systems Technology.
- [5] G. Yang, C. Belta, and R. Tron, "Self-triggered control for safety critical systems using control barrier functions," in *American Control Conference*, (Philadelphia, PA), pp. 4454–4459, July 2019.
- [6] A. Ghaffari, I. Abel, D. Ricketts, S. Lerner, and M. Krstić, "Safety verification using barrier certificates with application to double integrator with input saturation and zero-order hold," in *2018 Annual American Control Conference (ACC)*, pp. 4664–4669, IEEE, 2018.
- [7] J. Breeden, K. Garg, and D. Panagou, "Control barrier functions in sampled-data systems," *IEEE Control Systems Letters*, vol. 6, pp. 367–372, 2021.
- [8] L. Niu and H. Z. A. Clark, "Safety-critical control synthesis for unknown sampled-data systems via control barrier functions," in *2021 60th IEEE Conference on Decision and Control (CDC)*, pp. 6806–6813, IEEE, 2021.
- [9] Y. Zhang, S. Walters, and X. Xu, "Control barrier function meets interval analysis: Safety-critical control with measurement and actuation uncertainties," in *2022 American Control Conference (ACC)*, pp. 3814–3819, IEEE, 2022.
- [10] S. Kolathaya and A. D. Ames, "Input-to-state safety with control barrier functions," *IEEE Control Systems Letters*, vol. 3, no. 1, pp. 108–113, 2018.
- [11] E. D. Sontag, "On the Input-to-State Stability Property," *European Journal of Control*, vol. 1, Nov. 1995.
- [12] Z.-P. Jiang and Y. Wang, "Input-to-state stability for discrete-time nonlinear systems," *Automatica*, vol. 37, pp. 857–869, June 2001.
- [13] R. Freeman and P. V. Kokotovic, *Robust nonlinear control design: state-space and Lyapunov techniques*. Springer Science & Business Media, 2008.
- [14] A. Ames, X. Xu, J. Grizzle, and P. Tabuada, "Control barrier function based quadratic programs for safety critical systems," *IEEE Transactions on Automatic Control*, vol. 62, no. 8, pp. 3861–3876, 2017.
- [15] A. Ames, S. Coogan, M. Egerstedt, G. Notomista, K. Sreenath, and P. Tabuada, "Control barrier functions: Theory and applications," in *European Control Conference*, pp. 3420–3431, June 2019.
- [16] M. Jankovic, "Robust control barrier functions for constrained stabilization of nonlinear systems," *Automatica*, vol. 96, pp. 359–367, 2018.
- [17] A. Alan, A. J. Taylor, C. R. He, G. Orosz, and A. D. Ames, "Safe controller synthesis with tunable input-to-state safe control barrier functions," *IEEE Control Systems Letters*, vol. 6, pp. 908–913, 2022.
- [18] R. Cosner, M. Tucker, A. Taylor, K. Li, T. Molnar, W. Ubelacker, A. Alan, G. Orosz, Y. Yue, and A. Ames, "Safety-aware preference-based learning for safety-critical control," in *Learning for Dynamics and Control Conference*, pp. 1020–1033, PMLR, 2022.
- [19] A. Alan, A. J. Taylor, C. R. He, A. D. Ames, and G. Orosz, "Control barrier functions and input-to-state safety with application to automated vehicles," *arXiv preprint arXiv:2206.03568*, 2022.
- [20] P. Tabuada, "Event-triggered real-time scheduling of stabilizing control tasks," *IEEE Transactions on Automatic Control*, vol. 52, no. 9, pp. 1680–1685, 2007.
- [21] W. P. M. H. Heemels, K. H. Johansson, and P. Tabuada, "An introduction to event-triggered and self-triggered control," in *IEEE Conf. on Decision and Control*, (Maui, HI), pp. 3270–3285, Dec. 2012.
- [22] A. Girard, "Dynamic triggering mechanisms for event-triggered control," *IEEE Transactions on Automatic Control*, vol. 60, pp. 1992–1997, 2015.
- [23] A. J. Taylor, P. Ong, J. Cortés, and A. Ames, "Safety-critical event triggered control via input-to-state safe barrier functions," *IEEE Control Systems Letters*, vol. 5, no. 3, pp. 749–754, 2021.
- [24] L. Long and J. Wang, "Safety-critical dynamic event-triggered control of nonlinear systems," *Systems & Control Letters*, vol. 162, p. 105176, 2022.
- [25] S. Koga, S. Demir, and M. Krstic, "Event-triggered safe stabilizing boundary control for the stefan pde system with actuator dynamics," *arXiv preprint arXiv:2210.01454*, 2022.
- [26] W. Xiao, C. Belta, and C. G. Cassandras, "Event-triggered control for safety-critical systems with unknown dynamics," *IEEE Transactions on Automatic Control*, pp. 1–16, 2022.
- [27] F. Blanchini, "Set invariance in control," *Automatica*, vol. 35, no. 11, pp. 1747–1767, 1999.
- [28] T. G. Molnar, R. Cosner, A. Singletary, W. Ubellacker, and A. Ames, "Model-free safety-critical control for robotic systems," *IEEE Robotics and Automation Letters*, vol. 7, no. 2, pp. 944–951, 2022.
- [29] A. D. Ames, J. W. Grizzle, and P. Tabuada, "Control barrier function based quadratic programs with application to adaptive cruise control," in *IEEE Conf. on Decision and Control*, (Los Angeles, CA), pp. 6271–6278, Dec. 2014.
- [30] C. Liang and H. Peng, "String stability analysis of adaptive cruise controlled vehicles," *JSME International Journal Series C Mechanical Systems, Machine Elements and Manufacturing*, vol. 43, no. 3, pp. 671–677, 2000.
- [31] P. Ioannou and C. Chien, "Autonomous intelligent cruise control," *IEEE Transactions on Vehicular Technology*, vol. 42, no. 4, pp. 657–672, 1993.
- [32] C. Wu, Z. Xu, Y. Liu, C. Fu, K. Li, and M. Hu, "Spacing policies for adaptive cruise control: A survey," *IEEE Access*, vol. 8, pp. 50149–50162, 2020.