

VALOR: Vision-Audio-Language Omni-Perception Pretraining Model and Dataset

Jing Liu*, Sihan Chen*, Xingjian He, Longteng Guo, Xinxin Zhu, Weining Wang,
Jinhui Tang, *Senior Member, IEEE*

Abstract—In this paper, we propose a **V**ision-**A**udio-**L**anguage **O**mnipe**R**ception pretraining model (VALOR) for multi-modal understanding and generation. Different from widely-studied vision-language pretraining models, VALOR jointly models relationships of vision, audio and language in an end-to-end manner. It contains three separate encoders for single modality representations, and a decoder for multimodal conditional text generation. We design two pretext tasks to pretrain VALOR model, including Multimodal Grouping Alignment (MGA) and Multimodal Grouping Captioning (MGC). MGA projects vision, language and audio to the same common space, building vision-language, audio-language and audiovisual-language alignment simultaneously. MGC learns how to generate text tokens in conditions of vision, audio or their both. To promote vision-audio-language pretraining research, we construct a large-scale high-quality tri-modality dataset named VALOR-1M, which contains 1M audible videos with human annotated audiovisual captions. Extensive experiments show that VALOR can learn strong multimodal correlations and be generalized to various downstream tasks (e.g., retrieval, captioning and question answering), with different input modalities (e.g., vision-language, audio-language and audiovisual-language). VALOR achieves new state-of-the-art performances on series of public cross-modality benchmarks. Code and data are available at project page <https://casia-iva-group.github.io/projects/VALOR>.

Index Terms—Vision-Audio-Language Pretraining, Multimodal Understanding, Multimodal Pretraining

1 INTRODUCTION

As human beings, we perceive information from environment through multiple mediums (e.g. looking, reading, hearing, touching or smelling), and further understand or interact with the world based on those multimodal clues. An ideal intelligent system should also imitate this, to develop both cross-modal understanding and generation capabilities. Various cross-modality applications has been extensively studied, among which vision-language tasks take the main part, including text-to-vision retrieval [1], [2], vision captioning [3], [4], [5] and visual question answering [6], [7]. Fortunately, inspired by the great success of self-supervised pretraining methods in natural language processing [8], [9], [10], vision-language pretraining has developed rapidly, and achieved dominated performances over traditional methods on various of vision-language benchmarks.

However, we argue that modeling relationship between vision and language is far from enough to establish a powerful multimodal system and additionally introducing audio modality to build tri-modality interactions is necessary. On one hand, audio signal usually contains semantic meanings complementary to vision, and thus utilizing three modalities can help machine understand surroundings more

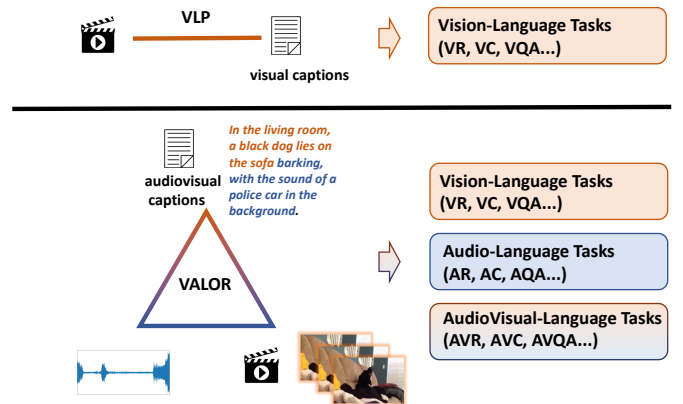


Fig. 1: VALOR takes correlated vision-audio-language data for pretraining, and can generalize to multiple tasks. AVR/VR/AR represent text-to-audiovisual/visual/audio retrieval, AVC/VC/AC represent audiovisual/visual/audio captioning, and AVQA/VQA/AQA represent audiovisual/visual/audio question answering, respectively. Click the button to play the audio.

- Jing Liu (corresponding author) and Sihan Chen contribute equally to this paper, and they are with School of Artificial Intelligence, University of Chinese Academy of Sciences and National Laboratory of Pattern Recognition, Institute of Automation, Chinese Academy of Sciences. Email: {jliu, sihan.chen}@nlpr.ia.ac.cn. Xingjian He, Longteng Guo, Xinxin Zhu and Weining Wang are with National Laboratory of Pattern Recognition, Institute of Automation, Chinese Academy of Sciences. Email: longtengguo1993@gmail.com, {xingjian.he, xinxin.zhu, weining.wang}@nlpr.ia.ac.cn. Jinhui Tang is with Nanjing University of Science and Technology, School of Computer Science and Engineering. Email: jinhuitang@njust.edu.cn

comprehensively and accurately. As the example in Figure 1 shown, we can only know what's going on inside the room through observing video frames, but miss perceptions about the outside police car unless we hear the police siren. On the other hand, modeling three modalities in a unified end-to-end framework can enhance model's generalization capabilities, and benefit various of vision-language, audio-language, audiovisual-language and vision-audio downstream tasks.

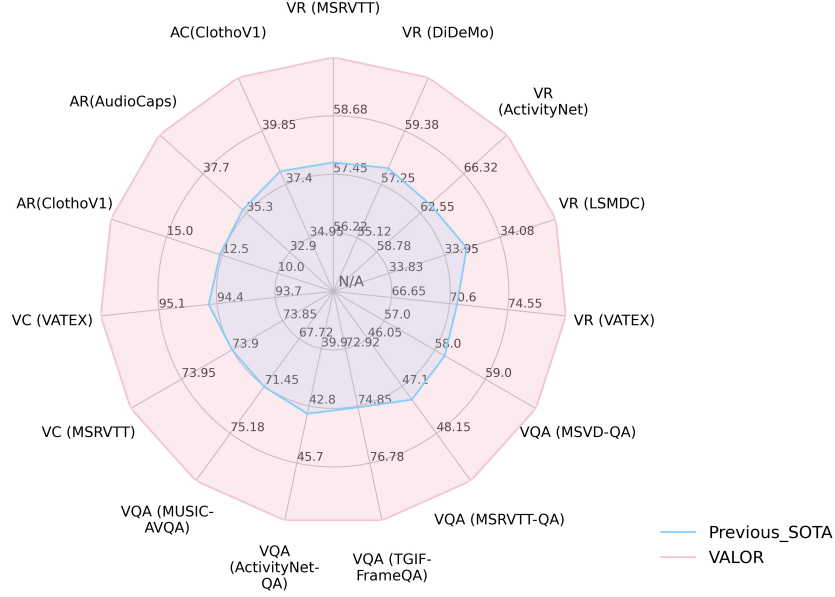


Fig. 2: VALOR achieves state-of-the-art performances on a broad range of tasks compared with other customized or foundation models. VR, VC, VQA represent text-to-video retrieval, video captioning and video QA, respectively.

To this end, as shown in Figure 1, we propose a **V**ision-**A**udio-**L**anguage **O**mnipe**R**ception pretraining model (VALOR) to build universal connections among three modalities, and to fulfill tri-modality understanding and generation. As shown in Figure 5, VALOR encodes vision, audio and language separately with three single-modality encoders, and use a multimodal decoder for conditional text generation. Two pretext tasks, i.e., Multimodal Grouping Alignment (MGA) and Multimodal Grouping Captioning (MGC) are designed to endow VALOR with the capabilities to tackle both discriminative and generative tasks. Specifically, MGA projects three modalities into the same common space, and establishes fine-grained alignment between three modality groups including vision-language, audio-language and audiovisual-language via contrastive learning. MGC demands models to reconstruct randomly masked text tokens, conditioned by vision, audio, or their both via cross attention layers. Thanks to modality grouping strategy, VALOR can learn how to align or generate text according to different modality combinations, and such capabilities can be transferred to various kinds of cross-modality downstream tasks, including video/audio/audiosvisual retrieval, captioning or question answering.

In addition, we argue that strong correlated vision-audio-language triplets are indispensable for training strong tri-modality models. Current public vision-language datasets are incapable of tri-modality pretraining for that i) all image-language datasets and some video-language datasets like WebVid-2.5M [13] do not contain audio signals. ii) Even if some video-language datasets like HowTo100M [11] and HD_VILA_100M [12] contain audio modality, their audios are limited to human speech with less diversity, and their texts are ASR transcriptions instead of objective descriptions, which are overlapped with speech. To overcome above restrictions, we construct a large-scale high-quality vision-audio-language dataset (VALOR-1M) to promote tri-modality pretraining researches. It contains one million

open-domain audiable videos, each of which is manually annotated with one audiovisual caption, describing both audio and visual contents simultaneously. VALOR-1M’s strong vision-language and audio-language correlations, and its large scaling make it the best choice for tri-modality pretraining. Besides VALOR-1M, we also establish a new benchmark VALOR-32K for evaluations on audiovisual-language capabilities. It contains two new tasks, including audiovisual-retrieval (AVR) and audiovisual captioning (AVC).

Extensive ablation studies have been conducted to demonstrate effectiveness of proposed VALOR model and modality grouping strategy. Both quantitative and qualitative results prove that VALOR can utilize audiovisual clues for AVR and AVC tasks effectively. We extensively validate VALOR on series of public video-language, image-language and audio-language benchmarks, and it achieved series of new state-of-the-art results. Specifically, as shown in Figure 2, VALOR outperforms previous state-of-the-art methods by 3.8%, 6.2%, 12.7%, 0.6%, 10.4% (R@1) on text-to-video retrieval benchmarks including MSRVTT, DiDeMo, ActivityNet, LSMDC and VATEX; 3.8%, 3.4%, 5.1%, 12.5% (Acc) on Open-ended video question answering benchmarks including MSRVTT-QA, MSVD-QA, TGIF-FrameQA and ActivityNet-QA; 38.9%, 13.0% (R@1) on text-to-audio retrieval benchmarks including ClothoV1 and AudioCaps. In addition, VALOR outperforms GIT2 big model [14] on VATEX captioning benchmark with only 0.26% training data and 11.6% parameters.

Overall, the contribution of this work can be summarized as follows:

- I) We proposed an omni-perception pretraining model (VALOR), which establishes correlations among vision, audio and language for tri-modality understanding and generation.
- II) We introduced MGA and MGC pretraining tasks with modality grouping strategy to enhance model’s generaliza-

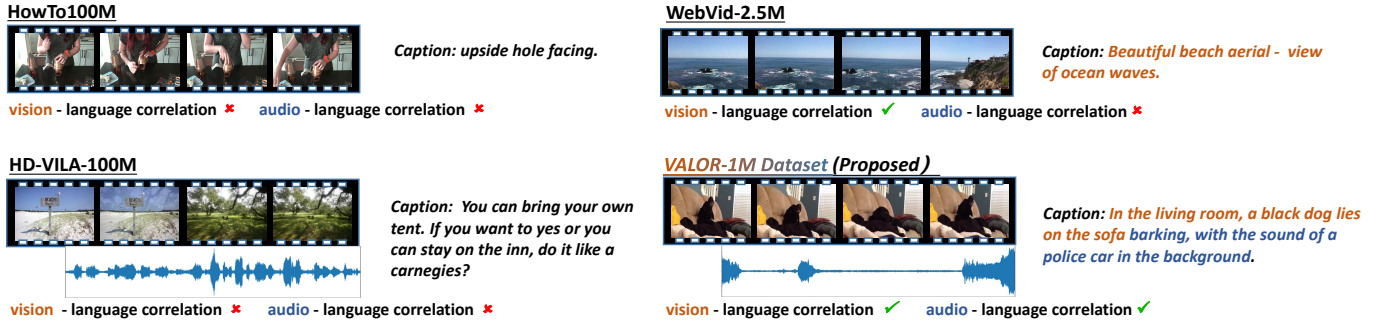


Fig. 3: Visualizations of video-language pretraining datasets including HowTo100M [11], HD_VILA_100M [12], WebVid-2,5M [13] and VALOR-1M. Click the buttons to play the audio.

tion capability with different modality inputs.

III) We proposed VALOR-1M dataset which is the first large-scale human-annotated tri-modality dataset to promote vision-audio-language researches, and VALOR-32K benchmark for evaluations on audiovisual-language capabilities.

IV) Pretrained on VALOR-1M and current public vision-language datasets, VALOR has achieved new state-of-the-art performances on series of cross-modality benchmarks with evident improvements.

2 RELATED WORK

In this section, we first introduce common cross-modality datasets used for multimodal pretraining. After that we review vision-language pretraining methods. At last, we introduce typical methods utilizing more modalities beyond vision and text for video-language learning.

2.1 Cross-Modality Datasets for Multimodal Pretraining

Generally, an ideal vision-language pretraining dataset should meet two basic demands, large scaling enough and strong visual-textual correlations. Considering that sentence-level caption annotations are much more resource-consuming than word-level label tagging, some methods attempt to collect videos which contain human speech, and extract ASR transcriptions as captions. For example, Miech et al. collected HowTo100M [11], which consists of 136M video clips sourced from 1.22M narrated instructional YouTube videos, and it has become the main-stream dataset used by early video-language pretraining methods. Zellers et al. followed this approach and proposed YT-Temporal-180M [15] which contains 180M clips from 6M YouTube videos. Xue et al. collected HD_VILA_100M [12] that consists of 100M clips from 3.3M YouTube videos, with more diversity and larger image resolution.

However, although this route can be friendly scaled up to get large amount of video-text pairs, the quality of captions are not satisfying. Besides probable speech recognition errors, ASR transcriptions usually convey subjective ideas and opinions of speakers, instead of objective descriptions of static objects and happening events. Even if some transcriptions indeed reflect visual contents, there exists temporal misalignment problem that they may correspond

to video clips before or after [16]. To overcome this problem and pursue both quantity and quality, Bain et al. followed collection procedures of image-language Conceptual Captions datasets (CC3M [17], CC12M [18]), and collected WebVid [13], which consists of 2.5M videos paired with alt-texts. Although sometimes unfluent and incomplete, alt-texts have overall stronger correlations to video contents than ASR transcriptions, and have been widely used by latest video-language pretraining methods. However, none of datasets mentioned above support vision-audio-language pretraining, due to the missing of audio-language correlations, which motivates us to collect VALOR-1M dataset to push tri-modality pretraining development.

2.2 Vision-Language Pretraining

Influenced by the success of BERT [8], vision-language pretraining has got rapid development, we summarize several main research directions as following.

I) **Cross-Modality Pretraining Framework Design.** According to different network architectures, vision-language models can be mainly divided into dual-encoder paradigm [19], [20] and fusion-encoder paradigm [21], [22]. The former fuses vision and language lightly at the output of encoders by simple dot-product, which can be efficiently used for cross modality retrieval and zero-shot classification. The latter use co-attention [22] or merge-attention [21] to fuse two modalities deeply, which are good at more fine-grained tasks like captioning or VQA. In addition, various of self-supervised pretext tasks have been proposed for better cross-modality feature representation learning, including masked language modeling (MLM) [21], masked vision modeling (MVM) [21], [23], vision-text matching (VTM) [21], [24], vision-text contrastive learning (VTC) [13], [25], etc. With regards to visual representations, early methods separately use off-line object detectors (e.g., Faster-RCNN [26]) to extract object-level image features or 3D convolutional neural networks (e.g., S3D [19]) to extract clip-level video features. With the emerging of vision transformers [27], [28], image-language and video-language can be unified by feeding models images or sparsely sampled frames.

II) **Unified Multi-Task Modeling.** This series of works attempts to universally model different tasks with a unified framework and remove task-specific finetuning heads, to utilize pretraining data more efficiently. VL-T5 [29] first

uses a sequence-to-sequence framework to model vision-language tasks like VQA and visual grounding. Later, fine-grained localization tasks like object detection and text-to-image generation are also integrated [30], [31], [32], through box coordinates tokenization [33] or image tokenization [34], respectively. Besides sequence-to-sequence framework, some works also unify multiple vision-language tasks via contrastive learning [35] or masked language modeling [36]. However, even if above methods have unified multiple tasks, they are constrained in vision-language domain. In comparison, VALOR can generalize to vision-audio-language domain, and suitable for partial- and omni-perception tasks.

III) Vision-Language Foundation Models. Vision-language models trained with extremely huge data and parameters are usually called big models or foundation models, and are often supervised with contrastive learning [37], [38], [39], [40], language modeling [14], [41], [42], [43], or both [44]. Foundation models have achieved dominated performances on vision-language benchmarks. For example, Flamingo [42] increases model size to 80.2B parameters and got 84.0 Acc score on VQAv2 dataset, while GIT2 [14] increases data size to 12.9B image-text pairs and achieved 149.8 CIDEr score on COCO caption benchmark. However, due to high demands on computing resources, data storage and complicated distributed training, scaling vision-language pretraining models from parameter and data dimensions shows limited efficiency. In comparison, we assume that VALOR can be viewed as scaling up from modality dimension, by introducing audio and building tri-modality connections, which is effective and more efficient.

2.3 Auxiliary Modality Enhanced Video-Language Understanding

Considering videos are naturally multimodal medium and each modality contains rich semantic meanings, some approaches exploited more modalities to enhance video-language learning. MMT [45] proposes a multimodal transformer to fuse seven modality experts for text-to-video retrieval. SMPFF [46] additionally introduce objective and audio features to improve video captioning. In large-scale pre-training scenario, audio and subtitle are the most commonly used auxiliary modalities to strengthen video representation. UniVL [47], VLM [48] and MV-GPT [19] fuse video and subtitle modalities, and pretrain on HowTo100M dataset for video captioning. VALUE [49] further exploit subtitle enhancement on more tasks including video retrieval and QA. With regards to audio enhancement, AVLNet [50] and MCN [51] utilize audio to enhance text-to-video retrieval. VATT [52] proposed a hierarchical contrastive loss for text-video and video-audio alignment, but it targets at learning single-modality representations instead of improving cross-modality capabilities. MERLOT Reserve [15] and i-Code [53] also take vision, audio and language as input for pretraining, but has essential differences with VALOR in that i) those methods has severe pretraining-finetuning inconsistency. Specifically, the audio-language relation are between human speech and ASR transcriptions during pretraining, but general audios and objective descriptions during finetuning. By contrast, VALOR is trained on strong correlated tri-modality

dataset and keeps pretraining-finetuning consistency, which makes it can generalize to video-language, audio-language and audiovisual-language tasks. ii) those methods only targets at discriminative tasks like video QA, while VALOR can tackle discriminative, contrastive and generative tasks, thanks to the unified architecture and designed pretraining tasks.

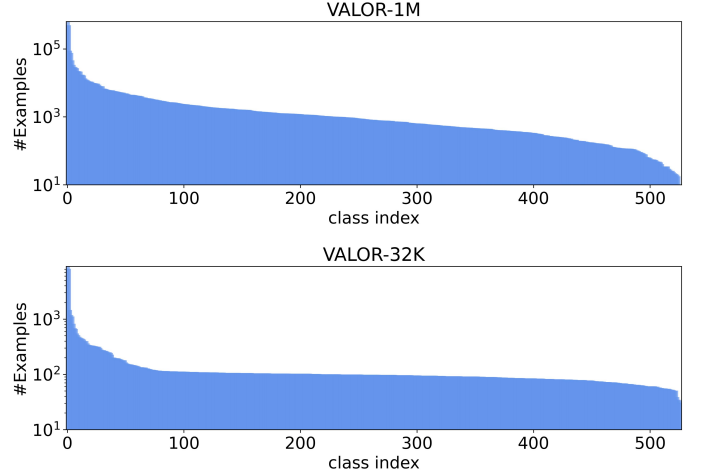


Fig. 4: The distributions of audio classes in VALOR-1M and VALOR-32K.

3 VALOR DATASET FOR AUDIOVISUAL-LANGUAGE PRETRAINING

As explained in Section 2.1, video-language datasets whose captions are ASR transcriptions or alt-texts are not best choices for vision-audio-language pretraining, due to the lack of explicit correspondence between textual sentences and audio concepts. To overcome this, we propose a vision-audio-language correlated dataset VALOR for tri-modality model pretraining and benchmarking, by annotating public audiovisual data. In the following subsections, we elaborate data collection, annotation and benchmarking process, and then analysis the characteristics of VALOR dataset.

3.1 AudioVisual Data Collection

Ideally, videos of vision-audio-language dataset should contain both visual and audio tracks, with high quality and diversity. To this end, we choose videos from AudioSet [66], a large-scale dataset collected for audio event recognition. Specifically, AudioSet contains over 2 million 10-second video clips excised from YouTube videos and each video is labeled from 527 audio classes, according to a hierarchical ontology. It is split into a 2M unbalanced train set, a 22k balanced train set and a 20k evaluation set. In balanced train and evaluation set, each audio class have comparable number of videos, while the class distribution in unbalanced train set is not restricted. We downloaded videos of AudioSet whose YouTube urls are still available, filtered low-quality broken videos, and finally achieved around 1M videos. Following [66], we split the dataset into VALOR-1M as tri-modality pretraining dataset and VALOR-32K as audiovisual-language downstream benchmark dataset,

TABLE 1: Statistics of common public video-language pretraining datasets and downstream benchmark datasets. Audio: dataset contains audio or not. V-L: vision-language correlation. A-L: audio-language correlation. #Example: the number of videos/audios/images. #Clips: the number of video clips or audio clips. Len_{Cap}: average caption length. ACD: audio concepts density.

Dataset	Caption	Task	Domain	Audio	V-L	A-L	#Example	#Clips	Len _{Cap}	ACD (%)
<i>Pretraining Datasets</i>										
HowTo100M [11]	ASR	-	Instructional	✓	✗	✗	1.22M	136M	4.0	3.4
HD_VILA_100M [12]	ASR	-	Open	✓	✗	✗	3.3M	103M	32.5	1.1
WebVid-2.5M [13]	Alt-text	-	Open	✗	✓	✗	2.5M	2.5M	14.2	3.3
CC3M [17]	Alt-text	-	Open	✗	✓	✗	3.3M	-	-	3.0
VALOR-1M	Manual	-	Open	✓	✓	✓	1.18M	1.18M	16.4	9.7
<i>Downstream Benchmarks</i>										
MSVD [54]	Manual	VR,VC,VQA	Open	✗	✓	✗	2K	2K	7.0	6.7
MSRVT [55]	Manual	VR,VC,VQA	Open	✓	✓	✗	7K	10K	9.3	4.7
VATEX [56]	Manual	VR,VC	Open	✓	✓	✗	41.3K	41.3K	14.3	4.1
YouCook2 [57]	Manual	VR,VC	Cooking	✓	✓	✗	2K	15.4K	8.8	4.3
DiDeMo [58]	Manual	VR	Open	✓	✓	✗	10.5K	26.9K	8.0	6.3
ActivityNet [59]	Manual	VR,VC	Action	✓	✓	✗	20K	100k	13.5	3.4
LSMDC [60]	Manual	VR	Movie	✓	✓	✗	202	118K	9.1	2.5
ClothoV1 [61]	Manual	AR,AC	Open	✓	✗	✓	5.0K	5.0K	11.3	10.4
AudioCaps [62]	Manual	AR,AC	Open	✓	✗	✓	51.3K	51.3K	8.8	17.3
Pano-AVQA [63]	Manual	AVQA	Panoramic	✓	✓	✓	5.4K	5.4K	-	-
MUSIC-AVQA [64]	Manual	AVQA	Music	✓	✓	✓	9.3K	9.3K	-	-
AVQA [65]	Manual	AVQA	Open	✓	✓	✓	57K	57K	-	-
VALOR-32K	Manual	AVR, AVC	Open	✓	✓	✓	32K	32K	19.8	9.1

according to audio class distributions. Specifically, Videos of VALOR-1M originate from unbalanced train set of AudioSet, and videos of VALOR-32K originate from balanced train and evaluation set of AudioSet. As Fig 4 shown, VALOR-32K have more balanced audio class distribution compared to VALOR-1M.

3.2 AudioVisual Caption Annotation

We take the paid labeling manner to acquire audiovisual descriptions for VALOR datasets. Considering that this annotation task is novel and more complicated than traditional video description annotation, we design a three-step interactive annotating procedure.

Step1, annotator training. We conduct online training for 500 annotators, emphasizing that important components like main bodies, activities, scenes, objects, and sounds should be comprehensively reflected in descriptions. Some video-audiovisual caption pairs are provided by us to help annotators be familiar with annotation formats in advance. We also provide a dictionary that maps videoIDs to their AudioSet labels, and annotators are encouraged to query those labels first as prior references, before audiovisual description annotation.

Step2, first-stage annotation. At this stage, we provide videos of VALOR-32K to annotators. The annotated descriptions are manually checked by us, and we feedback common problems and corresponding videoIDs. Then annotators are asked to re-annotate those unsatisfying exsamples, and build deeper understanding about annotation demands.

Step3, second-stage annotation. At this stage, annotators write audiovisual descriptions for videos of VALOR-1M. Each description is further checked by three annotators to ensure annotation quality, and needed to be re-annotated if more than one annotator assumed it not satisfying. The

whole annotation and checking processes have taken about 2 months.

3.3 VALOR-32K Benchmark

Considering that current established audiovisual-language benchmarks only target at question answering (AVQA) [63], [64], [65], we established VALOR-32K benchmark to enlarge evaluation task fields, which consists of two tasks including audiovisual retrieval (AVR) and audiovisual captioning (AVC). As shown in Figure 8, AVC demands models to generate audiovisual captions for audible videos and in AVR task, models are required to retrieve the most matching video candidate according to given audiovisual caption queries. Both AVR and AVC tasks are more challenging than existing text-to-video retrieval and video captioning tasks due to the introduction of audio modality. VALOR-32K are splitted into 25K/3.5K/3.5K videos for training, validation and testing, respectively. The same evaluation metrics of video retrieval and video captioning are utilized for AVR and AVC tasks evaluation.

3.4 Characteristics of VALOR Dataset

VALOR dataset is the first large-scale vision-audio-language strong-correlated dataset, and its biggest highlights lie in rich audio concepts and audiovisual captions. We make quantitative and qualitative comparisons between VALOR dataset and public video-language datasets in this subsection.

Quantitative Comparison. To evaluate the richness of mentioned audio concepts in captions of different datasets, we define a metric named audio concept density (ACD). We established an audio concept set according to the 632 audio classes ontology proposed by [66]. Specifically, we split one class if it contains multiple similar concepts separated by

comma, convert all words to lowercase and remove punctuations. To the end, we got 759 audio concepts. Given one caption, we preprocess it by removing punctuations and converting to lowercase, and then detect the existence of every audio concept. After iterating the whole dataset, ACD metric can be computed as follows:

$$ACD = \frac{N_{AC}}{N_W} \quad (1)$$

where N_{AC} equals to total number of detected audio concepts and N_W is total number of words. As shown in Table 1, ACD metric of VALOR dataset is much bigger than other video-language datasets. In addition, the average caption length of VALOR-1M and VALOR-32K is 16.4 and 19.8, respectively, which is much longer than other datasets like WebVid-2.5M (14.2), CC3M (10.3), thanks to additional audio-related descriptions and high annotation quality.

Qualitative Comparison. We compare VALOR-1M to ASR transcription captions based datasets like HowTo100M and HD_VILA_100M, and alt-text captions based dataset like WebVid-2.5M. As figure 3 shown, captions of HowTo100M dataset are incomplete sentences which can not even understood by people, let alone vision-language correlations. Captions in HD_VILA_100M are more completed, but vision-language correlations are still weak. Specifically, the caption is transcribed from a dialog that two people are talking about vacation recommendations, but important visual concepts like blue sky, wooden sign, and trees are not reflected in captions at all. Captions in WebVid-2.5M has stronger visual correlation and cover more visual concepts, but they contain less audio concepts or direct descriptions about audio signal. By contrast, the annotations of VALOR focus on visual and audio clues simultaneously, reflected by the mentioned visual concepts like black dog and sofa, and audio concepts like police alarm in the example.

4 VALOR MODEL

We expect VALOR model to meet following demands. I) It can be trained fully end-to-end, avoid of pre-extracting vision or audio features, so that single modality encoders can be tuned together to learn representations good at vision-audio-language interactions. II) Cross-modality alignment, discriminative and generative capabilities should be learned to improve VALOR’s adaptive capability for broader cross-modality tasks. III) Considering that different modalities are used in different downstream fields, VALOR should learn more generalized cross-modality capabilities, instead of restrained into specific modality group. To this end, we made dedicate designs about model architecture and pretraining tasks, which will be elaborated in the following subsections.

4.1 Model Architecture

As shown in figure 5, VALOR consists of a text encoder, a vision encoder, an audio encoder and a multimodal decoder. This architecture attributes single-modality representation learning to separate encoders, whose parameters can be inherited from pretrained models to speed up convergence and improve performances.

Text Encoder. BERT [8] model is used as text encoder. The raw sentences are first tokenized by BERT’s tokenizer whose vocabulary size equals to 30522. The input are summation of word embeddings and positional embeddings. The output text features are $F_t \in \mathbb{R}^{N_t \times C_t}$, where N_t and C_t are pre-defined max token length and hidden size, respectively.

Vision Encoder. We have tried two vision encoders including CLIP [37] and VideoSwin Transformer [67]. Both models can take image or video singals as input. For video inputs, we sparsely sample N_v frames from a video clip, and use patch embedding layers to encode patches. The output feature is $F_v \in \mathbb{R}^{N_v \times S_v \times C_v}$, where S_v is sequence length and C_v is hidden size. Frames are independently passed through CLIP encoder, while make interactions via temporal window attention in VideoSwin Transformer. For image inputs N_v equals to one.

Audio Encoder. Audio spectrogram transformer (AST) [68], [69] pretrained on AudioSet is used as audio encoder. Given an audio waveform, we split it into multiple 5 seconds long audio clips and random sample N_a clips as input. Audio Clips are converted to 64-dimensional log Mel filterbank features computed with a 25ms Hamming window every 10ms. This results in a 64×512 spectrogram for each clip. After that the spectrograms are splited into patches, passed through patch embedding layer and fed into audio encoder. The output feature is $F_a \in \mathbb{R}^{N_a \times S_a \times C_a}$, where S_a is sequence length and C_a is hidden size.

Multimodal Decoder. We use pretrained BERT as multimodal decoder. A cross-attention layer is added between self-attention layer and feed-forward layer in every transformer block, whose parameters are randomly initialized. In cross-attention layer, text feature attends to conditional features which can be the output video features, audio features or their concatenation. Except for cross-attention layers, multimodal decoder share parameters with text encoder.

4.2 Vision-Audio-Language Cross-Modality Learning

We propose Multimodal Grouping Alignment (MGA) and Multimodal Grouping Captioning (MGC) tasks to conduct unified vision-audio-language learning. They are separately implemented by contrastive learning and causal masked language modeling, based on modality grouping strategy. We mainly consider three modality groups including text-vision group (T-V), text-audio group (T-A), and text-audiovisual group (T-AV), corresponding to three kinds of mainstream downstream tasks (vision-language, audio-language and audiovisual-language tasks). This strategy is necessary, imaging that only one modality group (T-AV) is learned during pretraining, the performances on vision-language and audio-language tasks will be restricted, because of the pretrain-finetune modality inconsistency.

Multimodal Grouping Alignment (MGA). We build fine-grained alignment between text and modality X via contrastive learning, and X represents different modalities including vision (V), audio (A) and audiovisual (AV). Text and modality X are considered as positive sample if they match, and negative sample if they do not. Bi-directional contrastive loss is computed in batches to pull together

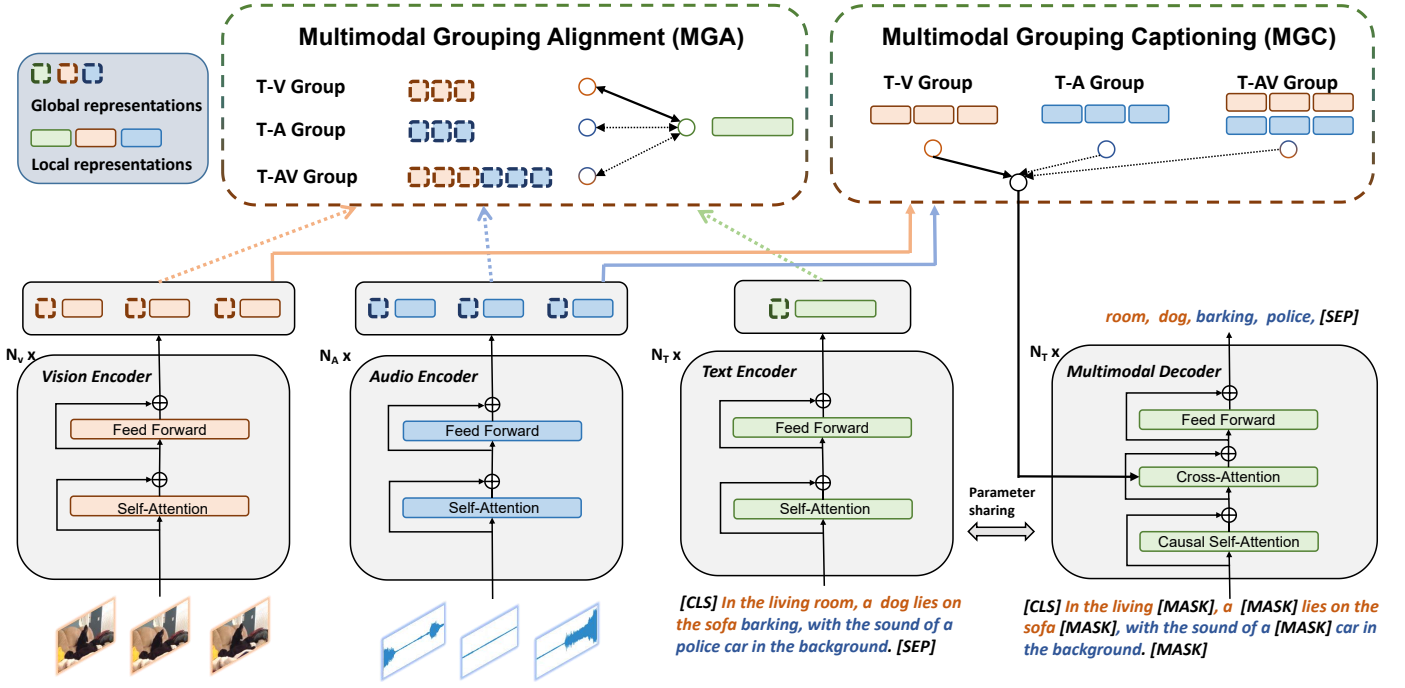


Fig. 5: Illustration of the overall pretraining framework of VALOR. VALOR uses three separate encoders to achieve single modality representations, and a multimodal decoder which partly shares parameters with text encoder is used for text generation. MGA and MGC tasks based on modality grouping strategy are used to improve VALOR’s generalization capability to different kinds of tasks and modalities.

positive samples and push away negative samples, which can be formulated as follows:

$$L_{MGA(T-X)} = -\frac{1}{2} \sum_{i=1}^B \log \frac{\exp(s(T_i, X_i)/\tau)}{\sum_{j=1}^B \exp(s(T_i, X_j)/\tau)} - \frac{1}{2} \sum_{i=1}^B \log \frac{\exp(s(T_i, X_i)/\tau)}{\sum_{j=1}^B \exp(s(T_j, X_i)/\tau)} \quad (2)$$

where $s(\cdot, \cdot)$ and τ denotes similarity function and temperature, respectively.

With regards to similarity computation $s(\cdot, \cdot)$, instead of directly aligning global representations of text and modality X , we build fine-grained correlations between every text token and every video frame or audio clip. Specifically, we first extract global representations for each video frame and audio clip by global average pooling or using [CLS] token feature, and then tri-modality features are projected into the same normalized semantic space via three linear projection layers. The normalized features are represented as $e_t \in \mathbb{R}^{N_t \times C}$, $e_v \in \mathbb{R}^{N_v \times C}$, and $e_a \in \mathbb{R}^{N_a \times C}$, respectively, and C is common hidden size. The audiovisual feature $e_{av} \in \mathbb{R}^{(N_v+N_a) \times C}$ is the concatenation of e_v and e_a . Then the fine-grained similarity matrix $S_{TX} \in \mathbb{R}^{N_t \times N_x}$ is computed by dot product of e_t and e_x , where $e_x \in (e_v, e_a, e_{av})$, and overall similarity is the summation of bi-directional scores, each of which is computed by maximizing S_{TX} along one matrix dimension, followed by taking average along the other dimension. Considering that different text tokens, visual frames or audio clips are not equally informative, we use learnable weighted average rather than equal average. The weights are achieved by feeding each

modality features e_t , e_v and e_a to independent linear layers and normalized with softmax function. The above process can be formulated as:

$$s(T, X) = \frac{1}{2} \sum_{i=1}^{N_t} f_{t,\theta}^i(e_t) \max_{j=1}^{N_x} (e_t^i)^T e_x^j + \frac{1}{2} \sum_{j=1}^{N_x} f_{x,\theta}^j(e_x) \max_{i=1}^{N_t} (e_{av}^j)^T e_t^i \quad (3)$$

where f_θ represents the linear layers with weights $W \in \mathbb{R}^{C \times 1}$. Total MGA loss is the average of three grouping alignment losses:

$$L_{MGA} = \frac{1}{3} (L_{MGA(T-AV)} + L_{MGA(T-V)} + L_{MGA(T-A)}) \quad (4)$$

Multimodal Grouping Captioning (MGC). Causal masked language modeling are used for this task. Specifically, input text tokens of multimodal decoder are randomly replaced with [MASK] tokens with 60% probability, and their output features are fed into a MLP layer to reconstruct original tokens. In self-attention layers of multimodal decoder, causal attention mask is used to prevent information leakage and keep consistence with autoregressive inference process. Text, vision and audio features are fused through cross attention layers. Before fusion, we first reshape F_a and F_v into two dimensions by flattening along temporal dimension, and transform them to same hidden size through linear layers, which results in $F'_a \in \mathbb{R}^{n_v \times C'}$ and $F'_v \in \mathbb{R}^{n_a \times C'}$, where $n_v = N_v \times S_v$, $n_a = N_a \times S_a$ and C' equals to multimodal decoder’s hidden size. The fusion audiovisual

TABLE 2: Model configurations of VALOR_B and VALOR_L. #Example: total number of used vision-text pairs or vision-audio-text triplets. Res: resolution of images or video frames.

Model	Tri-modality dataset	Dual-modality dataset	#Example	Vision encoder	Batch size	Iteration	Params	Res
VALOR _B	VALOR-1M	WebVid-2.5M+CC3M	6.5M	Video Swin _B	512	200K	342M	224
VALOR _L	VALOR-1M	WebVid-2.5M+CC14M+HD_VILA_10M	33.5M	CLIP _L	1024	500K	593M	224

feature $F_{av} \in \mathbb{R}^{(n_v+n_a) \times C'}$ is the concatenation of them along sequence dimension. MGC loss with modality X as condition can be formulated as:

$$L_{MGC(T-X)} = -\mathbb{E}_{(T,X) \in D} \log P(T_m | T_{<m}, F_x) \quad (5)$$

where D , T_m and $T_{<m}$ denote the training batch, masked token, and tokens ahead of current masked token, respectively, and $F_x \in (F_{v'}, F_{a'}, F_{av})$. Total MGC loss is the average of three grouping captioning losses:

$$L_{MGC} = \frac{1}{3}(L_{MGC(T-AV)} + L_{MGC(T-V)} + L_{MGC(T-A)}) \quad (6)$$

In each training step, MGA and MGC is optimized simultaneously, with a tunable hypeparameter α to control the ratio of two tasks, so the whole training loss is formulated as :

$$L = \alpha L_{MGA} + L_{MGC} \quad (7)$$

4.3 Adaptation to Downstream Tasks

Thanks to MGA and MGC pretraining tasks introduced above, VALOR can be easily adapted to different types of downstream tasks and modalities. For retrieval tasks (AVR, VR, AR), we use $L_{MGA(T-AV)}$, $L_{MGA(T-V)}$, $L_{MGA(T-A)}$ as training objective, respectively, and multimodal decoder is not used. At inference time, we compute the similarity scores between each query and all candidates through Eqn. 3, and rank all candidates.

For captioning tasks (AVC, VC, AC), we use $L_{MGC(T-AV)}$, $L_{MGC(T-V)}$, $L_{MGC(T-A)}$ as training objective, respectively. Text tokens are generated autoregressively during inference. Specifically, “[CLS] [MASK]” is fed to predict the first token [TK1], and “[CLS] [TK1] [MASK]” is fed to predict next token. The process is repeated until [SEP] token is generated.

For question answering tasks (AVQA, VQA, AQA), we formulate them as generative problem, so answers can be predicted from the whole vocabulary instead of pre-defined top-k high frequency answer candidate sets. During training, MGC loss is used as training objective like captioning tasks. Specifically, question tokens and answer tokens are concatenated to be fed into decoder, and only answer tokens are masked while question tokens are all kept visible. The self-attention masks in multimodal decoder are bi-directional for question tokens and causal for answer tokens. The answer inference process is also autoregressive.

5 EXPERIMENTS

In this section, we first introduce basic experiment settings including pretraining datasets, downstream benchmarks and implementation details. After that we compare VALOR

to state-of-the-art methods on various of benchmarks. Finally, we present detailed ablation studies to demonstrate effectiveness of proposed method and visualize VALOR’s prediction results.

5.1 Experiment Settings

5.1.1 Pretraining Datasets

The following 4 datasets are used for VALOR’s pretraining. **VALOR-1M** is the proposed tri-modality dataset, which contains one million open-domain audible videos with manually annotated audiovisual captions.

WebVid-2.5M [13] is a web-crawled dataset which contains about 2.5M videos paired with alt-texts. Recently its larger version, WebVid-10M is also released, but is not utilized in this work.

CC14M is a combination of series of image-language datasets including MSCOCO [90], Visual Genome [91], SBU [92], CC3M [17] and CC12M [18], leading to total 14M images or 20M image-text pairs. We exclude SBU dataset due to that too much images are invalid when downloading.

HD_VILA_100M [12] is a high resolution open-domain video-text datasets. It consists of 100M videos with ASR transcriptions. Due to storage limitation, we only use a randomly sampled 10M videos subset (HD_VILA_10M).

5.1.2 Downstream Tasks

For retrieval tasks, we evaluate VALOR on 9 public datasets including VR (MSRVTT [55], DiDeMo [58], LSMDC [60], ActivityNet [59], VATEX [56] and MSCOCO [90]), AR (ClothoV1 [61] and AudioCaps [62]) and AVR (proposed VALOR-32K). For DiDeMo and ActivityNet datasets, we follow other works to concatenate multiple short temporal descriptions into long sentences, and evaluate paragraph-to-video retrieval. Recall at rank K (R@K, K=1,5,10) are used as metrics.

For captioning tasks, we evaluate VALOR on 7 public datasets including VC (MSVD [54], MSRVTT, VATEX and MSCOCO), AC (ClothoV1 and AudioCaps) and AVC (proposed VALOR-32K). BLEU4 (B4) [93], METEOR (M) [94], ROUGE-L (R) [95], CIDEr (C) [96] and SPICE (S) [97] are used as metrics. During inference, beam search is used and beam size is 3.

For open-ended question answering tasks, we evaluate on 6 public datasets including VQA (MSVD-QA [98], MSRVTT-QA [98], ActivityNet-QA [99], TGIF-Frame QA [100], VQAv2 [101]) and AVQA (MUSIC-AVQA [64]). Accuracy is used as metric. During inference, we use greedy search to generate answers from whole vocabulary with no restrictions.

5.1.3 Implementation Details

All models are trained based on PyTorch framework and 8 Tesla A100 cards. The pretraining learning rate is 1e-4. Warm

TABLE 3: Comparison with state-of-the-art methods on VALOR-32K text-to-audiovisual retrieval benchmark and 5 text-to-video retrieval benchmarks. R@1/R@5/R@10 is reported. #Example represents the number of used vision-text pairs or vision-audio-text triplets. Mod represents utilized modalities and V, A, S is short for vision, audio and subtitle, respectively. +DSL means that using dual softmax [70] post processing during evaluation. Results on VALOR-32K are achieved by us using their public released codes.

Method	#Example	Mod	VALOR-32K	MSRVTT	DiDeMo	ActivityNet	LSMDC	VATEX
<i>Group-A: pretrain with <10M examples</i>								
ClipBert [71]	5.6M	V	-	22.0/46.8/59.9	20.4/48.0/60.8	-	-	-
Frozen [13]	6.1M	V	32.9/60.4/71.2	32.5/61.5/71.2	31.0/59.8/72.4	-	15.0/30.8/39.8	-
BridgeFormer [72]	5.5M	V	-	37.6/64.8/75.1	37.0/62.2/73.9	-	17.9/35.4/44.5	-
MILES [73]	5.5M	V	-	37.7/63.6/73.8	36.6/63.9/74.0	-	17.8/35.6/44.1	-
OA-Trans [74]	5.5M	V	-	35.8/63.4/76.5	34.8/64.4/75.1	-	18.2/34.3/43.7	-
Nagrani et al. [75]	1.03M	V+A	-	35.8/65.1/76.9	-	-	-	-
LF-VILA [76]	8.5M	V	-	-	35.0/64.5/75.8	35.3/65.4/-	-	-
VALOR_B (Ours)	5.5M	V	43.3/70.3/80.0	36.2/64.7/75.4	43.2/73.9/82.4	37.5/67.9/80.4	20.0/39.1/49.0	59.4/90.5/95.4
VALOR_B (Ours)	6.5M	V+A	67.9/89.7/94.4	43.0/72.2/82.1	52.2/80.8/86.8	50.5/79.6/89.1	25.1/45.8/55.2	67.5/94.1/97.4
<i>Group-B: pretrain with >10M examples or inherit CLIP model weights</i>								
SINGULARITY [77]	17M	V	-	41.5/68.7/77.0	53.9/79.4/86.9	47.1/75.5/85.5	-	-
LAVENDER [36]	30M	V	-	40.7/66.9/77.6	53.4/78.6/85.3	-	26.1/46.4/57.3	-
MV-GPT [19]	53M	V+S	-	37.3/65.5/75.1	-	-	-	-
TACo [78]	136M	V	-	28.4/57.8/71.2	-	30.4/61.2/-	-	-
Support-set [79]	136M	V	-	30.1/58.5/69.3	-	29.2/61.6/-	-	44.9/82.1/89.7
MMT [45]	136M	V+A	-	26.6/57.1/69.6	-	28.7/61.4/-	12.9/29.9/40.1	-
AVLNet [50]	136M	V+A	21.6/47.2/59.8	22.5/50.5/64.1	-	-	11.4/26.0/34.6	-
Gabeur et al. [80]	136M	V+A+S	-	28.7/59.5/70.3	-	29.0/61.7/-	-	-
All-in-one [81]	138M	V	-	37.9/68.1/77.1	32.7/61.4/73.5	22.4/53.7/67.7	-	-
VIOLET [82]	186M	V	-	34.5/63.0/73.4	32.6/62.8/74.7	-	16.1/36.6/41.2	-
CLIP4Clip [83]	-	V	43.4/69.9/79.7	44.5/71.4/81.6	43.4/70.2/80.6	40.5/72.4/-	22.6/41.0/49.1	55.9/89.2/95.0
TS2-Net [84]	-	V	-	49.4/75.6/85.3	41.8/71.6/82.0	41.0/73.6/84.5	23.4/42.3/50.9	59.1/90.0/95.2
X-CLIP [85]	-	V	-	49.3/75.8/84.8	47.8/79.3/-	46.2/75.5/-	26.1/48.4/46.7	-
ECLIPSE [86]	-	V+A	-	-	44.2/-/-	45.3/75.7/86.2	-	-
DCR [87]	-	V	-	50.2/76.5/84.7	49.0/76.5/84.5	46.2/77.3/88.2	26.5/47.6/56.8	65.7/92.6/96.7
HunYuan_tvr+DSL [88]	-	V	-	55.0/80.4/86.8	52.1/78.2/85.7	57.3/84.8/93.1	29.7/46.4/55.4	-
CLIP-VIP+DSL [20]	100M	V	-	57.7/80.5/88.2	55.3/82.0/89.3	61.4/85.7/92.6	30.7/51.4/60.6	-
InternVideo+DSL [89]	147.6M	V	-	55.2/-/-	57.9/-/-	62.2/-/-	34.0/-/-	71.1/-/-
VALOR_L (Ours)	33.5M	V+A	73.2/91.6/95.4	54.4/79.8/87.6	57.6/83.3/88.8	63.4/87.8/94.1	31.8/52.8/62.4	76.9/96.7/98.6
VALOR_L+DSL (Ours)	33.5M	V+A	80.9/93.9/97.1	59.9/83.5/89.6	61.5/85.3/90.4	70.1/90.8/95.3	34.2/56.0/64.1	78.5/97.1/98.7

up and linear learning rate decay scheduler is used. For ablation studies, unless specially explained, we use Video Swin Transformer-small pretrained on Kinetics-400 as vision encoder. We pretrain on VALOR-1M for 4 epoch with 512 batch size.

For state-of-the-arts comparison, we train two models with different scales, namely VALOR_B and VALOR_L whose specific configurations are presented in Table 2. Compared to VALOR_B, VALOR_L is trained with more training data, larger batch size, more iterations, and use more powerful vision encoder. Except for different vision encoders, both model use the same text/multimodal encoder (BERT_B) and audio encoder (AST). At each iteration, we sample a dataset according to pre-defined weights, and if a dual-modality dataset is sampled, no audio is used. For each video, we sample 1 video frame and 1 audio clip during pretraining. During finetuning, we use task-specific learning rate and sample numbers.

5.2 Comparison to State-of-the-arts

5.2.1 Video-Language Benchmarks

Text-to-Video Retrieval. As shown in Table 3, VALOR_B outperforms all models in Group-A with evident gaps on VALOR-32K, MSRVTT, DiDeMo and LSMDC datasets. On ActivityNet and VATEX datasets, VALOR_B even surpasses all models in Group-B, with only 6.5M pretraining data, which demonstrates high effectiveness and efficiency of VALOR. We also train a base-level model using only WebVid-2.5M and CC3M and without involving audio in both pretraining and finetuning, which is denoted as VALOR_B⁻. From the comparison between VALOR_B

and VALOR_B⁻ we can find VALOR-1M dataset and audio modality vitals for VALOR’s high performance. In addition, compared with models in Group-B, VALOR_L achieves new SOTA results on MSRVTT, DiDeMo, ActivityNet, LSMDC, VATEX datasets, and outperforms previous SOTA performances (R@1) by 3.8%, 6.2%, 12.7%, 0.6%, 10.4%, respectively. We attribute VALOR’s huge improvements to i) vision-audio-language alignment construction instead of dual modality alignment. ii) fine-grained alignment construction between text and audiovisual signals instead of coarse-grained alignment.

It is noted that VALOR also outperforms methods which additionally utilize audio, subtitle or both modalities [19], [45], [50], [75], [86], demonstrating the effectiveness of fine-grained tri-modality alignment modeling in VALOR, and also the importance of utilizing strong-correlated tri-modality pretraining data. Different from short-form video retrieval datasets (<30s) like MSRVTT and LSMDC, long-form datasets (>1min) including DiDeMo and ActivityNet are more challenging due to more complicated temporal relationship between long videos and paragraphs. VALOR significantly outperforms methods that specializes in long-form video retrieval [76], [86] without bells and whistles, which has shown VALOR’s powerful generalization capabilities given that VALOR only saw short videos (around 10s) during pretraining. In addition, compared with methods [36], [77] who train models with video-text matching (VTM) loss, VALOR possesses higher inference efficiency and performance at the same time.

Video Captioning. As presented in Table 4, VALOR_B outperforms all models in Group-A on 4 benchmarks. In

TABLE 4: Comparison with state-of-the-art methods on VALOR-32K audiovisual captioning benchmark and 3 video captioning benchmarks. Given that most methods use reinforcement learning method [102] to improve model’s performance on VATEX dataset, we also follow them for fair comparison, and corresponding results are marked with *. Results on VALOR-32K are achieved by us using their public released codes.

Method	#Example	Mod	VALOR-32K				MSVD				MSRVTT				VATEX			
			B@4	M	R	C	B@4	M	R	C	B@4	M	R	C	B@4	M	R	C
Group-A: pretrain with <10M examples																		
ORG-TRL [103]	-	V	-	-	-	-	54.3	36.4	73.9	95.2	43.6	28.8	62.1	50.9	32.1	22.2	48.9	49.7
OpenBook [104]	-	V	-	-	-	-	-	-	-	-	42.8	29.3	61.7	52.9	33.9	23.7	50.2	57.5
SwinBERT [105]	-	V	5.4	10.7	27.2	27.3	58.2	41.3	77.5	120.6	41.9	29.9	62.1	53.8	38.7	26.2	53.2	73.0
SMPFF [46]	-	V+A	7.5	12.6	28.6	37.1	-	-	-	-	48.4	30.6	64.9	58.5	39.7	26.0	53.6	70.5
VIOLETv2 [23]	5.5M	V	-	-	-	-	-	-	-	139.2	-	-	-	58.0	-	-	-	-
VALOR _B ⁻ (Ours)	5.5M	V	8.0	13.5	29.4	44.3	74.3	47.1	83.8	156.1	48.1	30.4	64.3	61.5	40.7	26.1	53.8	71.6
VALOR _B (Ours)	6.5M	V+A	8.9	14.8	30.8	55.7	76.1	48.0	85.2	162.1	53.8	32.3	67.0	66.6	41.9	26.6	54.6	73.9
Group-B: pretrain with >10M examples																		
LAVENDER [36]	30M	V	-	-	-	-	-	-	-	150.7	-	-	-	60.1	-	-	-	-
Support-set [79]	136M	V	-	-	-	-	-	-	-	-	38.9	28.2	59.8	48.6	32.8	24.4	49.1	51.2
VALUE [49]	136M	V+S	-	-	-	-	-	-	-	-	-	-	-	-	32.9	24.0	50.0	58.1
MV-GPT [19]	136M	V+S	-	-	-	-	-	-	-	-	48.9	38.7	64.0	60.0	-	-	-	-
GIT _L [14]	20M	V	-	-	-	-	75.8	48.7	85.5	162.9	48.7	30.9	64.9	64.1	41.6*	26.2*	54.3*	72.5*
GIT [14]	800M	V	-	-	-	-	79.5	51.1	87.3	180.2	53.8	32.9	67.7	73.9	41.6*	28.1*	55.4*	91.5*
Git2 (5.1B) [14]	12.9B	V	-	-	-	-	82.2	52.3	88.7	185.4	54.8	33.1	68.2	75.9	42.7*	28.8*	56.5*	94.5*
VALOR _L (Ours)	33.5M	V+A	9.6	15.4	31.8	61.5	80.7	51.0	87.9	178.5	54.4	32.9	68.0	74.0	45.6*	29.4*	57.4*	95.8*

TABLE 5: Comparison with state-of-the-art methods on 5 open-ended video QA and audiovisual QA benchmarks.

Method	#Example	Mod	MSRVTT-QA	MSVD-QA	TGIF-FrameQA	ActivityNet-QA	MUSIC-AVQA
<i>Group-A: pretrain with <10M examples</i>							
QueST [106]	-	V	34.6	34.6	59.7	-	-
MUSIC-AVQA [64]	-	V+A	-	-	-	-	71.5
ClipBERT [71]	5.6M	V	37.4	-	60.3	-	-
VIOLET [23]	5.5M	V	44.5	54.7	72.8	-	-
Clover [107]	5.5M	V	43.9	51.9	71.4	-	-
VALOR _B (Ours)	5.5M	V	44.5	54.9	73.0	43.7	74.8
VALOR _B (Ours)	6.5M	V+A	46.7	56.4	74.5	44.8	76.6
<i>Group-B: pretrain with >10M examples</i>							
SINGULARITY [77]	17M	V	43.5	-	-	43.1	-
LAVENDER [36]	30M	V	45.0	56.6	73.5	-	-
JustAsk [108]	69M	V	41.5	46.3	-	38.9	-
MV-GPT [19]	53M	V+S	41.7	-	-	39.1	-
MERLOT [109]	180M	V	43.1	-	69.5	41.4	-
All-in-one [81]	228.5M	V	46.8	48.3	66.3	-	-
Flamingo (80B) [42]	2.3B	V	47.4	-	-	-	-
FrozenBiLM [110]	10M	V	47.0	54.8	68.6	43.2	-
InternVideo [89]	147.6M	V	47.1	55.5	72.2	-	-
VideoCoCa (2.1B) [111]	4.8B	V	46.0	56.9	-	-	-
GIT _L [14]	20M	V	42.7	55.1	71.9	-	-
GIT [14]	800M	V	43.2	56.8	72.8	-	-
GIT2 (5.1B) [14]	12.9B	V	45.6	58.2	74.9	-	-
VALOR _L (Ours)	33.5M	V+A	49.2	60.0	78.7	48.6	78.9

Group-B, we mainly compare VALOR to GIT model [14], a recently proposed large-scale generative pretraining model which has achieved SOTA results on many vision captioning benchmarks. Specifically, GIT has four scales, named GIT_B, GIT_L, GIT and GIT2 according to different parameter and data size. It is noted that GIT_L uses comparable amount of training data and the same vision encoder as VALOR_L (i.e., CLIP_L), while GIT uses a bigger vision encoder (CoSwin model pretrained by Florence [39] and larger data size. GIT2 even uses a 4.8B DaViT [119] as vision encoder and 12.9B vision-text pairs as training data. From comparison results we can find that VALOR_L outperforms GIT_L and GIT on most metrics of all three benchmarks with huge margins. In addition, VALOR_L even outperforms GIT2 on VATEX benchmarks, with much smaller parameters (11.6%), data size (0.26%) and image resolution (224 vs 384). These results demonstrate that learning audiovisual conditioned text generation (scaling up pretraining model from modality dimension) is more efficient and effective compared with scaling up from model parameter and data size dimensions.

Open-Ended Video QA. As tabel 5 shows, VALOR_B outperforms all models in Group-A on five benchmarks. In Group-B, FrozenBiLM uses the same vision encoder as VALOR_L (i.e., CLIP_L), and a more powerful decoder (a 890M DeBERTa-V2-XLarge model [120]). Flamingo has 135× parameters and 68.7× training data than VALOR_L. VideoCoCa inherited weights form CoCa which has 3.5× parameters and 143.3× training data than VALOR_L. GIT2 has 8.6× parameters and 382.1× training data than VALOR_L. Even with much smaller parameters and training data, VALOR_L achieves new SOTA performances on MSRVTT-QA, MSVD-QA, TGIF-FrameQA, ActivityNet-QA benchmarks, and surpasses previous SOTA methods by 3.8%, 3.4%, 5.1%, 12.5%, respectively. On audiovisual question answering benchmark MUSIC-AVQA, VALOR_B and VALOR_L improves the baseline by 7.1% and 10.3%, respectively.

5.2.2 Audio-Language Benchmarks

As shown in Table 6, with regards to text-to-audio retrieval task, VALOR achieves new sota performances on ClothoV1,

TABLE 6: Comparison with state-of-the-art methods on 4 audio-language benchmarks.

(a) Text-to-Audio Retrieval						
Method	ClothoV1			AudioCaps		
	R@1	R@5	R@10	R@1	R@5	R@10
Oncescu et al. [112]	9.6	-	40.1	25.1	-	73.2
Nagrani et al. [75]	12.6	-	45.4	35.5	-	84.5
VALOR_B	17.5	42.7	55.3	40.1	73.9	83.1

(b) Audio Captioning							
Method	ClothoV1				AudioCaps		
	B@4	M	R	C	B@4	M	R
Kim et al. [62]	-	-	-	-	21.9	20.3	45.0
Xu et al. [113]	15.6	16.2	36.8	33.8	-	-	-
Chen et al. [114]	15.1	16.0	35.6	34.6	-	-	-
Xu et al. [115]	15.9	16.9	36.8	37.7	23.1	22.9	46.7
Koh et al. [116]	16.8	16.5	37.3	38.0	-	-	-
ACT [117]	-	-	-	-	25.2	22.2	46.8
Liu et al. [118]	-	-	-	-	25.1	23.2	48.0
VALOR_B	16.2	17.4	38.2	42.3	27.0	23.1	49.4

TABLE 7: Comparison with state-of-the-art methods on 3 image-language benchmarks. Results marked with * indicate that they are achieved by using reinforcement learning. VALOR takes 392 as image resolution on all three benchmarks.

Method	#Example	COCO-Retrieval			COCO-Caption		VQA v2	
		R@1	R@5	R@10	C	S	dev	std
UNITER [21]	10M	52.9	79.9	88.0	-	-	73.82	74.02
Oscar [121]	10M	57.5	82.8	89.8	140.9*	25.2*	73.61	73.82
UFO [122]	10M	59.2	83.6	90.5	131.2	23.3	76.64	76.76
VinVL [123]	10M	58.8	83.5	90.3	140.0*	24.5*	76.52	76.60
ALBEF [25]	20M	60.7	84.3	90.5	-	-	75.84	76.04
METER [124]	10M	57.9	82.7	90.1	-	-	77.68	77.64
ALIGN [38]	1.8B	59.9	83.3	89.8	-	-	-	-
FILIP [125]	340M	61.2	84.3	90.6	-	-	-	-
Florence [39]	900M	63.2	85.7	-	-	-	80.16	80.36
BLIP [126]	135M	65.1	86.3	91.8	136.7	-	78.25	78.32
Flamingo (80B) [42]	2.3B	-	-	-	138.1	-	82.0	82.1
LEMOM [127]	200M	-	-	-	145.5*	25.5*	-	-
SimVLM [41]	1.8B	-	-	-	143.3	25.4	80.03	80.34
CoCa [44]	4.8B	-	-	-	143.6	24.7	82.3	82.3
GIT _L [14]	20M	-	-	-	144.6*	25.4*	75.5	-
GIT [14]	800M	-	-	-	151.1*	26.3*	78.6	78.8
GIT2 (5.1B) [14]	12.9B	-	-	-	152.7*	26.4*	81.7	81.9
PALI (16.9B) [14]	1.6B	-	-	-	149.1	-	84.3	84.3
VALOR_L	33.5M	61.4	84.4	90.9	152.5*	25.7*	78.46	78.62

AudioCaps benchmarks, and outperforms previous SOTA methods (R@1) by 38.9%, 13.0%, respectively. Nagarani’s method pretrains tri-modality model on their proposed VideoCC3M dataset [75], which is achieved by collecting videos from InterNet which have high similarities to CC3M’s images, and directly take CC3M’s captions as video captions. By contrast, VALOR achieves evidently better performances on two text-to-audio benchmarks, thanks to that audio-language correlations in VALOR-1M are much more explicit and stronger than those in VideoCC3M. In addition, their method needs to separately pretrain two models for video and audio retrieval, while we can finetune a single pretraining model on video, audio and audiovisual retrieval tasks, thanks to proposed modality grouping strategy. With regards to audio captioning benchmarks, compared with models directly training on target datasets, VALOR shows better results and achieves new SOTA results on two benchmarks.

5.2.3 Image-Language Benchmarks

We evaluate VALOR_L on three image-language benchmarks including text-to-image retrieval, image captioning and

VQA. As presented results in Table 7, VALOR_L achieves decent performances on three benchmarks. Specifically, VALOR_L achieves comparable performance with FILIP [125] on COCO retrieval benchmark. On COCO caption benchmark, VALOR_L outperforms GIT and achieves comparable results with GIT2 model, with much less parameters and data. On VQAv2 benchmark, VALOR_L outperforms similar scaling GIT_L with big margins and achieves comparable performances with larger GIT model.

5.3 Ablation Study

5.3.1 Vision-Audio-Language Cross-Modality Learning

We first conduct experiments to show the necessity of vision-audio-language cross-modality learning. Specifically, we train models on 9 benchmarks of 6 tasks with different input modalities, in both w and w/o VALOR pretraining settings. As Figure 6 shows, compared to using single vision or audio modality, utilizing both modalities can get consistent improvements for 9 benchmarks, under both w or w/o pretraining settings. These results prove that combining two modalities indeed help model understand videos universally. In addition, vision-audio-language pretraining can further enhance model’s tri-modality inference capabilities. Audio modality is more functional for audiovisual-language tasks than vision-language tasks. For example, introduction of audio modality can improve AVR(VALOR) and VR(MSRVTT) performance by 26.0% and 14.9%, respectively. This is because audiovisual-language tasks are directly related to audio, unlike vision-language tasks using audio as an auxiliary modality.

5.3.2 Modality Grouping Strategy

As introduced in section 4.2, we use modality grouping strategy in both MGA and MGC tasks during pretraining, which aims at enhancing model’s generalization capabilities towards tasks with different modalities input. To demonstrate its effectiveness, we pretrain models with different modality groups, and evaluate on multiple benchmarks. Taking MGA as an example, from results presented in Table 8 we can get following conclusions. I) Using T-V (M1) or T-A groups (M2) separately for MGA pretraining can get relatively good results on corresponding T-V or T-A benchmarks, but low performance on T-AV benchmark. By contrast, pretrained with T-AV group (M3) can achieve better performance on T-AV benchmark, but its performances on T-V and T-A benchmarks are separately weaker than M1 and M2, due to the inconsistency between tri-modality pretraining and dual-modality adapting. II) Based on M3, additionally introducing T-V or T-A group can help enhance corresponding benchmark performance, but decreases the other. For example, M4 achieves better performances on T-V benchmarks than M3, and are comparable to M1, but its performance on T-A benchmark drops harder compared to M3. III) The model trained with T-AV+T-V+T-A groups (M6) can achieve decent performances on T-AV, T-V and T-A benchmarks, under both zero-shot and finetuning settings. IV) Based on M6, further introducing V-A, A-TV and V-TA groups can improve performances on corresponding benchmarks, but will also result in evident performance drops for main-stream T-AV, T-V and T-A benchmarks. To

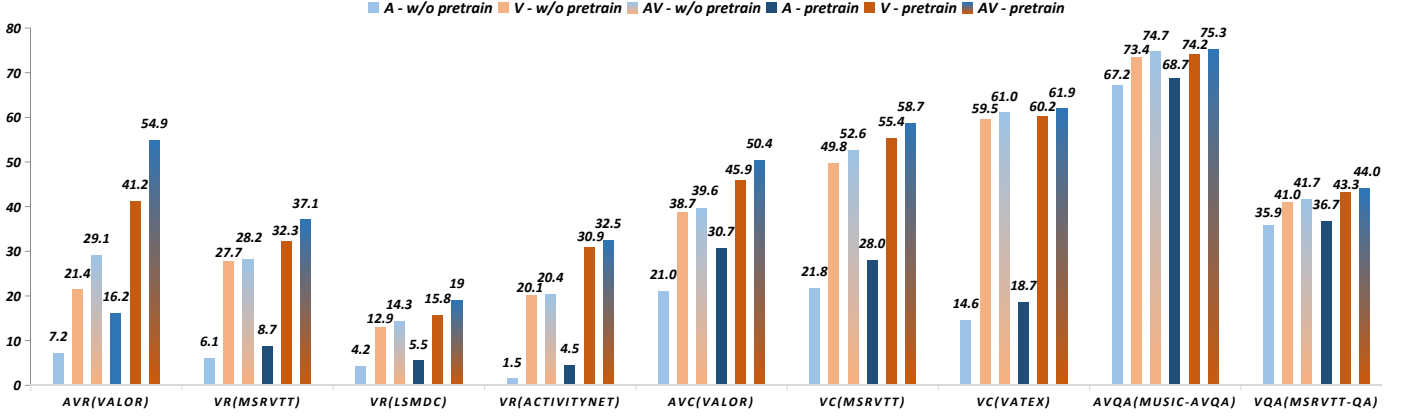


Fig. 6: Experiment results of using audio (A), vision (V) or both modalities (AV) for 9 benchmarks of 6 tasks. W or w/o pretraining denotes whether the model is pretrained on VALOR-1M or not. R@1, CIDEr and Acc metrics are reported for retrieval, captioning and QA tasks, respectively.

TABLE 8: Downstream performances of models pretrained on VALOR-1M with different modality groups in MGA task. Only L_{MGA} is used. Zero-shot R@1 / finetune R@1 are reported.

Name	Pretraining Modality Groups						T-V		T-A		T-AV		V-A	A-TV	V-TA
	T-V	T-A	T-AV	V-A	A-TV	V-TA	VALOR-32K	MSVD	VALOR-32K	ClothoV1	VALOR-32K				
M1	✓						38.3/42.7	30.7/36.0	0.0/7.2	0.2/9.0	38.3/46.9	-	-	-	-
M2		✓					0.0/18.1	0.2/14.7	17.1/16.7	8.4/16.5	14.5/30.8	-	-	-	-
M3			✓				34.9/40.1	28.7/34.8	10.2/12.3	8.1/14.7	50.5/55.4	-	-	-	-
M4	✓		✓				36.9/42.5	30.4/36.2	8.8/11.1	7.2/14.4	50.5/55.5	-	-	-	-
M5		✓	✓				33.9/39.1	27.6/33.6	17.1/17.9	9.6/16.8	52.0/54.8	-	-	-	-
M6	✓	✓	✓				37.1/41.8	29.8/35.4	16.9/17.0	9.2/16.6	50.7/55.6	5.6/10.2	18.5/20.5	39.8/45.6	
M7	✓	✓	✓	✓	✓	✓	34.5/40.7	28.5/34.3	16.9/17.6	8.2/15.9	48.2/54.0	11.7/18.5	24.6/27.9	41.2/52.9	

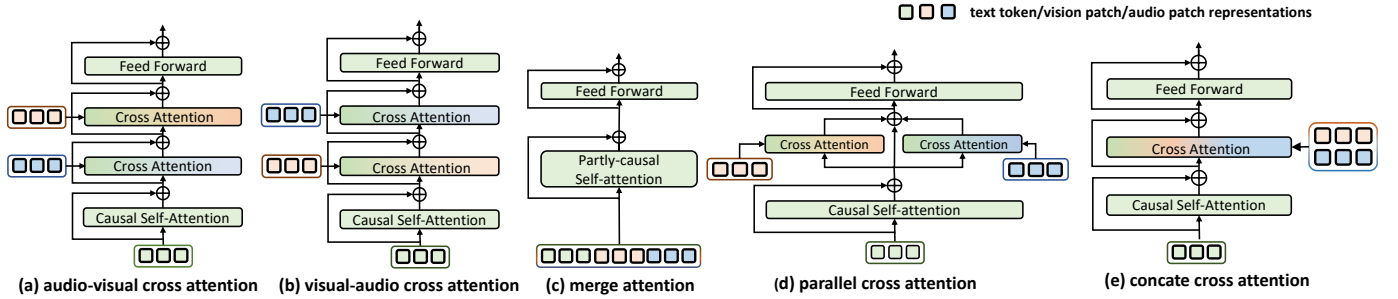


Fig. 7: Illustrations of variants with different attention mechanisms in multimodal decoder used for MGC task.

TABLE 9: Downstream performances of models pretrained on VALOR-1M with different modality groups in MGC task. Only L_{MGC} is used. Zero-shot CIDEr / finetune CIDEr are reported.

Modality Groups			AVC (VALOR-32K)	VC (MSVD)	AC (Clotho)
T-V	T-A	T-AV			
✓			31.5/47.5	15.4/ 122.6	1.6/28.2
	✓		20.7/39.2	0.8/95.0	7.6/39.2
		✓	43.1/50.0	12.5/119.9	10.5/38.1
✓		✓	41.6/49.9	14.7/121.7	6.6/36.2
	✓	✓	42.7/49.6	11.5/116.7	8.1/40.1
✓	✓	✓	41.4/49.8	15.6/122.2	8.0/ 40.4

TABLE 10: Downstream performances of models pretrained on VALOR-1M with different audiovisual fusion methods for MGA task. Models are pretrained on VALOR-1M with $L_{MGA(T-AV)}$ only. MSR is short for MSRVTT dataset. Bold lines are default setting.

Method	AVR (VALOR-32K)		VR (MSR)	
	R@1	R@5	R@1	R@5
Coarse + score fusion	53.4	81.3	35.0	66.0
Coarse + feature fusion	54.9	81.5	34.9	66.0
Fine + score fusion	54.5	82.3	35.7	67.0
Fine + feature fusion	54.9	81.7	36.7	65.9
Fine + feature fusion + weighted avg	55.4	82.7	36.8	66.5

this end we choose M6 as default settings. Besides MGA, modality grouping strategy also functions at MGC task, and similar conclusions can be observed from Table 9.

5.3.3 Audiovisual Fusion

Audiovisual Fusion in MGA (T-AV). MGA task with T-AV group aims at building fine-grained alignment between

TABLE 11: Downstream performances of models pretrained on VALOR-1M with different E different audiovisual fusion methods for MGC task. Models are pretrained on VALOR-1M with $L_{MGC(T-AV)}$ only. CIDEr metric is reported for captioning task. Bold lines are default setting.

Method	AVC (VALOR-32K)	VC (MSR)	VQA (MSR)
Merge attention	48.2	56.0	43.4
Audio-visual cross attention	49.6	57.0	43.7
Visual-audio cross attention	49.6	57.4	43.6
Parallel cross attention	49.5	57.4	43.8
Concat cross attention	50.0	59.0	44.1

TABLE 12: Downstream performances of models pretrained on VALOR-1M with different MGA and MGC tasks combination settings. R@1 and CIDEr is reported for retrieval and captioning, respectively.

Share weights	α	AVR (VALOR-32K)	AVC (VALOR-32K)	VQA (MSR)
\times	1	53.8	50.3	44.1
\checkmark	1	54.7	50.0	44.1
\checkmark	0.5	53.0	50.8	44.1
\checkmark	1.5	54.9	50.4	44.0
\checkmark	3.0	55.4	49.9	43.8

language and the fusion of audio and vision. We compare it to coarse-grained alignment counterpart, in which global representation of a whole sentence is aligned with the fusion of global representations of whole video and audio. In addition, we compare two audiovisual fusion methods, including feature fusion and score fusion. Feature fusion fuse audio and visual features first (concatenate them along hidden dimension for coarse-grained alignment or along sequence dimension for fine-grained alignment) before computing similarity with texts, while score fusion independently compute text-video and text-audio similarity scores, and then add them as total scores. From results shown in Table 10, we find that fine-grained alignment combined with feature fusion achieves best results on both VALOR-32K and MSRVT dataset, among all four combinations. Using weighted average introduced in Section 4.2 can further improve performance consistently on two benchmarks.

Audiovisual Fusion in MGC (T-AV). MGC task with T-AV group demands model to predict masked tokens with both visual and audio feature as conditions. We make comparison among five variants with different attention mechanisms in multimodal decoder, which is illustrated in Figure 7. Specifically, audio-visual cross-attention (a) and visual-audio cross attention (b) variants introduce two cross-attention layers and attends to two modalities in order. Merge attention (c) directly concatenates tri-modality features and use part-causal mask for self-attention layers, enabling vision and audio can fully attend to each other, while preventing information leakage for text. Concatenate cross attention (e) introduces one cross-attention layer and attends to the concatenation of two modalities. Parallel cross attention (d) use independent parameters for two modalities instead of sharing weights as (e). From the results shown in Table 11, we can find concatenate cross attention mechanism achieves best results consistently on AVC, VC and VQA tasks.

Combination of MGA and MGC. When models are

trained together with MGA and MGC tasks, we share the common parameters of text encoder and decoder, and a hyperparameter α is used to balance two losses. As shown in Table 12, training two tasks together get performance drop on AVR (53.8 vs 55.6) and improvement on AVC (50.3 vs 49.6) tasks, compared to the results of separate training in Table 8 and Table 9. Parameter sharing can improve 0.9 points on AVR task, with only slight decrease on AVC task. Using a larger α will make model focus more on MGA task and get higher AVR performance, but AVC performance gets lower. Video QA is relatively not sensitive to different settings. To the end, we choose parameter sharing and set $\alpha = 1.5$, for its decent performances on multiple tasks.

5.3.4 Effect of VALOR-1M Dataset

In Table 14, we make comparison between VALOR-1M and other public video-language pretraining datasets including WebVid-2.5M, CC3M and HD_VILA_10M. The model pretrained on VALOR-1M use both vision and audio modalities, while models pretrained on other datasets only use vision modality. All models are finetuned on MSRVT dataset with both visual and audio modalities. From the results we can find that the model pretrained on VALOR-1M surpasses other models on all three benchmarks with evident margins, thanks to the high-quality audiovisual captions in VALOR-1M.

5.3.5 Model Architecture Choices

We make comparisons about different model architectures in Table 13. As the results shown, when BERT_B is chosen as text encoder, using more powerful vision encoder gives more improvement on all four retrieval benchmarks. In addition, we make comparison of text encoders when CLIP_L is chosen as vision encoder. If using BERT_B as text encoder, three single-modality encoders are not aligned at the start of MGA learning. By contrast, if using CLIP_L as text encoder, vision and text have already been aligned in advance before MGA learning. As the results shown, when pretraining data is limited to VALOR-1M, CLIP_L evidently outperforms BERT_B on 3 VR benchmarks, due to the benefit of large scale CLIP contrastive pretraining. However, performance of CLIP_L on AVR benchmark fall behinds BERT_B, we assume that pre-aligning vision and language makes model tend to ignore the learning of audiovisual-language correlation, cause simply utilizing vision information can result in a small loss at the start of pretraining. When utilizing more training data (33.5M), the disadvantage of BERT_B on VR benchmarks gets largely relieved while its advantage on AVR benchmark remains. In addition, we also tried to scale up text encoder from BERT_B to BERT_L, and observed performance gains on three benchmarks except for MSRVT. In the end, we choose CLIP_L and BERT_B as VALOR_L's default design for its high effectiveness and efficiency.

5.4 Visualizations

In Figure 8, we make qualitative comparisons on VALOR-32K benchmarks between VALOR_B and task-specific methods including AVNet [50] and SMPFF [46], both of which take vision and audio as inputs. From the visualization

TABLE 13: Downstream performances of models with different architectures. Both vision and audio are used for pretraining and finetuning. All models use AST_B as audio encoder.

Vision encoder	Text encoder	#Example	AVR (VALOR-32K)	VR (MSRTT)	VR (DiDeMo)	VR (LSMDC)
Video Swin _B	BERT _B	1M	56.8/83.1/89.9	39.3/69.0/80.4	41.1/73.1/81.8	19.8/41.3/52.5
CLIP _B	BERT _B	1M	61.8/86.0/92.3	45.0/74.1/84.4	46.3/75.6/84.2	22.7/45.4/56.1
CLIP _L	BERT _B	1M	64.3/87.3/92.8	47.7/76.1/84.6	47.3/77.9/85.1	27.8/51.4/60.9
CLIP _L	CLIP _L	1M	59.3/84.4/91.0	50.6/79.0/87.8	53.4/80.2/88.3	29.2/51.6/58.8
CLIP _L	BERT _L	1M	66.5/88.1/93.4	46.1/76.7/85.4	49.0/77.4/84.9	29.2/50.7/60.5
CLIP _L	BERT _B	33.5M	73.2/91.6/95.4	54.4/79.8/87.6	57.6/83.3/88.8	31.8/52.8/62.4
CLIP _L	CLIP _L	33.5M	67.8/89.5/94.0	55.3/80.5/88.1	57.1/82.9/88.6	32.6/52.6/62.7

AudioVisual Retrieval (AVR)



Query: *With the sound of the wind and the sound of birds, a man in white tried to row in the water.*

Rank top-3 candidates by AVLNet:



Rank top-3 candidates by VALOR(Ours):



AudioVisual Captioning (AVC)



GT: *With the sound of the wind and the sound of birds, a man in white tried to row in the water.*

Generated by SMPFF: *With the sound of the wind and the sound of the water a man in a white coat sat on a boat on the water.*

Generated by VALOR(Ours): *With the wind and the sound of birds a man in a white coat paddled a white boat over the water.*

GT: *The English letters rolled up in the sound of firecrackers.*

Generated by SMPFF: *In the dark room a man was beating the fireworks making a crackling sound.*

Generated by VALOR(Ours): *In the room, fireworks were set off in the air, making a crackling sound.*

GT: *As the noise rang, a yellow train slowly turned, the picture turned, and a white train started slowly from the stillness with the noise.*

Generated by SMPFF: *A train was slowly moving along the track.*

Generated by VALOR(Ours): *A train was slowly moving along the track with the roar of the engine and the voice of people.*

Fig. 8: Visualization of prediction results of different models on VALOR-32K benchmarks. Click the buttons to play the audio.

TABLE 14: Downstream performances of models pretrained on different datasets. Models are trained with same iterations on each dataset for fair comparison.

Dataset	VR (MSRVTT)	VC (MSRVTT)	VQA (MSRVTT)
HD_VILA_10M	30.4	55.4	43.2
WebVid-2.5M	35.7	58.8	43.8
CC3M	36.3	58.8	44.0
VALOR-1M	39.5	60.7	44.5

results we can find that compared to AVLNet, VALOR can accurately rank video candidates given audiovisual text query and successfully retrieve the groundtruth one. Compared to the rank#1 video, the rank#2 video also shows a man in white on water, and is accompanied with wind sound, but the bird sound is missing. The rank#3 video is more conflicted to the query, from both vision and audio perspective. With regards to AVC task, SMPFF either recognizes sound wrongly (in example 1), or describes vision

wrongly (in example 2), or totally ignores audio information (in example 3). By contrast, VALOR can comprehensively recognize both visual and audio concepts, and generate accurate descriptions for all three examples.

6 CONCLUSION

This paper proposed a unified vision-audio-language cross-modality pretraining model VALOR, which models tri-modality understanding and generation through two designed pretraining tasks including Multimodal Grouping Alignment and Multimodal Grouping Captioning. Extensive experiments have been conducted to demonstrate that VALOR possesses good versatility and scalability. The first strong correlated vision-audio-language dataset VALOR-1M is proposed to promote tri-modality pretraining research and VALOR-32K is proposed for audiovisual-language retrieval and captioning benchmarking. Trained on VALOR-1M and other public vision-language datasets, VALOR achieves series of new state-of-the-art performances on

downstream vision/audio/audiovisual retrieval, captioning and question answering tasks. In future, we plan to increase the scaling of VALOR-1M dataset via unsupervised methods like generating and filtering pseudo audiovisual captions. In addition, we also plan to additionally introduce vision and audio generation modeling into current VALOR framework.

REFERENCES

- [1] J.-H. Kim, J. Jun, and B.-T. Zhang, "Bilinear attention networks," *Advances in neural information processing systems*, vol. 31, 2018.
- [2] J. Dong, X. Li, C. Xu, X. Yang, G. Yang, X. Wang, and M. Wang, "Dual encoding for video retrieval by text," *IEEE Transactions on Pattern Analysis and Machine Intelligence*, 2021.
- [3] F. Liu, X. Wu, C. You, S. Ge, Y. Zou, and X. Sun, "Aligning source visual and target language domains for unpaired video captioning," *IEEE Transactions on Pattern Analysis and Machine Intelligence*, 2021.
- [4] Y. Yan, N. Zhuang, B. Ni, J. Zhang, M. Xu, Q. Zhang, Z. Zhang, S. Cheng, Q. Tian, Y. Xu *et al.*, "Fine-grained video captioning via graph-based multi-granularity interaction learning," *IEEE transactions on pattern analysis and machine intelligence*, vol. 44, no. 2, pp. 666–683, 2019.
- [5] B. Wang, L. Ma, W. Zhang, W. Jiang, J. Wang, and W. Liu, "Controllable video captioning with pos sequence guidance based on gated fusion network," in *Proceedings of the IEEE/CVF international conference on computer vision*, 2019, pp. 2641–2650.
- [6] P. Anderson, X. He, C. Buehler, D. Teney, M. Johnson, S. Gould, and L. Zhang, "Bottom-up and top-down attention for image captioning and visual question answering," in *Proceedings of the IEEE conference on computer vision and pattern recognition*, 2018, pp. 6077–6086.
- [7] L. Peng, Y. Yang, Z. Wang, Z. Huang, and H. T. Shen, "Mra-net: Improving vqa via multi-modal relation attention network," *IEEE Transactions on Pattern Analysis and Machine Intelligence*, vol. 44, no. 1, pp. 318–329, 2020.
- [8] J. Devlin, M.-W. Chang, K. Lee, and K. Toutanova, "Bert: Pre-training of deep bidirectional transformers for language understanding," *arXiv preprint arXiv:1810.04805*, 2018.
- [9] A. Radford, K. Narasimhan, T. Salimans, I. Sutskever *et al.*, "Improving language understanding by generative pre-training," 2018.
- [10] T. Brown, B. Mann, N. Ryder, M. Subbiah, J. D. Kaplan, P. Dhariwal, A. Neelakantan, P. Shyam, G. Sastry, A. Askell *et al.*, "Language models are few-shot learners," *Advances in neural information processing systems*, vol. 33, pp. 1877–1901, 2020.
- [11] A. Miech, D. Zhukov, J.-B. Alayrac, M. Tapaswi, I. Laptev, and J. Sivic, "Howto100m: Learning a text-video embedding by watching hundred million narrated video clips," in *Proceedings of the IEEE/CVF International Conference on Computer Vision*, 2019, pp. 2630–2640.
- [12] H. Xue, T. Hang, Y. Zeng, Y. Sun, B. Liu, H. Yang, J. Fu, and B. Guo, "Advancing high-resolution video-language representation with large-scale video transcriptions," in *Proceedings of the IEEE/CVF Conference on Computer Vision and Pattern Recognition*, 2022, pp. 5036–5045.
- [13] M. Bain, A. Nagrani, G. Varol, and A. Zisserman, "Frozen in time: A joint video and image encoder for end-to-end retrieval," in *Proceedings of the IEEE/CVF International Conference on Computer Vision*, 2021, pp. 1728–1738.
- [14] J. Wang, Z. Yang, X. Hu, L. Li, K. Lin, Z. Gan, Z. Liu, C. Liu, and L. Wang, "Git: A generative image-to-text transformer for vision and language," *arXiv preprint arXiv:2205.14100*, 2022.
- [15] R. Zellers, J. Lu, X. Lu, Y. Yu, Y. Zhao, M. Salehi, A. Kusupati, J. Hessel, A. Farhadi, and Y. Choi, "Merlot reserve: Neural script knowledge through vision and language and sound," in *Proceedings of the IEEE/CVF Conference on Computer Vision and Pattern Recognition*, 2022, pp. 16 375–16 387.
- [16] A. Miech, J.-B. Alayrac, L. Smaira, I. Laptev, J. Sivic, and A. Zisserman, "End-to-end learning of visual representations from uncurated instructional videos," in *Proceedings of the IEEE/CVF Conference on Computer Vision and Pattern Recognition*, 2020, pp. 9879–9889.
- [17] P. Sharma, N. Ding, S. Goodman, and R. Soricut, "Conceptual captions: A cleaned, hypernymed, image alt-text dataset for automatic image captioning," in *Proceedings of the 56th Annual Meeting of the Association for Computational Linguistics (Volume 1: Long Papers)*, 2018, pp. 2556–2565.
- [18] S. Changpinyo, P. Sharma, N. Ding, and R. Soricut, "Conceptual 12m: Pushing web-scale image-text pre-training to recognize long-tail visual concepts," in *Proceedings of the IEEE/CVF Conference on Computer Vision and Pattern Recognition*, 2021, pp. 3558–3568.
- [19] P. H. Seo, A. Nagrani, A. Arnab, and C. Schmid, "End-to-end generative pretraining for multimodal video captioning," in *Proceedings of the IEEE/CVF Conference on Computer Vision and Pattern Recognition*, 2022, pp. 17 959–17 968.
- [20] H. Xue, Y. Sun, B. Liu, J. Fu, R. Song, H. Li, and J. Luo, "Clipvip: Adapting pre-trained image-text model to video-language representation alignment," *arXiv preprint arXiv:2209.06430*, 2022.
- [21] Y.-C. Chen, L. Li, L. Yu, A. El Kholy, F. Ahmed, Z. Gan, Y. Cheng, and J. Liu, "Uniter: Universal image-text representation learning," in *European conference on computer vision*. Springer, 2020, pp. 104–120.
- [22] J. Lu, D. Batra, D. Parikh, and S. Lee, "Vilbert: Pretraining task-agnostic visiolinguistic representations for vision-and-language tasks," *Advances in neural information processing systems*, vol. 32, 2019.
- [23] T.-J. Fu, L. Li, Z. Gan, K. Lin, W. Y. Wang, L. Wang, and Z. Liu, "An empirical study of end-to-end video-language transformers with masked visual modeling," *arXiv preprint arXiv:2209.01540*, 2022.
- [24] L. Li, Y.-C. Chen, Y. Cheng, Z. Gan, L. Yu, and J. Liu, "Hero: Hierarchical encoder for video+ language omni-representation pre-training," in *Proceedings of the 2020 Conference on Empirical Methods in Natural Language Processing (EMNLP)*, 2020, pp. 2046–2065.
- [25] J. Li, R. Selvaraju, A. Gotmare, S. Joty, C. Xiong, and S. C. H. Hoi, "Align before fuse: Vision and language representation learning with momentum distillation," *Advances in neural information processing systems*, vol. 34, pp. 9694–9705, 2021.
- [26] S. Ren, K. He, R. Girshick, and J. Sun, "Faster r-cnn: Towards real-time object detection with region proposal networks," *Advances in neural information processing systems*, vol. 28, 2015.
- [27] A. Dosovitskiy, L. Beyer, A. Kolesnikov, D. Weissenborn, X. Zhai, T. Unterthiner, M. Dehghani, M. Minderer, G. Heigold, S. Gelly *et al.*, "An image is worth 16x16 words: Transformers for image recognition at scale," *arXiv preprint arXiv:2010.11929*, 2020.
- [28] Z. Liu, Y. Lin, Y. Cao, H. Hu, Y. Wei, Z. Zhang, S. Lin, and B. Guo, "Swin transformer: Hierarchical vision transformer using shifted windows," in *Proceedings of the IEEE/CVF International Conference on Computer Vision*, 2021, pp. 10 012–10 022.
- [29] J. Cho, J. Lei, H. Tan, and M. Bansal, "Unifying vision-and-language tasks via text generation," in *International Conference on Machine Learning*. PMLR, 2021, pp. 1931–1942.
- [30] Z. Yang, Z. Gan, J. Wang, X. Hu, F. Ahmed, Z. Liu, Y. Lu, and L. Wang, "Unitab: Unifying text and box outputs for grounded vision-language modeling," in *European Conference on Computer Vision*. Springer, 2022, pp. 521–539.
- [31] P. Wang, A. Yang, R. Men, J. Lin, S. Bai, Z. Li, J. Ma, C. Zhou, J. Zhou, and H. Yang, "Ofa: Unifying architectures, tasks, and modalities through a simple sequence-to-sequence learning framework," in *International Conference on Machine Learning*. PMLR, 2022, pp. 23 318–23 340.
- [32] J. Lu, C. Clark, R. Zellers, R. Mottaghi, and A. Kembhavi, "Unified-io: A unified model for vision, language, and multi-modal tasks," *arXiv preprint arXiv:2206.08916*, 2022.
- [33] T. Chen, S. Saxena, L. Li, D. J. Fleet, and G. E. Hinton, "Pix2seq: A language modeling framework for object detection," *ArXiv*, vol. abs/2109.10852, 2021.
- [34] A. Van Den Oord, O. Vinyals *et al.*, "Neural discrete representation learning," *Advances in neural information processing systems*, vol. 30, 2017.
- [35] X. Zhu, J. Zhu, H. Li, X. Wu, H. Li, X. Wang, and J. Dai, "Uni-perceiver: Pre-training unified architecture for generic perception for zero-shot and few-shot tasks," in *Proceedings of the IEEE/CVF Conference on Computer Vision and Pattern Recognition*, 2022, pp. 16 804–16 815.
- [36] L. Li, Z. Gan, K. Lin, C.-C. Lin, Z. Liu, C. Liu, and L. Wang,

- "Lavender: Unifying video-language understanding as masked language modeling," *arXiv preprint arXiv:2206.07160*, 2022.
- [37] A. Radford, J. W. Kim, C. Hallacy, A. Ramesh, G. Goh, S. Agarwal, G. Sastry, A. Askell, P. Mishkin, J. Clark *et al.*, "Learning transferable visual models from natural language supervision," in *International Conference on Machine Learning*. PMLR, 2021, pp. 8748–8763.
- [38] C. Jia, Y. Yang, Y. Xia, Y.-T. Chen, Z. Parekh, H. Pham, Q. Le, Y.-H. Sung, Z. Li, and T. Duerig, "Scaling up visual and vision-language representation learning with noisy text supervision," in *International Conference on Machine Learning*. PMLR, 2021, pp. 4904–4916.
- [39] L. Yuan, D. Chen, Y.-L. Chen, N. Codella, X. Dai, J. Gao, H. Hu, X. Huang, B. Li, C. Li *et al.*, "Florence: A new foundation model for computer vision," *arXiv preprint arXiv:2111.11432*, 2021.
- [40] H. Pham, Z. Dai, G. Ghiasi, K. Kawaguchi, H. Liu, A. W. Yu, J. Yu, Y.-T. Chen, M.-T. Luong, Y. Wu *et al.*, "Combined scaling for open-vocabulary image classification," *arXiv preprint arXiv:2111.10050*, 2021.
- [41] Z. Wang, J. Yu, A. W. Yu, Z. Dai, Y. Tsvetkov, and Y. Cao, "Simvlm: Simple visual language model pretraining with weak supervision," *arXiv preprint arXiv:2108.10904*, 2021.
- [42] J.-B. Alayrac, J. Donahue, P. Luc, A. Miech, I. Barr, Y. Hasson, K. Lenc, A. Mensch, K. Millican, M. Reynolds *et al.*, "Flamingo: a visual language model for few-shot learning," *arXiv preprint arXiv:2204.14198*, 2022.
- [43] X. Chen, X. Wang, S. Changpinyo, A. Piergiovanni, P. Padlewski, D. Salz, S. Goodman, A. Grycner, B. Mustafa, L. Beyer *et al.*, "Pali: A jointly-scaled multilingual language-image model," *arXiv preprint arXiv:2209.06794*, 2022.
- [44] J. Yu, Z. Wang, V. Vasudevan, L. Yeung, M. Seyedhosseini, and Y. Wu, "Coca: Contrastive captioners are image-text foundation models," *arXiv preprint arXiv:2205.01917*, 2022.
- [45] V. Gabeur, C. Sun, K. Alahari, and C. Schmid, "Multi-modal transformer for video retrieval," in *European Conference on Computer Vision*. Springer, 2020, pp. 214–229.
- [46] S. Chen, X. Zhu, D. Hao, W. Liu, J. Liu, Z. Zhao, L. Guo, and J. Liu, "Mm21 pre-training for video understanding challenge: Video captioning with pretraining techniques," in *Proceedings of the 29th ACM International Conference on Multimedia*, 2021, pp. 4853–4857.
- [47] H. Luo, L. Ji, B. Shi, H. Huang, N. Duan, T. Li, J. Li, T. Bharti, and M. Zhou, "Univl: A unified video and language pre-training model for multimodal understanding and generation," *arXiv preprint arXiv:2002.06353*, 2020.
- [48] H. Xu, G. Ghosh, P.-Y. Huang, P. Arora, M. Aminzadeh, C. Feichtenhofer, F. Metze, and L. Zettlemoyer, "Vlm: Task-agnostic video-language model pre-training for video understanding," *arXiv preprint arXiv:2105.09996*, 2021.
- [49] L. Li, J. Lei, Z. Gan, L. Yu, Y.-C. Chen, R. Pillai, Y. Cheng, L. Zhou, X. E. Wang, W. Y. Wang *et al.*, "Value: A multi-task benchmark for video-and-language understanding evaluation," *arXiv preprint arXiv:2106.04632*, 2021.
- [50] A. Rouditchenko, A. Boggust, D. Harwath, B. Chen, D. Joshi, S. Thomas, K. Audhkhasi, H. Kuehne, R. Panda, R. Feris *et al.*, "Avlnet: Learning audio-visual language representations from instructional videos," *arXiv preprint arXiv:2006.09199*, 2020.
- [51] B. Chen, A. Rouditchenko, K. Duarte, H. Kuehne, S. Thomas, A. Boggust, R. Panda, B. Kingsbury, R. Feris, D. Harwath *et al.*, "Multimodal clustering networks for self-supervised learning from unlabeled videos," in *Proceedings of the IEEE/CVF International Conference on Computer Vision*, 2021, pp. 8012–8021.
- [52] H. Akbari, L. Yuan, R. Qian, W.-H. Chuang, S.-F. Chang, Y. Cui, and B. Gong, "Vatt: Transformers for multimodal self-supervised learning from raw video, audio and text," *Advances in Neural Information Processing Systems*, vol. 34, pp. 24 206–24 221, 2021.
- [53] Z. Yang, Y. Fang, C. Zhu, R. Pryzant, D. Chen, Y. Shi, Y. Xu, Y. Qian, M. Gao, Y.-L. Chen *et al.*, "i-code: An integrative and composable multimodal learning framework," *arXiv preprint arXiv:2205.01818*, 2022.
- [54] D. Chen and W. B. Dolan, "Collecting highly parallel data for paraphrase evaluation," in *Proceedings of the 49th annual meeting of the association for computational linguistics: human language technologies*, 2011, pp. 190–200.
- [55] J. Xu, T. Mei, T. Yao, and Y. Rui, "Msr-vtt: A large video description dataset for bridging video and language," in *Proceedings of the IEEE conference on computer vision and pattern recognition*, 2016, pp. 5288–5296.
- [56] X. Wang, J. Wu, J. Chen, L. Li, Y.-F. Wang, and W. Y. Wang, "Vatex: A large-scale, high-quality multilingual dataset for video-and-language research," in *Proceedings of the IEEE/CVF International Conference on Computer Vision*, 2019, pp. 4581–4591.
- [57] L. Zhou, C. Xu, and J. J. Corso, "Towards automatic learning of procedures from web instructional videos," in *Thirty-Second AAAI Conference on Artificial Intelligence*, 2018.
- [58] L. Anne Hendricks, O. Wang, E. Shechtman, J. Sivic, T. Darrell, and B. Russell, "Localizing moments in video with natural language," in *Proceedings of the IEEE international conference on computer vision*, 2017, pp. 5803–5812.
- [59] R. Krishna, K. Hata, F. Ren, L. Fei-Fei, and J. Carlos Nibbles, "Dense-captioning events in videos," in *Proceedings of the IEEE international conference on computer vision*, 2017, pp. 706–715.
- [60] A. Rohrbach, A. Torabi, M. Rohrbach, N. Tandon, C. Pal, H. Larochelle, A. Courville, and B. Schiele, "Movie description," *International Journal of Computer Vision*, vol. 123, no. 1, pp. 94–120, 2017.
- [61] K. Drossos, S. Lipping, and T. Virtanen, "Clotho: An audio captioning dataset," in *ICASSP 2020-2020 IEEE International Conference on Acoustics, Speech and Signal Processing (ICASSP)*. IEEE, 2020, pp. 736–740.
- [62] C. D. Kim, B. Kim, H. Lee, and G. Kim, "Audiocaps: Generating captions for audios in the wild," in *Proceedings of the 2019 Conference of the North American Chapter of the Association for Computational Linguistics: Human Language Technologies, Volume 1 (Long and Short Papers)*, 2019, pp. 119–132.
- [63] H. Yun, Y. Yu, W. Yang, K. Lee, and G. Kim, "Pano-avqa: Grounded audio-visual question answering on 360deg videos," in *Proceedings of the IEEE/CVF International Conference on Computer Vision*, 2021, pp. 2031–2041.
- [64] G. Li, Y. Wei, Y. Tian, C. Xu, J.-R. Wen, and D. Hu, "Learning to answer questions in dynamic audio-visual scenarios," in *Proceedings of the IEEE/CVF Conference on Computer Vision and Pattern Recognition*, 2022, pp. 19 108–19 118.
- [65] P. Yang, X. Wang, X. Duan, H. Chen, R. Hou, C. Jin, and W. Zhu, "Avqa: A dataset for audio-visual question answering on videos," in *Proceedings of the 30th ACM International Conference on Multimedia*, 2022, pp. 3480–3491.
- [66] J. F. Gemmeke, D. P. Ellis, D. Freedman, A. Jansen, W. Lawrence, R. C. Moore, M. Plakal, and M. Ritter, "Audio set: An ontology and human-labeled dataset for audio events," in *2017 IEEE international conference on acoustics, speech and signal processing (ICASSP)*. IEEE, 2017, pp. 776–780.
- [67] Z. Liu, J. Ning, Y. Cao, Y. Wei, Z. Zhang, S. Lin, and H. Hu, "Video swin transformer," in *Proceedings of the IEEE/CVF Conference on Computer Vision and Pattern Recognition*, 2022, pp. 3202–3211.
- [68] Y. Gong, Y.-A. Chung, and J. Glass, "Ast: Audio spectrogram transformer," *arXiv preprint arXiv:2104.01778*, 2021.
- [69] Y. Gong, C.-I. Lai, Y.-A. Chung, and J. Glass, "Ssast: Self-supervised audio spectrogram transformer," in *Proceedings of the AAAI Conference on Artificial Intelligence*, vol. 36, no. 10, 2022, pp. 10 699–10 709.
- [70] X. Cheng, H. Lin, X. Wu, F. Yang, and D. Shen, "Improving video-text retrieval by multi-stream corpus alignment and dual softmax loss," *arXiv preprint arXiv:2109.04290*, 2021.
- [71] J. Lei, L. Li, L. Zhou, Z. Gan, T. L. Berg, M. Bansal, and J. Liu, "Less is more: Clipbert for video-and-language learning via sparse sampling," in *Proceedings of the IEEE/CVF Conference on Computer Vision and Pattern Recognition*, 2021, pp. 7331–7341.
- [72] Y. Ge, Y. Ge, X. Liu, D. Li, Y. Shan, X. Qie, and P. Luo, "Bridging video-text retrieval with multiple choice questions," in *Proceedings of the IEEE/CVF Conference on Computer Vision and Pattern Recognition*, 2022, pp. 16 167–16 176.
- [73] Y. Ge, Y. Ge, X. Liu, A. J. Wang, J. Wu, Y. Shan, X. Qie, and P. Luo, "Miles: Visual bert pre-training with injected language semantics for video-text retrieval," *arXiv preprint arXiv:2204.12408*, 2022.
- [74] J. Wang, Y. Ge, G. Cai, R. Yan, X. Lin, Y. Shan, X. Qie, and M. Z. Shou, "Object-aware video-language pre-training for retrieval," in *Proceedings of the IEEE/CVF Conference on Computer Vision and Pattern Recognition*, 2022, pp. 3313–3322.
- [75] A. Nagrani, P. H. Seo, B. Seybold, A. Hauth, S. Manen, C. Sun, and C. Schmid, "Learning audio-video modalities from image captions," *arXiv preprint arXiv:2204.00679*, 2022.
- [76] Y. Sun, H. Xue, R. Song, B. Liu, H. Yang, and J. Fu, "Long-form video-language pre-training with multimodal temporal contrastive learning," *arXiv preprint arXiv:2210.06031*, 2022.

- [77] J. Lei, T. L. Berg, and M. Bansal, "Revealing single frame bias for video-and-language learning," *arXiv preprint arXiv:2206.03428*, 2022.
- [78] J. Yang, Y. Bisk, and J. Gao, "Taco: Token-aware cascade contrastive learning for video-text alignment," in *Proceedings of the IEEE/CVF International Conference on Computer Vision*, 2021, pp. 11 562–11 572.
- [79] M. Patrick, P.-Y. Huang, Y. Asano, F. Metze, A. Hauptmann, J. Henriques, and A. Vedaldi, "Support-set bottlenecks for video-text representation learning," *arXiv preprint arXiv:2010.02824*, 2020.
- [80] V. Gabeur, A. Nagrani, C. Sun, K. Alahari, and C. Schmid, "Masking modalities for cross-modal video retrieval," in *Proceedings of the IEEE/CVF Winter Conference on Applications of Computer Vision*, 2022, pp. 1766–1775.
- [81] A. J. Wang, Y. Ge, R. Yan, Y. Ge, X. Lin, G. Cai, J. Wu, Y. Shan, X. Qie, and M. Z. Shou, "All in one: Exploring unified video-language pre-training," *arXiv preprint arXiv:2203.07303*, 2022.
- [82] T.-J. Fu, L. Li, Z. Gan, K. Lin, W. Y. Wang, L. Wang, and Z. Liu, "Violet: End-to-end video-language transformers with masked visual-token modeling," *arXiv preprint arXiv:2111.12681*, 2021.
- [83] H. Luo, L. Ji, M. Zhong, Y. Chen, W. Lei, N. Duan, and T. Li, "Clip4clip: An empirical study of clip for end to end video clip retrieval and captioning," *Neurocomputing*, vol. 508, pp. 293–304, 2022.
- [84] Y. Liu, P. Xiong, L. Xu, S. Cao, and Q. Jin, "Ts2-net: Token shift and selection transformer for text-video retrieval," in *European Conference on Computer Vision*. Springer, 2022, pp. 319–335.
- [85] Y. Ma, G. Xu, X. Sun, M. Yan, J. Zhang, and R. Ji, "X-clip: End-to-end multi-grained contrastive learning for video-text retrieval," in *Proceedings of the 30th ACM International Conference on Multimedia*, 2022, pp. 638–647.
- [86] Y.-B. Lin, J. Lei, M. Bansal, and G. Bertasius, "Eclipse: Efficient long-range video retrieval using sight and sound," *arXiv preprint arXiv:2204.02874*, 2022.
- [87] Q. Wang, Y. Zhang, Y. Zheng, P. Pan, and X.-S. Hua, "Disentangled representation learning for text-video retrieval," *arXiv preprint arXiv:2203.07111*, 2022.
- [88] S. Min, W. Kong, R.-C. Tu, D. Gong, C. Cai, W. Zhao, C. Liu, S. Zheng, H. Wang, Z. Li *et al.*, "Hunyuan_tvr for text-video retrieval," *arXiv preprint arXiv:2204.03382*, 2022.
- [89] Y. Wang, K. Li, Y. Li, Y. He, B. Huang, Z. Zhao, H. Zhang, J. Xu, Y. Liu, Z. Wang *et al.*, "Internvideo: General video foundation models via generative and discriminative learning," *arXiv preprint arXiv:2212.03191*, 2022.
- [90] T.-Y. Lin, M. Maire, S. Belongie, J. Hays, P. Perona, D. Ramanan, P. Dollár, and C. L. Zitnick, "Microsoft coco: Common objects in context," in *European conference on computer vision*. Springer, 2014, pp. 740–755.
- [91] R. Krishna, Y. Zhu, O. Groth, J. Johnson, K. Hata, J. Kravitz, S. Chen, Y. Kalantidis, L.-J. Li, D. A. Shamma *et al.*, "Visual genome: Connecting language and vision using crowdsourced dense image annotations," *International journal of computer vision*, vol. 123, no. 1, pp. 32–73, 2017.
- [92] V. Ordonez, G. Kulkarni, and T. Berg, "Im2text: Describing images using 1 million captioned photographs," *Advances in neural information processing systems*, vol. 24, 2011.
- [93] K. Papineni, S. Roukos, T. Ward, and W.-J. Zhu, "Bleu: a method for automatic evaluation of machine translation," in *Proceedings of the 40th annual meeting of the Association for Computational Linguistics*, 2002, pp. 311–318.
- [94] S. Banerjee and A. Lavie, "Meteor: An automatic metric for mt evaluation with improved correlation with human judgments," in *Proceedings of the acl workshop on intrinsic and extrinsic evaluation measures for machine translation and/or summarization*, 2005, pp. 65–72.
- [95] S. Banerjee, A. Lavie *et al.*, "An automatic metric for mt evaluation with improved correlation with human judgments," in *Proceedings of the ACL-2005 Workshop on Intrinsic and Extrinsic Evaluation Measures for MT and/or Summarization*, 2005, pp. 65–72.
- [96] R. Vedantam, C. Lawrence Zitnick, and D. Parikh, "Cider: Consensus-based image description evaluation," in *Proceedings of the IEEE conference on computer vision and pattern recognition*, 2015, pp. 4566–4575.
- [97] P. Anderson, B. Fernando, M. Johnson, and S. Gould, "Spice: Semantic propositional image caption evaluation," in *European conference on computer vision*. Springer, 2016, pp. 382–398.
- [98] D. Xu, Z. Zhao, J. Xiao, F. Wu, H. Zhang, X. He, and Y. Zhuang, "Video question answering via gradually refined attention over appearance and motion," in *Proceedings of the 25th ACM international conference on Multimedia*, 2017, pp. 1645–1653.
- [99] Z. Yu, D. Xu, J. Yu, T. Yu, Z. Zhao, Y. Zhuang, and D. Tao, "Activitynet-qa: A dataset for understanding complex web videos via question answering," in *Proceedings of the AAAI Conference on Artificial Intelligence*, vol. 33, no. 01, 2019, pp. 9127–9134.
- [100] Y. Jang, Y. Song, Y. Yu, Y. Kim, and G. Kim, "Tgif-qa: Toward spatio-temporal reasoning in visual question answering," in *Proceedings of the IEEE conference on computer vision and pattern recognition*, 2017, pp. 2758–2766.
- [101] Y. Goyal, T. Khot, D. Summers-Stay, D. Batra, and D. Parikh, "Making the v in vqa matter: Elevating the role of image understanding in visual question answering," in *Proceedings of the IEEE conference on computer vision and pattern recognition*, 2017, pp. 6904–6913.
- [102] S. J. Rennie, E. Marcheret, Y. Mroueh, J. Ross, and V. Goel, "Self-critical sequence training for image captioning," in *Proceedings of the IEEE conference on computer vision and pattern recognition*, 2017, pp. 7008–7024.
- [103] Z. Zhang, Y. Shi, C. Yuan, B. Li, P. Wang, W. Hu, and Z.-J. Zha, "Object relational graph with teacher-recommended learning for video captioning," in *Proceedings of the IEEE/CVF conference on computer vision and pattern recognition*, 2020, pp. 13 278–13 288.
- [104] Z. Zhang, Z. Qi, C. Yuan, Y. Shan, B. Li, Y. Deng, and W. Hu, "Open-book video captioning with retrieve-copy-generate network," in *Proceedings of the IEEE/CVF Conference on Computer Vision and Pattern Recognition*, 2021, pp. 9837–9846.
- [105] K. Lin, L. Li, C.-C. Lin, F. Ahmed, Z. Gan, Z. Liu, Y. Lu, and L. Wang, "Swinbert: End-to-end transformers with sparse attention for video captioning," in *Proceedings of the IEEE/CVF Conference on Computer Vision and Pattern Recognition*, 2022, pp. 17 949–17 958.
- [106] J. Jiang, Z. Chen, H. Lin, X. Zhao, and Y. Gao, "Divide and conquer: Question-guided spatio-temporal contextual attention for video question answering," in *Proceedings of the AAAI Conference on Artificial Intelligence*, vol. 34, no. 07, 2020, pp. 11 101–11 108.
- [107] J. Huang, Y. Li, J. Feng, X. Sun, and R. Ji, "Clover: Towards a unified video-language alignment and fusion model," *arXiv preprint arXiv:2207.07885*, 2022.
- [108] A. Yang, A. Miech, J. Sivic, I. Laptev, and C. Schmid, "Just ask: Learning to answer questions from millions of narrated videos," in *Proceedings of the IEEE/CVF International Conference on Computer Vision*, 2021, pp. 1686–1697.
- [109] R. Zellers, X. Lu, J. Hessel, Y. Yu, J. S. Park, J. Cao, A. Farhadi, and Y. Choi, "Merlot: Multimodal neural script knowledge models," *Advances in Neural Information Processing Systems*, vol. 34, pp. 23 634–23 651, 2021.
- [110] A. Yang, A. Miech, J. Sivic, I. Laptev, and C. Schmid, "Zero-shot video question answering via frozen bidirectional language models," *arXiv preprint arXiv:2206.08155*, 2022.
- [111] S. Yan, T. Zhu, Z. Wang, Y. Cao, M. Zhang, S. Ghosh, Y. Wu, and J. Yu, "Video-text modeling with zero-shot transfer from contrastive captioners," *arXiv preprint arXiv:2212.04979*, 2022.
- [112] A.-M. Oncescu, A. Koepke, J. F. Henriques, Z. Akata, and S. Albanie, "Audio retrieval with natural language queries," *arXiv preprint arXiv:2105.02192*, 2021.
- [113] X. Xu, H. Dinkel, M. Wu, and K. Yu, "A crnn-gru based reinforcement learning approach to audio captioning," in *DCASE*, 2020, pp. 225–229.
- [114] K. Chen, Y. Wu, Z. Wang, X. Zhang, F. Nian, S. Li, and X. Shao, "Audio captioning based on transformer and pre-trained cnn," in *DCASE*, 2020, pp. 21–25.
- [115] X. Xu, H. Dinkel, M. Wu, Z. Xie, and K. Yu, "Investigating local and global information for automated audio captioning with transfer learning," in *ICASSP 2021-2021 IEEE International Conference on Acoustics, Speech and Signal Processing (ICASSP)*. IEEE, 2021, pp. 905–909.
- [116] A. Koh, X. Fuzhao, and C. E. Siong, "Automated audio captioning using transfer learning and reconstruction latent space similarity regularization," in *ICASSP 2022-2022 IEEE International Conference on Acoustics, Speech and Signal Processing (ICASSP)*. IEEE, 2022, pp. 7722–7726.
- [117] X. Mei, X. Liu, Q. Huang, M. D. Plumbley, and W. Wang, "Audio captioning transformer," *arXiv preprint arXiv:2107.09817*, 2021.

- [118] X. Liu, X. Mei, Q. Huang, J. Sun, J. Zhao, H. Liu, M. D. Plumbley, V. Kilic, and W. Wang, "Leveraging pre-trained bert for audio captioning," in *2022 30th European Signal Processing Conference (EUSIPCO)*. IEEE, 2022, pp. 1145–1149.
- [119] M. Ding, B. Xiao, N. Codella, P. Luo, J. Wang, and L. Yuan, "Davvit: Dual attention vision transformers," *arXiv preprint arXiv:2204.03645*, 2022.
- [120] P. He, X. Liu, J. Gao, and W. Chen, "Deberta: Decoding-enhanced bert with disentangled attention," *arXiv preprint arXiv:2006.03654*, 2020.
- [121] X. Li, X. Yin, C. Li, P. Zhang, X. Hu, L. Zhang, L. Wang, H. Hu, L. Dong, F. Wei *et al.*, "Oscar: Object-semantics aligned pre-training for vision-language tasks," in *European Conference on Computer Vision*. Springer, 2020, pp. 121–137.
- [122] J. Wang, X. Hu, Z. Gan, Z. Yang, X. Dai, Z. Liu, Y. Lu, and L. Wang, "Ufo: A unified transformer for vision-language representation learning," *arXiv preprint arXiv:2111.10023*, 2021.
- [123] P. Zhang, X. Li, X. Hu, J. Yang, L. Zhang, L. Wang, Y. Choi, and J. Gao, "Vinvl: Revisiting visual representations in vision-language models," in *Proceedings of the IEEE/CVF Conference on Computer Vision and Pattern Recognition*, 2021, pp. 5579–5588.
- [124] Z.-Y. Dou, Y. Xu, Z. Gan, J. Wang, S. Wang, L. Wang, C. Zhu, P. Zhang, L. Yuan, N. Peng *et al.*, "An empirical study of training end-to-end vision-and-language transformers," in *Proceedings of the IEEE/CVF Conference on Computer Vision and Pattern Recognition*, 2022, pp. 18 166–18 176.
- [125] L. Yao, R. Huang, L. Hou, G. Lu, M. Niu, H. Xu, X. Liang, Z. Li, X. Jiang, and C. Xu, "Filip: Fine-grained interactive language-image pre-training," *arXiv preprint arXiv:2111.07783*, 2021.
- [126] J. Li, D. Li, C. Xiong, and S. Hoi, "Blip: Bootstrapping language-image pre-training for unified vision-language understanding and generation," *arXiv preprint arXiv:2201.12086*, 2022.
- [127] X. Hu, Z. Gan, J. Wang, Z. Yang, Z. Liu, Y. Lu, and L. Wang, "Scaling up vision-language pre-training for image captioning," in *Proceedings of the IEEE/CVF Conference on Computer Vision and Pattern Recognition*, 2022, pp. 17 980–17 989.