

Critical endpoint of (3+1)-dimensional finite density \mathbb{Z}_3 gauge-Higgs model with tensor renormalization group

Shinichiro Akiyama^a Yoshinobu Kuramashi^b

^a*Institute for Physics of Intelligence, University of Tokyo, Tokyo, 113-003, Japan*

^b*Center for Computational Sciences, University of Tsukuba, Tsukuba, Ibaraki 305-8577, Japan*

E-mail: akiyama@phys.s.u-tokyo.ac.jp, kuramasi@het.ph.tsukuba.ac.jp

ABSTRACT: The critical endpoint of the (3+1)-dimensional \mathbb{Z}_3 gauge-Higgs model at finite density is determined by the tensor renormalization group method. This work is an extension of the previous one on the \mathbb{Z}_2 model. The vital difference between them is that the \mathbb{Z}_3 model suffers from the sign problem, while the \mathbb{Z}_2 model does not. We show that the tensor renormalization group method allows us to locate the critical endpoint for the \mathbb{Z}_3 gauge-Higgs model at finite density, regardless of the sign problem.

Contents

1	Introduction	1
2	Formulation and numerical algorithm	2
3	Numerical results	3
4	Summary and outlook	12
A	Impurity tensor method for $\langle U \rangle$	12

1 Introduction

The last decade was devoted to an initial stage to apply the tensor renormalization group (TRG) method ¹, which was originally proposed to study two-dimensional ($2d$) classical spin systems in the field of condensed matter physics [1], to quantum field theories consisting of scalar, fermion, and gauge fields [11–13]. There were many attempts to confirm or utilize the following expected advantages of the TRG method employing the lower-dimensional models: (i) no sign problem [4, 14–24], (ii) logarithmic computational cost on the system size, (iii) direct manipulation of the Grassmann variables [2, 4, 5, 16, 19, 25–27], (iv) evaluation of the partition function or the path-integral itself.

The first TRG calculation of the $4d$ Ising model [28] was the trigger to explore various $(3+1)d$ quantum field theories with the TRG method: complex ϕ^4 theory at finite density [29], real ϕ^4 theory [30], Nambu–Jona-Lasinio (NJL) model at high density and very low temperature [8], and $U(N)$ gauge theory with the infinite-coupling limit [31]. Recently, the phase structure of the \mathbb{Z}_2 gauge-Higgs model at finite density has been investigated and its critical endpoint has been determined within the TRG method [32]. This is the first application of the TRG method to a $(3+1)d$ lattice gauge theory beyond the $(1+1)d$ systems [4, 15, 18, 21, 33–36] and $(2+1)d$ ones [37–39]. In this paper, we investigate the phase structure of the \mathbb{Z}_3 gauge-Higgs model at finite density. Figure 1 illustrates the expected phase diagram at vanishing density, which is speculated from the numerical study of the phase diagrams of the \mathbb{Z}_N gauge-Higgs models [41–43]. We determine the critical endpoint following the procedure employed in the \mathbb{Z}_2 study [32]. The important difference between the \mathbb{Z}_3 and \mathbb{Z}_2 models is that the former yields the sign problem at finite chemical potential contrary to the latter. Therefore, this model has been investigated by dual lattice simulations [44, 45]. The purpose of this work is to confirm the effectiveness of the TRG method for a $(3+1)d$ gauge theory with the sign problem, which should serve as a better test bed for the future study of the QCD at finite density.

¹In this paper, the “TRG method” or the “TRG approach” refers to not only the original numerical algorithm proposed by Levin and Nave [1] but also its extensions [2–10].

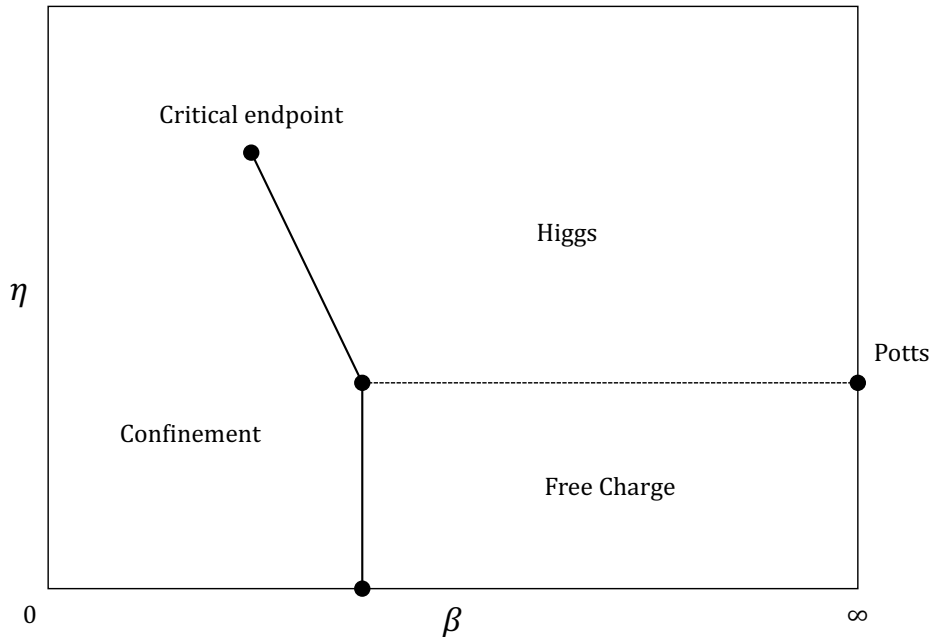


Figure 1. Schematic phase diagram of $(3+1)d$ \mathbb{Z}_3 gauge-Higgs model at the vanishing chemical potential. β -axis denotes the inverse gauge coupling and η represents the spin-spin coupling. The pure \mathbb{Z}_3 gauge theory is characterized by $\eta = 0$ whose transition point is $\beta = 2 \ln(1 + \sqrt{3})/3$ [46–50]. The limit $\beta \rightarrow \infty$ is equivalent to the three-state Potts model whose transition point is obtained by the Monte Carlo renormalization group method [51, 52], where the estimated transition point of $4d$ Potts model is $2\eta = 0.3875$.

This paper is organized as follows. In Sec. 2, we define the \mathbb{Z}_3 gauge-Higgs model at finite density on a $(3+1)d$ lattice. In Sec. 3, we provide a consistency check between the TRG approach and the dual lattice simulations before we determine the critical endpoints at $\mu = 0, 1, 2$ in the $(3+1)d$ model and discuss to what extent they are shifted by the effect of finite μ . Section 4 is devoted to summary and outlook.

2 Formulation and numerical algorithm

We consider the path integral of the \mathbb{Z}_3 gauge-Higgs model at finite density on an isotropic hypercubic lattice $\Lambda_{3+1} = \{(n_1, \dots, n_4) | n_\nu = 1, \dots, L\}$ whose volume is equal to $V = L^4$. The lattice spacing a is set to $a = 1$ without loss of generality. The gauge fields $U_\nu(n)$ ($\nu = 1, \dots, 4$) reside on the links and the matter fields $\sigma(n)$ are on the sites. Both variables $U_\nu(n)$ and $\sigma(n)$ take their values on $\mathbb{Z}_3 = \{1, \exp(i\pi/3), \exp(i2\pi/3)\}$. The action S is

defined as

$$S = -\beta \sum_{n \in \Lambda_{3+1}} \sum_{\nu > \rho} \Re [U_\nu(n) U_\rho(n + \hat{\nu}) U_\nu^*(n + \hat{\rho}) U_\rho^*(n)] \\ - \eta \sum_n \sum_\nu \left[e^{\mu \delta_{\nu,4}} \sigma^*(n) U_\nu(n) \sigma(n + \hat{\nu}) + e^{-\mu \delta_{\nu,4}} \sigma^*(n) U_\nu^*(n - \hat{\nu}) \sigma(n - \hat{\nu}) \right], \quad (2.1)$$

where β is the inverse gauge coupling, η is the spin-spin coupling and μ is the chemical potential. This parametrization follows Ref. [44]. We employ periodic boundary conditions for both the gauge and matter fields in all directions. The path integral is then given by

$$Z = \left(\prod_{n, \nu} \sum_{U_\nu(n) \in \mathbb{Z}_3} \right) \left(\prod_n \sum_{\sigma(n) \in \mathbb{Z}_3} \right) e^{-S}, \quad (2.2)$$

where the sum is taken over all possible field configurations. Since $\sigma(n) \in \mathbb{Z}_3$, one is allowed to choose the so-called unitary gauge [41], which eliminates the matter field $\sigma(n)$ by redefining the link variable $U_\nu(n)$ via

$$\sigma^*(n) U_\nu(n) \sigma(n + \hat{\nu}) \mapsto U_\nu(n). \quad (2.3)$$

With the unitary gauge, Eq. (2.1) is reduced to be

$$S = -\beta \sum_{n \in \Lambda_{3+1}} \sum_{\nu > \rho} \Re [U_\nu(n) U_\rho(n + \hat{\nu}) U_\nu^*(n + \hat{\rho}) U_\rho^*(n)] \\ - 2\eta \sum_n \sum_\nu \{ \cosh(\mu \delta_{\nu,4}) \Re [U_\nu(n)] + i \sinh(\mu \delta_{\nu,4}) \Im [U_\nu(n)] \}, \quad (2.4)$$

whose path integral is given by

$$Z = \left(\prod_{n, \nu} \sum_{U_\nu(n) \in \mathbb{Z}_3} \right) e^{-S}, \quad (2.5)$$

instead of Eq. (2.2). The construction of the tensor network representation for the general \mathbb{Z}_N case is already described in Ref. [32], which is based on the asymmetric construction established in Ref. [53]. We also employ the anisotropic TRG (ATRG) [6] with the parallel computation as in Refs. [29, 32].

3 Numerical results

The path integral of Eq. (2.5) is evaluated using the parallelized ATRG algorithm with the bond dimension D . Firstly, we make a consistency check between our results and those obtained by the previous lattice calculation. In Ref. [44], the dual lattice simulation gives β dependence of the plaquette value and its susceptibility choosing $\eta = 0.5$, where no phase transition is expected passing by the critical endpoint in Fig. 8 below. We evaluate the plaquette value $\langle U \rangle$ defined by

$$\langle U \rangle = \frac{1}{6V} \frac{\partial \ln Z}{\partial \beta} \quad (3.1)$$

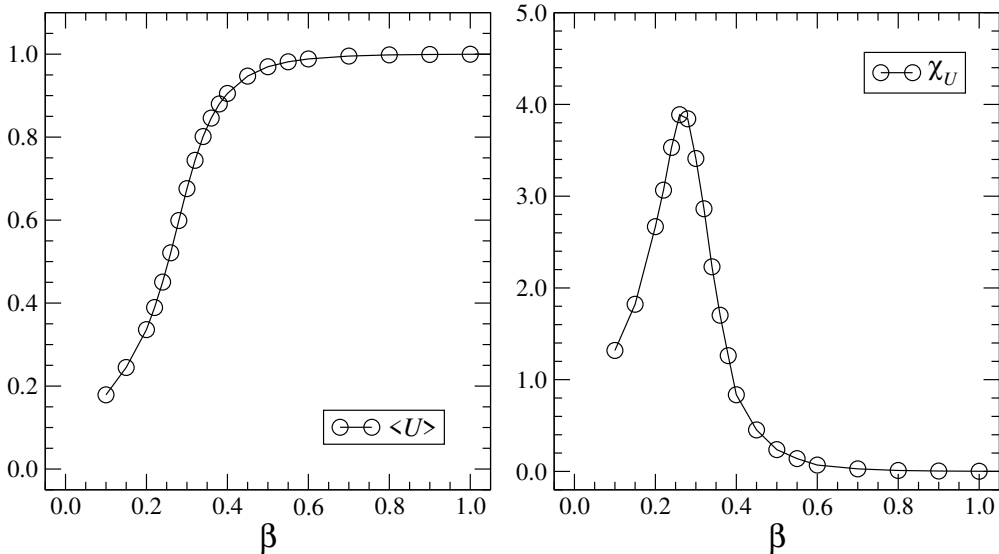


Figure 2. β dependence of the plaquette value (left) and its susceptibility (right) at $\eta = 0.5$ with $D = 45$.

using the impurity tensor method, setting $D = 45$. To evaluate $\langle U \rangle$ via the impurity tensor method, we construct the tensor network representation differently from Ref. [32]. The detail is explained in Appendix A. In Fig. 2, we plot the plaquette value and its susceptibility χ_U as a function of β at $\eta = 0.5$. We calculate χ_U via the forward difference of $\langle U \rangle$. The results should be compared with Fig. 5 in Ref. [44] obtained with the dual lattice simulation. Both results show consistency with Ref. [44], where no sign of the phase transition is observed. Therefore, we expect that $D = 45$ is sufficiently large to calculate the thermodynamic quantities in the finite- η regime. Note that the peak height of χ_U is a little bit smaller than that in Ref. [44]. We think that this can be attributed to the forward difference of $\langle U \rangle$.

Now, let us estimate the critical endpoint with the TRG approach. The first-order phase transition line in the phase diagram terminates at the critical endpoint (β_c, η_c) . We employ the average link defined by

$$\langle L \rangle = \frac{1}{4V} \frac{\partial \ln Z}{\partial (2\eta)} \quad (3.2)$$

to detect the first-order phase transition. We regard the critical endpoint (β_c, η_c) as a point where the jump in $\langle L \rangle$, as a function of η , vanishes. The factor $4V$ corresponds to the number of links in Λ_{3+1} with the periodic boundary condition. We evaluate $\langle L \rangle$

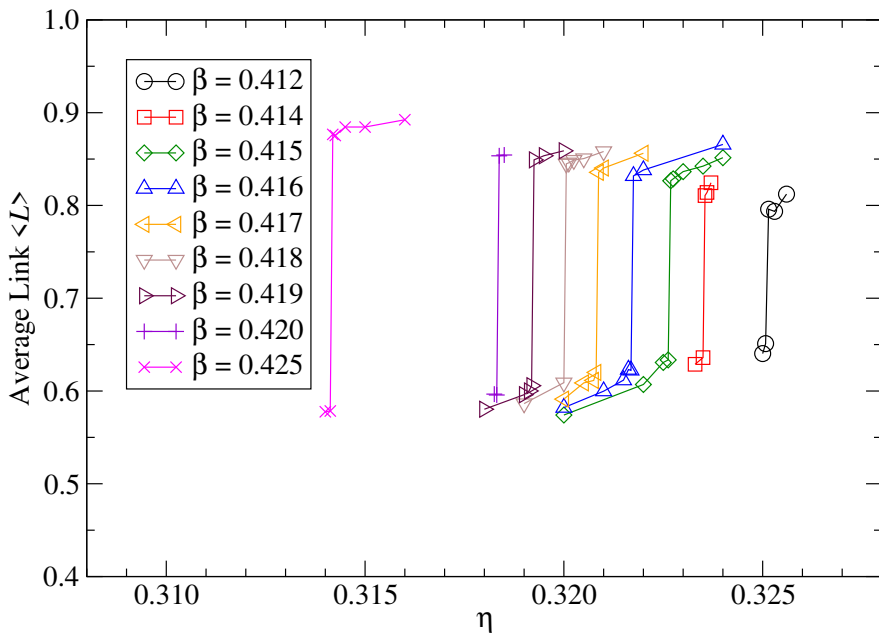


Figure 3. η dependence of $\langle L \rangle$ at $\mu = 0$ for $\beta \in [0.412, 0.425]$.

with the impurity tensor method, whose expression is given in the appendix of Ref. [32]. In the following, all the results are calculated by setting $D = 50$ in the thermodynamic limit, where the TRG computation converges for the system size. We first determine the critical endpoint in the $\mu = 0$ case. Figure 3 shows the η dependence of $\langle L \rangle$ at $\mu = 0$ with the several choices of β . We observe clear gaps in $\langle L \rangle$ at a certain value of η for $\beta \in [0.412, 0.425]$. Values of these gaps in $\langle L \rangle$, denoted by $\Delta\langle L \rangle$, are listed in Table 1, together with the corresponding first-order transition point of (β, η) . Although $\Delta\langle L \rangle$ is evaluated just by $\langle L \rangle(\eta = \eta_+) - \langle L \rangle(\eta = \eta_-)$, where η_+ and η_- are chosen from different phases, we set $\eta_+ - \eta_- = O(10^{-5})$ for all β . The error for η in Table 1 is provided by the magnitude of $\eta_+ - \eta_-$. Figure 4 shows the typical D dependence of the transition point η . The relative error between the first-order transition points with $D = 44$ and $D = 50$ is 0.019%. Hence, it may be expected that the finite- D effect is well suppressed to identify transition points. In order to determine the critical endpoint (β_c, η_c) , we separately fit the data of $\Delta\langle L \rangle$, assuming the functions $\Delta\langle L \rangle = A(\beta - \beta_c)^p$ and $\Delta\langle L \rangle = B(\eta_c - \eta)^q$, respectively, where A , B , β_c , η_c , p , and q are the fit parameters. The fit results are drawn in Fig. 5 and their numerical values are presented in Table 2. The fit provides us with $(\beta_c, \eta_c) = (0.409(7), 0.3280(6))$ as the critical endpoint at $\mu = 0$.

Let us turn to the finite density cases with $\mu = 1$ and 2, where the Monte Carlo approach is ruled out by the sign problem. In Fig. 6 we plot the η dependence of the link

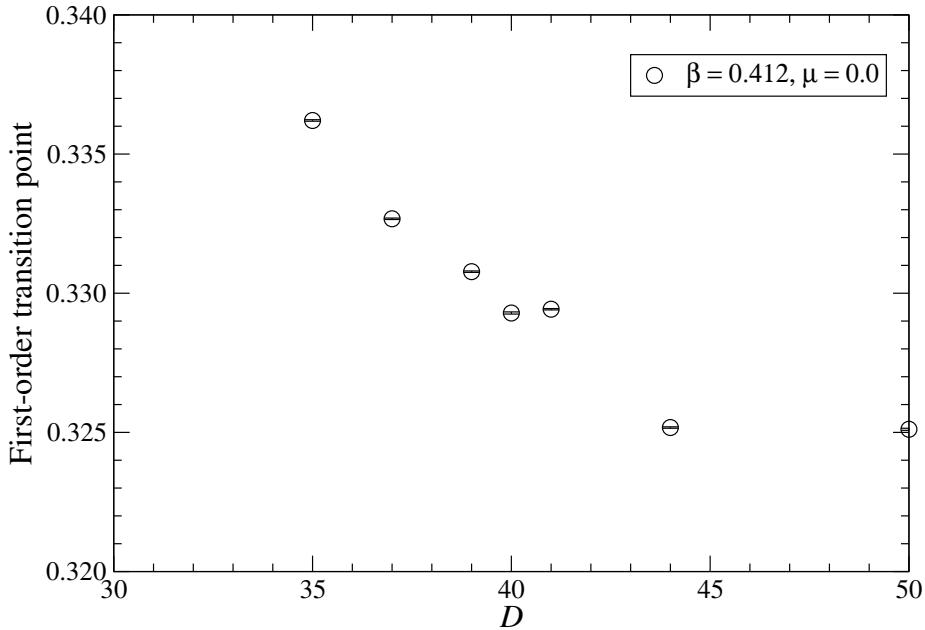


Figure 4. Convergence behavior of the transition point of η as a function of D at $\beta = 0.412$ with vanishing μ .

average with the several choices of β at $\mu = 2$. This should be compared with Fig. 11 of Ref. [32] in the \mathbb{Z}_2 model. We find a similar quality of data for both cases, which means that the TRG method works efficiently regardless of the sign problem. Table 1 summarizes the finite values of $\Delta\langle L \rangle$ and the transition points. $\Delta\langle L \rangle$ is fitted with the same functions as in the case of $\mu = 0$. The fit results at $\mu = 2$ are shown in Fig. 7. Their numerical values are presented in Table 2, together with the results of $\mu = 0, 1$. We obtain $(\beta_c, \eta_c) = (0.4139(2), 0.2813(2))$ and $(0.40873(7), 0.20994(9))$ as the critical endpoints at $\mu = 1$ and $\mu = 2$, respectively. Comparing the critical endpoints at $\mu = 0, 1, 2$, we find that β_c has little μ dependence, while η_c is sizably diminished as μ increases. Notice that similar behavior has been observed in the \mathbb{Z}_2 model [32]. We summarize these results in Fig. 8, where the critical endpoints in the \mathbb{Z}_3 model is plotted together with those in the \mathbb{Z}_2 model [32]. According to Refs. [41, 43], the values of β_c and η_c are expected to increase as N in \mathbb{Z}_N increases. Therefore, the resulting endpoints by the TRG method seem reasonable for the increase of N .

Table 1. $\Delta\langle L \rangle$ and the first-order transition points of (β, η) at $\mu = 0, 1, 2$. All the results are obtained with $D = 50$.

$\mu = 0$		
β	η	$\Delta\langle L \rangle$
0.412	0.32511(4)	0.1448570626
0.414	0.32353(3)	0.1746984961
0.415	0.32266(4)	0.1930650060
0.416	0.32172(4)	0.2096426007
0.417	0.32084(4)	0.2156841414
0.418	0.32003(4)	0.2358818267
0.419	0.31922(4)	0.2434405732
0.420	0.31834(4)	0.2578042490
0.425	0.31422(2)	0.3007002064
$\mu = 1$		
β	η	$\Delta\langle L \rangle$
0.415	0.28055(2)	0.1443182714
0.416	0.27984(3)	0.1815751895
0.417	0.27916(3)	0.2059557920
0.418	0.27841(3)	0.2232897426
0.419	0.27766(3)	0.2468143002
0.420	0.27691(4)	0.2614199552
0.421	0.27628(2)	0.2735230025
$\mu = 2$		
β	η	$\Delta\langle L \rangle$
0.409	0.20972(3)	0.0516254411
0.410	0.20894(3)	0.1150573520
0.411	0.20816(4)	0.1403103742
0.412	0.20741(3)	0.1720190275
0.413	0.20661(3)	0.1985852268
0.414	0.20584(3)	0.2196185602

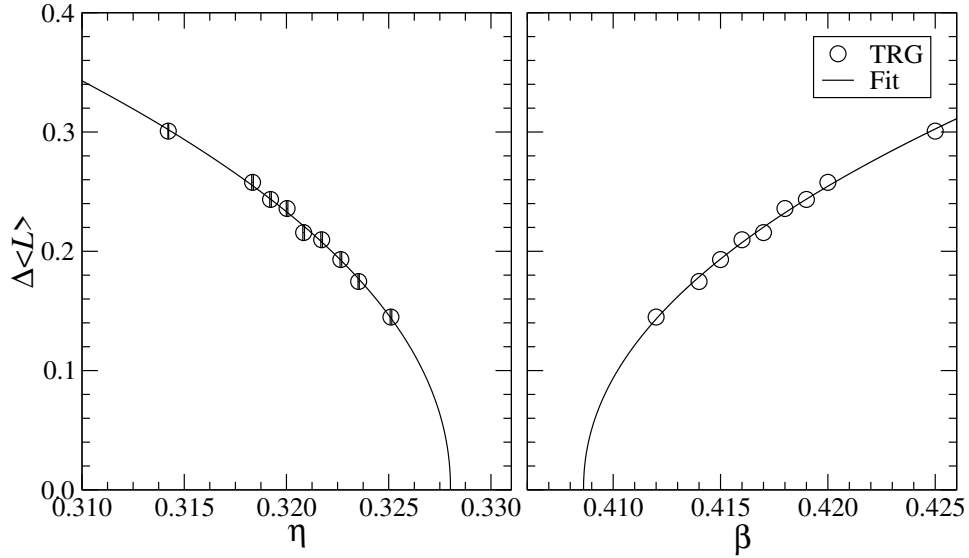


Figure 5. (Left) Fit of $\Delta\langle L \rangle$ at $\mu = 0$ as a function of η . (Right) Fit of $\Delta\langle L \rangle$ at $\mu = 0$ as a function of β .

Table 2. Fit results for $\Delta\langle L \rangle$. All the results are obtained with the TRG method whose bond dimension is set as $D = 50$.

$\mu = 0$					
A	β_c	p	B	η_c	q
2.1(3)	0.409(7)	0.47(4)	2.3(4)	0.3280(6)	0.48(4)
$\mu = 1$					
A	β_c	p	B	η_c	q
1.5(2)	0.4139(2)	0.35(7)	1.7(2)	0.2813(2)	0.34(3)
$\mu = 2$					
A	β_c	p	B	η_c	q
2.8(6)	0.40873(7)	0.48(4)	3.2(8)	0.20994(9)	0.49(4)

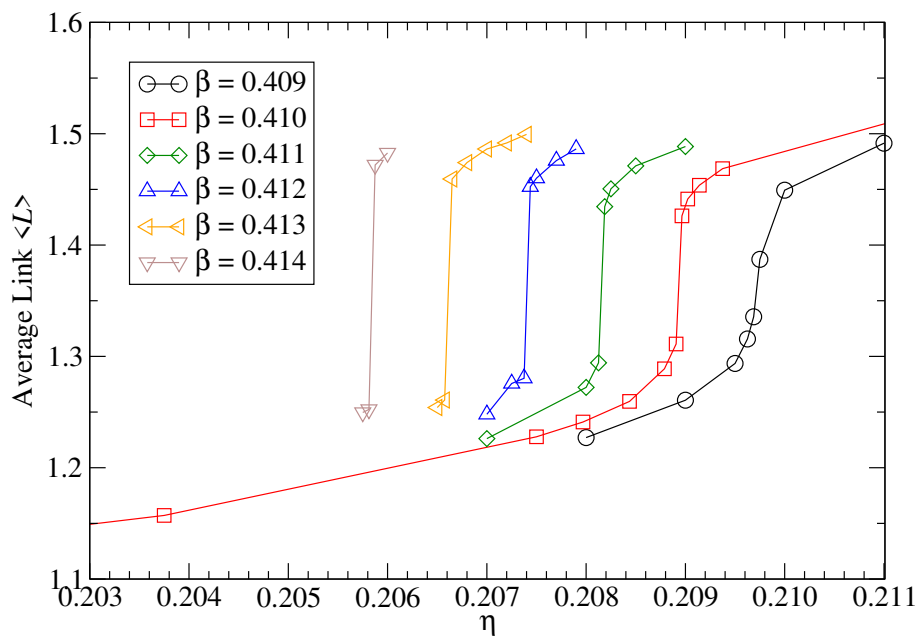


Figure 6. η dependence of $\langle L \rangle$ at $\mu = 2$ for $\beta \in [0.409, 0.414]$.

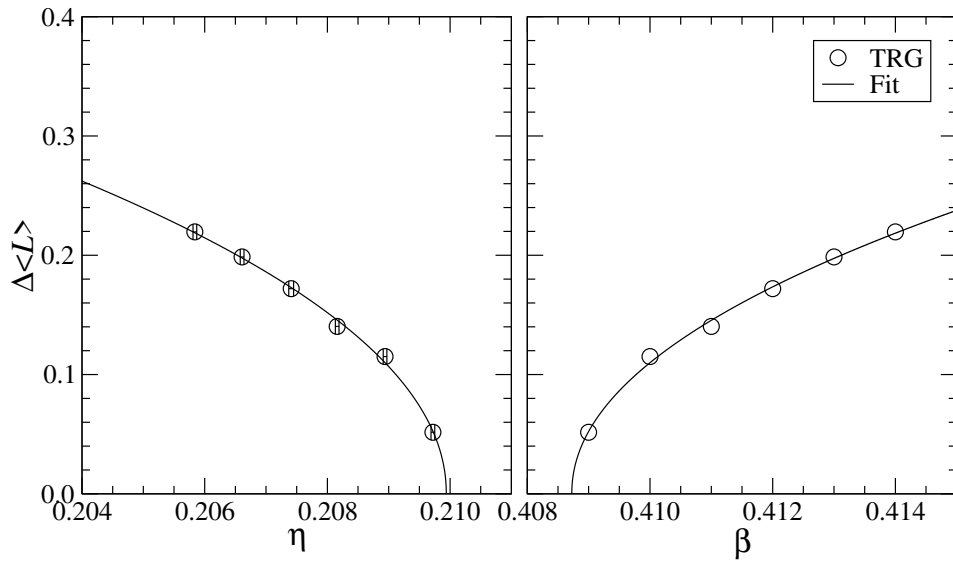


Figure 7. (Left) Fit of $\Delta\langle L \rangle$ at $\mu = 2$ as a function of η . (Right) Fit of $\Delta\langle L \rangle$ at $\mu = 2$ as a function of β .

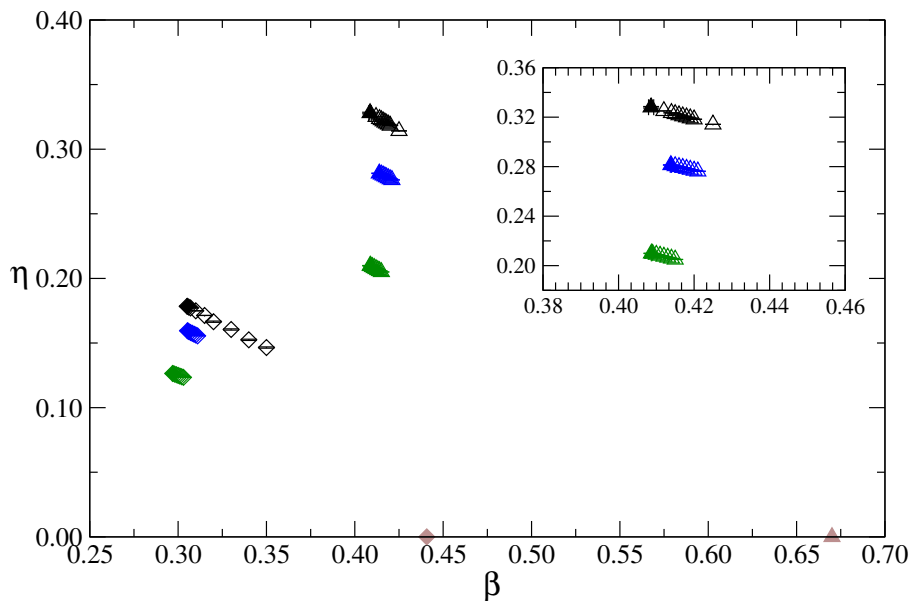


Figure 8. Summary of the critical points in the $(3+1)d$ \mathbb{Z}_3 gauge-Higgs model, together with the \mathbb{Z}_2 model [32] for comparison. Black, blue, and green symbols represent the transition points for $\mu = 0, 1,$ and $2,$ respectively. Open symbols denote the first-order transition points. Closed symbols are for the critical endpoints estimated by fitting. Diamonds and triangles denote the cases with \mathbb{Z}_2 and $\mathbb{Z}_3,$ respectively. Symbols on the β -axis are the pure gauge transition points, which are $\ln(1 + \sqrt{2})/2$ and $2\ln(1 + \sqrt{3})/3$ for \mathbb{Z}_2 and $\mathbb{Z}_3,$ respectively [46–50]. The inset graph makes a closer look for transition points of the \mathbb{Z}_3 model.

4 Summary and outlook

In this paper, we have determined the critical endpoints of $(3+1)d$ \mathbb{Z}_3 gauge-Higgs model at finite density, where the sign problem prohibits the conventional Monte Carlo approach. We have closely followed the determination procedure employed in the previous work on the \mathbb{Z}_2 model [32], which is free from the sign problem. The resulting endpoints by the TRG method seem reasonable, compared with the previous work of the \mathbb{Z}_2 model [32]. In addition, we have computed the plaquette value as a function of β , which is comparable with the previous study of the same model by the dual lattice simulation [44]. Our results show that the TRG method works efficiently for both models regardless of the existence of the sign problem, so it is a promising approach to the future investigation of the QCD at finite density. The next step should be an extension of this study to the $(3+1)d$ lattice gauge theories with continuous gauge groups, also including dynamical matter fields.

Acknowledgments

Numerical calculation for the present work was carried out with Oakbridge-CX in the Information Technology Center at The University of Tokyo and the computational resource was offered under the category of General Projects by Research Institute for Information Technology in Kyushu University. We also used the supercomputer Fugaku provided by RIKEN through the HPCI System Research Project (Project ID: hp210204, hp220203) and computational resources of Wisteria/BDEC-01 and Cygnus under the Multidisciplinary Cooperative Research Program of Center for Computational Sciences, University of Tsukuba. This work is supported in part by Grants-in-Aid for Scientific Research from the Ministry of Education, Culture, Sports, Science and Technology (MEXT) (No. 20H00148). S. A. is supported by the Endowed Project for Quantum Software Research and Education, the University of Tokyo ([54]), and by JSPS KAKENHI Grant Number JP23K13096.

A Impurity tensor method for $\langle U \rangle$

In section 3, $\langle U \rangle$ is calculated by the impurity tensor method, where we slightly modify the asymmetric formulation in Ref. [53]. To explain our modification, we first review the asymmetric formulation for $(3+1)d$ \mathbb{Z}_3 gauge-Higgs model. We regard the local Boltzmann weight corresponding to the plaquette interaction in Eq. (2.1) as a four-rank tensor,

$$\begin{aligned}
& W_{U_\nu(n)U_\rho(n+\hat{\nu})U_\nu(n+\hat{\rho})U_\rho(n)} \\
&= \exp(\beta \Re [U_\nu(n)U_\rho(n+\hat{\nu})U_\nu^*(n+\hat{\rho})U_\rho^*(n)]) \\
&\times \exp\left[\frac{\eta}{3} \left\{ \cosh(\mu\delta_{\nu,4}) \Re [U_\nu(n)] + i \sinh(\mu\delta_{\nu,4}) \Im [U_\nu(n)] \right\}, \right] \\
&\times \exp\left[\frac{\eta}{3} \left\{ \cosh(\mu\delta_{\nu,4}) \Re [U_\rho(n+\hat{\nu})] + i \sinh(\mu\delta_{\nu,4}) \Im [U_\rho(n+\hat{\nu})] \right\}, \right] \\
&\times \exp\left[\frac{\eta}{3} \left\{ \cosh(\mu\delta_{\nu,4}) \Re [U_\nu^*(n+\hat{\rho})] + i \sinh(\mu\delta_{\nu,4}) \Im [U_\nu^*(n+\hat{\rho})] \right\}, \right] \\
&\times \exp\left[\frac{\eta}{3} \left\{ \cosh(\mu\delta_{\nu,4}) \Re [U_\rho^*(n)] + i \sinh(\mu\delta_{\nu,4}) \Im [U_\rho^*(n)] \right\}, \right]. \tag{A.1}
\end{aligned}$$

For later convenience, we have included spin-spin coupling terms associated with the plaquette. Using the higher-order singular value decomposition (HOSVD), we can decompose W via

$$W_{U_\nu(n)U_\rho(n+\hat{\nu})U_\nu(n+\hat{\rho})U_\rho(n)} = \sum_{a,b,c,d} V_{U_\nu(n)a} V_{U_\rho(n+\hat{\nu})b} V_{U_\nu(n+\hat{\rho})c} V_{U_\rho(n),d} B_{abcd}, \quad (\text{A.2})$$

where V 's are unitary matrices and B is the core tensor. Integrating out all link variables $U_\nu(n)$'s in Eq. (2.5) at each link independently, we have a six-leg tensor A at each link according to

$$A_{m_1 m_2 m_3 m'_1 m'_2 m'_3} = \sum_{U_\nu(n)} \left(\prod_{i=1}^3 V_{U_\nu(n)m_i} V_{U_\nu(n)m'_i} \right). \quad (\text{A.3})$$

Therefore, we have the tensor network representation for Eq. (2.5) as

$$Z = \text{tTr} \left[\left(\prod_{\ell} A_{\ell} \right) \left(\prod_{\square} B_{\square} \right) \right]. \quad (\text{A.4})$$

Considering the tensor contraction among A_{ℓ} 's with $\ell = (n, 1), (n, 2), (n, 3), (n, 4)$ and B_{\square} 's associated with these A_{ℓ} 's, we can define a local tensor \mathcal{T}_n at the site n . This is the asymmetric construction, which gives us the uniform tensor network representation such that

$$Z = \text{tTr} \left[\prod_{n \in \Lambda_{d+1}} \mathcal{T}_n \right]. \quad (\text{A.5})$$

\mathcal{T}_n can be regarded as an eight-leg tensor, say $\mathcal{T}_{n;xyztx'y'z't'}$, where each index is constructed by three indices coming from the HOSVD.

Now, we re-express \mathcal{T}_n in Eq. (A.5) using the original link variables $U_\nu(n)$, not using the indices introduced by the HOSVD. This can be easily done by re-expressing A_{ℓ} 's in \mathcal{T}_n as the right-hand side of Eq. (A.3) and integrating out the indices coming from the HOSVD. One can see that this derivation gives us a new local tensor in the following form,

$$\begin{aligned} \mathcal{T}_{n;(x_1 x_2 x_3)(y_1 y_2 y_3)(z_1 z_2 z_3)(t_1 t_2 t_3)(x'_1 x'_2 x'_3)(y'_1 y'_2 y'_3)(z'_1 z'_2 z'_3)(t'_1 t'_2 t'_3)} = \\ \left(\prod_{\nu=1}^4 \sum_{U_\nu(n)} \right) \delta_{U_1(n)y_1 z_1 t_1} \delta_{U_2(n)x_2 z_2 t_2} \delta_{U_3(n)x_3 y_3 t_3} \delta_{U_4(n)x_4 y_4 z_4} \\ \times W_{U_1(n)x'_2 y'_1 U_2(n)} W_{U_1(n)x'_3 z'_1 U_3(n)} W_{U_1(n)x'_4 t'_1 U_4(n)} W_{U_2(n)y'_3 z'_2 U_3(n)} W_{U_2(n)y'_4 t'_2 U_4(n)} W_{U_3(n)z'_4 t'_3 U_4(n)}. \end{aligned} \quad (\text{A.6})$$

Using this \mathcal{T}_n , the path integral is again represented as in Eq. (A.5). Note that this construction has also been employed for $3d$ $SU(2)$ gauge theory in Ref. [40]. Thanks to Eq. (A.6), we can easily introduce the impurity tensor to describe $\langle U \rangle$. For example, the

expectation value of the plaquette on the 12-plane is expressed by the following impurity tensor,

$$\begin{aligned} & \mathcal{S}_{n;(x_1 x_2 x_3)(y_1 y_2 y_3)(z_1 z_2 z_3)(t_1 t_2 t_3)(x'_1 x'_2 x'_3)(y'_1 y'_2 y'_3)(z'_1 z'_2 z'_3)(t'_1 t'_2 t'_3)}^{[12]} = \\ & \left(\prod_{\nu=1}^4 \sum_{U_\nu(n)} \right) \delta_{U_1(n)y_1 z_1 t_1} \delta_{U_2(n)x_2 z_2 t_2} \delta_{U_3(n)x_3 y_3 t_3} \delta_{U_4(n)x_4 y_4 z_4} \exp(\beta \Re [U_1(n)x'_2(y')^*_1 U_2^*(n)]) \\ & \times W_{U_1(n)x'_2 y'_1 U_2(n)} W_{U_1(n)x'_3 z'_1 U_3(n)} W_{U_1(n)x'_4 t'_1 U_4(n)} W_{U_2(n)y'_3 z'_2 U_3(n)} W_{U_2(n)y'_4 t'_2 U_4(n)} W_{U_3(n)z'_4 t'_3 U_4(n)}. \end{aligned} \quad (\text{A.7})$$

Therefore, we can finally express $\langle U \rangle$ as

$$\langle U \rangle = \frac{1}{Z} \text{tTr} \left[\mathcal{S}_c \prod_{n \neq c} \mathcal{T}_n \right], \quad (\text{A.8})$$

by introducing the following impurity tensor,

$$\mathcal{S}_n = \frac{1}{6} \left(\mathcal{S}_n^{[12]} + \mathcal{S}_n^{[13]} + \mathcal{S}_n^{[14]} + \mathcal{S}_n^{[23]} + \mathcal{S}_n^{[24]} + \mathcal{S}_n^{[34]} \right). \quad (\text{A.9})$$

References

- [1] M. Levin and C. P. Nave, *Tensor renormalization group approach to two-dimensional classical lattice models*, *Phys. Rev. Lett.* **99** (2007) 120601, [[cond-mat/0611687](#)].
- [2] Z.-C. Gu, F. Verstraete and X.-G. Wen, *Grassmann tensor network states and its renormalization for strongly correlated fermionic and bosonic states*, **1004.2563**.
- [3] Z. Y. Xie, J. Chen, M. P. Qin, J. W. Zhu, L. P. Yang and T. Xiang, *Coarse-graining renormalization by higher-order singular value decomposition*, *Phys. Rev. B* **86** (Jul, 2012) 045139, [[1201.1144](#)].
- [4] Y. Shimizu and Y. Kuramashi, *Grassmann tensor renormalization group approach to one-flavor lattice Schwinger model*, *Phys. Rev.* **D90** (2014) 014508, [[1403.0642](#)].
- [5] R. Sakai, S. Takeda and Y. Yoshimura, *Higher order tensor renormalization group for relativistic fermion systems*, *PTEP* **2017** (2017) 063B07, [[1705.07764](#)].
- [6] D. Adachi, T. Okubo and S. Todo, *Anisotropic Tensor Renormalization Group*, *Phys. Rev. B* **102** (2020) 054432, [[1906.02007](#)].
- [7] D. Kadoh and K. Nakayama, *Renormalization group on a triad network*, **1912.02414**.
- [8] S. Akiyama, Y. Kuramashi, T. Yamashita and Y. Yoshimura, *Restoration of chiral symmetry in cold and dense Nambu–Jona-Lasinio model with tensor renormalization group*, *JHEP* **01** (2021) 121, [[2009.11583](#)].
- [9] D. Adachi, T. Okubo and S. Todo, *Bond-weighted tensor renormalization group*, *Phys. Rev. B* **105** (Feb, 2022) L060402, [[2011.01679](#)].
- [10] D. Kadoh, H. Oba and S. Takeda, *Triad second renormalization group*, *JHEP* **04** (2022) 121, [[2107.08769](#)].

- [11] M. C. Bañuls and K. Cichy, *Review on Novel Methods for Lattice Gauge Theories*, *Rept. Prog. Phys.* **83** (2020) 024401, [[1910.00257](#)].
- [12] Y. Meurice, R. Sakai and J. Unmuth-Yockey, *Tensor lattice field theory for renormalization and quantum computing*, *Rev. Mod. Phys.* **94** (2022) 025005, [[2010.06539](#)].
- [13] K. Okunishi, T. Nishino and H. Ueda, *Developments in the Tensor Network – from Statistical Mechanics to Quantum Entanglement*, *J. Phys. Soc. Jap.* **91** (2022) 062001, [[2111.12223](#)].
- [14] A. Denbleyker, Y. Liu, Y. Meurice, M. P. Qin, T. Xiang, Z. Y. Xie et al., *Controlling Sign Problems in Spin Models Using Tensor Renormalization*, *Phys. Rev.* **D89** (2014) 016008, [[1309.6623](#)].
- [15] Y. Shimizu and Y. Kuramashi, *Critical behavior of the lattice Schwinger model with a topological term at $\theta = \pi$ using the Grassmann tensor renormalization group*, *Phys. Rev.* **D90** (2014) 074503, [[1408.0897](#)].
- [16] S. Takeda and Y. Yoshimura, *Grassmann tensor renormalization group for the one-flavor lattice Gross-Neveu model with finite chemical potential*, *PTEP* **2015** (2015) 043B01, [[1412.7855](#)].
- [17] H. Kawauchi and S. Takeda, *Tensor renormalization group analysis of $CP(N-1)$ model*, *Phys. Rev.* **D93** (2016) 114503, [[1603.09455](#)].
- [18] Y. Shimizu and Y. Kuramashi, *Berezinskii-Kosterlitz-Thouless transition in lattice Schwinger model with one flavor of Wilson fermion*, *Phys. Rev.* **D97** (2018) 034502, [[1712.07808](#)].
- [19] D. Kadoh, Y. Kuramashi, Y. Nakamura, R. Sakai, S. Takeda and Y. Yoshimura, *Tensor network formulation for two-dimensional lattice $\mathcal{N} = 1$ Wess-Zumino model*, *JHEP* **03** (2018) 141, [[1801.04183](#)].
- [20] D. Kadoh, Y. Kuramashi, Y. Nakamura, R. Sakai, S. Takeda and Y. Yoshimura, *Investigation of complex ϕ^4 theory at finite density in two dimensions using TRG*, *JHEP* **02** (2020) 161, [[1912.13092](#)].
- [21] Y. Kuramashi and Y. Yoshimura, *Tensor renormalization group study of two-dimensional $U(1)$ lattice gauge theory with a θ term*, *JHEP* **04** (2020) 089, [[1911.06480](#)].
- [22] N. Butt, S. Catterall, Y. Meurice, R. Sakai and J. Unmuth-Yockey, *Tensor network formulation of the massless Schwinger model with staggered fermions*, *Phys. Rev. D* **101** (2020) 094509, [[1911.01285](#)].
- [23] S. Takeda, *A novel method to evaluate real-time path integral for scalar ϕ^4 theory*, 8, 2021, [[2108.10017](#)].
- [24] K. Nakayama, L. Funcke, K. Jansen, Y.-J. Kao and S. Kühn, *Phase structure of the $CP(1)$ model in the presence of a topological θ -term*, *Phys. Rev. D* **105** (2022) 054507, [[2107.14220](#)].
- [25] Y. Yoshimura, Y. Kuramashi, Y. Nakamura, S. Takeda and R. Sakai, *Calculation of fermionic Green functions with Grassmann higher-order tensor renormalization group*, *Phys. Rev.* **D97** (2018) 054511, [[1711.08121](#)].
- [26] S. Akiyama and Y. Kuramashi, *Tensor renormalization group approach to $(1+1)$ -dimensional Hubbard model*, *Phys. Rev. D* **104** (2021) 014504, [[2105.00372](#)].
- [27] J. Bloch and R. Lohmayer, *Grassmann higher-order tensor renormalization group approach for two-dimensional strong-coupling QCD*, *Nucl. Phys. B* **986** (2023) 116032, [[2206.00545](#)].

- [28] S. Akiyama, Y. Kuramashi, T. Yamashita and Y. Yoshimura, *Phase transition of four-dimensional Ising model with higher-order tensor renormalization group*, *Phys. Rev. D* **100** (2019) 054510, [[1906.06060](#)].
- [29] S. Akiyama, D. Kadoh, Y. Kuramashi, T. Yamashita and Y. Yoshimura, *Tensor renormalization group approach to four-dimensional complex ϕ^4 theory at finite density*, *JHEP* **09** (2020) 177, [[2005.04645](#)].
- [30] S. Akiyama, Y. Kuramashi and Y. Yoshimura, *Phase transition of four-dimensional lattice ϕ^4 theory with tensor renormalization group*, *Phys. Rev. D* **104** (2021) 034507, [[2101.06953](#)].
- [31] P. Milde, J. Bloch and R. Lohmayer, *Tensor-network simulation of the strong-coupling $U(N)$ model*, 12, 2021, [[2112.01906](#)].
- [32] S. Akiyama and Y. Kuramashi, *Tensor renormalization group study of (3+1)-dimensional \mathbb{Z}_2 gauge-Higgs model at finite density*, *JHEP* **05** (2022) 102, [[2202.10051](#)].
- [33] J. Unmuth-Yockey, J. Zhang, A. Bazavov, Y. Meurice and S.-W. Tsai, *Universal features of the Abelian Polyakov loop in 1+1 dimensions*, *Phys. Rev. D* **98** (2018) 094511, [[1807.09186](#)].
- [34] A. Bazavov, S. Catterall, R. G. Jha and J. Unmuth-Yockey, *Tensor renormalization group study of the non-Abelian Higgs model in two dimensions*, *Phys. Rev. D* **99** (2019) 114507, [[1901.11443](#)].
- [35] M. Fukuma, D. Kadoh and N. Matsumoto, *Tensor network approach to two-dimensional Yang–Mills theories*, *PTEP* **2021** (2021) 123B03, [[2107.14149](#)].
- [36] M. Hirasawa, A. Matsumoto, J. Nishimura and A. Yosprakob, *Tensor renormalization group and the volume independence in 2D $U(N)$ and $SU(N)$ gauge theories*, *JHEP* **12** (2021) 011, [[2110.05800](#)].
- [37] B. Dittrich, S. Mizera and S. Steinhaus, *Decorated tensor network renormalization for lattice gauge theories and spin foam models*, *New J. Phys.* **18** (2016) 053009, [[1409.2407](#)].
- [38] Y. Kuramashi and Y. Yoshimura, *Three-dimensional finite temperature \mathbb{Z}_2 gauge theory with tensor network scheme*, *JHEP* **08** (2019) 023, [[1808.08025](#)].
- [39] J. F. Unmuth-Yockey, *Gauge-invariant rotor Hamiltonian from dual variables of 3D $U(1)$ gauge theory*, *Phys. Rev. D* **99** (2019) 074502, [[1811.05884](#)].
- [40] T. Kuwahara and A. Tsuchiya, *Toward tensor renormalization group study of three-dimensional non-Abelian gauge theory*, *PTEP* **2022** (2022) 093B02, [[2205.08883](#)].
- [41] M. Creutz, *Phase Diagrams for Coupled Spin Gauge Systems*, *Phys. Rev. D* **21** (1980) 1006.
- [42] M. Creutz, L. Jacobs and C. Rebbi, *Monte Carlo Computations in Lattice Gauge Theories*, *Phys. Rept.* **95** (1983) 201–282.
- [43] M. Baig, *Determination of the phase structure of the four-dimensional coupled gauge-Higgs Potts model*, *Phys. Lett. B* **207** (1988) 300–304.
- [44] C. Gattringer and A. Schmidt, *Gauge and matter fields as surfaces and loops - an exploratory lattice study of the \mathbb{Z}_3 Gauge-Higgs model*, *Phys. Rev. D* **86** (2012) 094506, [[1208.6472](#)].
- [45] K. Langfeld, *String-like theory as solution to the sign problem of a finite density gauge theory*, *PoS Confinement2018* (2018) 049, [[1811.12921](#)].
- [46] R. Balian, J. M. Drouffe and C. Itzykson, *Gauge Fields on a Lattice. 1. General Outlook*, *Phys. Rev. D* **10** (1974) 3376.

- [47] R. Balian, J. M. Drouffe and C. Itzykson, *Gauge Fields on a Lattice. 2. Gauge Invariant Ising Model*, *Phys. Rev. D* **11** (1975) 2098.
- [48] R. Balian, J. M. Drouffe and C. Itzykson, *Gauge Fields on a Lattice. 3. Strong Coupling Expansions and Transition Points*, *Phys. Rev. D* **11** (1975) 2104.
- [49] C. P. Korthals Altes, *Duality for $Z(N)$ Gauge Theories*, *Nucl. Phys. B* **142** (1978) 315–326.
- [50] T. Yoneya, *$Z(N)$ Topological Excitations in Yang-Mills Theories: Duality and Confinement*, *Nucl. Phys. B* **144** (1978) 195–218.
- [51] H. W. J. Blöte and R. H. Swendsen, *First-order phase transitions and the three-state potts model*, *Phys. Rev. Lett.* **43** (Sep, 1979) 799–802.
- [52] S. Caracciolo, G. Parisi and S. Patarnello, *Phase diagram for a ferromagnetic system with Potts symmetry in four-dimensions*, *EPL* **4** (1987) 7–14.
- [53] Y. Liu, Y. Meurice, M. P. Qin, J. Unmuth-Yockey, T. Xiang, Z. Y. Xie et al., *Exact Blocking Formulas for Spin and Gauge Models*, *Phys. Rev.* **D88** (2013) 056005, [[1307.6543](#)].
- [54] <https://qsw.phys.s.u-tokyo.ac.jp/>.