

STen: Productive and Efficient Sparsity in PyTorch

Andrei Ivanov

Department of Computer Science
ETH Zürich
Switzerland

Nikoli Dryden

Department of Computer Science
ETH Zürich
Switzerland

Tal Ben-Nun

Department of Computer Science
ETH Zürich
Switzerland

Saleh Ashkboos

Department of Computer Science
ETH Zürich
Switzerland

Torsten Hoefler

Department of Computer Science
ETH Zürich
Switzerland

ABSTRACT

As deep learning models grow, sparsity is becoming an increasingly critical component of deep neural networks, enabling improved performance and reduced storage. However, existing frameworks offer poor support for sparsity. Specialized sparsity engines focus exclusively on sparse inference, while general frameworks primarily focus on sparse tensors in classical formats and neglect the broader sparsification pipeline necessary for using sparse models, especially during training. Further, existing frameworks are not easily extensible: adding a new sparse tensor format or operator is challenging and time-consuming. To address this, we propose STen, a sparsity programming model and interface for PyTorch, which incorporates sparsity layouts, operators, and sparsifiers, in an efficient, customizable, and extensible framework that supports virtually all sparsification methods. We demonstrate this by developing a high-performance grouped $n:m$ sparsity layout for CPU inference at moderate sparsity. STen brings high performance and ease of use to the ML community, making sparsity easily accessible.

KEYWORDS

Sparsity, Deep Learning

1 INTRODUCTION

Deep learning models are growing voraciously, and require ever growing amounts of compute and memory [51, 63, 67], as larger models trained for longer continue to offer improvements [28, 33]. Indeed, the largest models (e.g., [4, 9, 57]) do not fit in a single GPU for inference, much less training. To address this, sparsity has emerged as a major research and engineering direction [19, 27]. Sparsity is widely used to reduce storage requirements and improve performance during inference. More recently, there has been interest in sparsity during training, including both sparse fine-tuning for large models and fully sparse training from scratch.

Many frameworks have begun to integrate support for sparsity. PyTorch’s [53] `torch.sparse` includes COO and CSR tensors and a limited set of operations; TensorFlow’s [1] `tf.sparse` similarly supports COO tensors. SparseML and DeepSparse [36] provide recipes and implementations for sparsity algorithms, and a highly-tuned sparse inference engine for CPUs, respectively. Other frameworks, such as TVM [18] and TFLite [43], also support sparse inference.

However, sparsity is typically “tacked on” to general deep learning frameworks: existing frameworks offer only limited support for sparsity, and lack a complete and flexible sparsification pipeline. Frameworks like TensorFlow and PyTorch primarily support sparse

tensors, and do not offer general support for sparse operations (e.g., `torch.sparse` supports only 13 of 44 linear algebra operations, of which four support backpropagation, and hundreds of other operations are also not supported). They also lack native support for sparsification operations that can efficiently produce sparse tensors (e.g., without materializing intermediates).

Further, at sparsities common in deep learning (50–95%), although the supported classical sparse matrix formats reduce storage (COO, CSR), they often perform worse than dense implementations. It is also challenging to add support for additional formats, especially if automatic differentiation is to be supported. While blocked formats (e.g., ELL, BCSR) support efficient implementations by calling dense kernels for each block [20], they restrict where nonzeros can be placed and can limit the information preserved after sparsification. Such implementations (e.g., [37, 50]) also typically support only a handful of customized operations. Finally, many implementations use masks to emulate sparsity by zeroing out elements; while valuable for research, this offers no storage or performance improvements and the masking is typically implemented by hand.

Thus, existing frameworks offer limited productivity and efficiency improvements for sparsity, and do not provide a clear path toward supporting a broad use of sparsity. This is especially acute for researchers working at the forefront of sparsity, who want to rapidly iterate on novel sparsity formats, fast implementations, and sparsification methods, yet are stymied by frameworks.

To address this, we first propose a new programming model for sparsity in PyTorch (§3), overviewed in Fig. 1. It consists of three components: *sparsity layouts* for tensors; *operators*, which provide implementations for computations with any combination of sparsity layouts for input and output tensors; and *sparsifiers*, which are applied to operator outputs to compute a new sparse tensor. Sparsifiers are further classified as *streaming*, *blocking*, or *materializing*, based on the number and structure of outputs they require. Our model supports the vast majority of sparsification approaches, and enables them to be implemented efficiently; for example, threshold pruning is a streaming sparsifier, and a high-performance implementation could be inlined into operators.

We provide an implementation of this model, **STen**¹, in PyTorch (§4). STen provides a comprehensive sparsification pipeline and supports fast sparse inference as well as sparse GPU training using masking, for all PyTorch operators. STen is fully extensible, and a user or developer can easily implement additional sparsity layouts, operators, or sparsifiers. Backpropagation is transparently

¹<https://github.com/spcl/sten>

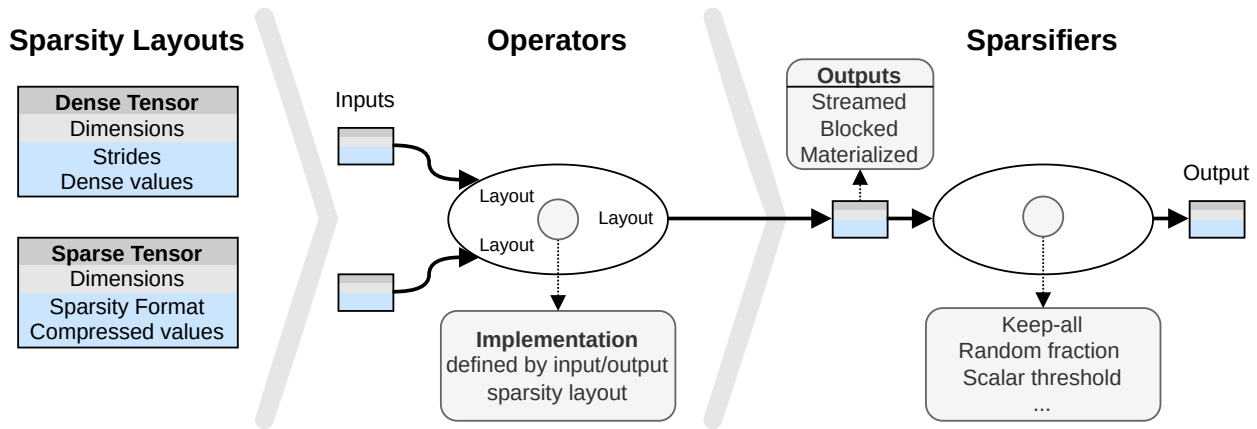


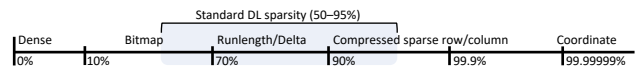
Figure 1: Overview of the STen sparsity programming model.

supported. If there is no implementation for a sparse operator or sparsity layout, STen automatically converts to a supported implementation to ease development. This allows STen to provide a productive and efficient playground for sparsity in PyTorch, allowing researchers to pursue novel ideas without significant framework engineering overhead. To demonstrate this flexibility, we develop a novel *grouped n:m* sparsity layout ($n:m:g$, §5), building on existing $n:m$ formats [48, 76], for fast sparse inference at moderate sparsity levels. We also include a suite of standard sparsifiers.

STen delivers competitive performance for both sparse inference and training without sacrificing its flexibility (§6). We evaluate our $n:m:g$ sparsity layout for sparse inference against state-of-the-art inference engines, where we are up to $3.9\times$ faster than DeepSparse [36] using unstructured sparsity for sparse-dense GEMM. We also show end-to-end performance for BERT_{BASE} [12], where sparse $n:m:g$ models recover the original accuracy and are $3.2\times$ faster than a dense PyTorch version. Finally, we showcase the productivity STen brings. It supports torchvision’s [59] entire suite of classification models and common HuggingFace transformer models [69] out-of-the-box, and we illustrate how it is simple to sparsify existing models, run sparse fine-tuning, and integrate additional sparsity layouts. STen brings both high performance and ease of use to the machine learning community, enabling users to easily leverage sparsity, engineers to develop optimized sparse formats and operators, and researchers to quickly explore new sparsification methods.




2 SPARSIFICATION BACKGROUND

Sparsity occurs when some values in a tensor are zero. When many values are zero, it can be more efficient to only store the nonzero values, saving space. It can also be more efficient to skip computations involving zeros, as the output is already known. Hence, exploiting sparsity, if done correctly, can reduce memory and compute requirements. It can also reduce data movement, a particular bottleneck in deep learning [32]. The *sparsity* of a tensor is defined as the ratio of the number of zeros to the size of the tensor; the number of nonzeros is referred to as *nnz*. In general, for sparsity to pay off in performance, a tensor must be sufficiently sparse [24, 74]; however, the sparsity necessary to achieve improvements will vary depending on the workload, sparsity structure, hardware architecture, and implementation.



We focus on sparsity in deep learning, where sparsities in the range of 50–95% are common (see [27] for a comprehensive overview).

Sparsity typically occurs in DL workflows in three regimes:

- (1) Sparse inference, where a network is already sparse. 
- (2) Sparse fine-tuning, where sparsity is induced in a pretrained dense network through a retraining process. 
- (3) Sparse training, where a sparse network is trained from scratch, possibly with the sparsity changing over time. 

We distinguish between fine-tuning, which is typically a relatively short process on a pretrained network, and training from scratch, typically a much longer process.

There are many works that aim to accelerate sparse inference in particular (e.g., [18, 36, 73]). Such sparse models are usually constructed by using sparsifiers to prune the weights of an existing dense model in a sparse fine-tuning stage. Both sparse fine-tuning and training typically use dense tensors in combination with masking to emulate sparsity, especially as the sparsity pattern may change during training. Fully sparse training remains an open problem, although there has been recent progress on this, including iterative pruning [17, 77] and training from scratch (e.g., [10, 15, 16]).

Beyond sparsity in weights, other tensors in a network may also be sparse. This includes activations (e.g., through dropout [64], ReLUs [47], or other methods [31, 36]) and gradients (common in communication compression, e.g., [13, 44, 65]).

Sparsity is induced using sparsifiers, which select the values to prune (i.e., set to zero). A simple, yet powerful, class of sparsifiers which we consider is magnitude pruning [17, 77], which prunes small values on the assumption that they will not change the output significantly and so are unimportant. There are several varieties of magnitude pruning. One-shot magnitude pruning prunes a network to a desired sparsity in a single step, after which the network may be fine-tuned. Iterative magnitude pruning alternates between pruning and fine-tuning stages while gradually increasing the sparsity level. The pruning may also be local or global; the former prunes each

layer to the desired sparsity, while the latter considers the entire network. This can allow the pruning to better allocate parameters throughout the network. Another variant is layer-wise magnitude pruning, which prunes layers one at a time in sequential order, fine-tuning after each.

Numerous formats exist for efficiently representing sparsity, although the level and structure of the sparsity influences which formats yield speedups [56]. Frameworks like PyTorch support formats such as Compressed Sparse Row (CSR), which represents nonzeros using a matrix of column and row indices; and Coordinate Offset (COO), which stores nonzeros together with their absolute offset. Approaches like ELLPACK (ELL) and block CSR (BCSR) more efficiently store blocked data. Recently, specialized formats for DL workloads have been developed, such as $n:m$ [48, 76], where each group of m elements has n nonzeros (e.g., $2:4$ $\begin{bmatrix} \blacksquare & \blacksquare & \blacksquare & \blacksquare \end{bmatrix}$).

3 THE STEN PROGRAMMING MODEL

We now introduce our programming model for sparsity; see Fig. 1 for an overview. The core components of the model are *sparsity layouts* (§3.1), *operators* (§3.2), and *sparsifiers* (§3.3), which together can represent sparse operations and sparsification. Here we describe the high-level concepts and interface, and discuss implementation details in §4. Although our focus is on PyTorch, we expect the STen model to be portable to other frameworks. The key aim of this model is to support a complete and performant sparsity pipeline with extensive customizability for researchers, both those working on sparsity and on performance.

3.1 Sparsity Layouts

Sparsity layouts augment the typical memory layout of a tensor by annotating the sparsity format used to store the data. The user can specify any sparsity layout, including classic formats like CSR, CSC, and COO; blocked formats like ELL and BCSR; specialized formats like $n:m$; or dense tensor masking; plus any associated parameters (e.g., n and m). A sparsity layout is assigned to a tensor as follows:

```
x = sten(torch_tensor_to_csr(sparsifier, x))
```

Further, custom sparsity formats can easily be added as well:

```
class CscTensor: # Use SciPy sparse CSC matrix
    def __init__(self, data):
        self.data = scipy.sparse.csc_matrix(data)
    def to_dense(self):
        return torch.from_numpy(self.data.todense())
```

Programmers simply define the `to_dense` operation and one sparsifier (see §3.3) to enable sparse/dense conversion for the format. If in-place operations, which directly modify an existing tensor, are to be supported, an additional implementation needs to be defined for STen’s `SameFormatSparsifier` to handle sparsification (see §4).

This contrasts with existing frameworks, where adding support for new sparsity layouts is a complex and time-consuming process that often involves significant additions to the framework “core”. STen’s flexibility enables researchers to rapidly prototype and evaluate novel sparsity layouts and performance engineers to easily tune the layouts of individual tensors for maximum performance.

Table 1: Sparsifier types and examples, number of passes mode over a tensor, memory requirements (nnz total nonzeros, block size b when blocking), and sparsifier type. Some complex weight sparsifiers could be implemented more efficiently than with materialization.

Sparsifier	Examples	Passes	Memory	Type
Keep-all	Sparse add	1	$O(1)$	Streaming
Random fraction	Dropout [64]	1	$O(1)$	Streaming
Scalar threshold	ReLU [47]	1	$O(1)$	Streaming
Per-block fraction	$n:m$ [48, 76]	2	$O(b)$	Blocking
Scalar fraction	Magnitude [17, 77]	2	$O(nnz)$	Materializing
Block-wise fraction	Block magnitude [39]	2	$O(nnz)$	Materializing
Complex weight sparsifiers	Movement [61], ℓ_0 [45], and others [27]	≥ 1	$O(nnz)$	Materializing

3.2 Operators

Operators are any function (e.g., matrix multiplication), with any number of input and output tensors (we ignore non-tensor arguments for simplicity). We allow the input and output tensors to have any sparsity layout, and an operator may have different implementations for each combination of tensor layouts for maximum performance. Calling a built-in operator is simple:

```
a = sten(torch_tensor_to_csr(sparsifier, torch.randn(4, 4))) # Sparse
b = torch.randn(4, 4) # Dense
c = torch.mm(a, b) # Dispatched to sparse(CSR)*dense->dense mm implementation
```

To produce sparse output, an operator must be associated with a sparsifier. We discuss such sparse operators in §3.3. Beyond this, there are no restrictions or additional requirements for operators.


As it can be infeasible to provide implementations for every combination, several approaches to simplify this are provided (see §4.4). A pattern matching system for supported input/output sparsity layout combinations can dispatch to a single underlying implementation. Otherwise, the interface falls back to a dense implementation with masks and issues a warning. This enables incremental optimization by performance engineers, who can decide which operators it is most profitable to provide sparse implementations for. It also allows users to rapidly explore the effects of sparsity on models (albeit with a performance penalty).

3.3 Sparsifiers

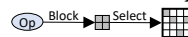
Sparsifiers decide which output values to keep. Each output tensor of an operator is associated with a sparsifier. A sparsifier can be thought of as a special kind of operator, and may include additional inputs, which may delay its application until they are ready (e.g., gradients for first-order sparsification). Sparsifiers may also produce output in a different sparsity layout than what the associated operator outputs. We use the term *sparse operator* to refer to the combination of an operator and sparsifier.

We classify sparsifiers as one of *streaming*, *blocking*, or *materializing*, depending on the amount of data they need before they can begin to produce output.


Streaming sparsifiers decide whether to prune each output value in a single pass before writing to the output tensor.



Blocking sparsifiers require a small set of output values to decide which ones to drop.



Materializing sparsifiers require the operator to fully store all values before pruning can be performed.



Different types of sparsifiers support different optimizations. E.g., streaming sparsifiers could be fused into their associated operator; this may also be possible with blockin sparsifiers. Sparsifiers may also be used standalone to convert dense tensors to sparse.

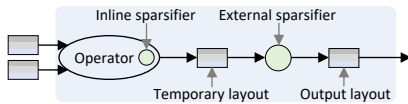
Table 1 lists example sparsifiers and their characteristics. The trivial *keep-all* sparsifier preserves all produced values and is the default for dense tensors. It is not limited to dense tensors, however: the sum of two sparse tensors with a keep-all sparsifier produces a new sparse tensor with nonzero values given by the union of the nonzeros of the inputs. A *random fraction* sparsifier drops values with a fixed probability, while a *scalar threshold* sparsifier drops them if they are less than a fixed threshold. *Per-block fraction* drops the smallest proportion of values within fixed blocks of elements. *Scalar fraction* drops the smallest portion of the values (i.e., magnitude pruning) and *block-wise fraction* drops entire blocks with the smallest combined absolute magnitude. Finally, more advanced *complex weight sparsifiers* require additional information such as the loss or gradients. All of these sparsifiers could be supported by STen. Further, these examples are not exhaustive, and STen can support nearly any sparsifier.

Declaring a new sparsifier is straightforward in STen:

```
class RandomFractionSparsifier:
    def __init__(self, fraction):
        self.fraction = fraction

@sten.register_sparsifier_implementation(
    sparsifier=RandomFractionSparsifier,
    inp=torch.Tensor, out=CscTensor)
def dense_to_csc_random_fraction(sparsifier, tensor, grad_fmt=None):
    # Implementation for dense->CSC sparsification
```

We now discuss sparse operators, which associate a sparsifier with an operator to enable it to produce sparse output. For maximum performance and flexibility, a sparse operator requires an *output format*, which consists of an inline sparsifier, a temporary sparsity layout, an external sparsifier, and the output sparsity layout.



The inline sparsifier is inlined into the operator and produces output in the temporary layout, which is materialized before being sparsified by the external sparsifier, which produces the final output. Streaming or blocking sparsifiers are good candidates for implementation as inline sparsifiers, to benefit from inlining, whereas materializing sparsifiers are typically implemented as external sparsifiers. One typically does not need both an inline and external sparsifier; however, highly optimized implementations of two-pass sparsifiers may use an inline sparsifier for the first pass and an external sparsifier for the second pass. Sparse gradients are similarly specified for operators. Defining a sparse operator in STen simply requires specifying the original operator and output format:

```
# Output is CSC, sparsified w/ RandomFractionSparsifier
sparse_add = sten.sparsified_op(
    orig_op=torch.add,
    out_fmt=[
        (sten.KeepAll(), torch.Tensor,
         RandomFractionSparsifier(0.5), CscTensor)],
    grad_out_fmt=tuple(...)) # Similar to out_fmt
```

```
# Call the operator
c = sparse_add(a, b)
```

3.4 Constructing Sparse Models

With the core components of our sparsity programming model in place, we now describe the process for building sparse models. We consider two cases: constructing a model from scratch and sparsifying an existing model. In short, a sparse model is set up by providing a list of tensors and the desired sparsity layout for each. Given this, STen can initialize tensors and dispatch operators to appropriate implementations. If an operator implementation is not available, the user can provide one, convert tensors to a supported sparsity layout, or fall back to a dense implementation.

In this model, all tensors are used as operator inputs, outputs, or both; for simplicity we will ignore sparsity for model inputs and outputs. Tensors that are input-only during forward propagation are typically *weights*. All other tensors are used as both inputs and outputs and occur within the computation graph (e.g., activations); we refer to these as *intermediate tensors*. In practice in most frameworks (including PyTorch), intermediate tensors do not exist until runtime, so their sparsity layout is instead defined by the operator that produces them.

Constructing a sparse model from scratch is similar to the typical process in PyTorch, but tensors and operators in its computational graph are annotated with specific sparsity layouts and, if needed, sparsifiers. For example, one can construct a simple sparse linear layer as follows:

```
class SparseLinear(torch.nn.Module):
    def __init__(self, in_f, out_f, wsparsity):
        super().__init__()
        self.w = sten.SparseParameterWrapper(
            dense_to_csc_random_fraction(
                RandomFractionSparsifier(wsparsity),
                torch.randn(in_f, out_f),
                # Output format for gradients:
                (sten.KeepAll(), torch.Tensor,
                 RandomFractionSparsifier(wsparsity),
                 CscTensor)))

    def forward(self, x):
        return torch.matmul(x, self.w) # Calls sparse impl
```

Sparsifying an existing model requires marking a subset of the model’s tensors as sparse. While this is straightforward for weights, sparsifying intermediate tensors is more challenging. Unlike when building a model from scratch, we cannot mark operators as sparse: this would require modifying or rewriting the original model definition, a significant overhead for the user. Doing so may also break compatibility with existing saved model checkpoints, complicating sparse fine-tuning. To address this, STen supports tracing an existing model to identify its intermediate tensors and operators (see §4.1), which can then be marked with the desired sparsity layouts. As an example:

```
# Sparsify a parameter:
sb = sten.SparsityBuilder()
sb.set_weight(
    'net.weight', # Traced name
    initial_sparsifier=RandomFractionSparsifier(0.9),
    out_format=CscTensor)
# Sparsify an intermediate activation:
sb.set_interm(
    'net.gelu', # Traced name
    inline_sparsifier=RandomFractionSparsifier(0.9),
    tmp_format=CscTensor,
    external_sparsifier=KeepAll(),
    out_format=CscTensor)
```

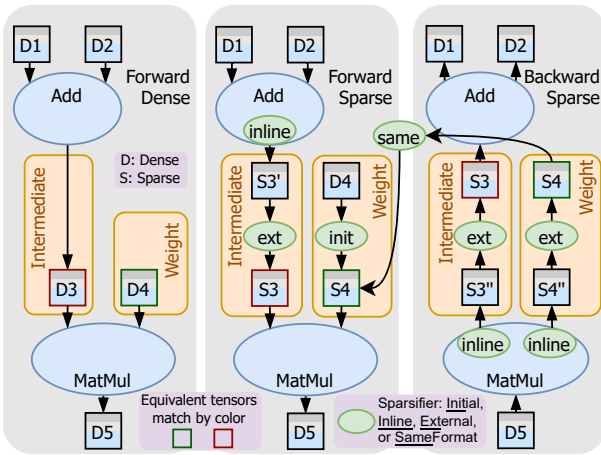



Figure 2: Example sparsification of a model with STen, originally an `Add` followed by a `MatMul` (left). STen constructs sparse forward (center) and backward (right) passes.

```
# Create sparse version of original model:
snet = sb.get_sparse_model(net)
```

To sparsify existing dense weights, or load sparse weights, we need only the desired sparsity layout and sparsifier. We first trivially convert sparsifiers to a materializing version if needed. Then the weights are sparsified and subsequent operator calls will use the sparse version. For iterative sparsification methods, the sparsity can be adjusted as sparse fine-tuning proceeds. Intermediate tensors are sparsified at runtime, as they do not exist in advance.

For training, error signals (gradients of the loss w.r.t. layer output) and gradients may also be sparse, and can have independent sparse layouts and sparsifiers from their associated forward pass tensors. These are marked using a similar API: `sb.set_weight_grad` and `sb.set_interm_grad`. We treat these identically to intermediate tensors in the forward pass. Note that during training, weight tensors are no longer input-only, as gradient updates are applied to them. This is not a significant change from the user perspective, and mainly implies that materializing sparsifiers may be less efficient for weights and that sparsifying on-the-fly with the gradient update operator may be faster.

4 STEN IMPLEMENTATION

We now discuss the implementation of STen in PyTorch. STen builds upon and extends existing PyTorch infrastructure to support sparsity in a familiar manner.

Figure 2 illustrates how STen modifies the computation graph to support the interface specified in §3. Depending on the location in the graph of the tensor(s) to be sparsified (i.e., intermediate or weight), the semantics of the forward pass differ. Intermediate tensors require both inline and external sparsifiers, as detailed in §3.3. Weight tensors only require an initialization sparsifier.

During the forward pass, the `Add` operator incorporates sparsifiers. However, during the backward pass, sparsifiers need to be integrated into the `MatMul` operator to provide sparsified gradients for the weights. Given that the tensor and its gradient may have different formats, the operator that normally performs in-place modifications of the weights must now calculate the updated

weights into a new tensor. The new tensor is sparsified using the `SameFormatSparsifier` to maintain the same format it had before.

4.1 Creating an STen Model

There are two mechanisms for creating an STen model: constructing a model from scratch using sparse operators, or replacing weights or operators in an existing model with sparse versions (§3.4). In either case, models still follow the standard `torch.nn.Module` style. However, operations are automatically dispatched to sparse implementations by STen when sparse input tensors or operators are used (§4.4), so code can be written using standard operators.

Incorporating sparse weights into a model is straightforward, as PyTorch Parameters are easily accessible and modifiable. Replacing operators with sparse versions or sparsifying intermediate tensors is more challenging, as operators may not exist as standalone objects (e.g., `torch.nn.functional` methods), and intermediate tensors only exist at runtime. We use the `torch.fx` symbolic tracer to obtain the complete computation graph of the network, and then replace operators with STen wrappers that use our operator dispatcher. Unlike weights, intermediate tensors are sparsified by associating a sparsifier with the operator that outputs them.

4.2 Sparse Tensors

Adding new sparse tensor formats to PyTorch is challenging, especially given that we want STen to support arbitrary sparsity layouts. While PyTorch supports custom Tensor types [58], none of the approaches are suitable for STen. The key issue is that one cannot separate tensor metadata and values in the context of PyTorch’s autograd engine, the core of which is written in C++. As it is currently implemented, the C++ component of autograd expects that gradient shapes are the same as that of the corresponding parameters and that the parameters have all their data materialized. This does not hold with STen, as the tensors may have different sparsity layouts and we do not wish to materialize them at each iteration. PyTorch’s own sparse tensors avoid this issue by being directly supported within the autograd engine. This is also not suitable for STen, as we support any user-provided format from Python; rebuilding PyTorch would be infeasible for users and modifying its core time-consuming for developers.

We work around this by wrapping all user-provided sparse tensors into a single-element dense PyTorch tensor. This ensures PyTorch’s autograd can call the correct backward operator implementations when needed, without adding overhead or requiring modifications to PyTorch. The STen interface ensures the dummy tensors behave like tensors of the correct shape, so this is entirely hidden from users and all operations function as expected.

4.3 Sparsifiers and Sparsity Layouts

STen imposes no restrictions on the implementation of sparsity layouts or sparsifiers, which may leverage existing libraries, custom-optimized implementations, or pure Python implementations (for research and prototyping). The API is designed with the assumption that the user declares classes that store the desired metadata (e.g., sparsity level, block size) and then registers implementations for particular input layouts. Registered implementations are treated as

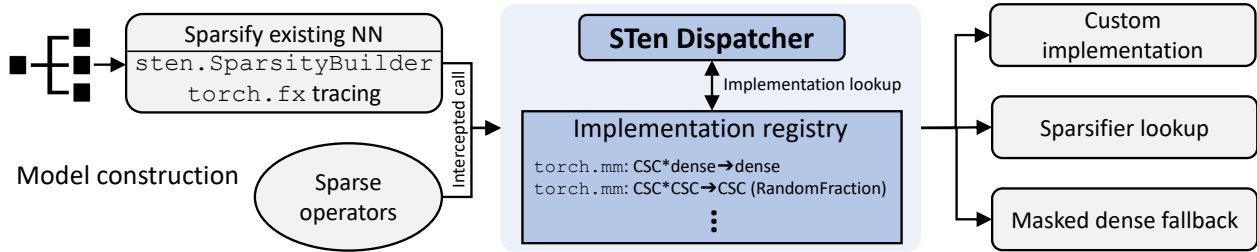


Figure 3: Overview of STen’s sparse dispatch engine.

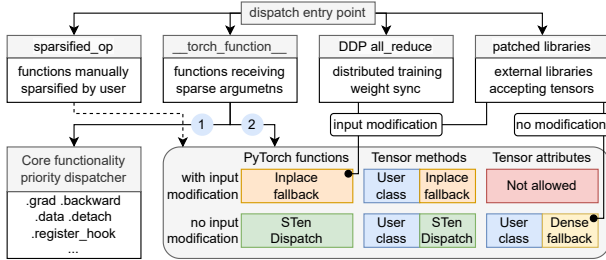


Figure 4: Overview of STen’s dispatcher in PyTorch.

a black box for maximum flexibility. STen relies on the implementer to manage the internal structure and metadata of these objects.

For sparsity layouts in particular, dense values and location metadata (e.g., indices of nonzeros) may be stored. Sparse operator implementations (§4.4) are then expected to call optimized (e.g., native C++ or CUDA) implementations and pass relevant data. We encourage implementers to rely on PyTorch’s memory management primitives (e.g., storing nonzeros in dense PyTorch tensors) to simplify code and benefit from memory management optimizations.

4.4 Sparse Operators and Dispatch

STen’s operator dispatch is the key component that ties sparsity layouts, operators, and sparsifiers together. Sparse operators may be implemented in any way desired (see §4.3), and the dispatch mechanism will call the appropriate implementation for the given combination of input and output sparsity layouts and sparsifiers. Further, STen will also intercept calls to standard PyTorch operations using sparse inputs and dispatch them to specialized implementations. Fig. 3 provides an overview of the STen dispatcher, while Fig. 4 details its integration with PyTorch.

To customize implementations for a specific sparse tensor class in STen, the most straightforward way is to override the method or attribute (e.g., `shape`) by defining it with the same name as in the corresponding dense tensor. STen will search for the *user class* implementation first before proceeding to other dispatch cases.

We use PyTorch’s standard tensor extension mechanisms to handle calls to simple operations (e.g., `torch.add`, `torch.mm`) using sparse matrices. If sparse implementations are not found, the inputs are automatically converted to *dense fallbacks*. More complicated operations, such as in-place modifications (e.g., `add_`) or views are handled similarly, although STen’s default implementations may be pessimistic, necessitating the resparsification of the original tensor in the *inplace fallback* implementation.

There is an additional global route to STen’s sparse dispatcher, which is used for operators that are not supported by PyTorch’s

tensor extension mechanism. This is primarily to support external libraries that provide extensions in the form of native, compiled implementations (e.g., Nvidia Apex [49]). While such libraries are implemented via autograd function extensions, PyTorch does not catch calls to their implementations with custom tensor types. To support such libraries, we provide a patching API that redirects any Python function (including native built-ins) into our dispatcher when one of their arguments is a sparse tensor. Users need only request such patching for non-standard extension libraries, as STen supports common ones by default.

STen does *not* allow the use of tensor attributes that trigger in-place modifications on the applied tensor. This restriction is in place to prevent potential interactions with PyTorch’s implementation details, such as autograd functionality. STen manages such operations internally within its *priority dispatcher for core functionality*. The priority operators are given precedence 1 and are looked up first. The dispatcher section, which is aware of operator semantics (inplace or not) and its type (function, method, or attribute), handles all the remaining operators 2.

When execution reaches STen’s *dispatcher*, STen uses information about the original operator, input and output sparsity layouts, and sparsifiers to look up the sparse implementation in a global registry. This is done independently for forward and backward passes, allowing separate implementations to be chosen. The lookup simply involves a hash table search based on a canonicalized list of input and output sparsity layouts and sparsifiers, a search which can easily be rapidly pruned using the layouts. If no implementation is found, STen can attempt to convert sparse tensors to alternative sparsity layouts and rerun the dispatch lookup. Conversion is only attempted when STen can guarantee that it is lossless, to prevent any information loss; generally this means it only attempts conversion to formats such as CSR. Finally, if no other implementation is found, STen will fall back to a dense implementation by converting sparse tensors to dense tensors with masks and applying standard dense operator implementations. Note that, depending on the hardware and implementations, a dense implementation may outperform unoptimized sparse implementations, so users may prefer this to other conversions. Hence, STen automatically supports sparse implementations of *all* PyTorch operators (albeit with some performance overhead when conversion is needed, see §6).

STen does not implement its own sparse operators, and relies on users (or downstream libraries) to register their own implementations. There are no restrictions on implementations, which may leverage existing libraries or custom implementations. Support for common sparse operators (e.g., linear layers) using the implementations in `torch.sparse` and `scipy.sparse`, as well as our new

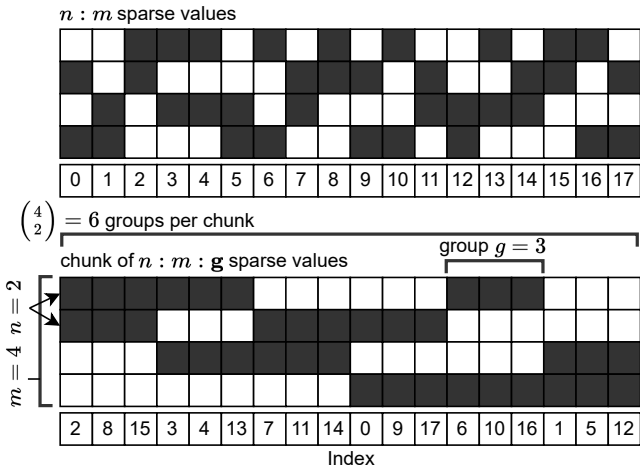


Figure 5: Example illustrating one chunk of our new grouped $n:m$ sparsity format ($n:m:g$) with $n = 2$, $m = 4$, and $g = 3$.

$n:m:g$ format, are provided by default. Additionally, the operators are custom PyTorch operators and interface with standard PyTorch features such as JIT compilation. We emphasize that a user is *not* expected to provide optimized implementations for all combinations of sparsity layouts, sparsifiers, hardware, and the like, and indeed this is likely to be infeasible. Rather, STen enables users to implement the key operators which their particular problem requires, while STen’s dispatcher will use conversion or dense implementations for any unsupported operators, allowing rapid prototyping and incremental optimization.

4.5 Backpropagation

STen is fully integrated with PyTorch’s autograd engine. We leverage a custom autograd extension (via `torch.autograd.Function`), which lets PyTorch manage calling the correct backward implementation. Custom implementations of backward operators can be provided, and STen will fall back to dense versions (with conversion) if implementations are not available. If a custom forward implementation is provided for an operator, we require that a backward pass implementation be provided as well if backpropagation is to be supported (as the default implementation may expect different preserved states than what the custom one provides).

4.6 Distributed Training

STen natively supports distributed data-parallel training using PyTorch’s `DistributedDataParallel` module. This is handled internally by converting sparse gradient tensors to dense before utilizing native collective operations, and finally converting the tensors back. We implement this using STen’s operator patching mechanism.

As tensor conversion may be expensive for some formats, we support optimized converters. In particular, for structured sparsity formats, we avoid unnecessary conversions when the nonzero locations of the initial and replacement tensors match. This naturally appears during gradient synchronization, as tensors have the same nonzeros on every processor at the beginning of training, and the user can optionally ensure the sparsity pattern remains fixed or

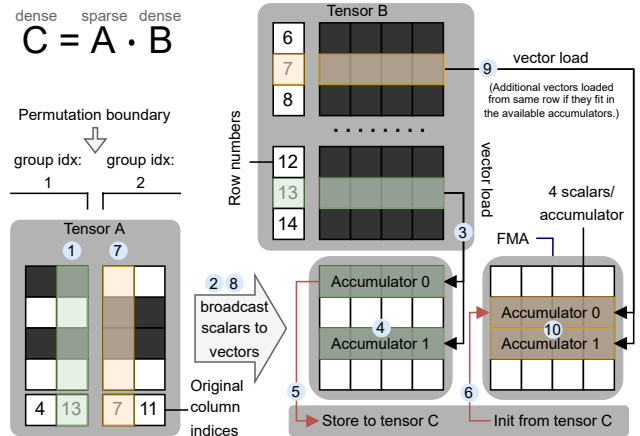


Figure 6: Sparse-dense GEMM kernel for $3:6:g$ sparsity format.

changes slowly. These optimizations are beneficial because it can be cheaper to convert from sparse to dense formats and compare the nonzero layout than to convert from dense to sparse.

Future work in STen could allow it to support fully sparse gradient communication (e.g., [13, 40, 44, 60, 65]) or more general communication compression [66] for additional performance.

5 GROUPED $n:m$ SPARSITY ($n:m:g$)

To illustrate the flexibility of STen, we develop a novel sparsity layout, a *grouped* $n:m$ format that enables fast CPU inference at moderate sparsity. The format is an extension of existing $n:m$ sparsity formats [48, 76] with the addition that each nonzero pattern is repeated g times, forming a *group*, for easier mapping to vector operations for performance. Additionally, we combine groups into *chunks* with all $\binom{m}{n}$ combinations of nonzeros in fixed order. For flexibility in the encoding, we permit reordering the blocks of m elements within each chunk, and so store an index encoding the original location of each block. This means that, even with one group, we impose more structure than in standard $n:m$. We refer to this as $n:m:g$ sparsity, and illustrate it in Fig. 5. Below we discuss its implementation and performance considerations, and we evaluate accuracy and performance in §6.

5.1 $n:m:g$ Implementation

The design of the $n:m:g$ sparsity layout is heavily influenced by performance considerations. Figure 6 illustrates our $n:m:g$ sparse-dense GEMM kernel. We implement high-level optimizations such as caching, tiling, and parallelism following OpenBLAS [68, 71], and utilize an optimized microkernel to implement the complete GEMM algorithm. 1 Data is first loaded from sparse values, then 2 broadcast into vector registers. Chunks, which fix the order of sparsity permutations, allow kernels to avoid branches based on the sparsity structure. 3 The corresponding dense data is then loaded using indirect loads from specific rows of B , 4 and a fused multiply-add (FMA) is performed. We provide implementations using both AVX2 and AVX-512 vector operations. Finally, when a permutation boundary is reached, 5 the result is stored in C . 6–10 perform the next iteration. By using fixed group sizes, we can efficiently unroll

iterations over groups and map them to vector registers. The permutation order in chunks is selected so the nonzero pattern between adjacent groups differs in only one location, so that we need save and initialize only one vector register. Overall, this implementation delivers high performance even at moderate sparsities.

The choice of n and m influence the efficiency of the implementation. In particular, as the number of permutations $\binom{m}{n}$ in a chunk grows, the implementation may be less efficient (e.g., due to limited instruction cache space). Nevertheless, we can efficiently support sparsity between 50 and 95%.

5.2 Constructing $n:m:g$ Sparse Tensors

We now propose algorithms for converting dense tensors to $n:m:g$ sparsity layouts on both CPU and GPU. When converting, we attempt to preserve elements to maintain the highest overall magnitude of the tensor. More formally, for a dense tensor X , we wish to find $\arg \max_{\hat{X}} \|\hat{X}\|$ where \hat{X} is in $n:m:g$ format and $\|\cdot\|$ is a matrix norm (we use L_1). Performance is critical, as the primary use of these conversions is sparsifying weights after gradient updates during training. While this could be formulated as an integer programming problem with unknowns representing the specific choice of sparsity pattern for each block, we found this to be too slow, and instead utilize fast approximations.

To sparsify on CPUs, we first compute the total magnitude of the preserved elements for each column of a chunk with all permutations of nonzero patterns. With a fixed $n:m:g$ format, there are $\binom{m}{n}^2 g$ such columnwise magnitudes. This list is then sorted and processed from highest to lowest. We use a specific nonzero pattern for a column in the dense tensor only if this column was not yet selected and the group corresponding to the pattern is not yet full.

To sparsify on GPUs, we use a variant of this algorithm that assigns each column of a chunk to a separate GPU thread. Initially, columns are arbitrarily assigned to groups. Each thread iterates over the columns in the other sparsity groups and attempts to exchange the nonzero pattern it is assigned with an alternative nonzero pattern. If such a swap improves the overall magnitude for the pair of columns, it is performed atomically. This continues until no changes are made.

The opposite conversion, from $n:m:g$ to dense is simpler, and requires a single iteration over the values, reordering their location according to the stored index.

5.3 Integration with STen

Finally, we show key details for implementing $n:m:g$ sparsity in PyTorch with STen. We first declare a new sparsity layout (§3.1).

```
class GroupedNMTensor:
    def __init__(self, val, idx, nm_strides):
        self.val, self.idx, self.nm_strides = val, idx, nm_strides
    @staticmethod
    def from_dense(tensor, n, m, sparse_dim, group_size, group_dim):
        # Call optimized dense->n:m:g conversion routine
        val, idx, nm_strides = dense_to_grouped_n_m(
            tensor, n, m, sparse_dim, group_size, group_dim)
        return GroupedNMTensor(val, idx, nm_strides)
    def to_dense(self):
        # Call optimized n:m:g->dense conversion routine
        return grouped_n_m_to_dense(self.nm_strides, self.val, self.idx)
```

For sparse fine-tuning and training, we also make use of masked dense tensors, implemented via FixedMaskTensor. We next define the sparsifier and register implementations (§3.3).

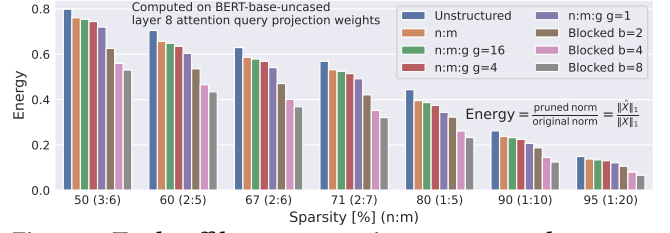


Figure 7: Trade-off between sparsity structure and accuracy for unstructured, $n:m$, $n:m:g$, and blocked sparsity.

```
class GroupedNMSparsifier:
    def __init__(self, n, m, g):
        self.n, self.m, self.g = n, m, g
    @sten.register_sparsifier_implementation(
        sparsifier=GroupedNMSparsifier,
        inp=torch.Tensor, out=FixedMaskTensor)
    def dense_to_grouped_n_m(sparsifier, tensor, grad_fmt=None):
        ... # Optimized sparsifier implementation
    @sten.register_sparsifier_implementation(
        sparsifier=sten.SameFormatSparsifier,
        inp=torch.Tensor, out=FixedMaskTensor)
    def same_format_grouped_n_m_and_fixed(sparsifier, tensor, grad_fmt=None):
        ... # Optimized sparsifier implementation
```

We now define implementations for a sparse linear operator (§3.2) using $n:m:g$. These definitions are used for sparse training with masked dense tensors; a similar approach defines operators natively using the $n:m:g$ format for sparse inference.

```
@sten.register_fwd_op_impl(
    operator=torch.nn.functional.linear,
    inp=(torch.Tensor, FixedMaskTensor, torch.Tensor),
    out=[(sten.KeepAll, torch.Tensor)])
def impl(ctx, inputs, output_sparsifiers):
    ... # Forward implementation

@sten.register_bwd_op_impl(
    operator=torch.nn.functional.linear,
    grad_out=[torch.Tensor],
    grad_inp=[(sten.KeepAll, torch.Tensor),
              (sten.KeepAll, FixedMaskTensor),
              (sten.KeepAll, torch.Tensor)])
def impl(ctx, grad_outputs, input_grad_sparsifiers):
    ... # Backward implementation
```

This suffices to enable full use of $n:m:g$ sparsity within PyTorch for inference and training. Linear operators will use masked dense tensors during training, with conversions implemented with our optimized conversion routines, and our sparse-dense GEMM kernel during inference. All other operators will use masked dense implementations through STen’s dispatcher fallbacks.

6 EVALUATION

Here we first consider the performance and accuracy of our $n:m:g$ sparsity layout, and then showcase the productivity of STen by implementing multiple different sparsifiers.

All experiments used PyTorch [53] 1.12 and CUDA 11.4. CPU implementations for $n:m:g$ sparsity were compiled with GCC 8.4.1.

6.1 $n:m:g$: Performance and Accuracy

We now evaluate our $n:m:g$ sparsity layout. First, we study how well it preserves tensors compared to sparsity layouts with more or less structure. We then show that it can prune BERT_{BASE} [12] with little loss in accuracy. Finally, we evaluate the performance of our pruned BERT models for sparse inference.

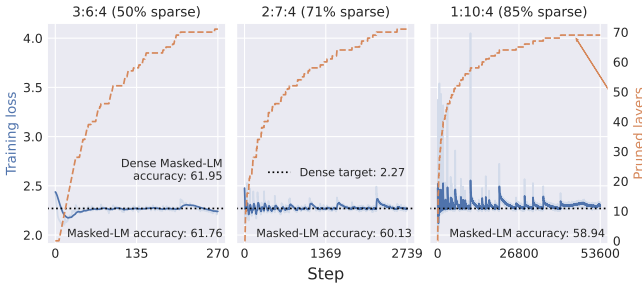


Figure 8: BERT_{BASE} training loss with $n:m:g$ sparse pruning.

$n:m:g$ structure. Generally, there is a trade-off in pruning: adding structure to sparsity can improve performance, but may lower accuracy, as it is more restrictive. We therefore compare $n:m:g$ with varying group size to less (unstructured and $n:m$) and more (blocked) structured sparsity on individual tensors. To do this, we compare the *energy*, a novel metric we define to be the ratio $\|\hat{X}\|_1/\|X\|_1$, where X is the original tensor and \hat{X} is the pruned version. The energy ranges between 0 and 1, and captures the intuition that we want to preserve larger-magnitude values.

In Fig. 7, we show the energy for a weight tensor from the HuggingFace [69] bert-base-uncased model. The trends are nearly identical for other layers, as well as layers from ResNet-50 [25]. Unstructured sparsity preserves the maximum possible energy, followed by $n:m$. Our $n:m:g$ sparsity achieves almost the same energy as $n:m$ when $g = 16$, with quality decreasing slightly with smaller g . This is because increasing group size tends to be less restrictive: as chunks are larger, it is easier to find more $n:m$ patterns. Blocked sparsity performs the worst. Hence, we can see that $n:m:g$ sparsity preserves energy nearly as well as $n:m$ sparsity, while its additional structure can be taken advantage of for performance.

Sparse fine-tuning. We now evaluate the quality of $n:m:g$ sparsity by sparsifying a dense, pretrained BERT_{BASE} model (HuggingFace bert-base-uncased) using iterative layer-wise magnitude pruning. Each layer is sparsified, and then the model is fine-tuned following standard BERT pretraining until the model recovers its original loss. This process continues until either all 72 layers are sparsified or the loss ceases to diminish. In the latter case, the remaining weights are left dense, making the overall sparsity smaller than the per-layer target. We use the Wikipedia and BookCorpus datasets, a constant learning rate of $5 \cdot 10^{-4}$, and a global effective batch size of 4096 with gradient accumulation. We use three RTX3090 GPUs (local batch size 16); when all layers are sparse, each step takes a median of 42 s (compared to 18 s when dense).

Figure 8 shows the training loss over the course of pruning and reports the final test masked language modeling accuracy. During training using the 1:10:4 format, we reduced the loss to 10^{-4} after step 48,000, where the spike in the loss curve occurred. Our sparse models are able to maintain good performance, although fine-tuning for greater sparsity requires more training iterations.

In Fig. 9, we show the overheads added by masked sparse training with STen. During training, GPU kernels are faster than the CPU kernels used for inference, so STen dispatch overheads are more noticeable, although further optimization could mitigate this. As $n:m:g$ is optimized for CPU inference and we make use of masking during training, there is necessarily some overhead compared

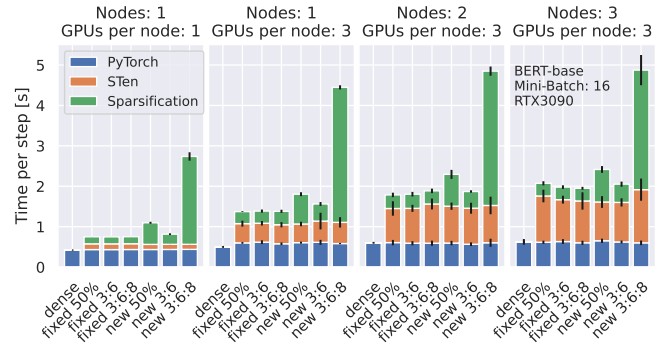


Figure 9: Masked training overheads for unstructured, $n:m$, and $n:m:g$ formats. *Fixed* sparsification keeps the same non-zero mask, while *new* sparsification recomputes the mask.

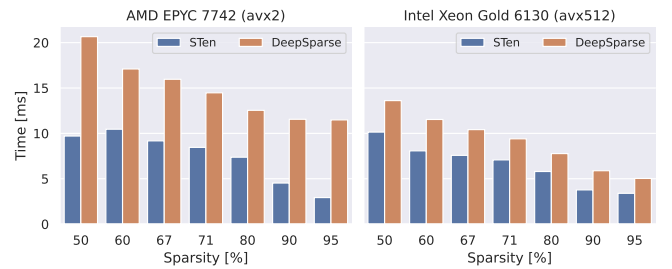


Figure 10: Median runtime of our $n:m:g$ sparse-dense GEMM compared with the DeepSparse optimized inference engine.

to dense training. In most iterations during training, the sparsity mask is *fixed* as the sparsity pattern changes slowly, which reduces sparsification overhead. Recomputing the mask (e.g., when sparsity increases) is more expensive for formats with complex constraints. Distributed training is another source of overheads as tensors on different model copies may have different masks due to independent sparsification. To synchronize weights, collective operations on sparse tensors need to be performed, which we implement by converting tensors to dense, exchanging their values, and rerunning sparsification with an optimized conversion path (see §4.6).

We conducted an evaluation of the overheads associated with distributed sparse training by performing weak scaling across varying numbers of GPUs, while keeping the mini-batch size fixed at 8. The experiments were conducted on 128 nodes of the Piz Daint supercomputer, utilizing the Intel Xeon E5-2690v3 CPU (2.60GHz), and one NVIDIA Tesla P100 GPU with 16GB of memory per node.

Scaling efficiency, computed as the ratio of training runtime on 1 and 128 GPUs, went from 40% (0.52 s on 1 GPU vs 1.32 s on 128 GPUs) for dense training to 30% (1.02 s on 1 GPU vs 3.37 s on 128 GPUs) for masked sparse training. Despite the conservative handling of sparse tensors by requiring conversion to dense and resparsification on every step, STen exhibits less than 10% of weak scaling overhead in total.

Sparse inference. We first evaluate the performance of our $n:m:g$ sparse-dense GEMM (§5.1), and compare it with DeepSparse [36] (v1.1.0) on a sparse unstructured tensor. Figure 10 shows results for a $768 \times 3072 \times 4096$ GEMM from a BERT_{BASE} feed-forward layer run on an AMD EPYC 7742 64-core processor (3.3 GHz) and an Intel Xeon Gold 6130 16-core processor (2.8 GHz). Our $n:m:g$ implementation is faster than DeepSparse at every sparsity level.

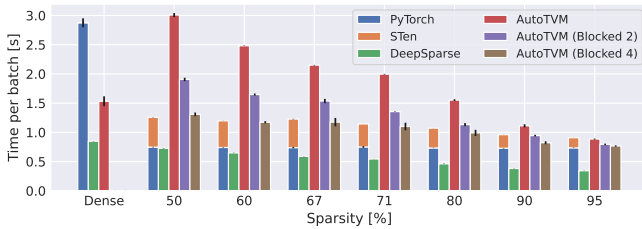


Figure 11: Median sparse $BERT_{BASE}$ inference latency.

Overall, we see that the added structure in $n:m:g$ sparsity enables significant performance gains: up to 3.9 \times on AMD and 1.5 \times on Intel.

We next show end-to-end sparse inference with $BERT_{BASE}$ using the same configurations as above in Fig. 11. We use batch size 8 and sequence length 512. We also compare with TVM [5] (v0.10.0) using either an unstructured or block pruned tensor. We tuned using AutoTVM [6] but observed it did not tune sparse operators.

We see that STen improves performance over the dense baseline by up to 3.2 \times , with a similar speedup pattern as in the sparse-dense GEMM. STen also matches or outperforms TVM up to 90% sparsity, but performs worse than DeepSparse or blocked TVM at higher sparsity. This is due to framework overheads in PyTorch; Fig. 11 breaks down our performance into STen and PyTorch runtime. While inference engines are able to eliminate these overheads through data layout transformations and operator fusion, doing so is more challenging in a general DL framework, and we leave such optimizations to future work. Nevertheless, STen is faster than PyTorch, while retaining the productivity of a full DL framework. Indeed, STen enabled the rapid prototyping and testing of the $n:m:g$ format, which could subsequently be integrated into inference engines to benefit from their optimizations.

6.2 STen Productivity

While §3 has shown that STen’s interface is intuitive, we now demonstrate this practically by implementing several existing sparsifiers. As our goal is to showcase productivity, we conduct a simple evaluation in which we fine-tune a model to 50% sparsity using unstructured one-shot, iterative, and layer-wise magnitude pruning. We consider the programming effort to implement the sparsifiers and associated sparse training. We emphasize that we do not aim to outperform state-of-the-art pruning methods in this study.

We use a Wide ResNet-16-8 [75] trained on CIFAR10 [34], which consists of 11.0 M parameters. Our dense model is trained following Zagoruyko and Komodakis [75], with batch size 512 for 200 epochs on four 16 GB V100 GPUs. We apply one-shot pruning and then fine-tune following the same schedule. Iterative pruning begins at 10% sparsity, then iteratively fine-tunes for 75 epochs before increasing the sparsity by 10%. Finally, layer-wise pruning prunes each layer and fine-tunes for 30 epochs, starting from the first layer. We use one V100 GPU for fine-tuning, with batch size 128. Figure 12 shows training curves for this process and Table 2 reports the final test accuracies. Each method is able to approximately recover the dense accuracy, although one-shot pruning performs slightly worse. Sparse training iterations are about 18% slower than a dense iteration (median of 0.274 s versus 0.233 s per batch), showing the overhead of sparsity is low.

Table 2: Sparsification test accuracy and lines of code added.

Sparsifier	Top-1 Accuracy (%)	LoC Added
Dense	95.02	—
Sparsification setup	—	112
One-shot magnitude	94.84	6
Iterative magnitude	95.14	9
Layer-wise magnitude	95.10	9

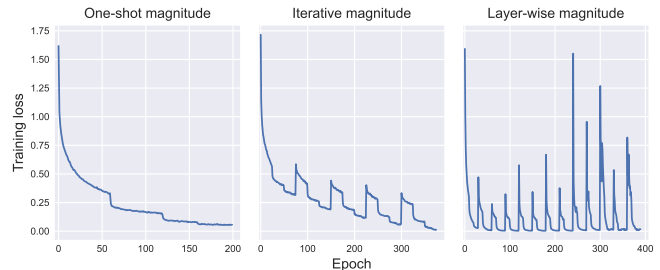


Figure 12: Training loss across sparsifiers for pruning a pre-trained Wide ResNet-16-8 on CIFAR10 to 50% sparsity.

Implementing this sparsification is straightforward with STen, and required no modification to the existing dense training loop, which is simply used with altered training schedules. Table 2 shows the number of lines of code added to implement sparse fine-tuning. The sparsification setup consists of general components, including the implementation of magnitude pruning and a masked tensor which stores the pruning mask. Sparse models are constructed using STen’s `SparsityBuilder` (§3.4). This handles initial sparsification and storage, converting tensor types, and ensures that weights are re-sparsified after gradient updates. Given this infrastructure, one-shot, iterative, and layer-wise magnitude pruning are then implemented using different different training and re-sparsification schedules, which requires only a few additional lines of code.

More generally, STen supports sparsifying a broad range of models out-of-the-box, including torchvision’s [59] entire suite of image classification models, covering twenty model families and over a hundred pretrained models. Adding support for sparse fine-tuning to torchvision’s training code required only 25 lines of code.

7 RELATED WORK

There has been extensive work on sparsity in deep learning [27], and in scientific and high-performance computing in general [2]. Here we focus on key related work for deep learning sparsity systems.

Systems for sparsity. General deep learning frameworks, such as TensorFlow [1] and PyTorch [53] provide basic support for sparse tensors and operations; more specialized frameworks, such as TVM [5, 18], TFLite [43], and DeepSparse [36] aim to accelerate sparse inference. Many works target sparsity for specific kernels or networks, rather than providing a complete pipeline [7, 14, 20, 22, 26, 35, 37, 42, 46, 50, 52, 72, 74]; these could be incorporated into STen for further performance improvements. Another branch of work focuses on hardware acceleration for sparsity [11]. Graph neural network systems also extensively leverage sparsity (e.g., [3, 29, 30])

Other model compression and acceleration approaches. There are many other approaches to model compression beyond sparsity; these include quantization [21], parameter sharing (e.g., [38, 55, 62]), distillation [23], and factorization (e.g., [54, 70]). Such methods are

typically orthogonal and can be applied with sparsity for further improvements (e.g., [8, 41]).

8 DISCUSSION

We introduced STen, an interface for productive and efficient sparsity in PyTorch. STen is highly extensible and customizable, making it easy to explore sparsity. Adding sparsity layouts or sparsifiers is simple, as is providing custom, optimized implementations for sparse operators. Further, our new $n:m:g$ sparsity layout provides performance competitive with highly-optimized sparse inference frameworks. With STen, sparsity “just works”, typically taking only a handful of lines of code and allowing existing training code to be reused as-is. This combination of features makes STen an engine to help drive forward sparsity research and development within the broader machine learning community, allowing users to tackle problems in sparsity that previously would have been out of reach.

There are many potential future directions for study. In particular, developing fully sparse training methods, where dense tensors are never materialized, is a major open problem [27] that STen allows researchers to make progress on. We also see developing improved systems for sparsity as a major direction, especially for sparse training, where automatic optimizations (e.g., fusing sparsifiers) are less explored and potentially very valuable.

ACKNOWLEDGMENTS

This work has received funding from the European High Performance Computing Joint Undertaking (JU) under grant agreements No. 955513 (MAELSTROM) and No. 101034126 (EU-Pilot). T.B.N. was supported by the Swiss National Science Foundation (Ambizione Project #185778). The experiments were conducted utilizing the resources of the Swiss National Supercomputing Centre.

REFERENCES

- [1] Martin Abadi, Ashish Agarwal, Paul Barham, Eugene Brevdo, Zhifeng Chen, Craig Citro, Greg S. Corrado, Andy Davis, Jeffrey Dean, Matthieu Devin, Sanjay Ghemawat, Ian Goodfellow, Andrew Harp, Geoffrey Irving, Michael Isard, Yangqing Jia, Rafal Jozefowicz, Lukasz Kaiser, Manjunath Kudlur, Josh Levenberg, Dandelion Mané, Rajat Monga, Sherry Moore, Derek Murray, Chris Olah, Mike Schuster, Jonathon Shlens, Benoit Steiner, Ilya Sutskever, Kunal Talwar, Paul Tucker, Vincent Vanhoucke, Vijay Vasudevan, Fernanda Viégas, Oriol Vinyals, Pete Warden, Martin Wattenberg, Martin Wicke, Yuan Yu, and Xiaoqiang Zheng. 2015. TensorFlow: Large-Scale Machine Learning on Heterogeneous Systems. <https://www.tensorflow.org/>. Software available from tensorflow.org.
- [2] Hartwig Anzt, Erik Boman, Rob Falgout, Pieter Ghysels, Michael Heroux, Xiaoye Li, Lois Curfman McInnes, Richard Tran Mills, Sivasankaran Rajamanickam, Karl Rupp, et al. 2020. Preparing sparse solvers for exascale computing. *Philosophical Transactions of the Royal Society A* 378, 2166 (2020).
- [3] Maciej Besta and Torsten Hoefler. 2022. Parallel and distributed graph neural networks: An in-depth concurrency analysis. *arXiv preprint arXiv:2205.09702* (2022).
- [4] Tom Brown, Benjamin Mann, Nick Ryder, Melanie Subbiah, Jared D Kaplan, Prafulla Dhariwal, Arvind Neelakantan, Pranav Shyam, Girish Sastry, Amanda Askell, et al. 2020. Language models are few-shot learners. *Advances in Neural Information Processing Systems (NeurIPS)* 33 (2020).
- [5] Tianqi Chen, Thierry Moreau, Ziheng Jiang, Lianmin Zheng, Eddie Yan, Haichen Shen, Meghan Cowan, Leyuan Wang, Yuwei Hu, Luis Ceze, et al. 2018. TVM: An automated End-to-End optimizing compiler for deep learning. In *13th USENIX Symposium on Operating Systems Design and Implementation (OSDI)*.
- [6] Tianqi Chen, Lianmin Zheng, Eddie Yan, Ziheng Jiang, Thierry Moreau, Luis Ceze, Carlos Guestrin, and Arvind Krishnamurthy. 2018. Learning to optimize tensor programs. In *Advances in Neural Information Processing Systems (NeurIPS)*.
- [7] Xuhao Chen. 2018. EscoIn: Efficient sparse convolutional neural network inference on GPUs. *arXiv preprint arXiv:1802.10280* (2018).
- [8] Zhaodong Chen, Zheng Qu, Liu Liu, Yufei Ding, and Yuan Xie. 2021. Efficient tensor core-based GPU kernels for structured sparsity under reduced precision. In *International Conference for High Performance Computing, Networking, Storage and Analysis*.
- [9] Aakanksha Chowdhery, Sharan Narang, Jacob Devlin, Maarten Bosma, Gaurav Mishra, Adam Roberts, Paul Barham, Hyung Won Chung, Charles Sutton, Sebastian Gehrmann, et al. 2022. PaLM: Scaling language modeling with pathways. *arXiv preprint arXiv:2204.02311* (2022).
- [10] Tri Dao, Beidi Chen, Nimit S Sohoni, Arjun Desai, Michael Poli, Jessica Grogan, Alexander Liu, Aniruddh Rao, Atri Rudra, and Christopher Ré. 2022. Monarch: Expressive structured matrices for efficient and accurate training. In *International Conference on Machine Learning (ICML)*.
- [11] Shail Dave, Riyadh Baghdadi, Tony Nowatzki, Sasikanth Avancha, Aviral Shrivastava, and Baoxin Li. 2021. Hardware acceleration of sparse and irregular tensor computations of ML models: A survey and insights. *Proc. IEEE* 109, 10 (2021).
- [12] Jacob Devlin, Ming-Wei Chang, Kenton Lee, and Kristina Toutanova. 2019. BERT: Pre-training of Deep Bidirectional Transformers for Language Understanding. In *Conference of the North American Chapter of the Association for Computational Linguistics (NAACL)*.
- [13] Nikoli Dryden, Tim Moon, Sam Ade Jacobs, and Brian Van Essen. 2016. Communication quantization for data-parallel training of deep neural networks. In *Workshop on Machine Learning in HPC Environments (MLHPC)*.
- [14] Erich Elsen, Marat Dukhan, Trevor Gale, and Karen Simonyan. 2020. Fast sparse ConvNets. In *Conference on Computer Vision and Pattern Recognition (CVPR)*.
- [15] Utku Evci, Fabian Pedregosa, Aidan Gomez, and Erich Elsen. 2019. The difficulty of training sparse neural networks. In *Identifying and Understanding Deep Learning Phenomena Workshop@ICLR*.
- [16] Utku Evci, Max Vladymyrov, Thomas Unterthiner, Bart van Merriënboer, and Fabian Pedregosa. 2022. GradMax: Growing neural networks using gradient information. In *International Conference on Learning Representations (ICLR)*.
- [17] Jonathan Frankle and Michael Carbin. 2019. The lottery ticket hypothesis: Finding sparse, trainable neural networks. In *International Conference on Learning Representations (ICLR)*.
- [18] Joshua Fromm, Bing Xu, Morgan Funtowicz, and Jason Knight. 2020. Leveraging block sparsity with Apache TVM to halve your cloud bill for NLP. <https://octo.ml.ai/blog/leveraging-block-sparsity-with-apache-tvm-to-halve-your-cloud-bill-for-nlp/>.
- [19] Trevor Gale, Erich Elsen, and Sara Hooker. 2019. The state of sparsity in deep neural networks. *arXiv preprint arXiv:1902.09574* (2019).
- [20] Trevor Gale, Matei Zaharia, Cliff Young, and Erich Elsen. 2020. Sparse GPU kernels for deep learning. In *International Conference for High Performance Computing, Networking, Storage and Analysis*.
- [21] Amir Gholami, Sehoon Kim, Zhen Dong, Zhewei Yao, Michael W Mahoney, and Kurt Keutzer. 2021. A survey of quantization methods for efficient neural network inference. *arXiv preprint arXiv:2103.13630* (2021).
- [22] Zhangxiaowen Gong, Houxiang Ji, Christopher W Fletcher, Christopher J Hughes, and Josep Torrellas. 2020. SparseTrain: Leveraging dynamic sparsity in software for training DNNs on general-purpose SIMD processors. In *Proceedings of the ACM International Conference on Parallel Architectures and Compilation Techniques*.
- [23] Jianping Gou, Baosheng Yu, Stephen J Maybank, and Dacheng Tao. 2021. Knowledge distillation: A survey. *International Journal of Computer Vision* 129, 6 (2021).
- [24] Song Han, Junlong Kang, Huizi Mao, Yiming Hu, Xin Li, Yubin Li, Dongliang Xie, Hong Luo, Song Yao, Yu Wang, et al. 2017. ESE: Efficient speech recognition engine with sparse LSTM on FPGA. In *Proceedings of the 2017 ACM/SIGDA International Symposium on Field-Programmable Gate Arrays*.
- [25] Kaiming He, Xiangyu Zhang, Shaoqing Ren, and Jian Sun. 2016. Deep residual learning for image recognition. In *Conference on Computer Vision and Pattern Recognition (CVPR)*.
- [26] Parker Hill, Animesh Jain, Mason Hill, Babak Zamirai, Chang-Hong Hsu, Michael A Laurenzano, Scott Mahlke, Lingjia Tang, and Jason Mars. 2017. DeftNN: Addressing bottlenecks for DNN execution on GPUs via synapse vector elimination and near-compute data fission. In *International Symposium on Microarchitecture (MICRO)*.
- [27] Torsten Hoefler, Dan Alistarh, Tal Ben-Nun, Nikoli Dryden, and Alexandra Peste. 2021. Sparsity in Deep Learning: Pruning and growth for efficient inference and training in neural networks. *Journal of Machine Learning Research* 22, 241 (2021).
- [28] Jordan Hoffmann, Sebastian Borgeaud, Arthur Mensch, Elena Buchatskaya, Trevor Cai, Eliza Rutherford, Diego de Las Casas, Lisa Anne Hendricks, Johannes Welbl, Aidan Clark, et al. 2022. Training Compute-Optimal Large Language Models. *arXiv preprint arXiv:2203.15556* (2022).
- [29] Yuwei Hu, Zihao Ye, Minjie Wang, Jiali Yu, Da Zheng, Mu Li, Zheng Zhang, Zhiru Zhang, and Yida Wang. 2020. FeatGraph: A flexible and efficient backend for graph neural network systems. In *International Conference on High Performance Computing, Networking, Storage and Analysis (SC)*.
- [30] Guyue Huang, Guohao Dai, Yu Wang, and Huazhong Yang. 2020. GE-SpMM: General-purpose sparse matrix-matrix multiplication on GPUs for graph neural networks. In *International Conference on High Performance Computing, Networking, Storage and Analysis (SC)*.
- [31] Kevin Hunter, Lawrence Spracklen, and Subutai Ahmad. 2022. Two sparsities are better than one: unlocking the performance benefits of sparse-sparse networks.

- Neuromorphic Computing and Engineering* 2, 3 (2022).
- [32] Andrei Ivanov, Nikoli Dryden, Tal Ben-Nun, Shigang Li, and Torsten Hoefer. 2021. Data movement is all you need: A case study on optimizing transformers. In *Proceedings of Machine Learning and Systems (MLSys)*.
- [33] Jared Kaplan, Sam McCandlish, Tom Henighan, Tom B Brown, Benjamin Chess, Rewon Child, Scott Gray, Alec Radford, Jeffrey Wu, and Dario Amodei. 2020. Scaling laws for neural language models. *arXiv preprint arXiv:2001.08361* (2020).
- [34] Alex Krizhevsky. 2009. *Learning multiple layers of features from tiny images*. Technical Report.
- [35] Souvik Kundu, Mahdi Nazemi, Massoud Pedram, Keith M Chugg, and Peter A Beeler. 2020. Pre-defined sparsity for low-complexity convolutional neural networks. *IEEE Trans. Comput.* 69, 7 (2020).
- [36] Mark Kurtz, Justin Kopinsky, Rati Gelashvili, Alexander Matveev, John Carr, Michael Goin, William Leiserson, Sage Moore, Nir Shavit, and Dan Alistarh. 2020. Inducing and exploiting activation sparsity for fast inference on deep neural networks. In *International Conference on Machine Learning (ICML)*. PMLR.
- [37] Façois Lagunas. 2020. Block Sparse Matrices for Smaller and Faster Language Models. https://huggingface.co/blog/pytorch_block_sparse.
- [38] Zhenzhong Lan, Mingda Chen, Sebastian Goodman, Kevin Gimpel, Piyush Sharma, and Radu Soricut. 2020. ALBERT: A lite BERT for self-supervised learning of language representations. In *International Conference on Learning Representations (ICLR)*.
- [39] Hao Li, Asim Kadav, Igor Durdanovic, Hanan Samet, and Hans Peter Graf. 2017. Pruning filters for efficient ConvNets. In *International Conference on Learning Representations (ICLR)*.
- [40] Shigang Li and Torsten Hoefer. 2022. Near-optimal sparse allreduce for distributed deep learning. In *ACM SIGPLAN Symposium on Principles and Practice of Parallel Programming (PPoPP)*.
- [41] Shigang Li, Kazuki Osawa, and Torsten Hoefer. 2022. Efficient Quantized Sparse Matrix Operations on Tensor Cores. In *International Conference for High Performance Computing, Networking, Storage and Analysis*.
- [42] Sheng Li, Jongsoo Park, and Ping Tak Peter Tang. 2017. Enabling sparse winograd convolution by native pruning. *arXiv preprint arXiv:1702.08597* (2017).
- [43] Yunlu Li and Arsiom Ablavatski. 2021. Build fast, sparse on-device models with the new TF MOT pruning API. <https://blog.tensorflow.org/2021/07/build-fast-sparse-on-device-models-with-tf-mot-pruning-api.html>.
- [44] Yujun Lin, Song Han, Huizi Mao, Yu Wang, and William J Dally. 2018. Deep gradient compression: Reducing the communication bandwidth for distributed training. In *International Conference on Learning Representations (ICLR)*.
- [45] Christos Louizos, Karen Ullrich, and Max Welling. 2017. Bayesian compression for deep learning. In *Advances in neural information processing systems (NeurIPS)*, Vol. 30.
- [46] Sangkug Lym, Esha Choukse, Siavash Zangeneh, Wei Wen, Sujay Sanghavi, and Mattan Erez. 2019. PruneTrain: fast neural network training by dynamic sparse model reconfiguration. In *International Conference for High Performance Computing, Networking, Storage and Analysis*.
- [47] Vinod Nair and Geoffrey E Hinton. 2010. Rectified linear units improve restricted boltzmann machines. In *International Conference on Learning Representations (ICML)*.
- [48] NVIDIA. 2020. NVIDIA A100 Tensor Core GPU Architecture.
- [49] NVIDIA. 2022. Apex (A PyTorch Extension). <https://github.com/NVIDIA/apex>.
- [50] OpenAI. 2017. Block-Sparse GPU Kernels. <https://openai.com/blog/block-sparse-gpu-kernels/>.
- [51] OpenAI. 2018. AI and Compute. <https://openai.com/blog/ai-and-compute/>.
- [52] Jongsoo Park, Sheng Li, Wei Wen, Ping Tak Peter Tang, Hai Li, Yiran Chen, and Pradeep Dubey. 2016. Faster CNNs with direct sparse convolutions and guided pruning. In *International Conference on Learning Representations*.
- [53] Adam Paszke, Sam Gross, Francisco Massa, Adam Lerer, James Bradbury, Gregory Chanan, Trevor Killeen, Zeming Lin, Natalia Gimelshein, Luca Antiga, Alban Desmaison, Andreas Kopf, Edward Yang, Zachary DeVito, Martin Raison, Alykhan Tejani, Sasank Chilamkurthy, Benoit Steiner, Lu Fang, Junjie Bai, and Soumith Chintala. 2019. PyTorch: An imperative style, high-performance deep learning library. In *Advances in neural information processing systems (NeurIPS)*, arXiv:1912.01703 [cs.LG].
- [54] Anh-Huy Phan, Konstantin Sobolev, Konstantin Sozykin, Dmitry Ermilov, Julia Gusak, Petr Tichavský, Valeriy Glukhov, Ivan Oseledets, and Andrzej Cichocki. 2020. Stable low-rank tensor decomposition for compression of convolutional neural network. In *European Conference on Computer Vision (ECCV)*.
- [55] Bryan A Plummer, Nikoli Dryden, Julius Frost, Torsten Hoefer, and Kate Saenko. 2022. Neural parameter allocation search. In *International Conference on Learning Representations*.
- [56] Udo W Pooch and Al Nieder. 1973. A survey of indexing techniques for sparse matrices. *Comput. Surveys* 5, 2 (1973).
- [57] Reiner Pope, Sholto Douglas, Aakanksha Chowdhery, Jacob Devlin, James Bradbury, Anselm Levskaya, Jonathan Heek, Kefan Xiao, Shivani Agrawal, and Jeff Dean. 2023. Efficiently Scaling Transformer Inference. In *Proceedings of Machine Learning and Systems (MLSys)*.
- [58] PyTorch. 2022. Extending PyTorch. https://pytorch.org/docs/1.12/notes/extending_g.html#extending-torch.
- [59] PyTorch. 2023. Torchvision. <https://pytorch.org/vision/stable/index.html>.
- [60] Cédric Renggli, Saleh Ashkboos, Mehdi Aghagolzadeh, Dan Alistarh, and Torsten Hoefer. 2019. SparCML: High-performance sparse communication for machine learning. In *International Conference for High Performance Computing, Networking, Storage and Analysis*.
- [61] Victor Sanh, Thomas Wolf, and Alexander Rush. 2020. Movement pruning: Adaptive sparsity by fine-tuning. In *Advances in Neural Information Processing Systems (NeurIPS)*.
- [62] Pedro Savarese and Michael Maire. 2019. Learning implicitly recurrent CNNs through parameter sharing. In *International Conference on Learning Representations (ICLR)*.
- [63] Jaime Sevilla, Lennart Heim, Anson Ho, Tamay Besiroglu, Marius Hobbhahn, and Pablo Villalobos. 2022. Compute trends across three eras of machine learning. *arXiv preprint arXiv:2202.05924* (2022).
- [64] Nitish Srivastava, Geoffrey Hinton, Alex Krizhevsky, Ilya Sutskever, and Ruslan Salakhutdinov. 2014. Dropout: a simple way to prevent neural networks from overfitting. *The journal of machine learning research* 15, 1 (2014).
- [65] Nikko Strom. 2015. Scalable distributed DNN training using commodity GPU cloud computing. In *Sixteenth annual conference of the international speech communication association (INTERSPEECH)*.
- [66] Zhenheng Tang, Shaohuai Shi, Xiaowen Chu, Wei Wang, and Bo Li. 2020. Communication-efficient distributed deep learning: A comprehensive survey. *arXiv preprint arXiv:2003.06307* (2020).
- [67] Pablo Villalobos, Jaime Sevilla, Tamay Besiroglu, Lennart Heim, Anson Ho, and Marius Hobbhahn. 2022. Machine Learning Model Sizes and the Parameter Gap. *arXiv preprint arXiv:2207.02852* (2022).
- [68] Qian Wang, Xianyi Zhang, Yunquan Zhang, and Qing Yi. 2013. AUGEM: Automatically generate high performance dense linear algebra kernels on x86 CPUs. In *International Conference on High Performance Computing, Networking, Storage and Analysis (SC)*.
- [69] Thomas Wolf, Lysandre Debut, Victor Sanh, Julien Chaumond, Clement Delangue, Anthony Moi, Pierric Cistac, Tim Rault, Rémi Louf, Morgan Funtowicz, et al. 2020. Transformers: State-of-the-art natural language processing. In *Conference on Empirical Methods in Natural Language Processing: System Demonstrations*.
- [70] Chai Wah Wu. 2018. ProdSumNet: reducing model parameters in deep neural networks via product-of-sums matrix decompositions. *arXiv preprint arXiv:1809.02209* (2018).
- [71] Zhang Xianyi, Wang Qian, and Zhang Yunquan. 2012. Model-driven level 3 BLAS performance optimization on Loongson 3A processor. In *International conference on parallel and distributed systems*.
- [72] Zhuliang Yao, Shijie Cao, Wencong Xiao, Chen Zhang, and Lanshun Nie. 2019. Balanced sparsity for efficient dnn inference on gpu. In *Proceedings of the AAAI Conference on Artificial Intelligence (AAAI)*.
- [73] Zihao Ye, Ruihang Lai, Junru Shao, Tianqi Chen, and Luis Ceze. 2022. SparseTIR: Composable Abstractions for Sparse Compilation in Deep Learning. *arXiv preprint arXiv:2207.04606* (2022).
- [74] Jiecao Yu, Andrew Lukefahr, David Palframan, Ganesh Dasika, Reetuparna Das, and Scott Mahlke. 2017. Scalpel: Customizing DNN pruning to the underlying hardware parallelism. *ACM SIGARCH Computer Architecture News* 45, 2 (2017).
- [75] Sergey Zagoruyko and Nikos Komodakis. 2016. Wide Residual Networks. In *British Machine Vision Conference (BMVC)*.
- [76] Aojun Zhou, Yukun Ma, Junnan Zhu, Jianbo Liu, Zhijie Zhang, Kun Yuan, Wenxiu Sun, and Hongsheng Li. 2021. Learning N:M fine-grained structured sparse neural networks from scratch. In *International Conference on Learning Representations (ICLR)*.
- [77] Michael Zhu and Suyog Gupta. 2017. To prune, or not to prune: exploring the efficacy of pruning for model compression. *arXiv preprint arXiv:1710.01878* (2017).