

Gini-stable Lorenz curves and their relation to the generalised Pareto distribution

Lucio Bertoli-Barsotti^a, Marek Gagolewski^{b,*}, Grzegorz Siudem^c and Barbara Żogała-Siudem^d

^aUniversity of Bergamo, Department of Economics, Italy

^bDeakin University, Data to Intelligence Research Centre, School of IT, Geelong, VIC 3220, Australia

^cWarsaw University of Technology, Faculty of Physics, ul. Koszykowa 75, 00-662 Warsaw, Poland

^dSystems Research Institute, Polish Academy of Sciences, ul. Newelska 6, 01-447 Warsaw, Poland

ARTICLE INFO

Keywords:

Gini index

Lorenz ordering

inequality

Generalised Pareto Distributions

Information Production Process

informetrics

ABSTRACT

We study an iterative discrete information production process (IPP) where we can extend ordered normalised vectors by new elements based on a simple affine transformation, while preserving the predefined level of inequality, G , as measured by the Gini index.

Then, we derive the family of Lorenz curves of the corresponding vectors and prove that it is stochastically ordered with respect to both the sample size and G which plays the role of the uncertainty parameter. A case study of family income data in nine countries shows a very good fit of our model.

Moreover, we show that asymptotically, we obtain all, and only, Lorenz curves generated by a new, intuitive parametrisation of the finite-mean Generalised Pareto Distribution (GPD) that unifies three other families, namely: the Pareto Type II, exponential, and scaled beta ones. The family is not only ordered with respect to the parameter G , but also, thanks to our derivations, has a nice underlying interpretation. Our result may thus shed new light on the genesis of this family of distributions.

1. Introduction

The well-known information production process (IPP; see Egghe, 1990 and Egghe, 2005a, p. 8) is a mechanism in which “sources” (e.g., author, universities) produce a series of “items” (e.g., articles, graduates) of different quality. In the “source-item” formulation, the variable of interest is typically non-negative and integer-valued for both the rank-size and rank-frequency modelling (Bertoli-Barsotti and Lando, 2019; Egghe and Waltman, 2011). In spite of this, in the informetric literature, continuous approximations are normally used; usually in order to simplify the underlying calculations (Burrell, 2005). Instead, in this article, we consider a natural framework for empirical data stemming from a variety of applications in informetrics that entails the *discrete* setting.

Lorenz curves are important instruments in informetrics (Burrell, 1992, 2006, 2007; Egghe, 2005b; Sarabia, 2008) and also (Sai et al., 2021); see Section 2 for a review of the terminology. In this paper, we introduce a new parametric model of Lorenz curves $L^{(N,G)}$ (and a corresponding model of the closely related Leimkuhler curves $K^{(N,G)}$) for a vector of N positive numbers (without loss of generality, we will be studying N -dimensional probability vectors). By construction, $L^{(N,G)}$ will be a piecewise linear function depending on a free parameter G with a straightforward interpretation. Namely, G represents the most direct normalised measure of inequality of the components of the vector: the Gini index. Our model gives an explicit expression for the Lorenz curve for all the values of the Gini index in the range $(0, 1)$, which makes it very flexible. Moreover, we prove that $L^{(N,G)}$ defines a family of Lorenz curves which are Lorenz-ordered with respect to both parameters, N and G . Thus, if $G_1 < G_2$, then $L^{(N,G_1)}(u) \geq L^{(N,G_2)}(u)$ and if $N_1 < N_2$, then $L^{(N_1,G)}(u) \geq L^{(N_2,G)}(u)$ for all u .

Apart from presenting a new model of Lorenz curves $L^{(N,G)}$ of a vector of finite dimension N , we will be interested in studying its characteristics as the dimension diverges to infinity. In the limit as $N \rightarrow \infty$, the model becomes governed by only one parameter: the inequality index G . This limit defines a new parametric family of Lorenz curves $L^{(\infty,G)}$,

*Corresponding author

Email addresses: lucio.bertoli-barsotti@unibg.it (L. Bertoli-Barsotti); m.gagolewski@deakin.edu.au (M. Gagolewski); grzegorz.siudem@pw.edu.pl (G. Siudem); zogala@ibspan.waw.pl (B. Żogała-Siudem)

URL: <https://www.gagolewski.com> (M. Gagolewski); <http://if.pw.edu.pl/~siudem> (G. Siudem)

ORCID(s): 0000-0003-4508-3172 (L. Bertoli-Barsotti); 0000-0003-0637-6028 (M. Gagolewski); 0000-0002-9391-6477 (G. Siudem); 0000-0002-2869-7300 (B. Żogała-Siudem)

ordered by G . Thus, if $G_1 < G_2$, then $L^{(\infty, G_1)}(u) \geq L^{(\infty, G_2)}(u)$ for all u . Interestingly, the family admits a nice characterisation result. Namely, we prove that it contains all, and only, Lorenz curves generated by a Generalised Pareto Distribution (for which the mean exists).

In order to define the model $L^{(N, G)}$, as an ancillary result, in Section 3 we introduce the notion of the *Gini-stable* process, i.e., a sequence of ordered and normalised vectors with a fixed value G of the Gini index. To back up our theoretical claims, we perform a case study of family income data in nine countries where we note a good fit our model. Then, we prove the aforementioned ordering properties of our Lorenz curves' family. In particular, we mention that G is an "uncertainty parameter" of the Gini-stable process. In Section 4, we present the results concerning the limiting family of Lorenz curves. Then, Section 5 concludes the paper.

2. Preliminaries

2.1. Lorenz curve and Lorenz order

Let $\mathcal{P}_+^{(N)}$ be the set of N -dimensional ordered and normalised vectors like $\mathbf{p} = (p_1, p_2, \dots, p_N)$, i.e., with

$$p_1 \geq p_2 \geq \dots \geq p_N > 0 \text{ and } \sum_{i=1}^N p_i = 1.$$

Furthermore, given $\mathbf{p} \in \mathcal{P}_+^{(N)}$, let $\Sigma_i^{\mathbf{p}} = \sum_{j=1}^i p_j$ denote its i -th cumulative sum, with, for the brevity of the anticipated formulae, $\Sigma_0^{\mathbf{p}} = 0$.

Assume we are given a set of numbers $\{p_1, p_2, \dots, p_N\}$, consisting of the components of some $\mathbf{p} \in \mathcal{P}_+^{(N)}$. Then, the corresponding *Lorenz curve* is the function $L^{\mathbf{p}}(u)$, $0 \leq u \leq 1$, obtained by linear interpolation of the points $\left(\frac{i}{N}, L^{\mathbf{p}}\left(\frac{i}{N}\right)\right)$, where for $i = 0, 1, \dots, N$, $L^{\mathbf{p}}\left(\frac{i}{N}\right) = 1 - \Sigma_{N-i}^{\mathbf{p}}$ (the sum of the first i smallest elements); see (Bertoli-Barsotti and Lando, 2019, Eq. (3)) and Figure 1 for an example.

Similarly, the corresponding *Leimkuhler curve* is defined for $0 \leq u \leq 1$ as $K^{\mathbf{p}}(u) = 1 - L^{\mathbf{p}}(1 - u)$. In other words, it is the linear interpolation of the points $\left(\frac{i}{N}, K^{\mathbf{p}}\left(\frac{i}{N}\right)\right)$, where $K^{\mathbf{p}}\left(\frac{i}{N}\right) = \Sigma_i^{\mathbf{p}}$, $i = 0, 1, \dots, N$; see (Arnold and Sarabia, 2018, p. 134).

As well known, the *Lorenz order* is defined in terms of nested Lorenz curves as follows. For any $\mathbf{p}, \mathbf{q} \in \mathcal{P}_+^{(N)}$, $\mathbf{p} \leq_L \mathbf{q}$ if and only if $L^{\mathbf{p}}(u) \geq L^{\mathbf{q}}(u)$ for all $0 \leq u \leq 1$.

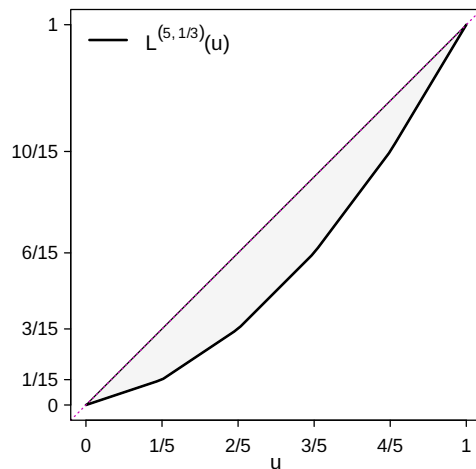


Figure 1: The Lorenz curve $L^{(5, 1/3)}$ for an example probability vector of length $N = 5$ generated using our model, $\mathbf{p}^{(5, 1/3)} = (5/15, 4/15, 3/15, 2/15, 1/15)$. The Gini index of this vector, $G(\mathbf{p}^{(5, 1/3)}) = 1/3$, is equal to $2N/(N - 1)$ times the area between the 45-degree line and the Lorenz curve.

The *Leimkuhler order* is $\mathbf{p} \leq_K \mathbf{q}$ if and only if $K^p(u) \leq K^q(u)$ for all $0 \leq u \leq 1$. Note that it the same as the Lorenz order. Hence, we will be alternating between them in our derivations freely.

Moreover, the condition $K^p\left(\frac{i}{N}\right) = \sum_i^p = \sum_{k=1}^i p_k \leq \sum_{k=1}^i q_k = \sum_i^q = K^q\left(\frac{i}{N}\right)$, $i = 0, 1, \dots, N-1$, $\sum_{i=1}^N p_i = \sum_{i=1}^N q_i = 1$, is the partial sum definition of the majorisation $\mathbf{p} < \mathbf{q}$; (Marshall et al., 2011, p. 8). The Lorenz order is more general than majorisation, because majorisation does not apply to vectors of unequal lengths. Nevertheless, the Lorenz order and majorisation coincide within the set \mathcal{G}_+^N , in that for every pair $\mathbf{p}, \mathbf{q} \in \mathcal{G}_+^N$, $\mathbf{p} < \mathbf{q}$ if and only if $\mathbf{p} \leq_L \mathbf{q}$. We can interpret the above relation by saying that the vector \mathbf{p} is *more random* than \mathbf{q} ; see (Marshall et al., 2011, p. 754).

2.2. Gini index of a probability vector

Let us recall some basic facts and formulas related to the (sample) Gini index (Gini, 1912), see also (Arnold, 2015, p. 183), which for $\mathbf{p} \in \mathcal{G}_+^{(N)}$ is given by:

$$\mathcal{G}(\mathbf{p}) = \frac{1}{N-1} \sum_{i=1}^N \sum_{j=1}^N |p_i - p_j| = \frac{1}{N-1} \frac{S(\mathbf{p})}{2}.$$

Following (Pyatt, 1976), see also (Tumen, 2011), in the context of wealth distribution, where a given p_i represents the proportion of the overall wealth that is held by the i -th richest individual, we may interpret the quantity $\max\{0, p_j - p_i\}$ as the “gain” of the individual i when given the option of being someone else, $j \neq i$. Then, we can consider $T_i = \frac{\sum_{j=1, j \neq i}^N \max\{0, p_j - p_i\}}{(N-1)}$ as the expected gain of individual i . We find that the average expected gain $\frac{\sum_{i=1}^N T_i}{N}$ is equal to $\frac{1}{N(N-1)} \frac{S(\mathbf{p})}{2}$. Dividing the average expected gain by the mean, N^{-1} (as our vectors sum to 1), we get that the average relative expected gain is $N \frac{\sum_{i=1}^N T_i}{N} = \sum_{i=1}^N T_i = \mathcal{G}(\mathbf{p})$. Hence, the Gini index $\mathcal{G}(\mathbf{p})$ can be seen as *the sum of the average expected gains T_i , $i = 1, 2, \dots, N$* .

Example 1. If $\mathbf{p} = (5/15, 4/15, 3/15, 2/15, 1/15)$ as in Figure 1, we find the average relative expected gains: $T_1 = 0$, $T_2 = (1/15)/4 = 1/60$, $T_3 = (2/15 + 1/15)/4 = 3/60$, $T_4 = (3/15 + 2/15 + 1/15)/4 = 6/60$, $T_5 = (4/15 + 3/15 + 2/15 + 1/15)/4 = 10/60$. Then, $\mathcal{G}(\mathbf{p}) = 1/60 + 3/60 + 6/60 + 10/60 = 20/60 = 1/3$.

A useful alternative formula for the Gini index is:

$$\mathcal{G}(\mathbf{p}) = \frac{N+1-2\hat{\mu}}{N-1}, \quad (1)$$

where $\hat{\mu}$ is the mean (expected) rank, that is, $\hat{\mu} = \sum_{i=1}^N i p_i$.

What is more, the Gini index is closely related to the Lorenz curve through the following formula with a clear geometrical meaning:

$$\mathcal{G}(\mathbf{p}) = 2 \frac{N}{N-1} A(\mathbf{p}),$$

where $A(\mathbf{p}) = \int_0^1 (u - LP(u)) du$ is the area between the Lorenz curve of the given vector and the graph of the 45-degree line, i.e., the $y = x$ function (compare Figure 1).

2.3. Affine inequality-attenuating transformations

In the context of the Lorenz order, a function $h : \mathbb{R}^+ \rightarrow \mathbb{R}^+$ is said to be *inequality-attenuating*, whenever $h(\mathbf{p}) \leq_L \mathbf{p}$, where the componentwise extension of h is $h(\mathbf{p}) = (h(p_1), h(p_2), \dots, h(p_N))$ (see Arnold, 1991).

Let us consider the affine function $h : \mathbb{R}^+ \rightarrow \mathbb{R}^+$ of the type:

$$h(p_i) = a + b p_i, \quad i = 1, 2, \dots, N,$$

where $0 < b < 1$, and $a = \frac{1-b}{N}$, in order to have $\sum_{i=1}^N h(p_i) = 1$. This function defines a reduce-and-distribute mapping from $\mathcal{P}_+^{(N)}$ to $\mathcal{P}_+^{(N)}$: it proportionally *reduces* each component by a factor of b and *distributes* the same amount a to every element. It is easy to see that this transformation is inequality-attenuating, in that $h(\mathbf{p}) \leq_L \mathbf{p}$ for every \mathbf{p} . For a general characterisation result on inequality-attenuating functions, see (Marshall et al., 2011, p. 727) and (Arnold and Sarabia, 2018, p. 36–37).

In particular, this transformation decreases the expected gain T_i of each individual i by a constant factor bT_i . Indeed, the Gini index decreases:

$$G = \mathcal{G}(p_1, p_2, \dots, p_N) > \mathcal{G}(a + bp_1, a + bp_2, \dots, a + bp_N) = bG.$$

3. The Gini-stable process and distribution

3.1. Gini-stable transformations

Let us now consider a slightly different type of mapping: one in which we extend the dimension of the vector, from N to $N + 1$:

$$(p_1, p_2, \dots, p_N) \xrightarrow{h} (a + bp_1, a + bp_2, \dots, a + bp_N, a), \quad (2)$$

where $a = \frac{1-b}{N+1}$, in order to have $a + \sum_{i=1}^N (a + bp_i) = 1$.

The mapping given by Eq. (2) is from $\mathcal{P}_+^{(N)}$ to $\mathcal{P}_+^{(N+1)}$, and it may no longer have an inequality-attenuating effect (for example, as b tends to 1, the Lorenz curves of \mathbf{p} and $h(\mathbf{p})$ are nested one inside the other).

Instead, we can identify the constant $b = b_N$ (which in general depends on the dimension of the vector) uniquely determined by the constraint:

$$\mathcal{G}(\mathbf{p}) = G = \mathcal{G}(h(\mathbf{p})), \quad \mathbf{p} \in \mathcal{P}_+^{(N)}, \quad h(\mathbf{p}) \in \mathcal{P}_+^{(N+1)},$$

that balances the natural inequality-attenuating effect of h , and the inequality-increasing effect due to the increase in size of the vector. In other words, our purpose is to determine the affine function h which *keeps the value G of the Gini index unchanged when a new component is added to the vector*.

The general solution of this problem is a process formed by a sequence of probability N -vectors, $\mathbf{p}^{(N,G)}$, $N = 2, 3, \dots$, that guarantees a “stable” value of G , i.e., $\mathcal{G}(\mathbf{p}^{(N,G)}) = G$, for every fixed $G \in (0, 1)$.

In an economic context, the problem at hand can be stated as the problem of finding the conditions under which the sum of the average expected gains in a population of N individuals remains unchanged when the size of the population increases by one, from N to $N + 1$. This issue is addressed by an iterative approach, that we will be referring to as the *Gini-stable* process.

Note that in the base case of $N = 2$, the probability vector is *uniquely* determined by G . Namely, by virtue of Eq. (1), we find $\mathcal{G}(\mathbf{p}^{(2,G)}) = 3 - 2\hat{\mu}$, where $\hat{\mu} = p_1^{(2,G)} + 2p_2^{(2,G)} = p_1^{(2,G)} + 2(1 - p_1^{(2,G)}) = 2 - p_1^{(2,G)}$. Then, $\mathbf{p}^{(2,G)}$ can be expressed as a function of G , $0 < G < 1$, as $\mathbf{p}^{(2,G)} = \left(\frac{1+G}{2}, \frac{1-G}{2}\right)$.

When $N \geq 3$, there are infinitely many probability N -vectors that determine the same value G of the Gini index, but under the affine constraint given by the condition (2), the solution becomes unique. This is because the condition $G = \mathcal{G}(\mathbf{p}^{(N+1,G)})$ is equivalent to $S(\mathbf{p}^{(N+1,G)}) = 2NG$, where:

$$\begin{aligned} S(\mathbf{p}^{(N+1,G)}) &= \sum_{i=1}^N \sum_{j=1}^N |p_i^{(N+1,G)} - p_j^{(N+1,G)}| + 2 \sum_{i=1}^N (p_i^{(N+1,G)} - p_{N+1}^{(N+1,G)}) \\ &= S(\mathbf{p}^{(N,G)}) b_N + 2 \sum_{i=1}^N b_N p_i^{(N,G)} = 2(N-1)Gb_N + 2b_N. \end{aligned}$$

Then, we find the equivalent equation $2NG = 2(N-1)Gb_N + 2b_N$, that leads to the solution:

$$b_N = \frac{NG}{NG + 1 - G}. \quad (3)$$

In conclusion, we introduced a sequence of vectors with components defined in terms of the following iterative equations:

$$\begin{aligned} p_i^{(N+1,G)} &= \frac{1-G}{(N+1)(NG+1-G)} + \frac{NG}{NG+1-G} p_i^{(N,G)}, \quad \text{for } i = 1, 2, \dots, N, \\ p_{N+1}^{(N+1,G)} &= \frac{1-G}{(N+1)(NG+1-G)}. \end{aligned} \quad (4)$$

Example 2. If $G = 1/3$, we have: $\mathbf{p}^{(2,G)} = \left(\frac{1+G}{2}, \frac{1-G}{2}\right) = \left(\frac{2}{3}, \frac{1}{3}\right)$. Then, for $N+1 = 3$, we find:

$$\begin{aligned} a_2 &= \frac{1-G}{(N+1)(NG+1-G)} = \frac{2/3}{3(2/3+1-1/3)} = \frac{1}{6}, \\ b_2 &= \frac{NG}{NG+1-G} = \frac{2/3}{2/3+1-1/3} = \frac{3}{6}. \end{aligned}$$

Hence, $\mathbf{p}^{(3,1/3)} = (1/6 + 3/6 \cdot 2/3, 1/6 + 3/6 \cdot 1/3, 1/6) = (3/6, 2/6, 1/6)$.

Subsequently, for $N+1 = 4$ we find $a_3 = 1/10$, $b_3 = 6/10$, and $\mathbf{p}^{(4,1/3)} = (4/10, 3/10, 2/10, 1/10)$.

Moreover, $N+1 = 5$ yields $a_4 = 1/15$, $b_4 = 10/15$, and $\mathbf{p}^{(5,1/3)} = (5/15, 4/15, 3/15, 2/15, 1/15)$, and so forth. All the above vectors have the same Gini index, $G = 1/3$.

It turns out (see Appendix A.1 for the derivation) that our iterative model given by Eq. (4) enjoys the analytic formula:

$$p_i^{(N,G)} = \begin{cases} \frac{1-G}{2G-1} \frac{1}{N} \left(\frac{\Gamma(N+1)\Gamma(i-2+1/G)}{\Gamma(N-1+1/G)\Gamma(i)} - 1 \right), & G \neq \frac{1}{2}, \\ \frac{1}{N} (H_N - H_{i-1}) = \frac{1}{N} \sum_{j=i}^N \frac{1}{j}, & G = \frac{1}{2}, \end{cases} \quad (5)$$

where $i = 1, 2, \dots, N$, and $H_N = \sum_{j=1}^N \frac{1}{j}$ is the N -th harmonic number, $H_0 = 0$.

We will call the vector $\mathbf{p}^{(N,G)}$ a *Gini-stable distribution* with parameters N and G , $\text{GSD}(N, G)$. Still, let us note that our process is totally deterministic, therefore it should not be interpreted in probabilistic terms (without making further assumptions).

Note the limit cases: as $G \rightarrow 0$, we obtain the discrete uniform distribution with support $1, 2, \dots, N$ (all components being equal), and as $G \rightarrow 1$, we get the degenerate distribution with all probability mass concentrated at the point $i = 1$.

Example 3. To validate our Gini-stable model, let us consider the Luxembourg Income Study (LIS) dataset as per (Bishop et al., 1991, Table 2). Taking $N = 10$, we compare the empirical Lorenz curves, across the deciles, for the family incomes in nine different countries $\mathbf{L}^{(AU)}$, $\mathbf{L}^{(CA)}$, etc., with the estimated models $\mathbf{L}^{(N,\hat{G}_{AU})}$, $\mathbf{L}^{(N,\hat{G}_{CA})}$, etc., with \hat{G}_{AU} , \hat{G}_{CA} , etc., computed from the respective samples. This results in Figure 2. We see that our model fits most of the empirical curves very well.

3.2. Lorenz and Leimkuhler curves of the vectors generated by the Gini-stable process

An interesting property of the Gini-stable distribution is that it admits an explicit representation of its cumulative sums. This allows us to obtain the Lorenz curves corresponding to the vector $\mathbf{p}^{(N,G)}$. Namely, starting from Eq. (5), for $i = 1, 2, \dots, N$, after some elementary transformations, we get:

$$\Sigma_i^{(N,G)} = \sum_{j=1}^i p_j^{(N,G)} = \begin{cases} \frac{1-G}{2G-1} \left(\frac{G}{1-G} \frac{\Gamma(N)\Gamma(i+1/G-1)}{\Gamma(i)\Gamma(N+1/G-1)} - \frac{i}{N} \right), & G \neq \frac{1}{2}, \\ \frac{i}{N} (1 + H_N - H_i), & G = \frac{1}{2}. \end{cases} \quad (6)$$

Based on the above, the Lorenz curves of $\mathbf{p}^{(N,G)}$ are defined for $i = 1, 2, \dots, N$ as follows:

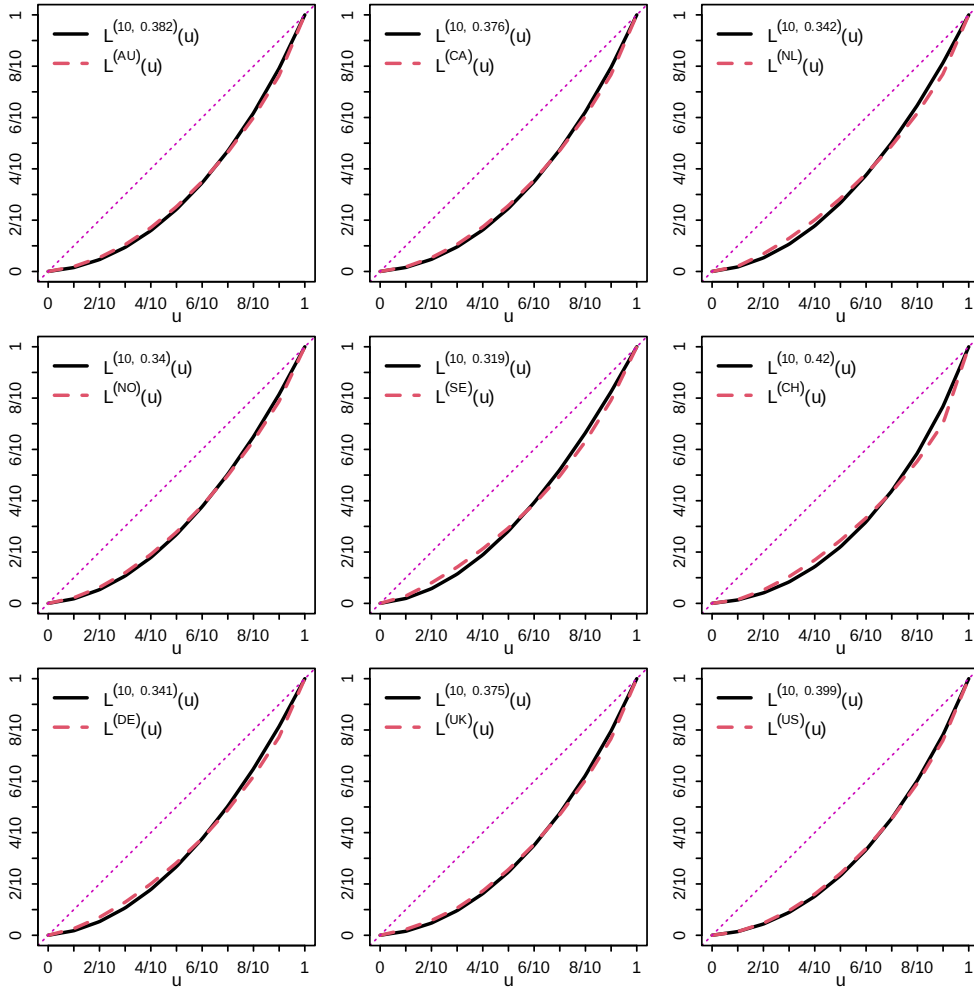


Figure 2: The empirical and fitted curves for family income data from (Bishop et al., 1991, Table 2). In most cases, our Gini-stable distribution gives a very good fit.

$$\begin{aligned}
 L^{(N,G)}\left(\frac{i}{N}\right) &= 1 - \Sigma_{N-i}^{(N,G)} \\
 &= \begin{cases} 1 - \frac{1-G}{2G-1} \left(\frac{G}{1-G} \frac{\Gamma(N)}{\Gamma(N-1+1/G)} \frac{\Gamma(N-i-1+1/G)}{\Gamma(N-i)} - \frac{N-i}{N} \right), & \text{if } G \neq \frac{1}{2}, \\ 1 - \frac{N-i}{N} (1 + H_N - H_{N-i}), & \text{if } G = \frac{1}{2}. \end{cases} \quad (7)
 \end{aligned}$$

with the values in-between linearly interpolating the above points as described in Section 2.

3.3. Lorenz ordering for vectors of equal lengths

Let $\mathbf{p}^{(N,G)}$ be a vector generated by the Gini-stable process, i.e., with components given by Eq. (5), and let $L^{(N,G)}$ be its Lorenz curve, as defined by Eq. (7). The following proposition shows that, for any fixed N , an increase of the parameter G corresponds to an increase in the Lorenz ordering (see Figure 3).

Proposition 1. For every fixed $N \geq 2$, if $G_1 < G_2$, then $L^{(N,G_1)}(u) > L^{(N,G_2)}(u)$ for all $u \in (0, 1)$,

Proof. See Appendix A.2. □

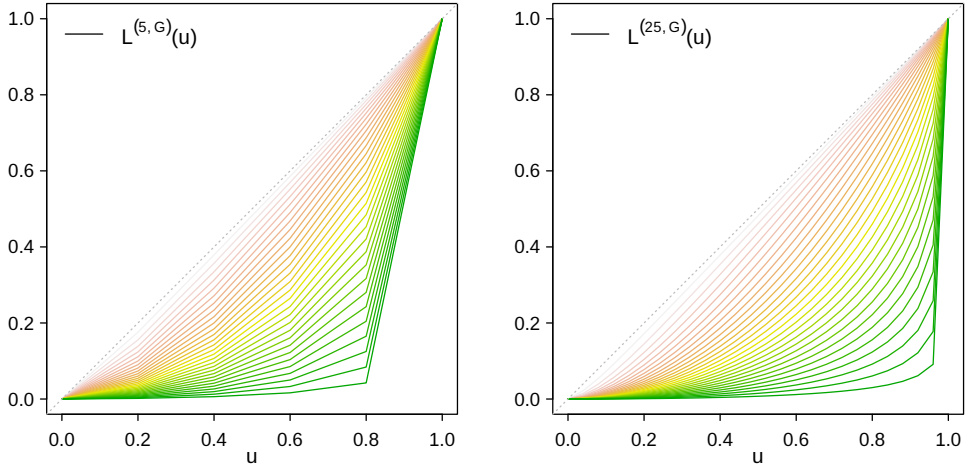


Figure 3: Lorenz curves $L^{(N,G)}$ for $N = 5$ (left) and $N = 25$ (right) and different values of the parameter $G = 1/30, 2/30, \dots, 29/30$ (from brown through yellow at $G = 1/2$ to green). The curves are Lorenz-ordered, as per Proposition 1.

Proposition 1 can be rephrased by saying that $\mathbf{p}^{(N,G_1)} \leq_L \mathbf{p}^{(N,G_2)}$, whenever $G_1 < G_2$. Equivalently, $\mathbf{p}^{(N,G_1)} < \mathbf{p}^{(N,G_2)}$, where $<$ is the majorisation ordering (compare Bertoli-Barsotti, 2023).

The above implies that G is an “uncertainty parameter” of the Gini-stable distribution $\text{GSD}(N, G)$ in the sense of (Hickey, 1983), in that the Gini-stable distribution $\text{GSD}(N, G_1)$ possesses a degree of randomness greater than that of the Gini-stable distribution $\text{GSD}(N, G_2)$ (Marshall et al., 2011, p. 755).

3.4. Lorenz ordering for vectors of unequal lengths

Lorenz order allows to compare inequality in populations of different sizes. In our model, for fixed G , an increase of N corresponds to an increase in the Lorenz ordering; see Figure 4.

Proposition 2. For every fixed G , $0 < G < 1$ and u , $0 \leq u \leq 1$, $L^{(N_1,G)}(u) \geq L^{(N_2,G)}(u)$, whenever $N_1 < N_2$.

Proof. See Appendix A.3. □

Proposition 2 can be interpreted by saying that $\mathbf{p}^{(N_1,G)} \leq_L \mathbf{p}^{(N_2,G)}$ whenever $N_1 < N_2$.

4. The limiting case as $N \rightarrow \infty$

4.1. Family of Lorenz curves, $L^{(\infty,G)}$

As N grows indefinitely, the vector $\mathbf{p}^{(N,G)}$ becomes an infinite sequence of numbers (p_1, p_2, \dots) .

Then, the Lorenz curves take an asymptotic form that depends on only one parameter, G . Namely, we can prove (see Appendix A.4) that they can be expressed for $u \in [0, 1]$ by:

$$L^{(\infty,G)}(u) = \lim_{N \rightarrow \infty} L^{(N,G)}(u) = \begin{cases} u + \frac{G}{2G-1} (1-u - (1-u)^{1/G-1}), & \text{if } G \neq \frac{1}{2}, \\ u + (1-u) \log(1-u), & \text{if } G = \frac{1}{2}. \end{cases} \quad (8)$$

See Figure 4 again for an illustration.

Remark 1. We easily find that $\int_0^1 L^{(\infty,G)} du = \frac{1-G}{2}$. Thence, $2 \int_0^1 (u - L^{(\infty,G)}) du = G$, as expected in the continuous case.

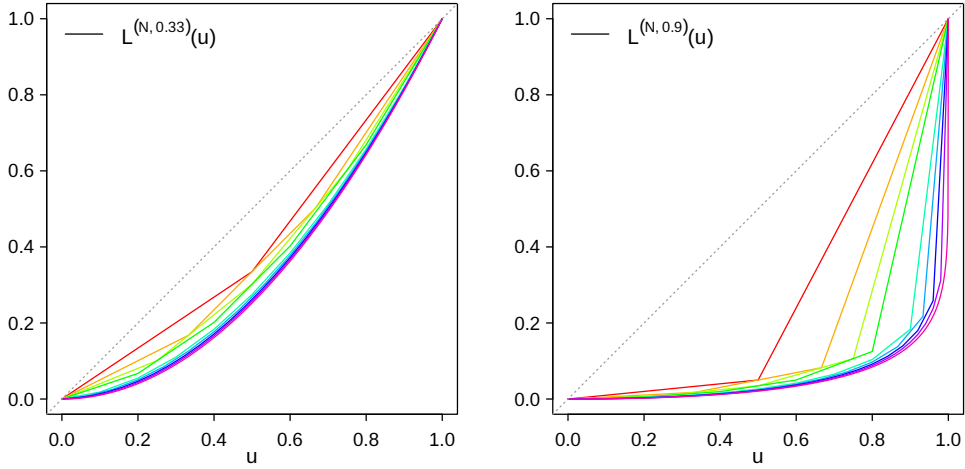


Figure 4: Lorenz curves $L^{(N,G)}$ for $G = 1/3$ (left) and $G = 0.9$ (right) and different values of the parameter $N = 2, 3, 4, 5, 10, 15, 25, 50, \infty$ (from red through cyan to purple). The limiting case $L^{(\infty,G)}$ is given by Eq. (8). The curves converge towards the bottom-right corner: Proposition 2 states that the curves form a chain wrt the Lorenz order.

As an extension of Propositions 1 and 2, we have the result below.

Proposition 3. *The following inequalities hold:*

- (i) If $G_1 < G_2 < 1$, then $L^{(\infty,G_1)}(u) \geq L^{(\infty,G_2)}(u)$ for all $u \in [0, 1]$,
- (ii) For every fixed $G \in (0, 1)$ and any $N \geq 2$, $L^{(N,G)}(u) \geq L^{(\infty,G)}(u)$ for all $u \in [0, 1]$.

Proof. The result (i) follows from the observation that $\frac{\partial L^{(\infty,G)}(u)}{\partial G} < 0$. The result (ii) follows from Proposition 2. \square

Figure 5 depicts the limiting Lorenz curves for different values of the Gini index, G . Quite remarkably, these curves cover the entire family of distributions known as the Pickands Generalised Pareto Distribution, as we shall show next.

4.2. Generalised Pareto Distributions

Now the problem is to identify the probability distribution with CDF F whose Lorenz curve coincides with that given by $L^{(\infty,G)}$, $0 < G < 1$. Let us recall that (see Gastwirth, 1971):

$$L^{(\infty,G)}(u) = \frac{\int_0^u F^{-1}(t) dt}{\int_0^1 F^{-1}(t) dt} = \frac{\int_0^u F^{-1}(t) dt}{m}, \quad (9)$$

where m is the expected value, $m = \int_0^1 F^{-1}(t) dt = \int_0^\infty (1 - F(x)) dx$.

The sought CDF F can be obtained by inverting the quantile function F^{-1} calculated by taking the derivative of $L^{(\infty,G)}(u)$ w.r.t. u . After some basic algebraic transformations, see Appendix A.5, we arrive at the following equation:

$$F(x) = \begin{cases} \left(1 - \left(1 + \frac{x}{\sigma}\right)^{-\alpha}\right) I[0 \leq x \leq -\sigma] + I[x > -\sigma], & \text{if } 0 < G < \frac{1}{2}. \\ (1 - e^{-mx}) I[x > 0], & \text{if } G = \frac{1}{2}. \\ \left(1 - \left(1 + \frac{x}{\sigma}\right)^{-\alpha}\right) I[x > 0], & \text{if } \frac{1}{2} < G < 1. \end{cases} \quad (10)$$

where $\alpha = \frac{G}{2G-1}$ and $\sigma = m(\alpha - 1) = m \frac{1-G}{2G-1}$, and I is the indicator function. Let us note that for $G < 1/2$ it holds $-\sigma > 0$.

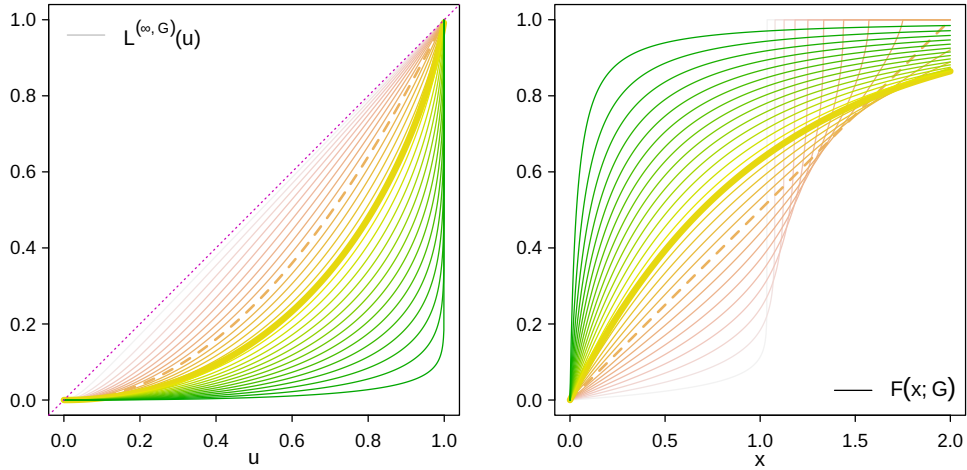


Figure 5: Left: Lorenz curves $L^{(\infty, G)}$, for $G = 1/30, 2/30, \dots, 29/30$ (from brown to green). Right: The CDF of the generalised Pareto distributions given by Eq. (10) utilising our new parametrisation, $F(x; G)$ (with expectation 1, i.e., $m = 1$). The thicker yellow curve represents the case $G = 1/2$, corresponding to the exponential distribution. Lorenz functions brown-yellow curves correspond to scaled Beta distributions (with the dashed line being a uniform distribution), whilst yellow-green Lorenz functions correspond to Pareto Type II distributions.

The above corresponds to the CDF of the Pickands Generalised Pareto Distribution (GPD) (Pickands III, 1975). As it is well-known, this distribution family unifies three different models; see (Hosking and Wallis, 1987), (Arnold, 2015, p. 11), and (Johnson et al., 1994, p. 614). Depending on the value of the parameter G , here are the possible cases for a random variable X with the CDF given by Eq. (10):

- (i) Case $0 < G < \frac{1}{2}$ — *Scaled Beta Distribution*

Here, $\alpha < 1$ and so the support of the random variable becomes bounded. By setting $\tau = -\sigma = m \frac{1-G}{1-2G} > 0$ as the free scale parameter, we find the formula for the CDF:

$$F(x) = 1 - \left(1 - \frac{x}{\tau}\right)^{-\alpha}, \quad 0 < x < \tau, \tau > 0,$$

with the corresponding density function:

$$f(x) = \frac{\tau^{-1}(1 - x\tau^{-1})^{-\alpha-1}}{-1/\alpha} = \frac{\tau^{-1}(1 - x\tau^{-1})^{-\alpha-1}}{B(1, -\alpha)}, \quad 0 < x < \tau, \tau > 0,$$

where B denotes the beta function. This can be viewed as a scaled Beta distribution of the first kind with shape parameters 1 and $\frac{G}{1-2G}$ (Marshall and Olkin, 2007, p. 494) or a uniform distribution with scale and frailty parameters (Marshall and Olkin, 2007, p. 672).

As a very special case, for $G = \frac{1}{3}$ ($\alpha = -1$), we obtain the CDF of the continuous uniform distribution on the interval $(0, \tau)$, i.e., $F(x) = \frac{x}{\tau}$, $0 < x < \tau$.

- (ii) Case $G = \frac{1}{2}$ — *Exponential Distribution*

Here we find the CDF of the exponential distribution with mean equal to m

$$F(x) = 1 - \exp\left(\frac{-x}{m}\right), \quad x > 0.$$

- (iii) Case $\frac{1}{2} < G < 1$ — *Pareto Type II Distribution*

Here, $\alpha > 1$ (which guarantees that the expected value is well-defined), $\sigma > 0$ and F takes the form of the CDF of a Pareto Type II distribution with shape parameter α and scale parameter $\sigma > 0$. Such a random variable is usually denoted by $X \sim P(\text{II})(0, \sigma, \alpha)$ (Arnold, 2015, p. 151).

Note that under the Pareto Type II distribution, the Gini index cannot fall below the minimum level of $1/2$, which is consistent with our derivations; compare also (Biró et al., 2023).

In conclusion, the family of Lorenz curves $L^{(\infty, G)}$, $0 < G < 1$, contains the Lorenz curves generated by all and only the Pickands Generalised Pareto Distributions for which the mean exists (otherwise the Lorenz curve is not defined).

Note that these formulae generalise some of the cases studied in (Balakrishnan et al., 2010). See also (Siudem et al., 2022), where we obtained a different parametrisation of the Pareto Type II distribution in the limit.

5. Conclusion

In the context of a general information production process, which is a formal mechanism in which sources produce items (Egghe, 1990 and Egghe, 2005a, p. 8), the Gini-stable process can be viewed as a model where at each step a new source is added – under the special condition of keeping the concentration, as measured by the Gini index, unchanged. In this sense, the Gini-stable model can *also* be interpreted as a process that describes how production change *over time* in the sense invoked by (Burrell, 1992).

It is interesting to note that in this framework, the model given by Eq. (5) was already used in (Gagolewski et al., 2022) and in (Siudem et al., 2020) in empirical studies. In these works, the authors considered the sources as the articles produced by a researcher and the items as the citations received, and interpreted the constant G , under the constraint $G > 1/2$ (that corresponds to $\rho > 0$, in their parametrisation; note that the recent paper by Biró et al., 2023 suggests that $G > 1/2$ is the most prevalent case for citation data), as a parameter explaining the preferential attachment mechanism – that is an author’s specific tendency to produce articles more or less attractive for citations.

In this present article, we derived the explicit expression for the Lorenz (and Leimkuhler) curve of a probability vector generated by the Gini-stable process defined by Eq. (5), in its genuine discrete formulation. Our formula can also be seen as a model for an “empirical” Lorenz curve, that is, for Lorenz curves of empirical distributions obtained by sampling. Within the context of a general information production process, the Lorenz curve represents the cumulative proportion of total production of all sources as ordinate against the cumulative proportion of sources as abscissa (in particular, one obtains the Lorenz curve of the productivity if the sources are arranged in increasing order of productivity and the Leimkuhler curves of the productivity if the sources are arranged in decreasing order). It is important to emphasise the fact that we refer here to the case of the size-frequency domain (Egghe and Waltman, 2011).

We proved that the Lorenz curve gives a complete ordering relationship among the probability vectors of the Gini-stable process, with respect to its parameters N and G – where the former represents the number of sources and the latter the value of the Gini index within its natural range $(0, 1)$. In particular, probability vectors of unequal lengths turn out to be comparable with respect to the Lorenz ordering for suitable values of parameter G .

We also derived and studied the asymptotic form of the Lorenz curve when N goes to infinity, obtaining a new parametric family of Lorenz curves that is ordered with respect to the parameter G . Up to a change in scale, each Lorenz curve in this family characterises an absolutely continuous distribution on $(0, \infty)$, with finite mean, which we have shown to belong to the GPD family with a new parametrisation that relies directly on G . This result may shed new light on the genesis of this family of distributions.

Future research will involve the study of the processes preserving other inequality or fairness measures; compare, e.g., (Amigó et al., 2023).

Acknowledgements

This research was supported by the Australian Research Council Discovery Project ARC DP210100227 (MG).

Conflict of interest

The authors certify that they have no affiliations with or involvement in any organisation or entity with any financial interest or non-financial interest in the subject matter or materials discussed in this manuscript.

CRedit authorship contribution statement

Lucio Bertoli-Barsotti: Conceptualisation of this study, Methodology, Writing. **Marek Gagolewski:** Conceptualisation of this study, Methodology, Visualisation, Software, Writing. **Grzegorz Siudem:** Conceptualisation of this study, Methodology, Writing. **Barbara Żogała-Siudem:** Visualisation, Software, Writing.

A. Proofs

A.1. Derivation of the formula for $p_i^{(N,G)}$

To show that the iterative formula (4) leads to Eq. (5), let us re-write recurrence definition of $p^{(N,G)}$ for $i \leq N$. Assuming for brevity that $p_i^{(N,G)} = 0$ if $i > N$, we get:

$$\begin{aligned}
 p_i^{(N,G)} &= b_{N-1}p_i^{(N-1,G)} + a_{N-1} \\
 &= b_{N-1} \left(b_{N-2}p_i^{(N-2,G)} + a_{N-2} \right) + a_{N-1} \\
 &= b_{N-1}b_{N-2}p_i^{(N-2,G)} + a_{N-2}b_{N-1} + a_{N-1} \\
 &= b_{N-1}b_{N-2}b_{N-3}p_i^{(N-3,G)} + a_{N-3}b_{N-1}b_{N-2} + a_{N-2}b_{N-1} + a_{N-1} = \dots \text{etc.} \dots \\
 &= \left(\prod_{\ell=1}^{N-i+1} b_{N-\ell} \right) \underbrace{p_i^{(i-1,G)}}_{=0} + \sum_{k=1}^{N-i+1} a_{N-k} \prod_{\ell=1}^{k-1} b_{N-\ell} = \sum_{k=i-1}^{N-1} a_k \prod_{\ell=k+1}^{N-1} b_\ell \\
 &\stackrel{\text{Eq. (4)}}{=} \sum_{k=i-1}^{N-1} \frac{1-G}{(k+1)(kG+1-G)} \prod_{\ell=k+1}^{N-1} \frac{\ell G}{\ell G+1-G} = \frac{1-G}{G} \sum_{k=i-1}^{N-1} \frac{1}{(k+1)(k+\frac{1-G}{G})} \prod_{\ell=k+1}^{N-1} \frac{\ell}{\ell+\frac{1-G}{G}} \\
 &= \frac{1-G}{G} \sum_{k=i-1}^{N-1} \frac{\prod_{\ell=k+2}^{N-1} \ell}{\prod_{\ell=k}^{N-1} \left(\ell + \frac{1-G}{G} \right)} = \frac{1-G}{G} \sum_{k=i-1}^{N-1} \frac{\prod_{\ell=k+2}^{N-1} \ell}{\prod_{\ell=k}^{N-1} \left(\ell + \frac{1-G}{G} \right)} \\
 &= \frac{1-G}{G} \sum_{k=i-1}^{N-1} \frac{\Gamma(N)/\Gamma(k+2)}{\Gamma\left(N+\frac{1-G}{G}\right)/\Gamma\left(k+\frac{1-G}{G}\right)} \\
 &\stackrel{\star}{=} (1-\rho) \frac{\Gamma(N)}{\Gamma(N+1-\rho)} \sum_{k=i}^N \frac{\Gamma(k-\rho)}{\Gamma(k+1)} = \frac{1-\rho}{N} \frac{\Gamma(N+1)}{\Gamma(N+1-\rho)} \sum_{k=i}^N \frac{\Gamma(k-\rho)}{\Gamma(k+1)}, \tag{11}
 \end{aligned}$$

where in \star , we apply the substitution $G = \frac{1}{2-\rho}$; compare (Bertoli-Barsotti, 2023). Equation (11) is equivalent (with a slightly different notation) to Eq. (8) in (Siudem et al., 2020), where $p_i^{(N,G)}$ is given by Eq. (11) therein, with $C = 1$ and $\rho = 2 - \frac{1}{G}$, which results in exactly our Eq. (5) for $G \neq \frac{1}{2}$ ($\rho \neq 0$). For the case $G = \frac{1}{2}$ ($\rho = 0$), see Eq. (8) in (Cena et al., 2022).

A.2. Proof of Proposition 1

It is sufficient to prove that for any N and $G_1 < G_2$, it holds $\Sigma_k^{(N,G_1)} < \Sigma_k^{(N,G_2)}$ for all $k = 1, \dots, N-1$. In our setting, this holds if and only if all the partial derivatives $\partial \Sigma_k^{(N,G)} / \partial G$ are nonnegative. We have:

$$\frac{\partial \Sigma_k^{(N,G)}}{\partial G} = \frac{-G + (2G-1) \left(H_{N-2+\frac{1}{G}} - H_{k-2+\frac{1}{G}} \right)}{G(2G-1)^2} \frac{\Gamma(N)}{\Gamma(k)} \frac{\Gamma(k-1+1/G)}{\Gamma(N-1+1/G)} + \underbrace{\frac{k}{(2G-1)^2 N}}_{>0} = \frac{1}{(2G-1)^2} f_{k,N}(G),$$

with

$$f_{k,N}(G) = \frac{\Gamma(N)\Gamma(k-1+1/G)}{G\Gamma(k)\Gamma(N-1+1/G)} \left(-G + (2G-1) \left(H_{N-2+\frac{1}{G}} - H_{k-2+\frac{1}{G}} \right) \right) + \frac{k}{N}.$$

We have $f_{k,N}\left(\frac{1}{2}\right) = -k/N + k/N = 0$ and for $G \neq \frac{1}{2}$ it holds:

$$\frac{\partial f_{k,N}(G)}{\partial G} = \frac{(2G-1)\Gamma(N)\Gamma(k-1+1/G)}{G^3\Gamma(k)\Gamma(N-1+1/G)} \left[\left(H_{k-2+\frac{1}{G}} - H_{N-2+\frac{1}{G}} \right)^2 + \psi' \left(k-1+\frac{1}{G} \right) - \psi' \left(N-1+\frac{1}{G} \right) \right],$$

where $\psi(x) = \Gamma'(x)/\Gamma(x)$ is the polygamma function. Since the gamma function is non-negative for positive arguments, and the first derivative of the polygamma function $\psi'(x)$ is decreasing in x , the sign of $\partial f_{k,N}(G)/\partial G$ depends on the term $2G-1$. In particular:

$$\begin{aligned} \frac{\partial f_{k,N}(G)}{\partial G} &< 0 \quad \text{for } G < \frac{1}{2}, \\ \frac{\partial f_{k,N}(G)}{\partial G} &> 0 \quad \text{for } G > \frac{1}{2}, \end{aligned}$$

which proves that $f_{k,N}(G) > 0$ for $G \neq \frac{1}{2}$ and $f_{k,N}(\frac{1}{2}) = 0$. However, since $1/(2G-1)^2$ is singular in $G = \frac{1}{2}$, we observe that:

$$\frac{\partial \Sigma_k^{(N,1/2)}}{\partial G} = \frac{2\Gamma(k+1)\Gamma(N)}{\Gamma(k)\Gamma(N+1)} \left((H_k - H_N)^2 + \psi^{(1)}(k+1) - \psi^{(1)}(N+1) \right) > 0,$$

for similar reasons to the ones discussed above. Thus, we have shown that $\partial \Sigma_k^{(N,G)}/\partial G > 0$ for every G . One gets $\Sigma_k^{(N,G_1)} < \Sigma_k^{(N,G_2)}$ for $k < N$, and obviously $\Sigma_N^{(N,G_1)} = \Sigma_N^{(N,G_2)} = 1$, which proves our proposition for $u = \frac{i}{N}$ for $i = 1, \dots, N-1$. Since the Lorenz curve is defined as a linear interpolation between these points, the ordering of interest is preserved everywhere, and the proof is complete.

A.3. Proof of Proposition 2

Recall that the relationship between the Lorenz and the Leimkuhler curves is given by the equation $K(u) = 1 - L(1-u)$, $0 \leq u \leq 1$. In our case, we find:

$$K^{(N,G)}\left(\frac{i}{N}\right) = \Sigma_i^{(N,G)}, \quad i = 0, 1, \dots, N.$$

As the Leimkuhler order is equivalent to the Lorenz order, the thesis of Proposition 2:

$$L^{(N_1,G)}(u) \geq L^{(N_2,G)}(u), \quad \text{for every } 0 \leq u \leq 1, \quad N_1 < N_2,$$

is equivalent to:

$$K^{(N_1,G)}(u) \leq K^{(N_2,G)}(u), \quad \text{for every } 0 \leq u \leq 1, \quad N_1 < N_2.$$

By construction, the Leimkuhler curve $K^{(N,G)}$ is defined by straight-line segments with slopes given by the ratio between the component of the vector $p^{(N,G)}$ and the mean, that is, for $i = 0, 1, \dots, N$:

$$\frac{p_i^{(N,G)}}{\frac{1}{N}} = N p_i^{(N,G)} = \begin{cases} \frac{1-G}{2G-1} \left(\frac{\Gamma(N+1)\Gamma(i-2+1/G)}{\Gamma(N+1/G-1)\Gamma(i)} - 1 \right), & \text{for } G \neq \frac{1}{2}, \\ H_N - H_{i-1}, & \text{for } G = \frac{1}{2}. \end{cases}$$

To better illustrate the behaviour of the Leimkuhler curve as the number of the line segments grows from N to $(N+1)$, we will prove the following result about their slopes.

(a) We will show that the following inequalities hold:

$$N p_i^{(N,G)} < (N+1) p_i^{(N+1,G)}, \quad i = 1, 2, \dots, N, \quad (12)$$

$$(N+1) p_i^{(N+1,G)} < N p_{i-1}^{(N,G)}, \quad i = 2, \dots, N+1. \quad (13)$$

For $G = 1/2$, the inequality (12) is equivalent to $(H_N - H_{i-1}) < (H_{N+1} - H_{i-1})$ which is clearly true.

On the other hand, for $G \neq 1/2$, the inequality (12) is equivalent to:

$$\frac{c-1}{2-c} \left(\frac{\Gamma(N+2)\Gamma(i-2+c)}{\Gamma(N+c)\Gamma(i)} - 1 \right) > \frac{c-1}{2-c} \left(\frac{\Gamma(N+1)\Gamma(i-2+c)}{\Gamma(N+c-1)\Gamma(i)} - 1 \right),$$

where $c = 1/G > 1$. There are two cases.

If $\frac{c-1}{2-c} > 0$, that is $c > 2$ (or $G > \frac{1}{2}$), the above inequality is equivalent to:

$$\frac{\Gamma(N+2)\Gamma(i-2+c)}{\Gamma(N+c)\Gamma(i)} > \frac{\Gamma(N+1)\Gamma(i-2+c)}{\Gamma(N+c-1)\Gamma(i)},$$

which is in turn equivalent to:

$$\frac{(N+1)\Gamma(N+1)}{(N+c-1)\Gamma(N+c-1)\Gamma(i)} > \frac{\Gamma(N+1)}{\Gamma(N+c-1)\Gamma(i)},$$

that is, $N+1 > N+c-1$, that holds true under the above condition on the parameter c .

If $\frac{c-1}{2-c} < 0$, that is $c > 2$ (or $G < \frac{1}{2}$), the inequality to be proved holds if and only if:

$$\left(\frac{\Gamma(N+2)\Gamma(i-2+c)}{\Gamma(N+c)\Gamma(i)} - 1 \right) < \left(\frac{\Gamma(N+1)\Gamma(i-2+c)}{\Gamma(N+c-1)\Gamma(i)} - 1 \right),$$

that easily leads to $N+c-1 > N+1$, that holds true under the condition $c > 2$.

Let us consider now the second inequality, (13). For $G = 1/2$, it is equivalent to $(H_{N+1} - H_{i-1}) < (H_N - H_{i-2})$.

By definition of H_i , we rewrite it as $\sum_{j=i}^{N+1} 1/j < \sum_{j=i-1}^N 1/j$ iff $1/(N+1) < 1/(i-1)$, therefore it is true.

For $G \neq 1/2$, the inequality (13) holds if and only if:

$$\frac{c-1}{2-c} \left(\frac{\Gamma(N+2)\Gamma(i-2+c)}{\Gamma(N+c)\Gamma(i)} - 1 \right) < \frac{c-1}{2-c} \left(\frac{\Gamma(N+1)\Gamma(i-3+c)}{\Gamma(N+c-1)\Gamma(i-1)} - 1 \right), \quad i = 2, \dots, N+1.$$

If $\frac{c-1}{2-c} > 0$, that is $c < 2$ (or $G > \frac{1}{2}$), the above inequality can be simplified to:

$$\frac{\Gamma(N+2)\Gamma(i-2+c)}{\Gamma(N+c)\Gamma(i)} < \frac{\Gamma(N+1)\Gamma(i-3+c)}{\Gamma(N+c-1)\Gamma(i-1)},$$

which is in turn equivalent to:

$$\frac{(N+1)(i-3+c)}{(N+c-1)(i-1)} < 1,$$

that holds true if $c < 2$.

For $\frac{c-1}{2-c} < 0$ ($G < \frac{1}{2}$), the reasoning is similar to the one above.

- (b) We will show that every vertex $\left(\frac{i}{N}, K^{(N,G)} \left(\frac{i}{N} \right) \right)$, $i = 1, \dots, N-1$, of $K^{(N,G)}$ belongs to $K^{(N+1,G)}$.

More precisely, the thesis (b) is that:

$$K^{(N,G)} \left(\frac{i}{N} \right) = K^{(N+1,G)} \left(\frac{i}{N+1} \right) + \left(\frac{i}{N} - \frac{i}{N+1} \right) \frac{p_{i+1}^{(N+1,G)}}{(N-1)^{-1}}, \quad i = 1, \dots, N-1,$$

which is equivalent to:

$$K^{(N,G)} \left(\frac{i}{N} \right) = K^{(N+1,G)} \left(\frac{i}{N+1} \right) + \frac{i}{N} p_{i+1}^{(N+1,G)}, \quad i = 1, \dots, N-1.$$

The latter equation can be replaced by:

$$\frac{N}{i} \left(\Sigma_i^{(N,G)} - \Sigma_i^{(N+1,G)} \right) = p_{i+1}^{(N+1,G)}, \quad i = 1, \dots, N-1.$$

The required result follows after simple manipulations. Indeed, for $G = 1/2$, we find:

$$\begin{aligned} \frac{N}{i} \left(\Sigma_i^{(N,G)} - \Sigma_i^{(N+1,G)} \right) &= \frac{N}{i} \left(\frac{i}{N} (1 + H_N - H_i) - \frac{i}{N+1} (1 + H_{N+1} - H_i) \right) \\ &= \frac{1}{N+1} + H_N - H_i - \frac{N}{N+1} (H_{N+1} - H_i) \\ &= \frac{1}{N+1} (H_{N+1} - H_i). \end{aligned}$$

Moreover, for $G \neq 1/2$, we get:

$$\begin{aligned} \frac{N}{i} \left(\Sigma_i^{(N,G)} - \Sigma_i^{(N+1,G)} \right) &= \frac{N}{i} \frac{G}{(2G-1)} \frac{i}{N} \left(\frac{\Gamma(N+1)\Gamma(i-1+1/G)}{\Gamma(i+1)\Gamma(N-1+1/G)} + 1 - 1/G \right) \\ &\quad - \frac{N}{i} \frac{G}{(2G-1)} \frac{i}{(N+1)} \left(\frac{\Gamma(N+2)\Gamma(i-1+1/G)}{\Gamma(i+1)\Gamma(N+1/G)} + 1 - 1/G \right) \\ &= \frac{(G-1)}{(2G-1)(N+1)} + \frac{G\Gamma(N+1)\Gamma(i-1+1/G)}{(2G-1)\Gamma(i+1)\Gamma(N-1+1/G)} \left(1 - \frac{N}{N-1+1/G} \right) \\ &= -\frac{(1-G)}{(2G-1)(N+1)} + \frac{(1-G)\Gamma(N+1)\Gamma(i-1+1/G)}{(2G-1)\Gamma(i+1)\Gamma(N+1/G)} \\ &= \frac{(1-G)}{(2G-1)} \frac{1}{(N+1)} \left(\frac{\Gamma(N+2)\Gamma(i-1+1/G)}{\Gamma(N+1/G)\Gamma(i+1)} - 1 \right), \end{aligned}$$

where the last terms in both equations are equal to $p_{i+1}^{(N+1,G)}$.

We prove the thesis of the Proposition 2 by contradiction. Assume that the Leimkuhler curves $K^{(N,G)}$ and $K^{(N+1,G)}$ intersect. Then, there would be at least one vertex of $K^{(N,G)}$ not belonging to $K^{(N+1,G)}$, but this contradicts (b).

A.4. Derivation of the formula for $L^{(\infty,G)}$

For any fixed u such that $i = uN$, $i = 1, 2, \dots, N$, we can express the Leimkuhler curve as:

$$K^{(N,\bar{\rho})}(u) = \frac{u}{1-\bar{\rho}} \left(\frac{\Gamma(Nu+\bar{\rho})\Gamma(N)}{u\Gamma(Nu)\Gamma(N+\bar{\rho})} - \bar{\rho} \right), \quad 0 \leq u \leq 1, \bar{\rho} > 0, \bar{\rho} \neq 1,$$

where, to simplify the notation, we substitute $\bar{\rho} = 1/G - 1$. Since $\lim_{z \rightarrow \infty} \frac{\Gamma(z+\alpha)}{\Gamma(z)z^\alpha} = 1$ (Laforgia and Natalini, 2012), we find:

$$K^{(\infty,\bar{\rho})}(u) = \lim_{N \rightarrow \infty} K^{(N,\bar{\rho})}(u) = \frac{u}{1-\bar{\rho}} \left(u^{\bar{\rho}-1} - \bar{\rho} \right),$$

or, equivalently:

$$K^{(\infty,G)}(u) = \frac{G}{2G-1} u^{(1/G-1)} - \frac{1-G}{2G-1} u, \quad 0 \leq u \leq 1, 0 < G < 1, G \neq \frac{1}{2}.$$

The case for $G = 1/2$ is obtained by taking the limit, using L'Hôpital's rule,

$$\lim_{G \rightarrow 1/2} K^{(\infty,G)}(u) = K^{(\infty,1/2)}(u) = u - u \log u.$$

Then, as $L^{(\infty,G)}(u) = 1 - K^{(\infty,G)}(1-u)$, after some simple transformations, we can arrive at Eq. (8).

A.5. Derivation of the CDF F

To obtain the CDF F given by Eq. (10), we start with the derivation of the formula for $\partial L^{(\infty, G)}(u)/\partial u$. Taking the derivative of the function given by Eq. (8), we get:

$$\frac{\partial L^{(\infty, G)}}{\partial u} = \begin{cases} 1 + \frac{G}{2G-1} \left(\frac{1-G}{G} (1-u)^{\frac{1}{G}-2} - 1 \right), & \text{if } G \neq \frac{1}{2}, \\ -\log(1-u), & \text{if } G = \frac{1}{2}. \end{cases}$$

From Eq. (9), we see that $F(x)$ is given simply by $F^{-1}(x) = m \frac{\partial L^{(\infty, G)}}{\partial u}$, which, after some simple transformations, yield:

$$\begin{aligned} F(x) &= \begin{cases} 1 - \left(\frac{(1-G)m}{2Gx - Gm - xm + m} \right)^{\frac{G}{2G-1}}, & \text{if } G \neq \frac{1}{2}, \\ 1 - e^{-mx}, & \text{if } G = \frac{1}{2}. \end{cases} \\ &= \begin{cases} 1 - \left(\frac{2Gm^{-1}x - G - m^{-1}x + 1}{1-G} \right)^{\frac{-G}{2G-1}}, & \text{if } G \neq \frac{1}{2}, \\ 1 - e^{-mx}, & \text{if } G = \frac{1}{2}. \end{cases} \\ &= \begin{cases} 1 - \left(1 + \frac{(1-2G)}{G-1} \frac{x}{m} \right)^{\frac{-G}{2G-1}}, & \text{if } G \neq \frac{1}{2}, \\ 1 - e^{-mx}, & \text{if } G = \frac{1}{2}. \end{cases} \end{aligned}$$

for the admissible range of x (for brevity of notation).

References

- Amigó, E., Deldjoo, Y., Mizzaro, S., Bellogín, A., 2023. A unifying and general account of fairness measurement in recommender systems. *Information Processing & Management* 60, 103115. doi:10.1016/j.ipm.2022.103115.
- Arnold, B.C., 1991. Preservation and attenuation of inequality as measured by the Lorenz order, in: *Stochastic Orders and Decision Under Risk*, pp. 25–37. doi:10.1214/lnms/1215459847.
- Arnold, B.C., 2015. *Pareto Distributions*. 2nd ed., Chapman and Hall/CRC, New York, NY, USA. doi:10.1201/b18141.
- Arnold, B.C., Sarabia, J.M., 2018. *Majorization and the Lorenz order with applications in applied mathematics and economics*. Springer.
- Balakrishnan, N., Sarabia, J.M., Kolev, N., 2010. A simple relation between the Leimkuhler curve and the mean residual life. *Journal of Informetrics* 4, 602–607.
- Bertoli-Barsotti, L., 2023. Equivalent Gini coefficient, not shape parameter! *Scientometrics* 128, 867–870.
- Bertoli-Barsotti, L., Lando, T., 2019. How mean rank and mean size may determine the generalised Lorenz curve: With application to citation analysis. *Journal of Informetrics* 13, 387–396.
- Biró, T.S., Telcs, A., Józsa, M., Nédá, Z., 2023. Gintropic scaling of scientometric indexes. *Physica A: Statistical Mechanics and its Applications* 618, 128717. doi:10.1016/j.physa.2023.128717.
- Bishop, J.A., Formby, J.P., Smith, W.J., 1991. International comparisons of income inequality: Tests for Lorenz dominance across nine countries. *Economica* 58, 461–477.
- Burrell, Q.L., 1992. The Gini index and the Leimkuhler curve for bibliometric processes. *Information Processing & Management* 28, 19–33.
- Burrell, Q.L., 2005. Symmetry and other transformation features of Lorenz/Leimkuhler representations of informetric data. *Information Processing & Management* 41, 1317–1329.
- Burrell, Q.L., 2006. On Egghe's version of continuous concentration theory. *Journal of the American Society for Information Science and Technology* 57, 1406–1411.
- Burrell, Q.L., 2007. Egghe's construction of Lorenz curves resolved. *Journal of the American Society for Information Science and Technology* 58, 2157–2159.
- Cena, A., Gagolewski, M., Siudem, G., Żogała-Siudem, B., 2022. Validating citation models by proxy indices. *Journal of Informetrics* 16, 101267. doi:10.1016/j.joi.2022.101267.
- Egghe, L., 1990. The duality of informetric systems with applications to the empirical laws. *Journal of Information Science* 16, 17–27.
- Egghe, L., 2005a. *Power laws in the information production process: Lotkaian informetrics*. Elsevier.
- Egghe, L., 2005b. Zipfian and Lotkaian continuous concentration theory. *Journal of the American Society for Information Science and Technology* 56, 935–945.

- Egghe, L., Waltman, L., 2011. Relations between the shape of a size-frequency distribution and the shape of a rank-frequency distribution. *Information Processing & Management* 47, 238–245.
- Gagolewski, M., Żogała Siudem, B., Siudem, G., Cena, A., 2022. Ockham's index of citation impact. *Scientometrics* 127, 2829–2845. doi:10.1007/s11192-022-04345-2.
- Gastwirth, J.L., 1971. A general definition of the Lorenz curve. *Econometrica: Journal of the Econometric Society* , 1037–1039.
- Gini, C., 1912. Variabilità e mutabilità. C. Cuppini, Bologna.
- Hickey, R.J., 1983. Majorisation, randomness and some discrete distributions. *Journal of Applied Probability* 20, 897–902.
- Hosking, J.R., Wallis, J.R., 1987. Parameter and quantile estimation for the Generalized Pareto Distribution. *Technometrics* 29, 339–349.
- Johnson, N.L., Kotz, S., Balakrishnan, N., 1994. Continuous Multivariate Distributions, Volume 1: Models and Applications. John Wiley & Sons.
- Laforgia, A., Natalini, P., 2012. On the asymptotic expansion of a ratio of gamma functions. *Journal of Mathematical Analysis and Applications* 389, 833–837.
- Marshall, A.W., Olkin, I., 2007. Life distributions: Structure of Nonparametric, Semiparametric, and Parametric Families. Springer.
- Marshall, A.W., Olkin, I., Arnold, B.C., 2011. Inequalities: Theory of majorization and its applications. 2nd ed., Springer.
- Pickands III, J., 1975. Statistical inference using extreme order statistics. *The Annals of Statistics* 3, 119–131.
- Pyatt, G., 1976. On the interpretation and disaggregation of Gini coefficients. *The Economic Journal* 86, 243–255.
- Sai, A.R., Buckley, J., Fitzgerald, B., Gear, A.L., 2021. Taxonomy of centralization in public blockchain systems: A systematic literature review. *Information Processing & Management* 58, 102584. doi:10.1016/j.ipm.2021.102584.
- Sarabia, J.M., 2008. A general definition of the leimkuhler curve. *Journal of Informetrics* 2, 156–163.
- Siudem, G., Nowak, P., Gagolewski, M., 2022. Power laws, the Price model, and the Pareto type-2 distribution. *Physica A: Statistical Mechanics and its Applications* 606, 128059. doi:10.1016/j.physa.2022.128059.
- Siudem, G., Żogała-Siudem, B., Cena, A., Gagolewski, M., 2020. Three dimensions of scientific impact. *Proceedings of the National Academy of Sciences* 117, 13896–13900. doi:10.1073/pnas.2001064117.
- Tumen, S., 2011. Measuring earnings inequality: An economic analysis of the bonferroni index. *Review of Income and Wealth* 57, 727–744.