

Car-Following Models: A Multidisciplinary Review

Tianya Terry Zhang, Ph.D., Peter J. Jin, Ph.D., Alexandre Bayen, Ph.D., and Benedetto Piccoli, Ph.D.

Abstract—Car-following (CF) algorithms are crucial components of traffic simulations and have been integrated into many production vehicles equipped with Advanced Driving Assistance Systems (ADAS). Insights from the model of car-following behavior help us understand the causes of various macro phenomena that arise from interactions between pairs of vehicles. Car-following models encompass multiple disciplines, including traffic engineering, physics, dynamic system control, cognitive science, machine learning, and reinforcement learning. This paper presents an extensive survey that highlights the differences, complementarities, and overlaps among microscopic traffic flow and control models based on their underlying principles and design logic. It reviews representative algorithms, ranging from theory-based kinematic models, Psycho-Physical Models, and Adaptive cruise control models to data-driven algorithms like Reinforcement Learning (RL) and Imitation Learning (IL). The manuscript discusses the strengths and limitations of these models and explores their applications in different contexts. This review synthesizes existing researches across different domains to fill knowledge gaps and offer guidance for future research by identifying the latest trends in car following models and their applications.

Index Terms—Car-Following Behavior, Adaptive Cruise Control, Theory-based, Data-driven.

I. INTRODUCTION

TO furnish a complete picture of traffic flow, vehicles on the road are studied as a whole - not merely as isolated particles. Car-following (CF) is the fundamental driving behavior that forcefully constrains the ego-vehicle from adopting a specific pattern in the presence of other vehicles (Figure 1). Since the 1950s or even earlier, many researchers have focused on driver behavior modeling and applied such models to the simulation of Human Driver Vehicles (HDVs) to investigate micro- and macro-traffic phenomena [1], [2]. The expansion of autonomy and connectivity in the transportation system has escalated the hype for integration of car following models with Connected and Automated Vehicle (CAV) technologies, such as collaborative driving, and Vehicle-to-Everything (V2X) communication. Autonomous Vehicles (AVs) with different parameter settings or objective functions become a new source of variety and add more complexities to the existing roadway systems. The heterogeneity of vehicle types and driver behaviors gives rise to various challenges for traffic operation, which must be comprehensively analyzed before upgrading existing infrastructure. Car-following models become a powerful tool to address challenges mentioned above and answer those critical questions in the upcoming era of the connected and automated transportation systems.

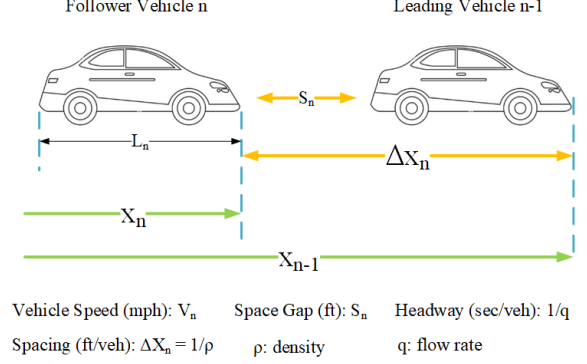


Fig. 1. Car-Following and Microscopic Traffic Flow Properties.

Existing survey papers [3]–[12] lack of structured framework and often have limitations in terms of scope and perspective. For example, a frequently referenced paper [3] mainly surveyed from psychologic perspective and did not consider Intelligent Driver Model (IDM) and Optimal Velocity Model (OVM). Some surveys [11], [12] reviewed multiscale traffic flow models from the engineering and physics perspective, while many control theory models were omitted. Other literatures [8], [9] are limited to theory-based models and inadequate to reflect the state-of-the-art. By taking into account various domains and angles, this review paper aims to provide a more structured categorization of the car following models (see Figure 2), addressing the potential gaps left by previous surveys with a narrower focus. A multidisciplinary review can be particularly beneficial in fields like intelligent vehicle technology, where insights from different disciplines – such as electrical & computer engineering, mechanic engineering, traffic flow theory, physics, and optimal control – are crucial for developing a complete picture of how these agents operate and interact with their environment. This review paper not only integrates diverse knowledge but also promotes the discovery of innovative solutions that might be overlooked when considering a single perspective. This broader approach allows for a more thorough evaluation of the state-of-the-art, challenges, and future directions of car-following models, making a unique contribution to the field.

II. THEORY-BASED MODELS

Theory-based models are easy to interpret and highly flexible, which can be adapted to various applications. They are also easy to perform stability analysis with traditional control techniques. Kinematic Models emphasize the physical aspects of vehicle motion and dynamics; Psycho-Physical Models integrate human factors, particularly how drivers perceive surrounding environment and their decision-making processes;

This work is funded by the C2SMART Project (USDOT Award #: 69A3551747124); New Brunswick Innovation Hub Smart Mobility Testing Ground (SMTG) Contract #: 21-60168.

Manuscript received December 1st, 2023.

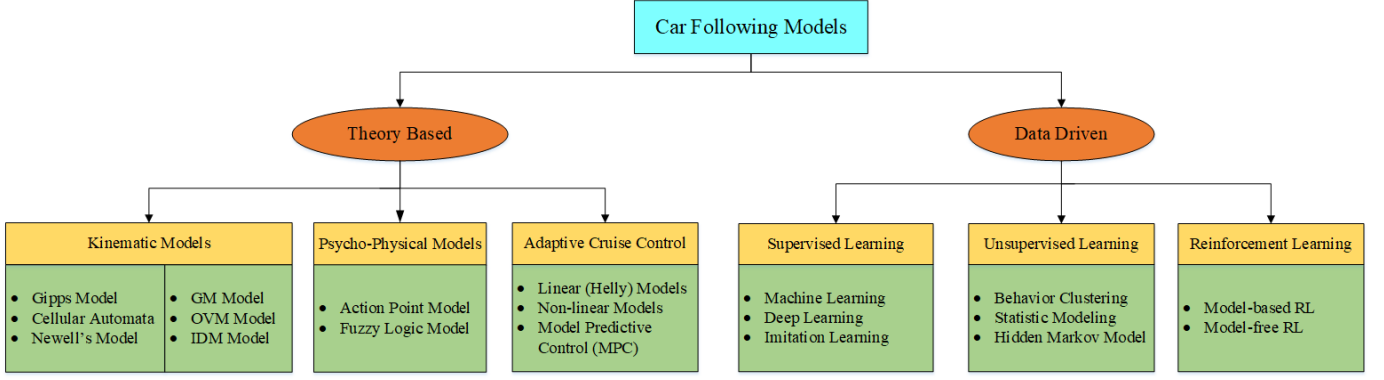


Fig. 2. Proposed Taxonomy of Car Following Models and Representative Algorithms. Kinematic Models are Divided into First-Order and Second-Order Subcategories.

Adaptive Cruise Control (ACC) Models emphasize the mechanistic vehicle control to maintain safe and efficient vehicle dynamics.

A. Kinematic Models

This principled car-following models are based on kinematic relationship, considering factors as velocity, headway and distance. First-order models are simpler models that prescribe the motion of a vehicle in terms of its velocity. Second-order models take acceleration into account, which can provide a more detailed simulation of real-world driving behavior. Despite their varied mathematical frameworks, many of these models share a common heuristic basis, making them interchangeable under specific scenarios. For instance, the OVM combined with Euler updates for position and speed aligns with Newell's model when Newell's reaction time parameter is set to the inverse sensitivity parameter (a^{-1}) of the OVM [12]. Moreover, Gipps' model and the IDM model share similar parameters and assumptions that drivers tend to keep a safe distance from the leading vehicle, comfortable speed or accelerations.

1) First-Order Kinematic Models:

The first-order kinematic car-following model, an early approach in car-following modeling, is a mathematical description of the motion using the classical law of motion to update the vehicle's position at each time step. This type of model often features parameters that possess meaningful physical interpretations, and these principled models treat each driver-vehicle unit as a particle or automaton. As an elementary model, Herrey and Herrey [13] introduced the concept of influence space, considering minimum safety distance, and validated their hypothesis using time-space diagrams derived from field data. Pipes [14] describes a linear relationship between the vehicle speed with respect to the minimum safe headway suggested by the California Motor Vehicle Code. Kometani and Sasaki performed stability analysis by introducing a transfer lag to Pipes' traffic dynamic model [15] and built a safety index equation that is measured to represent the safety level in sinusoidal traffic flow [16], [17]. Table I provides a comparison among first-order kinematic models.

Gipps' Model Gipps [18] developed a more advanced version of these explicit physics-based car-following models,

assuming that a driving agent adapts the speed to smoothly and safely proceed behind its leader. Gipps model puts two constraints on the CF behavior: the vehicle will not exceed the driver's desired speed or a vehicle-specific free-flow speed, and the following driver selects a speed that can bring the follower vehicle to a safe stop. In addition, while the preceding vehicle decelerates, a safety margin should be added to the following driver's reaction time. The formulation is shown as follows:

$$v_n(t + \tau) = \min \left\{ v_n(t) + 2.5a_n\tau \left(1 - \frac{v_n(t)}{V_n} \right) \left(0.025 + \frac{v_n(t)}{V_n} \right)^{1/2}, \right. \\ \left. b_n\tau + \sqrt{b_n^2\tau^2 - b_n \left[2 \left[x_{n-1}(t) - s_{n-1} - x_n(t) \right] - v_n(t)\tau - \frac{v_{n-1}(t)^2}{\hat{b}} \right]} \right\} \quad (1)$$

In the formulation, a_n is the maximum acceleration; b_n is the most severe braking; v_n is the speed at which the driver of vehicle n wishes to travel; V_n is the desired speed of vehicle n ; τ is the reaction time; \hat{b} is the estimate of b_{n-1} . Gipps did not offer the calibration of this model. However, because of its explicit physical meaning, modified Gipps' model was used in some traffic simulation software [19], [20]. Some studies showed that the Gipps' model also allows reproducing the Phantom Traffic Jam, although the model is formulated as a first-order category [21].

Newell's Model In Newell's Model [22], the time-space trajectory of the n^{th} vehicle is essentially the same as the $(n-1)^{th}$ vehicle, except for a translation in space and in time. This was a very simple rule for car following behavior compared with other models; however, it is often much more accurate than many. Newell's Model is defined as:

$$x_n(t + \tau_n) = x_{n-1}(t) - d_n \quad (2)$$

where $x_n(t)$ is a piecewise linear trajectory of vehicle n , which will be a simple translation of piecewise linear $x_{n-1}(t)$ by a distance d_n and a time lag τ_n . By translating their trajectory forward or backward, drivers can manage the spacing between their vehicle and the preceding vehicle, ensuring a suitable and desirable headway. Newell's Model implies that drivers have the ability to adapt their position relative to the preceding vehicle by adjusting their velocity and position in a controlled manner, thereby maintaining a safe and comfortable driving experience.

TABLE I
FIRST-ORDER KINEMATIC CAR-FOLLOWING MODELS

Models	Strength	Limitation
Gipps Model	<ol style="list-style-type: none"> 1. Safety considerations: The Gipps Model considers safety constraints, including braking capabilities and adding a safety margin during deceleration, which can help prevent rear-end collisions. 2. Analytical tractability: The parameters used in the Gipps Model have explicit physical meanings, making the model analytically tractable compared to higher-order models. 	<ol style="list-style-type: none"> 1. Parameter sensitivity: The Gipps Model has several parameters that need to be calibrated to accurately represent driver behavior, making it sensitive to parameter values. 2. Realism: Some properties of the Gipps Model are unclear, such as the differences between the most severe braking the following vehicle wishes to undertake and the most severe braking the following vehicle can undertake.
Newell's Model	<ol style="list-style-type: none"> 1. Simplicity: Newell's Model is simple and easy to understand, focusing on the position and speed of vehicles, making it easy to implement and analyze. 2. Traffic wave simulation: Newell's Model can simulate traffic waves caused by traffic signals or other disturbances in the traffic flow, making it useful for understanding traffic congestion and flow patterns. 	<ol style="list-style-type: none"> 1. Limited Representations: Newell's Model simplifies the driving process as the uniform flow. This may lead to less realistic representations of real-world driving behavior.
Cellular Automata	<ol style="list-style-type: none"> 1. Scalability: CA models are computationally efficient, requiring less processing power than other car-following models, making them suitable for large-scale traffic simulations. 2. Flexibility: CA models can be easily adapted to include different rules or parameters, making them versatile in representing various traffic scenarios. 	<ol style="list-style-type: none"> 1. No identifiable driver characteristics: First-order kinematic models often do not capture the variability in individual driver behavior, as they usually do not have parameters directly linked to specific driver characteristics. 2. Discretization: CA models use discrete time and space, which may not accurately represent the continuous nature of real-world traffic flow, limiting the precision of their simulations.

Cellular Automata Cellular automata models were first introduced in the study [23], defined by a one-dimensional string of cells with two states (occupied and empty). The cell updating policy is known as Rule 184, described as:

$$v_{\alpha}(t+1) = \begin{cases} 1, & \text{if } x_{\alpha-1}(t) - x_{\alpha}(t) > 1 \\ 0, & \text{otherwise} \end{cases} \quad (3)$$

$$x_{\alpha}(t+1) = x_{\alpha}(t) + v_{\alpha}(t+1) \quad (4)$$

where α is the vehicle index. x_{α} is the location of the vehicle α , v_{α} is the speed of vehicle α .

A popular and simple Cellular Automata (CA) model is Nagel-Schreckenberg Model (NSM) [24]. The NSM model can only update speed and acceleration on multiples of $7.5m/s$ and $7.5m/s^2$ due to the coarse discretization of space and time, and one cell corresponds to effective vehicle length and one-time step under car-following mode. Some refined CA models include Barlovic Model [25], which considers the slow-to-start rule. The KKW (Kerner-Klenov-Wolf) [26] is a CA model within the framework of three-phase traffic theory and allows for smaller interval states. While the critical aspect of the KKW model allows the model to simulate the variability and unpredictability of real-world driving behavior, it can also lead to instability in the simulation.

2) Second-Order Kinematic Models:

Second-order kinematic models are based on the concept that the following vehicle adjusts acceleration (or deceleration) in response to the observational motion of the leading vehicle to maintain a desired speed and safety distance. The second-order kinematic models often incorporate sensitivity factors or driver preference parameters to capture the driver's response to various stimuli or conditions in the traffic environment. These sensitivity factors represent the driver's characteristics, driving styles, and preferences, which are widely used for analyzing factors that might affect the car-following process by formulating in different ways, such as adding stochastic factors from additional stimuli and variations in sensitivity

parameters. Table II summarizes representative second-order kinematic models.

General Motors Model General Motors (GM) model family is also known as GHR (Gazis-Herman-Rothery) model, which was first developed by Chandler et al. [29] and Herman et al. [30] at the General Motors research laboratory. GM model family is based on the stimulus-response process of humans, and they have evolved through five generations. The stimuli term can cause the response to be acceleration, deceleration or constant speed. The model formulation is shown as follows:

$$\frac{dv_n(t+\Delta)}{dt} = \lambda[v_{n-1}(t) - v_n(t)] \quad (5)$$

λ denotes the sensitivity of the driver, Δ denotes the response time of the driver. Gazis et al. [31], [32] found that the sensitivity λ was inversely proportional to the space headway. It was found that different data and different experiments offered a different combination of m and l with the same car following model [33]–[35], which blocks the application of the GM models. Variations of GM Model are employed to analyze driver behaviors, for instance, a "multi-following model" [36] where drivers consider several vehicles ahead. Researchers [37] applied GM models to emphasize the asymmetric nature of car following behavior for distinct treatment of acceleration and deceleration phases.

Optimal Velocity Model Optimal Velocity Models (OVMs) are a set of models based on the assumption that each vehicle pursues a legal velocity. Bando et al. [38], [39] proposed the first Optimal Velocity (OV) Model that each driver controls acceleration or deceleration to achieve an optimal velocity $V(\Delta x_n)$ according to headway distance Δx . The original formulation is expressed as follows:

$$\frac{dv_n}{dt} = a[V(\Delta x_n(t)) - v_n(t)] \quad (6)$$

TABLE II
SECOND-ORDER KINEMATIC CAR-FOLLOWING MODELS

Models	Strength	Limitation
GM Models (Gazis-Herman-Rothery)	<ol style="list-style-type: none"> 1. Consider driver characteristics: The GM model incorporates driver reaction time, allowing customization based on different driver behaviors. 2. Stimulus-response foundation: The GM model provides a foundation for understanding car-following behavior from a stimulus-response perspective, leading to the development of other car-following models. 	<ol style="list-style-type: none"> 1. Sensitivity to parameters: The GM model requires accurate calibration of parameters for reliable results. 2. Limited realism: The GM model does not explicitly account for maintaining a safe following distance, an essential aspect of car-following behavior.
Optimal Velocity Model (OVM)	<ol style="list-style-type: none"> 1. Realism: The OVM captures key aspects of car-following behavior, such as maintaining a desired speed influenced by the following distance of the preceding vehicle. 2. Flexibility: The OVM incorporates macroscopic traffic flow conditions, making it useful for studying traffic patterns and congestion. 3. Simplicity and smoothness: The OVM is straightforward with few parameters, aligning well with real-world driving behavior. 	<ol style="list-style-type: none"> 1. Driver characteristics: The OVM does not explicitly account for the diversity of driver behaviors, limiting its ability to represent varied traffic scenarios accurately. 2. Simplifications: The assumption that drivers always pursue an optimal velocity may not be true in all real-world situations.
Intelligent Driver Model (IDM)	<ol style="list-style-type: none"> 1. Smoothness and safety: The IDM captures realistic aspects of car-following behavior, such as maintaining a safe following distance and smooth acceleration and deceleration. 2. Flexibility: The IDM can be easily extended or modified to include additional factors or different driver behaviors. 3. Analytical tractability: The IDM can be more analytically tractable than other car-following models. 	<ol style="list-style-type: none"> 1. Calibration Sensitivity: The IDM requires careful calibration of its parameters to reproduce realistic traffic behavior. However, the parameter values may vary across traffic conditions, road types, and driver populations. 2. Coefficient's Meaning: Certain parameter (e.g., Acceleration Exponent δ) doesn't contain physical meaning.

The optimal velocity function is as below:

$$V(\Delta x_n(t)) = \frac{v_{max} [\tanh(\Delta x_n(t) - h_c) + \tanh(h_c)]}{2} \quad (7)$$

where a is the sensitivity coefficient, v_{max} is the maximum velocity. h_c is the safety distance. $\Delta x_n(t)$ is the relative distance to the preceding vehicle, and $v_n(t)$ is the velocity of the following vehicle.

OVM has lead to many variations, demonstrating its interpretability and adaptability to different aspects of traffic flow and vehicle dynamics. For instances, General Force Model [40] introduced terms that represent the attractive force and repulsive force; Full Velocity Difference Model [43] emphasizes the relative velocity between a following vehicle and the vehicle directly in front of it; Coupled Map CF model [45] is built on OVM to describe the interactions between vehicles with the concept of coupled map lattices. By considering Multi-Vehicle interaction, researchers expanded OVM to consider both preceding or following vehicles [42], [44], [46]. By incorporating macroscopic and microscopic models, Nagatani [41] proposed a lattice hydrodynamic model combining macroscopic hydrodynamics with microscopic optimal velocity; Chiarello et al. [50] examined the OV interactions in the transition from the inhomogeneous Aw-Rascle-Zhang (ARZ) model to the Lighthill-Whitham-Richards (LWR) model; Shang et al. proposed an asymmetric optimal velocity relative velocity model (AOVRV), considering common velocity variation [51]. By considering the asymmetric and lane separation, Gong et al. [47] developed an asymmetric full-velocity difference, car-following model. Jin et al. [48] considered the lateral separation characteristics between the followers and leaders on a single-lane highway based on the full optimal velocity model. a confined Full Velocity Difference (c-FVD) model [49] was proposed that limits the acceleration or deceleration generated by the existing FVD models to a reasonable level.

Each variation or extension addresses specific challenges or aspects of real-world driving, contributing to the broader understanding of traffic behavior.

Intelligent Driver Model (IDM) The Intelligent Driver Model (IDM) was proposed by Treiber et al. [52], [53], which is also known as a strategy-based model with a list of basic assumptions. For IDM models, the vehicle's acceleration is described as below:

$$\frac{d}{dt}v = a_{max} \left(1 - \left(\frac{v(t)}{v_{desired}} \right)^\delta - \left(\frac{s^*(v, \Delta v)}{s} \right)^2 \right) \quad (8)$$

where a_{max} is the maximum acceleration of the vehicle. v is the current velocity of the vehicle. $v_{desired}$ is the desired velocity in free traffic. δ is the acceleration exponent (usually set to 4). s is the current bumper-to-bumper gap. Δv is the relative velocity (velocity difference) with respect to the vehicle ahead.

The desired minimum gap s^* is given by:

$$s^*(v, \Delta v) = s_0 + max \left[0, Tv + \frac{v\Delta v}{2\sqrt{a_{max}b}} \right] \quad (9)$$

where, s_0 is the minimum desired distance (jam distance). T is the desired time headway (the time a driver wants to be behind the leading vehicle). b are the comfortable braking deceleration.

The Multi-anticipative IDM models [54] consider essential finite reaction times, estimation errors, and spatial and temporal anticipation. Kesting et al. [55] enhanced the IDM model to assess the impact of adaptive cruise control vehicles on traffic capacity. Liebner et al. [56] applied IDM for ADAS to incorporate the spatially varying velocity profile to represent both car-following and turning behavior. Derbel et al. [57] modified the IDM to improve driver safety and respect vehicle capability in emergent situations by adding a new term cv^2/b to the expected safe time distance formula. Li et

TABLE III
PSYCHO-PHYSICAL CAR-FOLLOWING MODELS

Models	Strength	Limitation
Action Points (AP)	1. Human perception and decision-making: Models consider the driver's reaction to specific events or thresholds. 2. Adaptability: Can be adapted to represent different driver behaviors by adjusting parameters.	1. Complexity: More complex due to modeling multiple action points. 2. Discontinuity: Discrete nature of action points can lead to abrupt changes in acceleration.
Fuzzy Logic Models	1. Human-like reasoning: Designed to mimic human-like reasoning, well-suited for complex driving environments. 2. Flexibility: Can incorporate multiple inputs and outputs, allowing for various factors affecting driver behavior.	1. Complexity: Increased computational demands due to the design and tuning of fuzzy processes. 2. Calibration: May require extensive calibration efforts and expert knowledge.

al. [58] modified IDM with power cooperation to strengthen the power of each vehicle in proportion to the immediately preceding vehicle. To build a realistic agent model, Eggert et al. [59] proposed the Foresighted Driver Model (FDM), which assumes that a driver acts in a way that balances predictive risk with utility. Milanés [60] calibrated CACC model and tested IDM on actual vehicles as reference for modeling ACC car-following behavior in traffic flow simulations. Hoermann et al. [61] extended the IDM for autonomous vehicles to describe a probabilistic motion prediction applicable to long-term trajectory planning. Treiber and Kesting [62] added external noise and action points to the IDM to study mechanisms behind traffic flow instabilities and indifferent regions of finite human perception thresholds. Hubmann et al. [63] extend the IDM model for complex urban scenarios by incorporating a behavior prediction framework with context-dependent upper and lower bounds on acceleration. A recent study [64] analyzed the limitations of the IDM model from the numerical analysis: the velocities of specific vehicles might become negative at specific times and might diverge to $-\infty$ in a finite time.

3) Psycho-physical Models:

Psycho-physical models are developed to approximate drivers' reasoning and decision process, considering the uncertainty and boundary effects in recognizing relative speeds and distances. Forbes [65] first introduced the human factor in car-following behavior and found that time headway should always be equal to or greater than perception-reaction time. Table III summarize two representative models: Action Point Model and Fuzzy Logic Model.

Action Point Model The Action Point Model (APM) is a variant of Signal Detection Theory (SDT) specifically applied to the context of car-following models in traffic psychology. The APM utilizes the principles of SDT to model the driver's perceptual sensitivity (signal detection) and response bias (decision criterion) in determining when to initiate an acceleration/braking action. By incorporating these components, the model provides a framework to understand and predict car-following behavior in terms of the driver's perceptual and decision-making processes. The prototype of APM research was presented by [69], where the first perceiving threshold that distinguished the boundary of whether the driver could perceive the velocity changing relative to the vehicle ahead was proposed. This threshold was given as the visual angle to the rear width of the vehicle ahead. The visual angel (θ) and its rate of change or angular velocity are calculated with the

equations:

$$\theta = 2 \tan^{-1} \left(\frac{w}{2H} \right) \quad (10)$$

$$\frac{d\theta}{dt} = -w * \frac{Vr}{H^2} \quad (11)$$

where H is the gap between leading and following vehicles. Vr is the relative speed. w is the width of the leading vehicle.

Todosiev [70] adopted a fundamental psycho-physical approach and investigated the thresholds where drivers change their behavior at an action point. Evans and Rothery [71] conducted experiments to quantify the thresholds between different phases. Wiedemann and Reiter [72] developed the well-known psycho-physical car-following model used in VISSIM. Another simulation program, PARAMICS, has incorporated the Fritzsche car-following model [73], an acceleration-based model from the psycho-physical car-following framework. As described in literature [74], once the absolute value of angular velocity exceeds its threshold, a driver notices that ego-vehicle speed is different from that of the leading vehicle and reacts with an ac/deceleration opposite in sign to that of the rate of change of visual angle. Winsum [75] integrated preferred time headway and Time-to-Collision (TTC) in a mathematical car-following model based on psychological evidence that human drivers regulate available time as a control mechanism. Wang et al. [76] devised ac/deceleration model based on the driver's cognitive mechanism using the Just-Noticeable Distance (JND) concept. Lochrane et al. [77] developed a multidimensional framework for modeling thresholds to account for the different behavior in the work and nonwork zones. Durrani and Lee [78] calibrated the eight Calibration Constants (CCs) built into the Wiedemann model used by VISSIM to quantify the threshold values for drivers' APs. Wagner et al. [79] analyzed a large dataset of car-following pairs to investigate the distribution of APs in terms of speed differences and gaps simulation with SUMO's implementation of the Wiedemann model, finding that small distances indicate a slightly higher probability of finding an AP.

Fuzzy Logic Model To model human decision-making process, fuzzy logic allows the modeling of the estimates of a driver with vagueness, uncertainty, and subjectivity using fuzzy rules. Several studies [66]–[68] integrated the fuzzy theory into the GM model and attempted to "fuzzify" the variables of the traditional GM model. Hao et al. [99] incorporated fuzzy logic into the five-layer structure: Perception–Anticipation–Inference–Strategy–Action to build the CF model. Bennajeh et al. [100] employed four strategic variables, including gap distances, the velocity of followers and leaders,

and the action of followers, to build the fuzzified anticipation car-following model. Although the fuzzy-logic model is a reasonable solution to consider the psycho-physical process, the sensitivity of membership values greatly impacts the accuracy and constructs of parameters relying on engineering preferences.

B. Adaptive Cruise Control Model

Unlike the previous models designed to simulate human driver behavior and reveal the disturbances of natural traffic, ACC models are developed to dampen the instability from the mechanistic view. ACC systems directly manage the basic operations of the vehicle, such as throttle control, braking, and steering. Low-level controllers are responsible for executing the commands to meet the higher-level objectives, like maintaining a set speed or following distance in ACC. Adaptive cruise control has been researched since the 1970s [80]–[85] and was first on the market when Mitsubishi launched the "Preview Distance Control" driver assistance system in 1995. ACC and CACC (Cooperative Adaptive Cruise Control) are heavily researched CAV applications. ACC models are designed for autonomous car following to reduce the feasible time headway among vehicles [86]. Some studies [87]–[90] suggest that the Constant Time Gap policy is more robust against error propagation through traffic than the Constant Distance Gap policy. Table IV summarizes representative cruise control models.

1) *Linear Model*: Linear controller assumes acceleration is proportional to the deviation from target spacing and relative speed. Helly [91] proposed the first linear model that prescribed the adaptation of the acceleration of each vehicle as a function of its headway, velocity difference from the leading car, and other pertinent factors. Milanés et al. [92] compared four control techniques: PI, intelligent PI, fuzzy controller, and adaptive-network-based fuzzy control, showing that the intelligent PI performs best. Dias et al. [93] used a linear longitudinal force model as a feedforward controller or Proportional-Integral-Derivative (PID) to compensate for the powertrain non-linearity. The LQ-based controller has been applied on ACC and CACC systems and tested under rural and urban roads in a CV environment, considering both communication delay and driver reaction time [94], [95]. A simple linear ACC controller with gains of speed error and spacing error is described as follows using acceleration as control variable.

$$a_i(t + \tau) = k_1 (v_{i-1}(t) - v_i(t)) + k_2 (r(t) - r_d(t)) \quad (12)$$

$$r_d(t) = t_g * v_i(t) \quad (13)$$

$$a_i(t) \in [d_{max}, a_{max}] \quad (14)$$

where $k_1 > 0$ and $k_2 > 0$ are the gains of speed error and spacing error; v_{i-1} and v_i is the speed of the Preceding Vehicle (PV) and Following Vehicle (FV); $r(t)$ is the current distance between vehicles; $r_d(t)$ is the desired distance between vehicles; t_g is the desired time gap. a_{max} is the maximum allowed acceleration; d_{max} is the maximum allowed deceleration. The

acceleration and deceleration values are bounded by comfortable values at $2m/s^2$ and $-3m/s^2$. By considering the V2V "hop-by-hop" communication, the CACC controller receives information about the velocity of PV, acceleration of PV, and braking capability of PV. CACC enables a following vehicle to closely mimic the behavior of the lead vehicle by matching the acceleration of the preceding vehicle, equating the velocity of both the preceding and following vehicle, and keeping a consistent range or distance (r) with a desired range (r_d).

2) *Nonlinear Model*: A Fuzzy ACC controller [96], whose output variables can be applied to low level controllers directly, was developed to ensure that the vehicle not only responds effectively to dynamic driving conditions but also respects and adapts to the driver's preferences and inputs, maintaining a balance between automation and human control. Naranjo et al. [97] developed an adaptive fuzzy controller for speed and distance vehicle control, comprised of three layers: Mechanical Layer, Electronic Layer and Control Layer. Pérez et al. [98] developed a CACC model through fuzzy controllers to perform platooning in highway scenarios. Zhang and Orosz [101] developed a distributed nonlinear controller for cooperation in multi-agent networks considering consensus and disturbance attenuation. To address the difficulties of obtaining parameters of the detailed longitudinal car-following model and account for nonlinear effects, Aziziaghdam and Alankuş [102] designed a two-loop controller that only uses parameters known to OEMs (Original Equipment Manufacturer). The outputs of the Inner loop are the accelerator pedal position sent to the vehicle CAN-Bus. The outer loop controls the relative distance and the relative velocity.

3) *Model Predictive Control (MPC)*: This type of control algorithm is flexible and usually defined by multiple objective functions or cost functions that can directly incorporate key constraints. According to the spacing-control laws, Bageshwar et al. [103] applied the MPC in a vehicle cut-in scenario for transitional maneuvers of ACC vehicles. Based on radar measurements and V2X communication, Moser et al. [104] developed a stochastic MPC with a linear cost function using a piecewise linear approximation of the fuel consumption map. Cheng et al. [105] developed a multiple-objective MPC model integrated with direct yaw moment control (DYC) to ensure vehicle dynamic stability and improve driving comfort. A generic control framework proposed by [106], [107] assumes that accelerations of cruising vehicles are controlled to optimize a cost function reflecting different control objectives, i.e., safety, comfort, efficiency, and sustainability. Given that the control input $\mathbf{u} = \{u_i(\tau) | \tau \geq t_k\}$ is applied, the cost function of car-following is formulated as:

$$J(t_k, \mathbf{x}(t_k) | \mathbf{u}) = \int_{t_k}^{t_k + T_p} e^{-\eta\tau} \mathcal{L}(\mathbf{x}(t), \mathbf{u}(t), \tau) d\tau + e^{-\eta(t_k + T_p)} \phi(\mathbf{x}(t_k + T_p)) \quad (15)$$

The notation $J(t_k, \mathbf{x} | \mathbf{u})$ represents the expected cost associated with the control input \mathbf{u} when the system states evolve from $\mathbf{x}(t_k)$ to $\mathbf{x}(t_k + T_p)$. Here, T_p denotes the prediction horizon. The function $\mathcal{L}(\cdot)$ represents the running cost during the interval $[\tau, \tau + d\tau]$, while $\phi(\cdot)$ represents the terminal

TABLE IV
ADAPTIVE CRUISE CONTROL CAR-FOLLOWING MODELS

Models	Strength	Limitation
Linear (Helly's) Model	<ol style="list-style-type: none"> 1. Combination of reactive and proactive behaviors: This model captures reactive and proactive aspects by combining feedback and feed-forward control mechanisms. 2. Adaptability: The linear control model can be adapted to represent various traffic conditions by adjusting the gain values for different control inputs. 3. Robustness: The combination of feedback and feed-forward control mechanisms improves the model's robustness to uncertainties and disturbances in the environment. 	<ol style="list-style-type: none"> 1. Assumptions of linearity: The model assumes a linear relationship between input variables (e.g., relative distance, speed, acceleration) and control actions (e.g., desired acceleration), which may not accurately represent the nonlinear nature of the real world. 2. Limited representation of complex interactions: Similar to other parametric car-following models, the linear control model may not accurately represent complex traffic scenarios with multiple interacting vehicles and diverse driving behaviors.
Nonlinear Model	<ol style="list-style-type: none"> 1. Robustness: Nonlinear control techniques offer increased robustness to uncertainties and disturbances in the environment, such as sensor noise, communication delays, or changing road conditions. 2. Stability and performance guarantees: Some nonlinear control techniques provide stability and performance guarantees for the closed-loop system, which are crucial in safety-critical applications. 	<ol style="list-style-type: none"> 1. Design Complexity: Nonlinear control-based car-following models can be more complex than linear or simpler models, requiring more extensive calibration, validation, and tuning efforts. 2. Interpretability and Explainability: Nonlinear control-based models can be more challenging to interpret and explain, as the relationship between inputs and outputs may be complex and nonlinear, making it harder to understand the underlying driving behavior or control actions.
Model Predictive Control	<ol style="list-style-type: none"> 1. Optimal control: MPC provides an optimal control solution by minimizing a cost function that can incorporate various objectives, such as maintaining a safe distance, reducing fuel consumption, or improving driving comfort. 2. Explicit constraints handling: MPC can handle constraints explicitly, such as acceleration limits, speed limits, or safe following distances, ensuring that the control actions respect these bounds and providing increased safety in car-following applications. 3. Adaptability: MPC-based car-following models can be adapted to represent different driver behaviors or driving styles by adjusting the cost function or model parameters, enabling the modeling of diverse human driving behaviors. 	<ol style="list-style-type: none"> 1. Computational demands: The optimization problem in MPC needs to be solved in real-time, which can be computationally intensive, especially for large prediction horizons or high-dimensional models. This may limit the applicability of MPC-based models in real-time or resource-constrained settings. 2. Prediction model accuracy: The performance of MPC-based car-following models highly depends on the accuracy of the prediction model used to predict the future states of the leading vehicle and the following vehicle. Inaccurate predictions can lead to suboptimal or even unsafe control actions.

cost, capturing the remaining cost at the terminal time. The parameter $\eta \in [0, +\infty)$ serves as a discounting factor with units of s^{-1} , balancing the current and future costs.

III. DATA-DRIVEN MODELS

Instead of an analytic modeling framework, more recently, data-driven car-following models have achieved human-level or beyond human-level performances under complex driving environments. It is unattainable to devise a parametric model considering all heterogeneous traffic compositions, road conditions, and varying data inputs. Whereas the data-driven approach is more adaptable to general settings. Table 4 summarizes representative data-driven models.

A. Supervised Learning Models

1) *Machine Learning Model*: With the availability of high-resolution vehicle trajectory data and the rampant development of machine learning (ML) algorithms and tools, several high-accuracy machine learning and deep learning algorithms have been developed. Kehtarnavaz et al. [108] developed a time-delay neural network (TDNN) autonomous vehicle following module to replace a conventional proportional and derivative/proportional and integral (PD/PI) controller and implemented it on actual vehicles. Panwai and Dia [109] developed a neural agent car-following model for mapping perceptions to actions. They compared the speed and position of individual vehicles from data to model output trajectory profiles. Khodayari et al. [110] developed an Artificial Neural

Network (ANN) to simulate and predict the car-following behavior based on the driver-vehicle unit's reaction delay, and input parameters include relative speed, relative distance, and follower's speed. Zheng et al. [111] developed ANN to output the following vehicle's speed by considering the driver-vehicle reaction delay in relative speed and acceleration, the gap, and the vehicle's speed. Wei and Liu [112] proposed a Support Vector Machine approach to investigate the asymmetric characteristics of car-following behavior and its impact on traffic flow evolution. The Support Vector Machine model takes space headway, velocity, and relative speed as the inputs and the output is the follower's speed. Another study [117] proposed a data-driven locally weighted regression approach for optimizing car-following model estimation by applying an existing technique and calibrated using instrumented vehicles in Naples, Italy. Yang et al. [118] developed a hybrid method by integrating theoretical-based and machine-learning models to obtain better accuracy while maintaining the physical meaning. Kamjoo et al. [119] implemented Support Vector Machine and Long-Short-Term-Memory (LSTM) models to investigate the winter operation's impact on car-following behavior, showing that the presence of snowplows leads to significantly different car-following behaviors.

2) *Deep Learning Model*: Driving behaviors can be treated as sequential data since the driver's following action is conditioned on their previous action. The Deep Learning (DL) model, particularly Recurrent Neural Networks (RNN), is similar to humans in memory-based decision-making. Zhou

TABLE V
DATA-DRIVEN MODELS

Models	Strength	Limitation
Machine Learning/ Deep Learning	<ol style="list-style-type: none"> 1. Data-driven: ML/DL models learn directly from data, allowing them to capture the complexity of real-world driving behavior without the need for explicit modeling assumptions. 2. Flexibility: A wide range of machine learning and deep learning techniques can be used, enabling the selection of an appropriate model for the specific problem and data. 3. Incorporation of driver characteristics: Supervised learning models can learn to capture individual driver characteristics or driving styles by including driver-specific features in the input data, enabling the modeling of heterogeneous human driving behaviors. 	<ol style="list-style-type: none"> 1. Labeled data requirements: Supervised learning models require a large amount of labeled training data, which can be expensive and time-consuming to collect and annotate. 2. Cascading errors: In multistep prediction tasks, an incorrect estimation at an early stage can propagate through subsequent steps, leading to increasingly inaccurate decisions. 3. Interpretability and Explainability: Complex deep learning models, can be difficult to interpret and explain. This lack of transparency can be problematic in safety-critical applications.
Imitation Learning	<ol style="list-style-type: none"> 1. Capturing implicit knowledge: Imitation can capture the implicit knowledge and preferences of human drivers, such as safety, comfort, and efficiency, without the need to explicitly specify these objectives. 2. Robustness: By learning from expert demonstrations, Imitation models can be more robust to environmental uncertainties and disturbances, as the expert's behavior may already account for these factors. 	<ol style="list-style-type: none"> 1. Quality of expert demonstrations: The effectiveness of IL depends on the quality and diversity of the expert demonstrations provided. 2. Ambiguity in Learned Policy: It is important to note that if multiple behaviors could result in the same observed behavior, IL might not distinguish the true intent behind the actions.
Unsupervised Learning	<ol style="list-style-type: none"> 1. Data Efficiency: Unsupervised learning (UL) can utilize large amounts of unlabeled data, which are more abundant and less costly to obtain than labeled data. 2. Anomaly Detection: UL is particularly good at detecting outliers or anomalies, which could be crucial for identifying unexpected behaviors or conditions. 3. Clustering Behaviors: UL can cluster similar driving behaviors, which could be used to understand different driving styles and adapt the car-following behavior accordingly. 	<ol style="list-style-type: none"> 1. Validation Challenges: Without labeled data, it can be challenging to validate the model's predictions or to determine its accuracy in a traditional sense. 2. Risk of Overfitting: There's a risk that the model will overfit to the noise in the data, detecting spurious patterns that do not generalize well to unseen situations.
Reinforcement Learning	<ol style="list-style-type: none"> 1. Adaptability: RL is highly adaptable to a range of conditions and can improve its policy based on the feedback from the environment. 2. Optimization: RL agents can learn to optimize multiple objectives simultaneously, balancing trade-offs between safety, efficiency, and comfort. 3. Exploration vs. Exploitation: RL allows the algorithm to discover new strategies while still leveraging what has been learned. 	<ol style="list-style-type: none"> 1. Training stability: RL algorithms can be sensitive to hyperparameters and prone to instabilities during training, requiring careful tuning and design choices. 2. Computational complexity: RL often requires significant computational resources for both training and inference, which can be a limiting factor. 3. Safety concerns: RL agents may explore suboptimal or unsafe actions that could lead to accidents or undesirable behaviors during the learning process as a concern in safety-critical applications.

et al. [120] developed an RNN with inputs of the gap, relative speed, and follower's speed to predict acceleration, speed, and gap that can be used for car-following control. Wang et al. [121] developed deep learning-based car-following with Gated Recurrent Unit (GRU) that embeds model outputs' prediction and memory effects. Wu et al. [122] built a deep learning-based model to mimic human drivers' memory, attention, and prediction (MAP) mechanisms. Wang et al. [123] analyzed the long-term memory effect in the car-following model using a deep learning model by taking various time-horizon historical information as inputs. Zhang et al. [124] built an LSTM model with a hybrid retraining constrained (HRC) training method to model car-following and lane-changing behaviors. Given that CF behaviors (acceleration, deceleration, and cruising) are made for continuous time steps rather than step-by-step with memory effects and delayed reaction time, Ma and Qu [125] developed a seq2seq LSTM model for predicting multistep car-following behaviors. Their model inputs include gap distance, relative speed difference, and the speed of the subject vehicle, and the model output is the multiple-step accelerations/decelerations. Mo et al. [126] designed Physics-Informed Deep Learning architectures encoded with IDM and OVM to predict accelerations in four traffic regimes:

acceleration, deceleration, cruising, and emergency braking. Zhou et al. [127] applied a transfer learning-based LSTM car-following model for adaptive cruise control to address the ACC data scarcity problem by transferring useful features from human-driven data.

Missing data in vehicle state information often leads to gaps in the data required for making accurate control decisions. A longitudinal CF model leverages Transformer-Generative Adversarial Networks (TransGAN) [128] for this purpose, which is particularly significant in scenarios where data acquisition devices malfunction.

3) Imitation Learning Models: Imitation learning (IL) a subset of machine learning focused on learning from demonstration, which has several advantages: 1. It can meet the preferences of driving styles; 2. Other drivers would easily understand the automated car-following maneuver. Behavior Cloning (BC) models, which are the simplest forms of Imitation Learning, try to learn the maneuver of the human driver given the expert's demonstrations that are divided into state-action pairs. The BC model can discover complex car-following strategies for nonlinear and high-dimensional systems. Kuefler et al. [131] proposed Generative Adversarial Imitation Learning (GAIL) framework to imitate human car-

following behavior with three non-linearity in mapping from states to actions, high-dimensional state representation, and stochasticity. Instead of learning a policy from a reward function, Inverse Reinforcement Learning (IRL) is trying to learn a reward function from the demonstration of a task [140]. With naturalistic driving behavior data, the IRL would approximate that human's reward function for the driving task. Shimosaka et al. [141] proposed an IRL framework to model risk anticipation and defensive driving, which has a better long-term prediction of driver maneuvers. Shimosaka et al. [142] developed multiple reward functions with clustering of environments to better handle environmental diversity. The framework then simultaneously learns the parameters specific to each cluster. This method significantly improves the model's adaptability and accuracy in diverse settings. Gao et al. [143] proposed a car-following algorithm with a reward function based on IRL under different conditions. The experimental verification is conducted on a dynamic driving simulation test bench. Zhou [144] developed a Maximum Entropy Deep IRL approach using a neural network to estimate the rewards. Model input features include time headway, relative speed, and maximum speed, and model output is speed control. Zhao et al. [145] developed a Personalized-ACC framework using IRL, which classified the driver and weather conditions for the pre-trained off-line IRL model and compared it with the IDM model regarding safety and comfort measured by takeover percentage.

B. Unsupervised Learning Models

Unlike traditional approaches that rely on supervised learning with labeled datasets, unsupervised learning based car following models are designed to autonomously discover patterns and relationships within unlabeled traffic data. This paradigm shift facilitates a more organic understanding of traffic dynamics. As vehicular technologies and traffic systems evolve towards greater autonomy and complexity, unsupervised learning provides a crucial framework for developing more adaptive, efficient, and safer car following algorithms. A latent class model [113] is developed to estimate drivers' decision, based on the assumption that these decisions are probabilistic and the result of a number of explanatory variables. The latent class model is formulated as a discrete choice problem with systematic utility functions. A simplified k-nearest mean model [114] was developed that only takes the position as input and reproduces traffic dynamics without premises and calibration. This approach selects the most similar historical records and outputs the average of the k nearest neighbors. A learning-based architecture for autonomous driving which combines a driver model and a Model Predictive Controller (MPC) [115]. The driver model is built on Hidden Markov models (HMM) representation of human control strategies to imitate different driving styles. The MPC guarantees safety by enforcing a set of constraints on the vehicle state. A robust unsupervised learning method [116] is proposed to model temporal dynamic interaction between two agents comprises a pair of well-aligned trajectories, which provides more robust and data-driven learning approaches for highly diverse and

dynamic interactions. The unsupervised learning framework doesn't rely on strong modeling assumptions that are often used to represent latent variables that govern the actions among agents and the driving environment.

C. Reinforcement Learning

In the development of advanced car-following models, Reinforcement Learning (RL) has emerged as a pivotal approach due to its capacity for decision-making in complex and dynamic environments. RL can be broadly classified based on the knowledge of the environment: model-based RL, where the model of the environment is known, and model-free RL, where it is not. Furthermore, RL methods can also be categorized based on their use of the optimality condition to derive an optimal policy. Indirect RL methods leverage solutions from the Bellman or Hamilton-Jacobi-Bellman (HJB) equations, founded on Bellman's principle of optimality, to ascertain at least one optimal policy. In contrast, direct RL methods eschew the optimality condition, opting instead to search the entire policy space to optimize the primal problem directly. By utilizing these RL strategies, car-following models aim to replicate and optimize human-like driving behaviors, focusing on safety, efficiency, and comfort while navigating the uncertainties of real-world traffic conditions. The RL agent chooses an action a from action space A based on the observed state s to get a reward $R(s, a)$. During the learning process, the agent uses an exploration-exploitation trade-off. It explores the environment by taking random actions to discover new states and learn more about their rewards. The agent gradually learns the optimal action policy for each state by repeatedly updating the Q-values based on observed rewards.

$$\begin{aligned} \text{New } Q(s, a) &\leftarrow Q(s, a) \\ &+ \alpha [R(s, a) + \gamma \max_{a'} Q'(s', a') - Q(s, a)] \end{aligned} \quad (16)$$

where α is the learning rate, and γ is the discount rate. $Q'(s', a')$ is next Q-value for all possible s' and a' . $R(s, a)$ is the reward function.

Ioannou and Chien [129] applied RL to develop an autonomous intelligent adaptive cruise control system. Desjardins and Chaib-draa [130] introduced a policy gradient algorithm estimation and used BPNN for longitudinal vehicle control. Their RL-based car-following control was implemented in the simulator to realize the efficient behavior of CACC. Zhu et al. [132] proposed a framework for developing human-like car-following based on deep reinforcement learning using speed deviations as a reward function. Zhang et al. [133] developed a deterministic promotion RL algorithm (DPRL) based on an actor-critic frame and the policy gradient method for longitudinal velocity control, implemented in CarSim simulated environment and real-world experiment. Li et al. [134] proposed a deep deterministic policy gradient (DDPG)-based driving strategy taking information from in-vehicle sensors for system performance optimization. Yen et al. [135] developed a proactive car-following model using deep-RL considering road efficiency, safety, and comfort, which shows better performances in terms of time headway, time

to collision (TTC), and jerk (rate of change in acceleration). Yavas et al. [136] developed a Model-Based Reinforcement Learning (MBRL) for ACC control with a hybrid policy that combines the Intelligent Driver Model following policy with the Deep Reinforcement Learning policy. Wang et al. [137] devised an RL model for longitudinal velocity control in a three-vehicle mode based on the safety level, consisting of the collision avoidance priority of the leading and following vehicles and the expected acceleration/deceleration decision. Most CF models take relative speed, acceleration, and gap as inputs, while some studies [138], [139] use video object detection to learn the driving strategy. Such models demonstrate promising results, which can efficiently be deployed on embedded devices for advanced driver assistance systems.

IV. DISCUSSION

Analyzing car-following behavior and developing intelligent control algorithms have significant consequences for road safety and energy efficiency. The profound impacts of the different driving algorithms (e.g., strategic models, model-predictive control, and RL controller) and various connected environments have set the stage for a new era of traffic flow dynamics. Many applications based on car-following models have been undertaken, summarized with the five topics.

- **Topic 1:** Traffic flow dynamics and emerging characteristics such as string and local stability, mobility, safety, and environmental impact considering Mixed-Autonomy, including HDVs, AVs, and CAVs, to understand the interaction and influence of heterogeneous traffic components [146]–[156].
- **Topic 2:** The exploration of V2X (Vehicle-to-Everything) wireless communication and its influence on cooperative perception and decision-making processes in traffic systems [157]–[164]. By enabling vehicles to exchange information with each other and the surrounding infrastructure, V2X communication supports cooperative perception, where vehicles share sensor data to gain a more comprehensive understanding of the traffic environment.
- **Topic 3:** Researchers have focused on traffic control and congestion mitigation strategies through the use of stationary or mobile actuators [165]–[173]. Car-following models are employed to optimize the control algorithms, such as collaborative driving strategy, traffic signal timing, shock-wave damping, or variable speed limits.
- **Topic 4:** The advancement of cyber-physical and IoT (Internet of Things) systems, empowered by digital twin technology, edge computing, and cloud computing, has also influenced car-following models. Researchers have explored the integration of these technologies to enhance the performance and reliability of car-following models. [174]–[176].
- **Topic 5:** Human factors research incorporates psychological and behavioral aspects to assess human-machine interaction, driver behavior, and the potential consequences of automated systems. By understanding human elements and studying human-machine interfaces, researchers aim to improve the acceptance, trust, and performance of intelligent vehicles [177]–[185].

Theory-based CF models are flexible and can be adapted to various applications. This flexibility allows them to be used in many different fields and applications. Decades of theory-based driving behavior research are now merging with data-driven opportunities (see Figure 3). Although the data-driven model will undoubtedly become critically important, the traditional driver behavior expertise remains relevant. It is auspicious to integrate theory-based models with the fast-evolving AI models, which can reason, learn, and fill in missing information to achieve better interpretability, generalizability, and reliability.

V. CONCLUSION AND OUTLOOK

This review aims to enhance understanding of the underlying design principles in different categories of car-following (CF) models, enabling researchers to formulate problems with a suitable framework. As the pursuit of level-5 autonomous vehicles continues, incorporating general traffic flow knowledge presents both challenges and opportunities. Existing behavior cloning and imitation learning models rely heavily on data and extensive iterations for learning. In contrast, humans can acquire new skills within a few hours of training or by simple observation, surpassing the current capabilities of AI learning. To bridge the gap between CF behavior models and rapidly advancing AI models, the following research directions are proposed.

World Model Predictive Control: Driving agent is expected to adapt to new environments, learn new tasks as fast as humans, or have a near-human level of intelligence. However, the current supervised learning and reinforcement learning algorithms require unreasonable trials. Therefore, model predictive control for level 5 AV should be based on common sense after harvesting enormous amounts of background knowledge, for instance, the ChatGPT-like world model. These Large Language Models (LLM) can improve car following models by analyzing data, processing natural language commands, and optimizing system performance. In contrast to the stimulus-response or feedback/feedforward control, AVs should have internalized the world model utilizing the knowledge in the past to react to situations in the present, or before they arise in the future.

Hierarchical Learning: One of the main features of human intelligence is that people can learn abstract concepts. Human perception systems process information about the surrounding environment in a hierarchical manner. Hierarchical Learning and planning capabilities enable AV to capture dependencies of inputs based on abstract concepts with larger receptive fields. Many other factors, including vehicle, road, environment, traffic situation, etc. influence driver behavior characteristics. Hierarchical learning can encode driving characteristics and traffic environments into high-level representations to make complex action plans.

Multimodal Signals: Current CF models are fed with curated trajectory data after post-processing, aggregation, and sensor fusion. Future opportunities for building the CF model include incorporating the vision pipeline in training connected and automated vehicles. As for humans, much knowledge

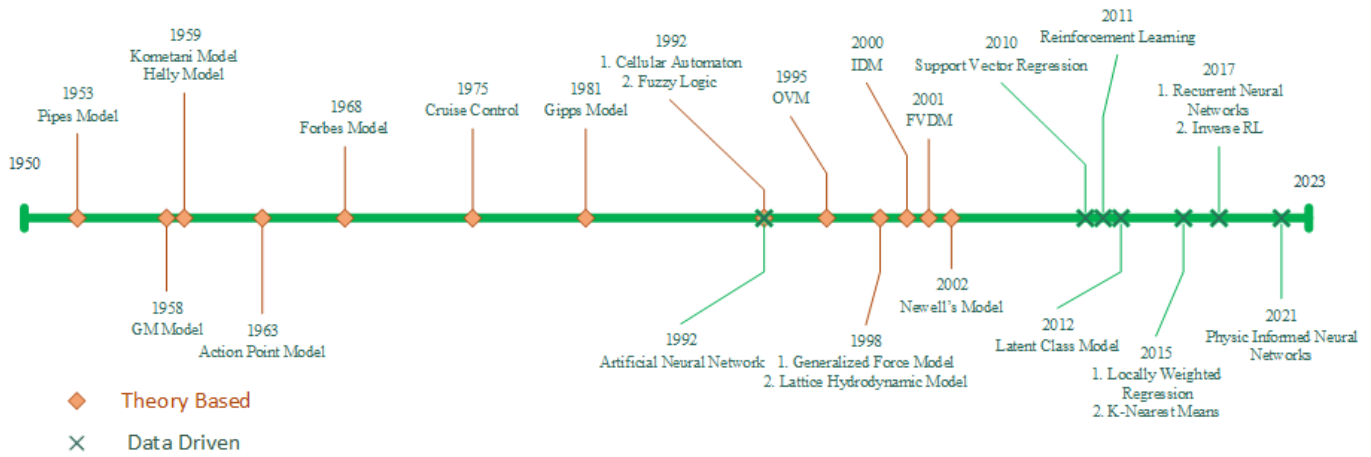


Fig. 3. The Historical Timeline of Reviewed Car Following Models.

about the law of motion is learnable through pure observation. The human decision-making process is based on various senses. Therefore, the intelligent driving agent is expected to interpret information from multiple sources (Camera, LiDAR, Radar, Can-bus, Gyroscope, Psychology Signal, and Audio). The most common approaches are multimodal fusion, cross-modality, and shared representation learning.

Self-Supervised Learning Model: The Majority of existing CF models have specific objectives and rely on predefined parameters and labeled data. Self-Supervised Learning employs an energy-based model to estimate the energy of sequences of actions defined by compatibility. The vehicle trajectory plan is considered a temporal prediction scenario. Self-supervised learning captures the dependencies between past and future outputs through contrastive or regularized learning.

VI. REFERENCES

REFERENCES

- [1] A. Reuschel, "Fahrzeugbewegungen in der Kolonne," *Österreichisches Ingenieur-Archiv*, vol. 4, pp. 193-215, 1950. [The Movement of a Column of Vehicles when the Leading Vehicle Is Uniformly Accelerated or Decelerated. Mag. of the Austrian Engineer and Architect Assoc.]
- [2] L.C. Edie, "Car-following and steady-state theory for noncongested traffic," *Operational Research*, vol. 9, no. 1, pp. 66-76, 1961.
- [3] M. Brackstone and M. McDonald, "Car-following: a historical review," *Transportation Research Part F: Traffic Psychology and Behavior*, vol. 2, no. 4, pp. 181-196, 1999.
- [4] J.J. Olstam and A. Tapani, "Comparison of Car-following models," vol. 960, Linköping, Sweden: Swedish National Road and Transport Research Institute, 2004.
- [5] S. Panwai and H. Dia, "Comparative evaluation of microscopic car-following behavior," *IEEE Transactions on Intelligent Transportation Systems*, vol. 6, no. 3, pp. 314-325, 2005.
- [6] T. Toledo, "Driving Behavior: models and challenges," *Transport Reviews*, vol. 27, no. 1, pp. 65-84, 2007.
- [7] S. Hamdar, "Driver behavior modeling," in *Handbook of Intelligent Vehicles*, vol. 33, pp. 537-558, 2012.
- [8] Y. Li and D. Sun, "Microscopic car-following model for the Traffic flow: the state of the art," *Journal of Control Theory and Applications*, vol. 10, no. 2, pp. 133-143, 2012.
- [9] M. Saifuzzaman and Z. Zheng, "Incorporating human-factors in car-following models: a review of recent developments and research needs," *Transportation Research Part C: Emerging Technologies*, vol. 48, pp. 379-403, 2014.
- [10] H.U. Ahmed, Y. Huang, and P. Lu, "A review of car-following models and modeling tools for human and autonomous-ready driving behaviors in micro-simulation," *Smart Cities*, vol. 4, no. 1, pp. 314-335, 2021.
- [11] van Wageningen-Kessels, F., Van Lint, H., Vuik, K. and Hoogendoorn, S., 2015. Genealogy of traffic flow models. *EURO Journal on Transportation and Logistics*, 4(4), pp.445-473.
- [12] Treiber, M. and Kesting, A., 2013. Traffic flow dynamics. *Traffic Flow Dynamics: Data, Models and Simulation*, Springer-Verlag Berlin Heidelberg, pp.983-1000.
- [13] E.M. Herrey and H. Herrey, "Principles of Phys. Appl. to Traf. movements and road conditions," *American Journal of Physics*, vol. 13, no. 1, pp. 1-14, 1945.
- [14] L.A. Pipes, "An operational Analysis of Traf. dynamics," *Journal of Applied Physics*, vol. 24, no. 3, pp. 274-281, 1953.
- [15] Kometani, E.I.J.I. and Sasaki, T.S.U.N.A., 1958. On the stability of traffic flow (report-I). *Journal of the Operations Research Society of Japan*, 2(1), pp.11-26.
- [16] Kometani, E., & Sasaki, T. Dynamic behaviour of traffic with a nonlinear spacing-speed relationship. In *Proceedings of the Symposium on Theory of Traffic Flow*, Research Laboratories, General Motors (pp. 105-119). New York: Elsevier. (1959)
- [17] Kometani, E. and Sasaki, T., 1959. A safety index for traffic with linear spacing. *Operations research*, 7(6), pp.704-720.
- [18] P.G. Gipps, "A Behavioral car-following model for Computer simulation," *Transportation Research Part B: Methodological*, vol. 15, no. 2, pp. 105-111, 1981.
- [19] I. Spyropoulou, "Simulation Using Gipps' Car-Following Model—An In-Depth Analysis," *Transportmetrica*, vol. 3, no. 3, pp. 231-245, 2007.
- [20] B. Ciuffo, V. Punzo, and M. Montanino, "Thirty years of Gipps' car-following model: Applications, developments, and new features," *Transportation Research Record*, vol. 2315, no. 1, pp. 89-99, 2012.
- [21] R.E. Wilson, "An Analysis of Gipps' Car-following Model of Highway Traffic," *IMA Journal of Applied Mathematics*, vol. 66, pp. 509-537, 2001.
- [22] G.F. Newell, "A simplified car-following theory: a lower-order model," *Transportation Research Part B: Methodological*, vol. 36, no. 3, pp. 195-205, 2002.
- [23] S. Wolfram, "Statistical mechanics of cellular automata," *Reviews of Modern Physics*, vol. 55, no. 3, p. 601, 1983.
- [24] Nagel, K. and Schreckenberg, M., 1992. A cellular automaton model for freeway traffic. *Journal de physique I*, 2(12), pp.2221-2229.
- [25] Barlovic, R., Santen, L., Schadschneider, A. and Schreckenberg, M., 1998. Metastable states in cellular automata for traffic flow. *The European Physical Journal B-Condensed Matter and Complex Systems*, 5, pp.793-800.
- [26] Kerner, B.S., Klenov, S.L. and Wolf, D.E., 2002. Cellular automata approach to three-phase traffic theory. *Journal of Physics A: Mathematical and General*, 35(47), p.9971.
- [27] C.F. Daganzo, "In Traffic flow, cellular automata = kinematic waves," *Transportation Research Part B: Methodological*, vol. 40, no. 5, pp. 396-403, 2006.

- [28] J. Tian, G. Li, M. Treiber, R. Jiang, N. Jia, and S. Ma, "Cellular automaton model simulating spatiotemporal patterns, phase transitions and concave growth pattern of oscillations in traffic flow," *Transportation Research Part B: Methodological*, vol. 93, pp. 560-575, 2016.
- [29] R.E. Chandler, R. Herman, and E.W. Montroll, "Traffic dynamics: studies in car following," *Operations Research*, vol. 6, no. 2, pp. 165-184, 1958.
- [30] R. Herman, E.W. Montroll, R.B. Potts, and R.W. Rothery, "Traffic dynamics: Analysis of stability in car following," *Operations Research*, vol. 7, no. 1, pp. 86-106, 1959.
- [31] D.C. Gazis, R. Herman, and R.B. Potts, "Car-following theory of steady-state Traffic flow," *Operations Research*, vol. 7, no. 4, pp. 499-505, 1959.
- [32] D.C. Gazis, R. Herman, and R.W. Rothery, "Nonlinear follow-the-leader models of Traffic flow," *Operations Research*, vol. 9, no. 4, pp. 545-567, 1961.
- [33] A.D. May and H.E. Keller, "Non-integer car-following models," *Highway Research Record*, vol. 199, no. 1, pp. 19-32, 1967.
- [34] M.P. Heyes and R. Ashworth, "Further Research on car-following models," *Transportation Research*, vol. 6, no. 3, pp. 287-291, 1972.
- [35] A. Ceder and A.D. May, "Further evaluation of single-and two-regime Traffic flow models," *Transportation Research Record*, no. 567, 1976.
- [36] S. Bexelius, "An extended model for car-following," *Transportation Research*, vol. 2, no. 1, pp. 13-21, 1968.
- [37] J. Treiterer and J. Myers, "The hysteresis phenomenon in Traffic flow," in *Transportation and Traffic Theory*, vol. 6, pp. 13-38, 1974.
- [38] M. Bando, K. Hasebe, A. Nakayama, A. Shibata, and Y. Sugiyama, "Dynamical model of Traffic congestion and numerical simulation," *Physical Review E*, vol. 51, no. 2, p. 1035, 1995.
- [39] M. Bando, K. Hasebe, K. Nakanishi, and A. Nakayama, "Analysis of optimal velocity model with explicit delay," *Physical Review E*, vol. 58, no. 5, p. 5429, 1998.
- [40] D. Helbing and B. Tilch, "Generalized force model of Traffic dynamics," *Physical Review E*, vol. 58, no. 1, p. 133, 1998.
- [41] T. Nagatani, "Modified KdV equation for jamming transition in the continuum models of traffic," *Physica A: Statistical Mechanics and its Applications*, vol. 261, no. 3-4, pp. 599-607, 1998.
- [42] H. Lenz, C.K. Wagner, and R. Sollacher, "Multi-anticipative car-following model," *The European Physical Journal B-Condensed Matter and Complex Systems*, vol. 7, no. 2, pp. 331-335, 1999.
- [43] R. Jiang, Q. Wu, and Z. Zhu, "Full velocity difference model for a car-following theory," *Physical Review E*, vol. 64, no. 1, p. 017101, 2001.
- [44] A. Nakayama, Y. Sugiyama, and K. Hasebe, "Effect of looking at the car that follows in an optimal velocity model of Traffic flow," *Physical Review E*, vol. 65, no. 1, p. 016112, 2001.
- [45] K. Konishi, H. Kokame, and K. Hirata, "Coupled map car-following model and its delayed-feedback Control," *Physical Review E*, vol. 60, no. 4, p. 4000, 1999.
- [46] K. Hasebe, A. Nakayama, and Y. Sugiyama, "Dynamical model of a cooperative driving System for freeway Traffic," *Physical Review E*, vol. 68, no. 2, p. 026102, 2003.
- [47] H. Gong, H. Liu, and B.H. Wang, "An asymmetric full velocity difference car-following model," *Physica A: Statistical Mechanics and its Applications*, vol. 387, no. 11, pp. 2595-2602, 2008.
- [48] S. Jin, D. Wang, P. Tao, and P. Li, "Non-lane-based full velocity difference car following model," *Physica A: Statistical Mechanics and its Applications*, vol. 389, no. 21, pp. 4654-4662, 2010.
- [49] Y. Yu, R. Jiang, and X. Qu, "A modified full velocity difference model with acceleration and deceleration confinement: calibrations, validations, and scenario analyzes," *IEEE Intelligent Transportation Systems Magazine*, vol. 13, no. 2, pp. 222-235, 2019.
- [50] F.A. Chiarello, B. Piccoli, and A. Tosin, "A statistical mechanics approach to macroscopic limits of car-following Traffic dynamics," *International Journal of Non-Linear Mechanics*, vol. 137, p. 103806, 2021.
- [51] M. Shang, B. Rosenblad, and R. Stern, "A novel asymmetric car following model for driver-assist enabled vehicle dynamics," *IEEE Transactions on Intelligent Transportation Systems*, vol. 23, no. 9, pp. 15696-15706, 2022.
- [52] M. Treiber, A. Hennecke, and D. Helbing, "Congested Traffic states in empirical observations and microscopic simulations," *Physical Review E*, vol. 62, no. 2, p. 1805, 2000.
- [53] M. Treiber, "Interactive Traffic Simulations for IDM and MOBIL. Available online: <https://mtreiber.de/MicroApplet/IDM.html> Accessed on: November 14, 2023.
- [54] M. Treiber, A. Kesting, and D. Helbing, "Delays, inaccuracies and anticipation in microscopic Traffic models," *Physica A: Statistical Mechanics and its Applications*, vol. 360, no. 1, pp. 71-88, 2006.
- [55] A. Kesting, M. Treiber, and D. Helbing, "Enhanced Intelligent driver model to assess the impact of driving strategies on Traffic capacity," *Philosophical Transactions of the Royal Society A: Mathematical, Physical and Engineering Sciences*, vol. 368, no. 1928, pp. 4585-4605, 2010.
- [56] M. Liebner, M. Baumann, F. Klanner, and C. Stiller, "Driver intent inference at urban intersections using the Intelligent driver model," in *2012 IEEE Intelligent Vehicles Symposium*, pp. 1162-1167, 2012.
- [57] O. Derbel, T. Peter, H. Zebiri, B. Mourllion, and M. Basset, "Modified Intelligent driver model for driver safety and Traffic stability improvement," *IFAC Proceedings Volumes*, vol. 46, no. 21, pp. 744-749, 2013.
- [58] Z. Li, W. Li, S. Xu, and Y. Qian, "Stability Analysis of an extended Intelligent driver model and its simulations under open boundary condition," *Physica A: Statistical Mechanics and its Applications*, vol. 419, pp. 526-536, 2015.
- [59] J. Eggert, F. Damerow, and S. Klingelschmitt, "The foresighted driver model," in *2015 IEEE Intelligent Vehicles Symposium (IV)*, pp. 322-329, 2015.
- [60] V. Milanés and S. E. Shladover, "Modeling cooperative and autonomous adaptive cruise control dynamic responses using experimental data," *Transportation Research Part C: Emerging Technologies*, vol. 48, pp. 285-300, 2014.
- [61] S. Hoermann, D. Stumper, and K. Dietmayer, "Probabilistic long-term prediction for autonomous vehicles," in *2017 IEEE Intelligent Vehicles Symposium (IV)*, pp. 237-243, 2017.
- [62] M. Treiber and A. Kesting, "The Intelligent driver model with stochasticity-new insights into Traffic flow oscillations," *Transportation Research Procedia*, vol. 23, pp. 174-187, 2017.
- [63] C. Hubmann, J. Schulz, G. Xu, D. Althoff, and C. Stiller, "A belief state planner for interactive merge maneuvers in congested Traffic," in *2018 21st International Conference on Intelligent Transportation Systems (ITSC)*, pp. 1617-1624, 2018.
- [64] S. Albeaik, A. Bayen, M.T. Chiri, X. Gong, A. Hayat, N. Kardous, A. Keimer, S.T. McQuade, B. Piccoli, and Y. You, "Limitations and improvements of the Intelligent driver model (idm)," *SIAM Journal on Applied Dynamical Systems*, vol. 21, no. 3, pp. 1862-1892, 2022.
- [65] T.W. Forbes and M.E. Simpson, "Driver-and-Vehicle Response in Free-way Deceleration Waves," *Transportation Science*, vol. 2, no. 1, pp. 77-104, 1968.
- [66] S. Kikuchi and P. Chakroborty, "Car-following model based on fuzzy inference System," *Transportation Research Record*, pp. 82-82, 1992.
- [67] P. Chakroborty and S. Kikuchi, "Evaluation of the General Motors based car-following models and a proposed fuzzy inference model," *Transportation Research Part C: Emerging Technologies*, 7(4), pp. 209-235, 1999.
- [68] P. Zheng and M. McDonald, "Application of fuzzy System in the car-following Behavior Analysis," in *International Conference on Fuzzy Systems and Knowledge Discovery*, pp. 782-791, Springer, Berlin, Heidelberg, August 2005.
- [69] R.M. Michaels and L.W. Cozan, "Perceptual and field factors causing lateral displacement," *Highway Research Record*, no. 25, 1963.
- [70] E.P. Todosiev, "The action point model of the driver-vehicle System," The Ohio State University, 1963.
- [71] L. Evans and R. Rothery, "Experimental measurements of perceptual thresholds in car-following" (No. 464).
- [72] R. Wiedemann and U. Reiter, "Microscopic Traffic simulation: the simulation System MISSION, background and actual state," Project ICARUS (V1052) Final Report, 2, pp. 1-53, 1992.
- [73] H.T. Fritzsche and D.B. Ag, "A model for Traffic simulation," *Traffic Engineering & Control*, 35(5), pp. 317-321, 1994.
- [74] P. Ferrari, "The reliability of the motorway transport System," *Transportation Research Part B: Methodological*, 22(4), pp. 291-310, 1988.
- [75] W. Winsum, "The human element in car following models," *Transportation Research Part F: Traffic Psychology and Behaviour*, 2(1999), pp. 207-211.
- [76] W.H. Wang, W. Zhang, D.H. Li, K. Hirahara, and K. Ikeuchi, "Improved action point model in Traffic flow based on driver's cognitive mechanism," in *Proc. of IEEE Intell. Vehicles Symp. (IV04)*, Parma, Italy, pp. 447-452, 2004.
- [77] T.W. Lochrane, H. Al-Deek, D.J. Dailey, and C. Krause, "Modeling driver behavior in work and nonwork zones: Multidimensional psychophysical car-following framework," *Transportation Research Record*, 2490(1), pp. 116-126, 2015.
- [78] U. Durrani and C. Lee, "Calibration and validation of psycho-physical car-following model using driver's action points and perception thresholds," *Journal of Transportation Engineering, Part A: Systems*, 145(9), p.04019039, 2019.

- [79] P. Wagner, J. Erdmann, and R. Nippold, "Action-points in human driving and in SUMO," in *SUMO Conference Proceedings*, Vol. 1, pp. 113-122, 2020.
- [80] L.L. Hoberock and R.J. Rouse, Jr., "Emergency Control of vehicle platoons: System operation and platoon leader Control," *Journal of Dynamic Systems, Measurement, and Control*, vol. 98, no. 3, pp. 245-251, Sept. 1976.
- [81] H.Y. Chiu, G.B. Stupp, Jr., and S.J. Brown, Jr., "Vehicle-follower Control with variable gains for short headway automated guideway transit System," *Journal of Dynamic Systems, Measurement, and Control*, vol. 99, no. 3, pp. 183-189, Sept. 1977.
- [82] S.E. Shladover, "Longitudinal Control of automated guideway transit vehicles within platoons," *Journal of Dynamic Systems, Measurement, and Control*, vol. 100, pp. 302-310, Dec. 1978.
- [83] D. Cho and J. K. Hedrick, "Automotive powertrain modelling for Control," *Journal of Dynamic Systems, Measurement, and Control*, vol. 111, Dec. 1989.
- [84] D. H. McMahon, J. K. Hedrick, and S. E. Shladover, "Vehicle modeling and Control for automated highway Systems," in *Proceedings of the 1990 American Control Conference*, San Diego, CA, May 1990, pp. 297-303.
- [85] H. Suzuki and T. Nakatsuji, "Effect of adaptive cruise Control (ACC) on Traffic throughput: numerical example on actual freeway corridor," *JSAE review*, vol. 24, no. 4, pp. 403-410, 2003.
- [86] J. Ploeg, A. F. Serrarens, and G. J. Heijenk, "Connect & Drive: design and evaluation of cooperative adaptive cruise Control for congestion reduction," *Journal of Modern Transportation*, vol. 19, no. 3, pp. 207-213, 2011.
- [87] S. E. Shladover, C. Nowakowski, X.-Y. Lu, and R. Ferlis, "Cooperative Adaptive Cruise Control: Definitions and Operating Concepts," *Transportation Research Record*, vol. 2489, no. 1, pp. 145-152, 2015.
- [88] D. V. A. G. Swaroop, J. K. Hedrick, C. C. Chien, and P. Ioannou, "A comparison of spacing and headway Control laws for Automatically Controlled vehicles," *Vehicle System Dynamics*, vol. 23, no. 1, pp. 597-625, 1994.
- [89] P. Y. Li and A. Shrivastava, "Traffic flow stability induced by constant time headway policy for adaptive cruise Control vehicles," *Transportation Research Part C: Emerging Technologies*, vol. 10, no. 4, pp. 275-301, 2002.
- [90] J. VanderWerf, S. Shladover, N. Kourjanskaia, M. Miller, and H. Krishnan, "Modeling effects of driver Control assistance Systems on Traffic," *Transportation Research Record*, vol. 1748, no. 1, pp. 167-174, 2001.
- [91] Helly, W. Simulation of bottlenecks in single lane traffic flow. in *Theory of Traffic Flow proceedings*. 1959. Amsterdam: Elsevier.
- [92] V. Milanés, J. Villagrà, J. Godoy, and C. González, "Comparing fuzzy and Intelligent PI Controllers in stop-and-go manoeuvres," *IEEE Transactions on Control Systems Technology*, vol. 20, pp. 770-778, 2012.
- [93] J. E. A. Dias, G. A. S. Pereira, and R. M. Palhares, "Longitudinal model identification and velocity Control of an autonomous car," *IEEE Transactions on Intelligent Transportation Systems*, vol. 16, no. 2, pp. 776-786, 2014.
- [94] S. G. Kim, M. Tomizuka, and K. H. Cheng, "Smooth motion Control of the adaptive cruise Control System by a virtual lead vehicle," *International Journal of Automotive Technology*, vol. 13, no. 1, pp. 77-85, 2012.
- [95] I. G. Jin and G. Orosz, "Optimal Control of connected vehicle System with communication delay and driver reaction time," *IEEE Transactions on Intelligent Transportation Systems*, vol. 18, no. 8, pp. 2056-2070, 2016.
- [96] R. Holve, P. Protzel, J. Bernasch, and K. Naab, "Adaptive fuzzy Control for driver assistance in car-following" in *Proceedings of the 3rd EUFIT Conference*, pp. 1149-1153, 1995.
- [97] J. E. Naranjo, C. González, J. Reviejo, R. García, and T. De Pedro, "Adaptive fuzzy Control for inter-vehicle gap keeping" *IEEE Transactions on Intelligent Transportation Systems*, vol. 4, no. 3, pp. 132-142, 2003.
- [98] J. Pérez, V. Milanés, J. Godoy, J. Villagra, and E. Onieva, "Cooperative Controllers for highways based on human experience" *Expert Systems with Applications*, vol. 40, no. 4, pp. 1024-1033, 2013.
- [99] H. Hao, W. Ma, and H. Xu, "A fuzzy logic-based multi-agent car-following model," *Transportation Research Part C: Emerging Technologies*, 69, pp. 477-496, 2016.
- [100] A. Bennajeh, S. Bechikh, L.B. Said, and S. Aknine, "A fuzzy logic-based anticipation car-following model," in *Transactions on Computational Collective Intelligence*, pp. 200-222, Springer, Cham, 2018.
- [101] L. Zhang and G. Orosz, "Motif-based design for connected vehicle System in presence of heterogeneous connectivity structures and time delays," *IEEE Transactions on Intelligent Transportation Systems*, vol. 17, no. 6, pp. 1638-1651, 2016.
- [102] E. T. Aziziaghdam and O. B. Alankuş, "Longitudinal Control of Autonomous Vehicles Consisting Powertrain With Nonlinear Characteristics," *IEEE Transactions on Intelligent Vehicles*, vol. 7, no. 1, pp. 133-142, March 2022.
- [103] V. L. Bageshwar, W. L. Garrard, and R. Rajamani, "Model predictive Control of transitional maneuvers for adaptive cruise Control vehicles," *IEEE Transactions on Vehicular Technology*, vol. 53, no. 5, pp. 1573-1585, 2004.
- [104] D. Moser, H. Waschl, H. Kirchsteiger, R. Schmied, and L. Del Re, "Cooperative adaptive cruise Control applying stochastic linear model predictive Control strategies," in *2015 European Control Conference (ECC)*, pp. 3383-3388, 2015.
- [105] Cheng, S., Li, L., Mei, M.M., Nie, Y.L., & Zhao, L. (2019). Multiple-objective adaptive cruise Control System integrated with DYC. *IEEE Transactions on Vehicular Technology*, 68(5), 4550-4559.
- [106] Hoogendoorn, S., Hoogendoorn, R., Wang, M., & Daamen, W. (2012). Modeling driver, driver support, and cooperative Systems with dynamic optimal Control. *Transportation Research Record*, 2316(1), 20-30.
- [107] Wang, M., Treiber, M., Daamen, W., Hoogendoorn, S.P., & van Arem, B. (2013). Modelling supported driving as an optimal Control cycle: Framework and model characteristics. *Procedia - Social and Behavioral Sciences*, 80, 491-511.
- [108] Kehtarnavaz, N., Groszold, N., Miller, K., & Lascoc, P. (1998). A transportable neural-network approach to autonomous vehicle following. *IEEE Transactions on Vehicular Technology*, 47(2), 694-702.
- [109] Panwai, S., & Dia, H. (2007). Neural agent car-following models. *IEEE Transactions on Intelligent Transportation Systems*, 8(1), 60-70.
- [110] Khodayari, A., Ghaffari, A., Kazemi, R., & Braustingl, R. (2012). A modified car-following model based on a neural network model of the human driver effects. *IEEE Transactions on Systems, Man, and Cybernetics - Part A: Systems and Humans*, 42(6), 1440-1449.
- [111] Zheng, J., Suzuki, K., & Fujita, M. (2013). Car-following behavior with instantaneous driver-vehicle reaction delay: A neural-network-based methodology. *Transportation Research Part C: Emerging Technologies*, 36, 339-351.
- [112] Wei, D., & Liu, H. (2013). Analysis of asymmetric driving behavior using a self-learning approach. *Transportation Research Part B: Methodological*, 47, 1-14.
- [113] Koutsopoulos, H.N. and Farah, H., 2012. Latent class model for car following behavior. *Transportation Research Part B: methodological*, 46(5), pp.563-578.
- [114] He, Z., Zheng, L., & Guan, W. (2015). A simple nonparametric car-following model driven by field data. *Transportation Research Part B: Methodological*, 80, 185-201.
- [115] Lefevre, S., Carvalho, A. and Borrelli, F., 2015. A learning-based framework for velocity control in autonomous driving. *IEEE Transactions on Automation Science and Engineering*, 13(1), pp.32-42.
- [116] Guha, A., Lei, R., Zhu, J., Nguyen, X., & Zhao, D. (2022). Robust unsupervised learning of temporal dynamic vehicle-to-vehicle interactions. *Transportation research part C: emerging technologies*, 142, 103768.
- [117] Papatanasopoulou, V., & Antoniou, C. (2015). Towards data-driven car-following models. *Transportation Research Part C: Emerging Technologies*, 55, 496-509.
- [118] Yang, D., Zhu, L., Liu, Y., Wu, D., & Ran, B. (2018). A novel car-following Control model combining Machine learning and kinematics models for automated vehicles. *IEEE Transactions on Intelligent Transportation Systems*.
- [119] Kamjoo, E., Saedi, R., Zockaie, A., Ghamami, M., Gates, T., & Talebpour, A. (2022). Developing Car-Following Models for Winter Maintenance Operations Incorporating Machine Learning Methods. *Transportation Research Record*.
- [120] Zhou, M., Qu, X., & Li, X. (2017). A recurrent neural network based microscopic car following model to predict Traffic oscillation. *Transportation Research Part C: Emerging Technologies*, 84, 245-264.
- [121] Wang, X., Jiang, R., Li, L., Lin, Y., Zheng, X., & Wang, F.Y. (2017). Capturing car-following behaviors by deep learning. *IEEE Transactions on Intelligent Transportation Systems*, 19(3), 910-920.
- [122] Wu, Y., Tan, H., Chen, X., & Ran, B. (2019). Memory, attention and prediction: a deep learning architecture for car-following. *Transportmetrica B: Transport Dynamics*, 7(1), 1553-1571.
- [123] Wang, X., Jiang, R., Li, L., Lin, Y.L., & Wang, F.Y. (2019). Long memory is important: A test study on deep-learning based car-following

- model. *Physica A: Statistical Mechanics and its Applications*, 514, 786-795.
- [124] Zhang, X., Sun, J., Qi, X., & Sun, J. (2019). Simultaneous modeling of car-following and lane-changing behaviors using deep learning. *Transportation Research Part C: Emerging Technologies*, 104, 287-304.
- [125] Ma, L., & Qu, S. (2020). A sequence to sequence learning based car-following model for multistep predictions considering reaction delay. *Transportation Research Part C: Emerging Technologies*, 120, 102785.
- [126] Mo, Z., Shi, R., & Di, X. (2021). A Physics-informed deep learning paradigm for car-following models. *Transportation Research Part C: Emerging Technologies*, 130, 103240.
- [127] Zhou, J., Wan, J., & Zhu, F. (2022). Transfer Learning Based Long Short-Term Memory Car-Following Model for Adaptive Cruise Control. *IEEE Transactions on Intelligent Transportation Systems*.
- [128] Xu, D., Gao, G., Qiu, Q. and Li, H., 2023. A car-following model considering missing data based on TransGAN networks. *IEEE Transactions on Intelligent Vehicles*.
- [129] Ioannu, P.A., & Chien, C.C. (1993). Autonomous Intelligent Cruise Control. *IEEE Transactions on Vehicular Technology*, 42(4), 657-672.
- [130] Desjardins, C., & Chaib-Draa, B. (2011). Cooperative adaptive cruise Control: A reinforcement learning approach. *IEEE Transactions on Intelligent Transportation Systems*, 12(4), 1248-1260.
- [131] Kuefler, A., Morton, J., Wheeler, T., & Kochenderfer, M. (2017). Imitating driver behavior with generative adversarial networks. In *2017 IEEE Intelligent Vehicles Symposium* (pp. 204-211). IEEE.
- [132] Zhu, M., Wang, X., & Wang, Y. (2018). Human-like autonomous car-following model with deep reinforcement learning. *Transportation Research Part C: Emerging Technologies*, 97, 348-368.
- [133] Zhang, Y., Guo, L., Gao, B., Qu, T., & Chen, H. (2019). Deterministic promotion reinforcement learning Applied to longitudinal velocity Control for automated vehicles. *IEEE Transactions on Vehicular Technology*, 69(1), 338-348.
- [134] Li, M., Li, Z., Xu, C., & Liu, T. (2020). Deep reinforcement learning-based vehicle driving strategy to reduce crash risks in Traffic oscillations. *Transportation Research Record*, 2674(10), 42-54.
- [135] Yen, Y.T., Chou, J.J., Shih, C.S., Chen, C.W., & Tsung, P.K. (2020). Proactive car-following using deep-reinforcement learning. In *2020 IEEE 23rd International Conference on Intelligent Transportation Systems* (pp. 1-6). IEEE.
- [136] Yavas, U., Kumbasar, T., & Ure, N.K. (2022). Model-Based Reinforcement Learning for Advanced Adaptive Cruise Control: A Hybrid Car Following Policy. In *2022 IEEE Intelligent Vehicles Symposium* (pp. 1466-1472). IEEE.
- [137] Wang, Z., Huang, H., Tang, J., Meng, X., & Hu, L. (2022). Velocity Control in car-following behavior with autonomous vehicles using reinforcement learning. *Accident Analysis & Prevention*, 174, 106729.
- [138] Masmoudi, M., Friji, H., Ghazzai, H., & Massoud, Y. (2021). A reinforcement learning framework for video frame-based autonomous car-following. *IEEE Open Journal of Intelligent Transportation Systems*, 2, 111-127.
- [139] Tang, X., Chen, J., Yang, K., Toyoda, M., Liu, T., & Hu, X. (2022). Visual Detection and Deep Reinforcement Learning-Based Car Following and Energy Management for Hybrid Electric Vehicles. *IEEE Transactions on Transportation Electrification*, 8(2), 2501-2515.
- [140] Ng, A.Y., & Russell, S. (2000). Algorithms for inverse reinforcement learning. In *ICML* (Vol. 1, p. 2).
- [141] Shimosaka, M., Kaneko, T., & Nishi, K. (2014). Modeling risk anticipation and defensive driving on residential roads with inverse reinforcement learning. In *17th International IEEE Conference on Intelligent Transportation Systems* (pp. 1694-1700). IEEE.
- [142] Shimosaka, M., Nishi, K., Sato, J., & Kataoka, H. (2015). Predicting driving behavior using inverse reinforcement learning with multiple reward functions towards environmental diversity. In *2015 IEEE Intelligent Vehicles Symposium* (pp. 567-572). IEEE.
- [143] Gao, H., Shi, G., Xie, G., & Cheng, B. (2018). Car-following method based on inverse reinforcement learning for autonomous vehicle decision-making. *International Journal of Advanced Robotic Systems*, 15(6), 1729881418817162.
- [144] Zhou, Y., Fu, R., & Wang, C. (2020). Learning the car-following behavior of drivers using maximum entropy deep inverse reinforcement learning. *Journal of Advanced Transportation*, 2020.
- [145] Zhao, Z., et al. (2022). Personalized Car Following for Autonomous Driving with Inverse Reinforcement Learning. In *2022 International Conference on Robotics and Automation (ICRA)* (pp. 2891-2897).
- [146] D. Chen, A. Srivastava, S. Ahn, and T. Li, "Traffic dynamics under speed disturbance in mixed traffic with automated and non-automated vehicles," *Transportation research part C: emerging technologies*, vol. 113, pp. 293-313, 2020.
- [147] W. Kontar, T. Li, A. Srivastava, Y. Zhou, D. Chen, and S. Ahn, "On multi-class automated vehicles: Car-following behavior and its implications for traffic dynamics," *Transportation research part C: emerging technologies*, vol. 128, p. 103166, 2021.
- [148] L. Ye and T. Yamamoto, "Modeling connected and autonomous vehicles in heterogeneous traffic flow," *Physica A: Statistical Mechanics and its Applications*, vol. 490, pp. 269-277, 2018.
- [149] Y. Li, L. Zhang, H. Zheng, X. He, S. Peeta, T. Zheng, and Y. Li, "Evaluating the energy consumption of electric vehicles based on car-following model under non-lane discipline," *Nonlinear Dynamics*, vol. 82, pp. 629-641, 2015.
- [150] W.X. Zhu and H.M. Zhang, "Analysis of mixed traffic flow with human-driving and autonomous cars based on car-following model," *Physica A: Statistical Mechanics and its Applications*, vol. 496, pp. 274-285, 2018.
- [151] A. Talebpour and H.S. Mahmassani, "Influence of connected and autonomous vehicles on traffic flow stability and throughput," *Transportation research part C: emerging technologies*, vol. 71, pp. 143-163, 2016.
- [152] M.S. Rahman and M. Abdel-Aty, "Longitudinal safety evaluation of connected vehicles' platooning on expressways," *Accident Analysis & Prevention*, vol. 117, pp. 381-391, 2018.
- [153] Y. Huang, Y. Ye, J. Sun, and Y. Tian, "Characterizing the Impact of Autonomous Vehicles on Macroscopic Fundamental Diagrams," *IEEE Transactions on Intelligent Transportation Systems*, 2023.
- [154] J. Sun, Z. Zheng, and J. Sun, "Stability analysis methods and their applicability to car-following models in conventional and connected environments," *Transportation research part B: methodological*, vol. 109, pp. 212-237, 2018.
- [155] S. An, L. Xu, L. Qian, G. Chen, H. Luo, and F. Li, "Car-following model for autonomous vehicles and mixed traffic flow analysis based on discrete following interval," *Physica A: Statistical Mechanics and its Applications*, vol. 560, p. 125246, 2020.
- [156] D. Sun, D. Chen, M. Zhao, W. Liu, and L. Zheng, "Linear stability and nonlinear analyses of traffic waves for the general nonlinear car-following model with multi-time delays," *Physica A: Statistical Mechanics and its Applications*, vol. 501, pp. 293-307, 2018.
- [157] Z. Sun, T. Huang, and P. Zhang, "Cooperative decision-making for mixed traffic: A ramp merging example," *Transportation research part C: emerging technologies*, vol. 120, p. 102764, 2020.
- [158] T. Li, F. Hui, X. Zhao, C. Liu, and D. Ngoduy, "Modelling heterogeneous traffic dynamics by considering the influence of V2V safety messages," *IET Intelligent Transport Systems*, vol. 14, no. 4, pp. 220-227, 2020.
- [159] D. Jia and D. Ngoduy, "Platoon based cooperative driving model with consideration of realistic inter-vehicle communication," *Transportation Research Part C: Emerging Technologies*, vol. 68, pp. 245-264, 2016.
- [160] T. Li, X. Han, and J. Ma, "Cooperative perception for estimating and predicting microscopic traffic states to manage connected and automated traffic," *IEEE Transactions on Intelligent Transportation Systems*, vol. 23, no. 8, pp. 13694-13707, 2021.
- [161] Z. Sun, T. Huang, and P. Zhang, "Cooperative decision-making for mixed traffic: A ramp merging example," *Transportation research part C: emerging technologies*, vol. 120, p. 102764, 2020.
- [162] F. Navas and V. Milanés, "Mixing V2V and non-V2V-equipped vehicles in car following," *Transportation research part C: emerging technologies*, vol. 108, pp. 167-181, 2019.
- [163] Y. Meng, L. Li, F.Y. Wang, K. Li, and Z. Li, "Analysis of cooperative driving strategies for nonsignalized intersections," *IEEE Transactions on Vehicular Technology*, vol. 67, no. 4, pp. 2900-2911, 2017.
- [164] D. Jia and D. Ngoduy, "Enhanced cooperative car-following traffic model with the combination of V2V and V2I communication," *Transportation Research Part B: Methodological*, vol. 90, pp. 172-191, 2016.
- [165] Y. Taniguchi, R. Nishi, T. Ezaki, and K. Nishinari, "Jam-absorption driving with a car-following model," *Phys. A, Statist. Mech. Appl.*, vol. 433, pp. 304-315, 2015.
- [166] R. Nishi, "Theoretical conditions for restricting secondary jams in jam-absorption driving scenarios," *Physica A: Statistical Mechanics and its Applications*, vol. 542, p. 123393, 2020.
- [167] A. Kesting, M. Treiber, M. Schönhof, and D. Helbing, "Adaptive cruise control design for active congestion avoidance," *Transportation Research Part C: Emerging Technologies*, vol. 16, no. 6, pp. 668-683, 2008.
- [168] Y. Wang, Z. Wang, K. Han, P. Tiwari, and D.B. Work, "Gaussian process-based personalized adaptive cruise control," *IEEE Transactions*

- on *Intelligent Transportation Systems*, vol. 23, no. 11, pp. 21178–21189, 2022.
- [169] R.E. Stern, S. Cui, M.L. Delle Monache, R. Bhadani, M. Bunting, M. Churchill, N. Hamilton, H. Pohlmann, F. Wu, B. Piccoli, and B. Seibold, "Dissipation of stop-and-go waves via control of autonomous vehicles: Field experiments," *Transportation Research Part C: Emerging Technologies*, vol. 89, pp. 205–221, 2018.
 - [170] S. Cui, B. Seibold, R. Stern, and D. B. Work, "Stabilizing traffic flow via a single autonomous vehicle: Possibilities and limitations," in *2017 IEEE Intelligent Vehicles Symposium (IV)*, Los Angeles, CA, USA, 2017, pp. 1336–1341, doi: 10.1109/IVS.2017.7995897.
 - [171] T. Chen, M. Wang, S. Gong, Y. Zhou, and B. Ran, "Connected and automated vehicle distributed control for on-ramp merging scenario: A virtual rotation approach," *Transportation Research Part C: Emerging Technologies*, vol. 133, p. 103451, 2021.
 - [172] Y. Wang and P.J. Jin, "Model predictive control policy design, solutions, and stability analysis for longitudinal vehicle control considering shockwave damping," *Transportation Research Part C: Emerging Technologies*, vol. 148, p. 104038, 2023.
 - [173] E. Vinitzky, A. Kreidieh, L. Le Flem, N. Kheterpal, K. Jang, C. Wu, F. Wu, R. Liaw, E. Liang, and A.M. Bayen, "Benchmarks for reinforcement learning in mixed-autonomy traffic," in *Conference on Robot Learning*, pp. 399–409, 2018.
 - [174] P. Wang, X. Wu, and X. He, "Modeling and analyzing cyberattack effects on connected automated vehicular platoons," *Transportation Research Part C: Emerging Technologies*, vol. 115, p. 102625, 2020.
 - [175] P. Wang, G. Yu, X. Wu, Y. Wang, and X. He, "Spreading patterns of malicious information on single-lane platooned traffic in a connected environment," *Computer-Aided Civil and Infrastructure Engineering*, vol. 34, no. 3, pp. 248–265, 2019.
 - [176] Z. Wang, K. Han, and P. Tiwari, "Digital twin-assisted cooperative driving at non-signalized intersections," *IEEE Transactions on Intelligent Vehicles*, vol. 7, no. 2, pp. 198–209, 2021.
 - [177] M. Saifuzzaman, Z. Zheng, M.M. Haque, and S. Washington, "Revisiting the Task–Capability Interface model for incorporating human factors into car-following models," *Transportation Research Part B: Methodological*, vol. 82, pp. 1–19, 2015.
 - [178] X. Chen, J. Sun, Z. Ma, J. Sun, and Z. Zheng, "Investigating the long- and short-term driving characteristics and incorporating them into car-following models," *Transportation Research Part C: Emerging Technologies*, vol. 117, p. 102698, 2020.
 - [179] J.W. Ro, P.S. Roop, A. Malik, and P. Ranjitkar, "A formal approach for modeling and simulation of human car-following behavior," *IEEE Transactions on Intelligent Transportation Systems*, vol. 19, no. 2, pp. 639–648, 2017.
 - [180] X. Chen, J. Sun, Z. Ma, J. Sun, and Z. Zheng, "Investigating the long- and short-term driving characteristics and incorporating them into car-following models," *Transportation Research Part C: Emerging Technologies*, vol. 117, p. 102698, 2020.
 - [181] J.W.C. Van Lint and S.C. Calvert, "A generic multi-level framework for microscopic traffic simulation—Theory and an example case in modeling driver distraction," *Transportation Research Part B: Methodological*, vol. 117, pp. 63–86, 2018.
 - [182] M. Harth, U. Bin Amjad, R. Kates, and K. Bogenberger, "Incorporation of human factors to a data-driven car-following model," *Transportation Research Record*, vol. 2676, no. 10, pp. 291–302, 2022.
 - [183] L. Ma and S. Qu, "A sequence to sequence learning based car-following model for multi-step predictions considering reaction delay," *Transportation Research Part C: Emerging Technologies*, vol. 120, p. 102785, 2020.
 - [184] X. Huang, J. Sun, and J. Sun, "A car-following model considering asymmetric driving behavior based on long short-term memory neural networks," *Transportation Research Part C: Emerging Technologies*, vol. 95, pp. 346–362, 2018.
 - [185] C.J. Hoel, K. Driggs-Campbell, K. Wolff, L. Laine, and M.J. Kochenderfer, "Combining planning and deep reinforcement learning in tactical decision making for autonomous driving," *IEEE Transactions on Intelligent Vehicles*, vol. 5, no. 2, pp. 294–305, 2019.