

# 3D Feature Prediction for Masked-AutoEncoder-Based Point Cloud Pretraining

Siming Yan<sup>1\*</sup> Yuqi Yang<sup>2</sup> Yuxiao Guo<sup>2</sup> Hao Pan<sup>2</sup> Peng-Shuai Wang<sup>3</sup>

Xin Tong<sup>2</sup> Yang Liu<sup>2</sup> Qixing Huang<sup>1</sup>

<sup>1</sup>The University of Texas at Austin

<sup>2</sup>Microsoft Research Asia

<sup>3</sup>Peking University

## Abstract

Masked autoencoders (MAE) have recently been introduced to 3D self-supervised pretraining for point clouds due to their great success in NLP and computer vision. Unlike MAEs used in the image domain, where the pretext task is to restore features at the masked pixels, such as colors, the existing 3D MAE works reconstruct the missing geometry only, i.e., the location of the masked points. In contrast to previous studies, we advocate that point location recovery is inessential and restoring intrinsic point features is much superior. To this end, we propose to ignore point position reconstruction and recover high-order features at masked points including surface normals and surface variations, through a novel attention-based decoder which is independent of the encoder design. We validate the effectiveness of our pretext task and decoder design using different encoder structures for 3D training and demonstrate the advantages of our pretrained networks on various point cloud analysis tasks.

## 1. Introduction

Self-supervised pretraining has recently gained much attention. It starts from a pretext task trained on large unlabeled data, where the learned representation is fine-tuned on downstream tasks. This approach has shown great success in 2D images [8, 15, 18, 4, 17, 61] and natural language processing (NLP) [13, 5]. Recently, people started looking into self-supervised pretraining on point cloud data due to its importance in 3D analysis and robotics applications.

An important self-supervised pretraining paradigm — *masked signal modeling* (MSM), including BERT [6], BEiT [4], and masked autoencoders (MAE) [17], has recently been adopted to 3D domains. MSM has a simple setup: a randomly-masked input is fed to the encoder, and a decoder strives to recover the signal at the masked region. MSM is highly scalable and exhibits superior performance in many downstream vision and NLP tasks, outperforming their

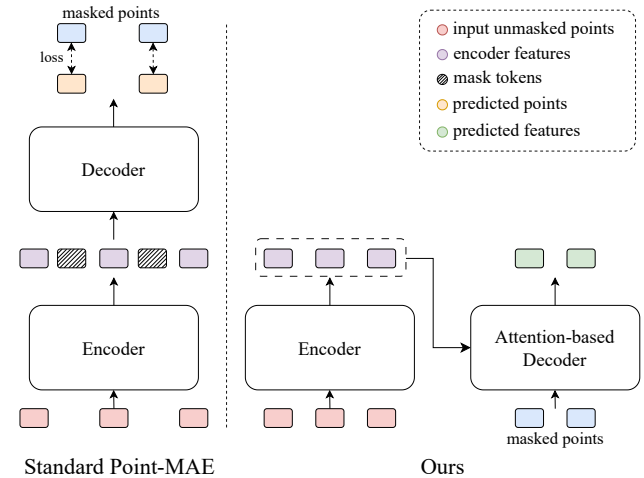


Figure 1: **Comparison of standard Point-MAE and our proposed method.** Unlike standard Point-MAE that uses masked points as the prediction target, our method use a novel attention-based decoder to leverage masked points as an additional input and infer the corresponding features.

fully supervised equivalents. Additionally, it does not require extensive augmentation, which is essential and critical to another self-supervised pretraining paradigm — contrastive learning. In images, a mask refers to a randomly selected portion of the pixels, and the pixel colors or other pixel features in the masked region are to be reconstructed by the decoder.

For 3D point clouds, the PointBERT approach [56] masks point patches and recovers patch tokens that are pretrained by a point cloud Tokenizer. As reconstruction features are associated with patches of points, the learned features at the point level are less competitive. MAE-based pretraining schemes [31, 19, 58, 57, 28] tackle this problem by point-wise pretext tasks. However, their decoders are designed to recover the positions of the masked points in Cartesian coordinates or occupancy formats (Fig. 1-left). **These designs make an intrinsic difference from 2D MSMs, where there is no need to recover masked pixel locations.** This key difference makes MSM pay more attention to capturing the irregular and possibly noisy point distribution

\*Work done when interning at Microsoft Research Asia.

and ignore the intrinsic surface features associated with points, which are essential for 3D point cloud analysis.

In the presented work, we propose to recover intrinsic point features, i.e., point normals, and surface variations [33] at masked points, where point normals are first-order surface features and surface variations are related to local curvature properties. We clearly demonstrate that the recovery of high-order surface point features, not point locations, is the key to improving 3D MSM performance. Learning to reconstruct high-order geometric features forces the encoder to extract distinctive and representative features robustly that may not be captured by learning to reconstruct point positions alone. Our study justifies the importance of designing signal recovery for 3D MSMs. It aligns 3D MSM learning with MSM development in vision, where feature modeling plays a critical role [46].

To recover point signals, we design a practical attention-based decoder. This new decoder takes masked points as queries, and stacks several transformer blocks. In each block, self-attention is used to propagate context features over the masked points and cross-attention is applied to fabricate the point features with the encoder’s output (As shown in Fig. 1-right and Fig. 2). This design is separable from the encoder design. Therefore, common 3D encoders, such as sparse CNNs, point-based networks, and transformer-based networks, can all be adopted to strengthen the pretraining capability. Another benefit of this decoder design is that the masked point positions are only accessible by the decoder, thus avoiding leakage of positional information in the early stage of the network, as suggested by [31].

We conducted extensive ablation studies to verify the efficacy of our masked feature design and decoder. Substantial improvements over previous approaches and the generalization ability of our pretraining approach are demonstrated on various downstream tasks, including 3D shape classification and 3D shape part segmentation. Our implementation will be released to the public and we hope that our study can stimulate future research on designing strong MAE-based 3D backbones.

We summarize the contributions of our paper as follows:

- We propose a novel masked autoencoding method for 3D self-supervised pretraining that predicts intrinsic point features at masked points instead of their positions.
- We introduce a unique attention-based decoder that can generate point features without relying on any particular encoder architecture.
- Our experiments demonstrate that restoring intrinsic point features is superior to point location recovery in terms of Point cloud MAE, and we achieve state-of-the-art performance on various downstream tasks.

## 2. Related Work

**Self-supervised pretraining in 3D** Self-supervised pretraining is an active research topic in machine learning [29]. The early adoption of self-supervised pretraining for 3D is to use autoencoders [53] and generative adversarial networks [48] to learn shape-level features, mainly for shape classification and retrieval tasks. Other self-supervised pretext tasks, such as clustering and registration, are also developed for 3D pretraining. Later, due to the great ability to learn features at both the instance and pixel levels in a self-supervised manner, contrastive learning [50, 15, 18, 5, 9] was introduced into the 3D domains to extract distinctive instance and point-wise features for various downstream tasks [44, 51, 21, 59]. However, contrastive learning requires data augmentation heavily to form positive or negative pairs for effective feature learning.

**Masked signal modeling in 3D** Masked signal modeling using transformer-based architectures for self-supervised learning (SSL) has shown great simplicity and superior performance. PointBERT [56] and PointMAE [31] are two such works that inherit from this idea. PointBERT partitions a point cloud into patches and trains a transformer-based autoencoder to recover masked patches’ tokens. In contrast, PointMAE directly reconstructs point patches without costly tokenizer training, using Chamfer distance as the reconstruction loss. Other works like [58, 57, 28] and [19] explore different strategies for point cloud reconstruction or classification with masking. As discussed in Sec. 1, the pretext tasks of most previous works focus only on masked point locations.

**Signal recovery in masked autoencoders** Masked autoencoders for vision pretraining typically use raw color information in masked pixels as the target signal [17]. However, Wei *et al.* [46] have found that using alternative image features, such as HOG descriptors, tokenizer features, and features from other unsupervised and supervised pre-trained networks, can improve network performance and efficiency. In contrast, existing 3D MAE methods have limited use of point features and struggle with predicting the location of masked points. Our approach focuses on feature recovery rather than position prediction, selecting representative 3D local features such as point normals and surface variation [33] as target features to demonstrate their efficacy. Our study allows for leveraging more advanced 3D features in 3D masked autoencoders, while further exploration of other types of 3D features [24] is left for future work.

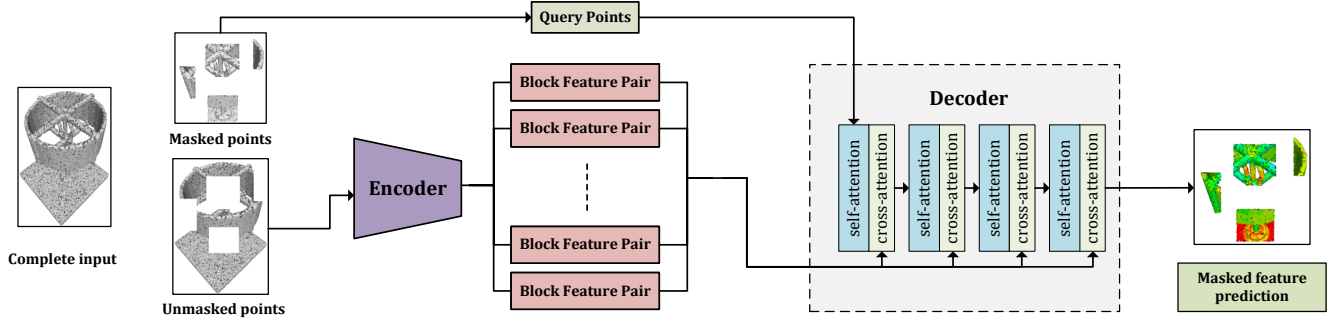


Figure 2: **The pretraining pipeline of our masked 3D feature prediction approach.** Given a complete input point cloud, we first separate it into masked points and unmasked points (We use cube mask here for better visualization). We take unmasked points as the encoder input and output the block feature pairs. Then the decoder takes the block feature pairs and query points (i.e., masked points) as the input, and predicts the per-query-point features.

### 3. Masked 3D Feature Prediction

In this section, we present our masked 3D feature prediction approach for self-supervised point cloud pretraining. Our network design follows the masked autoencoder paradigm: a 3D encoder takes a point cloud whose points are randomly masked as input, and a decoder is responsible for reconstructing the predefined features at the masked points. The network architecture is depicted in Fig. 2. In the following sections, we first introduce the masking strategy and 3D masked feature modeling in Sec. 3.1 and 3.2, and then present our encoder and decoder design in Sec. 3.3 and 3.4. Here, the key ingredients of our approach are the design of prediction targets and the decoder, which govern the quality of the learned features.

#### 3.1. 3D Masking

We follow the masking strategy proposed by PointBERT [56] to mask out some portions of an input point cloud and feed it to the encoder. Denote the input point cloud as  $\mathcal{P} \in \mathbb{R}^{N \times 3}$ , where  $N$  is the number of points. We sample  $K$  points using farthest point sampling (FPS). For each sample point, its  $\lceil N/K \rceil$ -nearest neighbor points form a point patch. For a given mask ratio  $m_r, 0 < m_r < 1$ , we randomly select  $M$  patches and remove them from the input, where  $M = \min(\lceil m_r \cdot K \rceil, K - 1)$ .

In the following, the masked points and the remaining points are denoted by  $\mathcal{P}_M$  and  $\mathcal{P}_U$ , respectively.

#### 3.2. Target Feature Design

As argued in Sec. 1, we advocate against using point locations as the reconstructed target. We choose to reconstruct normal and surface variation at each point, which reflect differential surface properties. On the other hand, our decoder design (to be introduced in Sec. 3.4) takes query points as input and output predicted pointwise features. Therefore, the decoder implicitly carries positional information for learning meaningful features through the

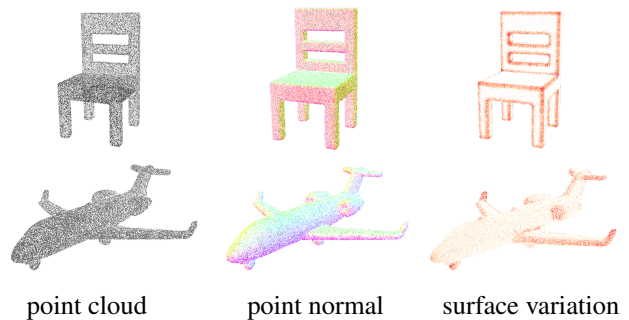


Figure 3: **Visualization of point features.** The point normal is color-coded by the normal vector. The surface variation is color-coded where white indicates low value and red indicates high value.

encoder.

Given a point cloud, both point normal and surface variations are defined using local principal component analysis (PCA). We first define a covariance matrix  $C_r$  over a local surface region around  $\mathbf{p}$ :

$$C_r := \frac{\int_{\mathbf{x} \in \mathcal{S} \cap \mathbb{S}_r(\mathbf{p})} (\mathbf{p} - \mathbf{x})(\mathbf{p} - \mathbf{x})^T d\mathbf{x}}{\int_{\mathbf{x} \in \mathcal{S} \cap \mathbb{S}_r(\mathbf{p})} \mathbf{1} \cdot d\mathbf{x}}, \quad (1)$$

where  $\mathcal{S} \cap \mathbb{S}_r(\mathbf{p})$  is the local surface region at  $\mathbf{p}$ , restricted by a sphere centered at  $\mathbf{p}$  with radius  $r$ . We set  $r = 0.1$  in our case. The ablation details are shown in the supplement.

The normal  $\mathbf{n}(\mathbf{p})$  at  $\mathbf{p}$  is estimated as the smallest eigenvector of  $C_r$ . The sign of each normal is computed by using the approach of [20].

Surface variation [33] at  $\mathbf{p}$  is denoted by  $\sigma_r(\mathbf{p})$ , in the following form:

$$\sigma_r(\mathbf{p}) = \frac{\lambda_1}{\lambda_1 + \lambda_2 + \lambda_3}, \quad (2)$$

where  $\lambda_1 \leq \lambda_2 \leq \lambda_3$  are the eigenvalues of  $C_r$ . Surface variation is a geometric feature that measures the local derivation at point  $\mathbf{p}$  in a neighborhood of size  $r$  on a given

surface  $\mathcal{S}$ . Its original and modified versions have been used as a robust feature descriptor for a variety of shape analysis and processing tasks, such as saliency extraction [32], curved feature extraction [34], shape segmentation [22], and shape simplification [33].

In the limit, i.e., when  $r \rightarrow 0$ ,  $\sigma_r(\mathbf{p})$  is related to the mean curvature [11]. By varying the radii of  $\mathbb{S}_r$ , multiscale surface variation descriptors can be constructed. In our work, we chose only single-scale surface variation for simplicity.

Although both surface normal and surface variation are derived from local PCA, they are complementary to each other in the sense that surface normal carries first-order differential property while surface variation carries second-order differential property due to its relation to mean curvature. We visualize both features in Fig. 3 and show more examples in supplement. In Sec. 4.3, we show that reconstructing surface normal and surface variation leads to better learned features than reconstructing one of them.

**Loss function** Point normals and surface variations represent first- and second-order surface properties. Their value intervals are also bounded: *surface normal has unit length; surface variation is non-negative and not greater than  $\frac{1}{3}$* . Their value-bounded properties are suitable for easy minimizing the deviation from the prediction to their ground truths, compared to using unbounded features such as curvatures. We denote the point normals and surface variations of  $\mathcal{P}_M$  by  $\mathcal{N}_M \in \mathbb{R}^{M \times 3}$  and  $\mathcal{V}_M \in \mathbb{R}^M$ , respectively. The loss function for pretraining the masked autoencoders is composed of two terms:

$$L_n = \|\mathcal{N}_M - \widehat{\mathcal{N}}_M\|_2^2; \quad (3)$$

$$L_v = \|\mathcal{V}_M - \widehat{\mathcal{V}}_M\|_1; \quad (4)$$

where  $\widehat{\mathcal{N}}_M$  and  $\widehat{\mathcal{V}}_M$  are the predicted versions of  $\mathcal{N}_M$  and  $\mathcal{V}_M$ , respectively. The total loss function  $L = \lambda_1 L_n + \lambda_2 L_v$ , where  $\lambda_1 = 1, \lambda_2 = 1$  in our case.

### 3.3. Encoder Design

Unlike most MAE-based approaches that are limited to ViT-based encoders, our approach is not restricted to any specific type of encoder. Common 3D encoders for point clouds are all supported, as long as the encoder outputs a set of learned features bind to spatial blocks, where spatial blocks could be point patches used for ViT-like transformer encoders [56, 31, 28, 58], set abstractions used by PointNet++-like encoders [36, 37], or coarse voxels used by sparse CNN-based encoders [43, 14, 10].

In the following, we briefly review these typical encoders and their adaption for our pretraining.

**ViT-based encoders** These encoders first embed point patches via PointNet [35], then send these patch tokens to a standard transformer that includes several multihead self-attention layers and feedforward layers. The transformer

outputs the fabricated token features, corresponding to every input point patch. The token feature  $\mathbf{f}_i$  and the patch center  $\mathbf{c}_i$  form a block feature pair  $B_i = \{\mathbf{f}_i, \mathbf{c}_i\}$ , which is needed by our decoder. Here we can call  $\mathbf{f}_i$  *block feature* and  $\mathbf{c}_i$  *block centroid*.

**PointNet++-like encoders** In these encoders, the network features are aggregated through a number of set abstraction levels. We take the learned features and the centroids at the coarsest set abstractions as block feature pairs.

**Sparse CNN-based encoders** These encoders apply 3D convolution on sparse voxels from the finest level to the coarsest level. Multiple convolution layers and resblocks are commonly used. We interpolate the coarse voxel features at the centroids of the unmasked patches and use these interpolated features and the patch centroids to form our block feature pairs.

As suggested by [31], the early leaking of masked point information to the network could jeopardize feature learning. We adopt this suggestion: feed the unmasked points to the encoder only, and leave the masked points to the decoder.

### 3.4. Decoder Design

**Decoder structure** We design an attention-based decoder to restore the target features at masked regions. The decoder takes the block feature pairs  $\mathcal{B} := \{B_i\}_{i=1}^b$  from the encoder and a query point set  $\mathcal{Q}$ , i.e., the masked point set  $\mathcal{P}_M$ . It is composed of a stack of  $l$  transformer blocks, where  $l = 4$  in our case (See Fig. 2). Each block contains a self-attention layer and a cross-attention layer. The self-attention layer takes the query points and their positional embeddings as input and outputs the per-query point features, denoted by  $\mathcal{S}^{in}$ . Then  $\mathcal{S}^{in}$  and the encoder block features  $\mathcal{B}$  are passed into the cross-attention layer, where  $\mathcal{S}^{in}$  serves as attention **query**, the block features serve as attention **key** and **value**, and the block centroids are the positional embedding of the block features. The output per-point features from the last block go through an MLP head to predict the target features at the query points.

**Efficacy of self-attention layers** At first glance, it is sufficient to use cross-attention layers only for predicting per-point features. The recent masked discrimination work [28] obeys this intuition for its decoder design, no information exchanged between different query points. Instead, we introduce the self-attention layer to propagate information over query points and use multiple attention blocks to strengthen the mutual relationship progressively. We found that our design significantly improves feature learning, as verified by our ablation study (see Sec. 4.3).

**Supporting of various encoders** In the above design, the decoder needs block feature pairs only from the encoder, thus having great potential to leverage various encoder

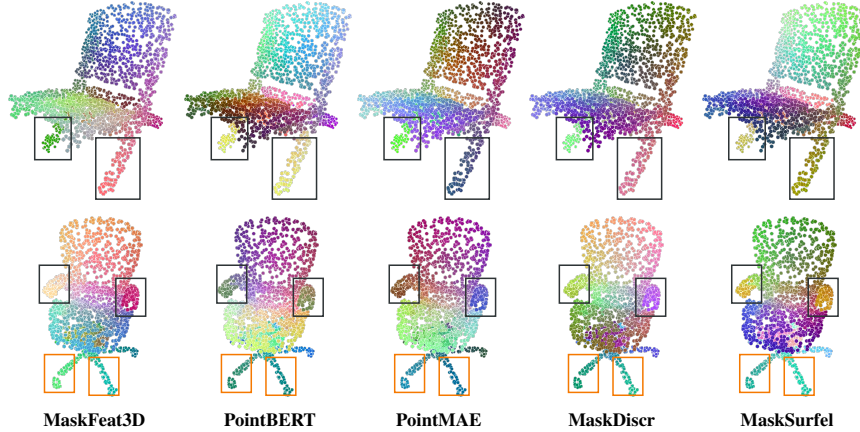


Figure 4: **Feature visualization of different pretrained approaches** including our MaskFeat3D, PointBERT [56], PointMAE [31], MaskDiscr [28], MaskSurfel [58]. Here, note that the absolute colors from different methods are not comparable as their feature spaces are not the same, instead the point color difference from the same method is a good visual measurement for assessing feature discriminativity. First row: By comparing the colors of the two front legs, we can see our pretrained network produces more discriminative features than PointBERT and MaskSurfel. Second row: It is clear the features on the different chair legs from our methods, as well as the features of two chair arms, are more discriminative.

structures, not limited to ViT-based transformer structures. This advantage is verified by our experiments (see Sec. 4).

#### Feature reconstruction versus position reconstruction

Note that our decoder and loss design do not explicitly model point positions, which are zero-order surface properties complementary to surface normals and surface variations. Instead, the decoder predicts feature values at query points. Therefore, the zero-order positional information is already encoded implicitly. This explains why our approach is superior to baseline approaches that reconstruct point positions for feature learning (See Sec. 4.2).

**Query point selection** Due to the quadratic complexity of self-attention, the computational cost for a full query set could be much higher. In practice, we can randomly choose a point subset from  $\mathcal{P}_M$  as the query set during training. By default, we use all masked points as queries.

## 4. Experiment Analysis

We conducted a series of experiments and ablation studies to validate the efficacy and superiority of our masked 3D feature prediction approach, in short **MaskFeat3D**, for point cloud pretraining.

### 4.1. Experiment Setup

**Pretraining dataset** We choose ShapeNet [7] dataset for our pretraining, following the practice of PointBERT [56] and previous 3D MAE-based approaches [31, 58, 28]. ShapeNet [7] contains 57 748 synthetic 3D shapes from 55 categories. We sample 50 000 points uniformly on each shape and select 128 nearest points from them for each point in the point cloud for constructing the local region to approximate surface variation. During pretraining, 2048 points are randomly sampled to create the point cloud.

**Network training** We integrated different encoders with our masked 3D feature prediction approach, including the ViT-based transformer used by [31], sparse-CNN-based encoder [10], and PointNeXt encoder [37] which is an advanced version of PointNet++. We implemented all pretraining models in PyTorch and used AdamW optimizer with  $10^{-4}$  weight decay. We use PointBERT’s masking strategy for ShapeNet pretraining, and the best masking ratio is 60% empirically. The number of transformer blocks in the decoder is 4. The learning rates of the encoder and the decoder are set to  $10^{-3}$  and  $10^{-4}$ , respectively. Standard data augmentation such as rotation, scaling, and translation are employed. All models were trained with 300 epochs on eight 16 GB Nvidia V100 GPUs. The total batch size is 64.

**Downstream Tasks** We choose shape classification and shape part segmentation tasks to validate the efficacy and generalizability of our pretrained networks.

- **Shape classification:** The experiments were carried out on two different datasets: ModelNet40 [49] and ScanObjectNN [40]. ModelNet40 is a widely used synthetic dataset that comprises 40 classes and contains 9832 training objects and 2468 test objects. In contrast, ScanObjectNN is a real-world scanned dataset that includes approximately 15 000 actual scanned objects from 15 classes. It is divided into three evaluation splits: OBJ-BG, OBJ-ONLY, and PB-T50-RS, with PB-T50-RS being the most challenging for recognition. As the domain gap between ShapeNet and ScanObjectNN is larger than that between ShapeNet and ModelNet40, the evaluation on ScanObjectNN is a good measure of the generalizability of pretrained networks.
- **Shape part segmentation** ShapeNetPart Dataset [55] contains 16 880 models from 16 shape categories, and

Method	ScanObjectNN			ShapeNetPart		ShapeNetPart(1% labels)	
	OBJ-BG	OBJ-ONLY	PB-T50-RS	ins. mIoU	cls. mIoU	ins. mIoU	cls. mIoU
Transformer <sup>†</sup> [56]	79.9	80.6	77.2	85.1	83.4	77.6	72.2
PointBERT [56]	87.4	88.1	83.1	85.6	84.1	79.2	73.9
MaskDiscr [28]	89.7	89.3	84.3	86.0	84.4	78.8	72.3
MaskSurfel [58]	91.2	89.2	85.7	86.1	84.4	-	-
PointMAE [31]	90.0	88.3	85.2	86.1	-	79.1	74.4
MaskFeat3D	<b>91.7</b>	<b>90.0</b>	<b>87.7</b>	<b>86.3</b>	<b>84.9</b>	<b>80.0</b>	<b>75.1</b>

Table 1: **Performance comparison of MAE-based approaches on downstream tasks.** All the methods use the same transformer backbone architecture. <sup>†</sup> represents the *from scratch* results and all other methods represent the *fine-tuning* results using pretrained weights.

Method	ScanObjectNN			ShapeNetPart	
	OBJ-BG	OBJ-ONLY	PB-T50-RS	ins. mIoU	cls. mIoU
PointNet [35]	73.3	79.2	68.0	-	-
PointNet++ [36]	82.3	84.3	77.9	85.1	81.9
PointCNN [27]	86.1	85.5	78.5	86.1	84.6
DGCNN [45]	82.8	86.2	78.1	85.2	82.3
MinkowskiNet [10]	84.1	86.1	80.1	85.3	83.2
PointTransformer [60]	-	-	-	86.6	83.7
PointMLP [30]	88.7	88.2	85.4	86.1	84.6
StratifiedTransformer [25]	-	-	-	86.6	85.1
PointNeXt [37]	91.9	91.0	88.1	87.1	84.7
Point-M2AE [57]	91.2	88.8	86.4	86.5	84.9
MaskFeat3D	91.7	90.0	87.7	86.3	84.9
MaskFeat3D (MinkowskiNet)	85.1	87.0	80.8	85.6	83.5
MaskFeat3D (PointNeXt)	<b>92.7</b>	<b>92.0</b>	<b>88.6</b>	<b>87.4</b>	<b>85.5</b>

Table 2: **Comparison with supervised methods.** Methods in the first section are supervised approaches.

each model has 2~6 parts. Following the standard evaluation protocol [36], 2048 points are sampled on each shape. For evaluation, we report per-class mean IoU (cls. mIoU) and mean IoU averaged over all test instances (ins. mIoU).

The training-and-test split of the above tasks follows existing works. For these downstream tasks, we employ the task-specific decoders proposed by PointMAE [31] and reload the pretrained weights for the encoder. Training details are provided in the supplemental material.

## 4.2. Efficacy of 3D Feature Prediction

We evaluate the efficiency of 3D feature prediction for MAE-based pretraining from two aspects: feature discriminativity and network performance.

### 4.2.1 Feature visualization

We assess the discriminativity of learned features by visualizing point features as follows. For a given point on a point cloud, we linearly interpolate block features at this point, using the inverse of its distance to the block

centroids as the interpolation weights. We then project all the interpolated point features into the 3D space, via T-SNE embedding [41]. The 3D space is treated as the RGB color space for assigning colors to points. Here, the block features are from the pretrained encoder, not finetuned on downstream tasks. The color difference between different points characterizes their feature differences, and distinguishable features are preferred by many downstream tasks. The first column of Fig. 4 shows the point features of two chair shapes learned by our approach using the ViT-based encoder.

We also visualize the point features learned by PointBERT [56] and other MAE-based pretraining approaches: PointMAE [31], MaskDiscr [28], MaskSurfel [58], where all these methods use a similar ViT-based encoder. Fig. 4 shows that our learned features are more discriminative than other methods. For instance, the legs of the chair in the first row from our method — MaskFeat3D, are more distinguishable than the results of PointBert and MaskSurfel, because of their clear color difference; the two arms and different legs in the second row from MaskFeat3D are also more discriminative than those from other methods. More examples are provided in the



Method	Acc. (%)
3D-GAN [47]	83.3
Latent-GAN [1]	85.7
SO-Net [26]	87.3
MAP-VAE [16]	88.4
Jigsaw [39]	84.1
FoldingNet [54]	88.4
DGCNN + OcCo [42]	89.7
DGCNN + STRL [23]	90.9
DGCNN + IAE [52]	92.1
Point-M2AE [57]	92.9
Transformer + OcCo* [42]	89.6
PointBERT [56]*	87.4
PointMAE [31]*	88.5
MaskFeat3D*	<b>91.1</b>

Table 3: **Linear evaluation for shape classification on ModelNet40.** This task is sensitive to the encoder backbone. Different \* methods use the same Transformer encoder backbone.

supplementary material.

#### 4.2.2 Network performance

The advantages in learning discriminative features by our masked feature prediction approach are further verified by its superior performance in downstream tasks.

**Comparison with MAE-based approaches** We compare our approach with other MAE-based approaches that use the same encoder structure. Tab. 1 reports that: (1) the performance of all MAE-based methods surpasses their supervised baseline – PointViT; (2) our strategy of reconstructing point features instead of point positions yields significant improvements in ScannObjectNN classification, improving overall accuracy on the most challenging split, PB-T50-RS, from 85.7% (MaskSurfel) to 87.7%, and showing consistent improvements on other splits and ShapeNetPart segmentation.

We also compare the performance of our approach with PointBERT [56], PointMAE [31], and MaskDiscr [28] on ShapeNetPart segmentation with less labeled data. In this experiment, we randomly select 1% labeled data from each category, and finetune the network with all selected data. The performance is reported in Tab. 1, which shows that using our pretrained network leads to much better performance than the baseline methods.

**Comparison with supervised approaches** Compared with state-of-the-art supervised methods, our approach again achieves superior performance than most existing works as seen from Tab. 2, including PointNet++ [36], PointCNN [27], DGCNN [45], MinkowskiNet [10], PointTransformer [60] and PointMLP [30]. It is only inferior to the approaches that use advanced encoder structures such as stratified

Method	5-way		10-way	
	10-shot	20-shot	10-shot	20-shot
DGCNN <sup>†</sup> [45]	31.6 ± 2.8	40.8 ± 4.6	19.9 ± 2.1	16.9 ± 1.5
OcCo [42]	90.6 ± 2.8	92.5 ± 1.9	82.9 ± 1.3	86.5 ± 2.2
CrossPoint [2]	92.5 ± 3.0	94.9 ± 2.1	83.6 ± 5.3	87.9 ± 4.2
Transformer <sup>†</sup> [56]	87.8 ± 5.2	93.3 ± 4.3	84.6 ± 5.5	89.4 ± 6.3
OcCo [42]	94.0 ± 3.6	95.9 ± 2.3	89.4 ± 5.1	92.4 ± 4.6
PointBERT [56]	94.6 ± 3.1	96.3 ± 2.7	91.0 ± 5.4	92.7 ± 5.1
MaskDiscr [28]	95.0 ± 3.7	97.2 ± 1.7	91.4 ± 4.0	93.4 ± 3.5
PointMAE [31]	96.3 ± 2.5	97.8 ± 1.8	92.6 ± 4.1	95.0 ± 3.0
MaskFeat3D	<b>97.1 ± 2.1</b>	<b>98.4 ± 1.6</b>	<b>93.4 ± 3.8</b>	<b>95.7 ± 3.4</b>

Table 4: **Few-shot classification on ModelNet40.** We report the average accuracy (%) and standard deviation (%) of 10 independent experiments.

transformer [25] and PointNeXt [37].

**Encoder replacement** To make a more fair comparison, we replaced the PointViT encoder with the PointNeXt’s encoder, and retrained our pretraining network, denoted as MaskFeat3D (PointNeXt). From Tab. 2, we can see that our pretraining approach with this enhanced encoder can yield SOTA performance on all the downstream tasks, surpassing PointNeXt trained from scratch. Its performance is also much better than the recent 3D MAE work—Point-M2AE [57] which employs multiscale autoencoder and the multiscale masking strategy to improve pretraining. We also used MinkowskiNet [10] as our pretraining encoder, the performance gain over MinkowskiNet trained from scratch is +0.7% overall accuracy improvement on ScanObjectNN classification, and +0.3% on ShapeNetPart segmentation. Please refer to the supplementary material for details.

**Linear SVM** We also evaluate the performance of different pretrained networks by fixing the pretrained weights and using linear SVMs on ModelNet40 classification (see Tab. 3). Compared with other MAE-based approaches that use the same ViT-based encoder structure, our approach achieves the best classification accuracy.

**Few-shot Classification** To perform few-shot classification on ModelNet40, we adopt the “K-way N-shot” settings as described in prior work [42, 56, 31]. Specifically, we randomly choose K out of the 40 available classes and sample N+20 3D shapes per class, with N shapes used for training and 20 for testing. We evaluate the performance of MaskFeat3D under four few-shot settings: 5-way 10-shot, 5-way 20-shot, 10-way 10-shot, and 10-way 20-shot. To mitigate the effects of random sampling, we conduct 10 independent runs for each few-shot setting and report the mean accuracy and standard deviation. Our approach shows significant improvement on all settings.

Overall, the improvements of our approach are consistent across different backbone encoders and datasets.

(a) Decoder depth		(b) Data augmentation			(c) Mask ratio		(d) Decoder attention		(e) Query point ratio		
# blocks	ScanNN	rot	scale	trans	ScanNN	ratio	ScanNN	attention type	ScanNN	query/mask	ScanNN
1	85.8	✓	-	-	87.0	40%	86.8	cross only	85.7	25%	85.7
2	86.2	-	✓	-	85.9	60%	<b>87.7</b>	cross+self	<b>87.7</b>	50%	86.2
4	<b>87.7</b>	✓	✓	-	<b>87.7</b>	90%	86.5			75%	86.6
8	87.5	-	✓	✓	85.1					100%	<b>87.7</b>
12	87.1	✓	✓	✓	86.7						

Table 5: **Ablation studies of our design choices.** Please refer to Sec. 4.3 for a detailed analysis.

Method	Target Feature	ScanNN
PointMAE	position only	85.2
	position + normal*	85.7
	position + surface variation*	85.9
	position + normal + variation*	86.0
MaskFeat3D	normal	86.5
	surface variation	87.0
	normal + variation	<b>87.7</b>

Table 6: **Ablation study on different features.** \* uses position-index matching [58] for feature loss computation.

### 4.3. Ablation Study

We proceed to present an ablation study to justify various design choices. For simplicity, we choose the shape classification task on ScanObjectNN, where the gaps under different configurations are salient and provide meaningful insights on the pros and cons of various design choices.

**Decoder design** The primary question that arises is whether it is essential to disregard point position recovery. PointMAE’s decoder follows a standard ViT-like architecture, utilizing a fully connected (FC) layer to directly predict the masked point coordinates. We implemented this decoder to predict our target features. However, since their decoder design does not encode masked point position, it cannot solely predict target features without predicting point position. To address this, we follow the approach proposed in [58] and employ position-index matching for feature loss computation. As shown in Tab. 6, even though incorporating point features as the predicting target can enhance performance, the overall performance still significantly lags behind our design. This experiment highlights the significance of both point feature prediction and disregarding point position recovery.

**Target feature choice** In Tab. 6, the experiment shows that: (1) All combinations of point normal and surface variation can yield significant improvements over existing MAE approaches that recover point positions (*cf.* Tab. 1); (2) using both point normals and surface variations yields the best performance. As discussed in Sec. 3.2, this is due to the fact that they correspond to first- and second-order differential properties. They are relevant but complementary to each other. Therefore, reconstructing them together forces the encoder to learn more informative features than merely reconstructing one of them.

**Decoder depth** Tab. 5-a varies the number of transformer blocks (decoder depth). A sufficient deep decoder is necessary for feature learning. Increasing the number of blocks from 2 to 4 provides +1.5% improvement on ScanObjectNN classification task. The performance drops when increasing the depth further, due to the overfitting issue. Interestingly, we note that a 1-block decoder can strongly achieve 85.8% accuracy, which is still higher than the runner-up method (PointMAE).

**Data augmentation** Tab. 5-b studies three traditional data augmentation methods: rotation, scaling, and translation. Since the standard scaling could change the surface normal and variation, we scale the shape by using the same factor on 3 different axis. The experiments show that rotation and scaling play a more important role.

**Masking ratio.** Tab. 5-c varies the masking ratio of input point cloud, which is another important factor on our approach. When the masking ratio is too large, *e.g.*, 90%, the remaining part contains too limited information, which makes the task too hard to complete. When masking ratio is too small, *e.g.*, 40%, the task becomes too simple and impedes the feature learning. In our experiments, masking ratio=60% shows the best performance.

**Decoder block design** We tested whether the self-attention layer in our decoder is essential. By simply removing self-attention layers and using cross-attention layers only, we find that the performance has a large drop (-2.0), see Tab. 5-d.

**Number of query points** Finally, we varied the number of query points used by our decoder to see how it affects the network performance. Tab. 5-e shows that more query points lead to better performance. Here, “query/mask” is the ratio of selected query points with respect to the total number of masked points.

### 4.4. Scene-level Pretraining Extension

In principle, masked point cloud autoencoders could be scaled to noisy, large-scale point clouds. Additionally, we conducted an extension experiment on real-world scene-level data to evaluate our approach. Specifically, we pretrained our model on the ScanNet [12] dataset and evaluated its performance on 3D object detection and indoor semantic segmentation tasks using the S3DIS [3] dataset. The training details can be found in the supplementary material. In this



Method	Sem Seg		Detection	
	mIoU	OA	mAP <sub>0.25</sub>	mAP <sub>0.5</sub>
PointNeXt <sup>†</sup> [37]	70.8	90.7	-	-
MaskFeat3D	<b>71.7</b>	<b>91.7</b>	-	-
FCAF3D <sup>†</sup> [38]	-	-	66.7	45.9
MaskFeat3D	-	-	<b>71.6</b>	<b>49.2</b>

Table 7: **Area 5 Semantic segmentation and detection results on S3DIS.** <sup>†</sup> represents the *from scratch* results and MaskFeat3D in the same section represents the *fine-tuning* results using pretrained weights under same backbone.

experiment, we observed that surface normal has a minor influence on the pre-training, while surface variation remains a robust feature. Moreover, we discovered that color signal could be an effective target feature. Hence, we pre-trained our model with surface variation and color as the target features, and then fine-tuned the pre-trained encoder on the downstream tasks. As shown in Table 7, we choose two most recent works, PointNeXt [37] and FCAF3D [38] on objection detection and semantic segmentation tasks as the network backbones respectively, and our model exhibits consistent improvements in both tasks, which further proves the generalizability of our approach on noisy, large-scale point clouds. Although the concrete scene-level experiments are not the main focus of this paper, the results indicate that this is a promising direction.

## 5. Conclusion

Our study reveals that restoration of masked point location is not essential for 3D MAE training. By predicting geometric features such as surface normals and surface variations at the masked points via our cross-attention-based decoder, the performance of 3D MAEs can be improved significantly, as evaluated through extensive experiments and downstream tasks. Moreover, the performance gains remain consistent when using different encoder backbones. We hope that our study can inspire future research in the development of robust MAE-based 3D backbones.

## References

[1] Panos Achlioptas, Olga Diamanti, Ioannis Mitliagkas, and Leonidas Guibas. Learning representations and generative models for 3d point clouds. In *International conference on machine learning*, pages 40–49. PMLR, 2018.

[2] Mohamed Afham, Isuru Dissanayake, Dinithi Dissanayake, Amaya Dharmasiri, Kanchana Thilakarathna, and Ranga Rodrigo. Crosspoint: Self-supervised cross-modal contrastive learning for 3d point cloud understanding. In *Proceedings of the IEEE/CVF Conference on Computer Vision and Pattern Recognition*, pages 9902–9912, 2022.

[3] Iro Armeni, Ozan Sener, Amir R Zamir, Helen Jiang, Ioannis Brilakis, Martin Fischer, and Silvio Savarese. 3d semantic parsing of large-scale indoor spaces. In *Proceedings of the IEEE conference on computer vision and pattern recognition*, pages 1534–1543, 2016.

[4] Hangbo Bao, Li Dong, Songhao Piao, and Furu Wei. BEiT: BERT pre-training of image transformers. In *ICLR*, 2022.

[5] Tom B Brown, Benjamin Mann, Nick Ryder, Melanie Subbiah, Jared Kaplan, Prafulla Dhariwal, Arvind Neelakantan, Pranav Shyam, Girish Sastry, Amanda Askell, et al. Language models are few-shot learners. In *NeurIPS*, 2020.

[6] Emanuele Bugliarelli, Ryan Cotterell, Naoaki Okazaki, and Desmond Elliott. Multimodal pretraining unmasked: A meta-analysis and a unified framework of vision-and-language BERTs. *Transactions of the Association for Computational Linguistics*, 9, 2021.

[7] Angel X. Chang, Thomas Funkhouser, Leonidas Guibas, Pat Hanrahan, Qixing Huang, Zimo Li, Silvio Savarese, Manolis Savva, Shuran Song, Hao Su, Jianxiong Xiao, Li Yi, and Fisher Yu. ShapeNet: An information-rich 3D model repository. arxiv:1512.03012, 2015.

[8] Ting Chen, Simon Kornblith, Mohammad Norouzi, and Geoffrey Hinton. A simple framework for contrastive learning of visual representations. In *ICML*, 2020.

[9] Xinlei Chen and Kaiming He. Exploring simple siamese representation learning. In *CVPR*, 2021.

[10] Christopher B. Choy, JunYoung Gwak, and Silvio Savarese. 4d spatio-temporal convnets: Minkowski convolutional neural networks. In *CVPR*, pages 3075–3084, 2019.

[11] Ulrich Clarenz, Martin Rumpf, and Alexandru Telea. Robust feature detection and local classification for surfaces based on moment analysis. *IEEE Trans. Vis. Comput. Graphics*, 10(5):516–524, 2004.

[12] Angela Dai, Angel X. Chang, Manolis Savva, Maciej Halber, Thomas A. Funkhouser, and Matthias Nießner. ScanNet: Richly-annotated 3D reconstructions of indoor scenes. In *CVPR*, pages 2432–2443, 2017.

[13] Jacob Devlin, Ming-Wei Chang, Kenton Lee, and Kristina Toutanova. BERT: Pre-training of deep bidirectional transformers for language understanding. In *ACL*, pages 4171–4186, Stroudsburg, PA, USA, 2019.

[14] Benjamin Graham, Martin Engelcke, and Laurens van der Maaten. 3D semantic segmentation with submanifold sparse convolutional networks. In *CVPR*, 2018.

[15] Jean-Bastien Grill, Florian Strub, Florent Altché, Corentin Tallec, Pierre H. Richemond, Elena Buchatskaya, Carl Doersch, Bernardo Avila Pires, Zhaohan Daniel Guo, Mohammad Gheshlaghi Azar, Bilal Piot, Koray Kavukcuoglu, Rémi Munos, and Michal Valko. Bootstrap your own latent: A new approach to self-supervised learning. In *NeurIPS*, 2020.

[16] Zhizhong Han, Xiyang Wang, Yu-Shen Liu, and Matthias Zwicker. Multi-angle point cloud-vae: Unsupervised feature learning for 3d point clouds from multiple angles by joint self-reconstruction and half-to-half prediction. In *2019 IEEE/CVF International Conference on Computer Vision (ICCV)*, pages 10441–10450. IEEE, 2019.

[17] Kaiming He, Xinlei Chen, Saining Xie, Yanghao Li, Piotr Dollár, and Ross B. Girshick. Masked autoencoders are scalable vision learners. In *CVPR*, pages 15979–15988, 2022.

- [18] Kaiming He, Haoqi Fan, Yuxin Wu, Saining Xie, and Ross Girshick. Momentum contrast for unsupervised visual representation learning. In *CVPR*, 2020.
- [19] Georg Hess, Johan Jaxing, Elias Svensson, David Hagerman, Christoffer Petersson, and Lennart Svensson. Masked autoencoders for self-supervised learning on automotive point clouds. arXiv:2207.00531, 2022.
- [20] Hugues Hoppe, Tony DeRose, Tom Duchamp, John Alan McDonald, and Werner Stuetzle. Surface reconstruction from unorganized points. In *SIGGRAPH*, pages 71–78. ACM, 1992.
- [21] Ji Hou, Benjamin Graham, Matthias Nießner, and Saining Xie. Exploring data-efficient 3D scene understanding with contrastive scene contexts. In *CVPR*, 2021.
- [22] Qi-Xing Huang, Simon Flöry, Natasha Gelfand, Michael Hofer, and Helmut Pottmann. Reassembling fractured objects by geometric matching. *ACM Trans. Graph.*, 25(3):569–578, 2006.
- [23] Siyuan Huang, Yichen Xie, Song-Chun Zhu, and Yixin Zhu. Spatio-temporal self-supervised representation learning for 3d point clouds. In *Proceedings of the IEEE/CVF International Conference on Computer Vision*, pages 6535–6545, 2021.
- [24] Hamid Laga, Yulan Guo, Hedi Tabia, Robert B Fisher, and Mohammed Bannamoun. *3D Shape analysis: fundamentals, theory, and applications*. John Wiley & Sons, 2018.
- [25] Xin Lai, Jianhui Liu, Li Jiang, Liwei Wang, Hengshuang Zhao, Shu Liu, Xiaojuan Qi, and Jiaya Jia. Stratified transformer for 3d point cloud segmentation. In *CVPR*, pages 8500–8509, 2022.
- [26] Jiaxin Li, Ben M Chen, and Gim Hee Lee. So-net: Self-organizing network for point cloud analysis. In *Proceedings of the IEEE conference on computer vision and pattern recognition*, pages 9397–9406, 2018.
- [27] Yangyan Li, Rui Bu, Mingchao Sun, Wei Wu, Xinhan Di, and Baoquan Chen. PointCNN: Convolution on X-transformed points. In *NeurIPS*, pages 828–838, 2018.
- [28] Haotian Liu, Mu Cai, and Yong Jae Lee. Masked discrimination for self-supervised learning on point clouds. In *ECCV*, 2022.
- [29] Xiao Liu, Fanjin Zhang, Zhenyu Hou, Li Mian, Zhaoyu Wang, Jing Zhang, and Jie Tang. Self-supervised learning: Generative or contrastive. *IEEE Transactions on Knowledge and Data Engineering*, 2021.
- [30] Xu Ma, Can Qin, Haoxuan You, Haoxi Ran, and Yun Fu. Rethinking network design and local geometry in point cloud: A simple residual MLP framework. In *ICLR*, 2022.
- [31] Yatian Pang, Wenxiao Wang, Francis E. H. Tay, W. Liu, Yonghong Tian, and Liuliang Yuan. Masked autoencoders for point cloud self-supervised learning. In *ECCV*, 2022.
- [32] Mark Pauly and Markus Gross. Spectral processing of point-sampled geometry. In *SIGGRAPH*, pages 379–386, 2001.
- [33] Mark Pauly, Markus Gross, and Leif P. Kobbelt. Efficient simplification of point-sampled surfaces. In *Proceedings of the Conference on Visualization*, pages 163–170, 2002.
- [34] Mark Pauly, Richard Keiser, and Markus Gross. Multi-scale Feature Extraction on Point-Sampled Surfaces. *Computer Graphics Forum*, 2003.
- [35] Charles R Qi, Hao Su, Kaichun Mo, and Leonidas J Guibas. PointNet: Deep learning on point sets for 3D classification and segmentation. In *CVPR*, pages 652–660, 2017.
- [36] Charles R. Qi, Li Yi, Hao Su, and Leonidas J. Guibas. PointNet++: Deep hierarchical feature learning on point sets in a metric space. In *NeurIPS*, pages 5105–5114, 2017.
- [37] Guocheng Qian, Yuchen Li, Houwen Peng, Jinjie Mai, Hasan Abed Al Kader Hammoud, Mohamed Elhoseiny, and Bernard Ghanem. PointNeXt: Revisiting PointNet++ with improved training and scaling strategies. In *NeurIPS*, 2022.
- [38] Danila Rukhovich, Anna Vorontsova, and Anton Konushin. Fcaf3d: fully convolutional anchor-free 3d object detection. In *Computer Vision–ECCV 2022: 17th European Conference, Tel Aviv, Israel, October 23–27, 2022, Proceedings, Part X*, pages 477–493. Springer, 2022.
- [39] Jonathan Sauder and Bjarne Sievers. Self-supervised deep learning on point clouds by reconstructing space. *Advances in Neural Information Processing Systems*, 32, 2019.
- [40] Mikaela Angelina Uy, Quang-Hieu Pham, Binh-Son Hua, Duc Thanh Nguyen, and Sai-Kit Yeung. Revisiting point cloud classification: A new benchmark dataset and classification model on real-world data. In *ICCV*, pages 1588–1597. IEEE, 2019.
- [41] Laurens van der Maaten and Geoffrey Hinton. Visualizing data using t-sne. *Journal of Machine Learning Research*, 9(86):2579–2605, 2008.
- [42] Hanchen Wang, Qi Liu, Xiangyu Yue, Joan Lasenby, and Matt J Kusner. Unsupervised point cloud pre-training via occlusion completion. In *ICCV*, pages 9782–9792, 2021.
- [43] Peng-Shuai Wang, Yang Liu, Yu-Xiao Guo, Chun-Yu Sun, and Xin Tong. O-CNN: Octree-based convolutional neural networks for 3D shape analysis. *ACM Trans. Graph.*, 36(4), 2017.
- [44] Peng-Shuai Wang, Yu-Qi Yang, Qian-Fang Zou, Zhirong Wu, Yang Liu, and Xin Tong. Unsupervised 3D learning for shape analysis via multiresolution instance discrimination. In *AAAI*, 2021.
- [45] Yue Wang, Yongbin Sun, Ziwei Liu, Sanjay E. Sarma, Michael M. Bronstein, and Justin M. Solomon. Dynamic graph cnn for learning on point clouds. *ACM Trans. Graph.*, 38(5), 2019.
- [46] Chen Wei, Haoqi Fan, Saining Xie, Chao-Yuan Wu, Alan Yuille, and Christoph Feichtenhofer. Masked feature prediction for self-supervised visual pre-training. In *CVPR*, pages 14668–14678, 2022.
- [47] Jiajun Wu, Chengkai Zhang, Tianfan Xue, Bill Freeman, and Josh Tenenbaum. Learning a probabilistic latent space of object shapes via 3d generative-adversarial modeling. *Advances in neural information processing systems*, 29, 2016.
- [48] Jiajun Wu, Chengkai Zhang, Tianfan Xue, William T. Freeman, and Joshua B. Tenenbaum. Learning a probabilistic latent space of object shapes via 3D generative-adversarial modeling. In *NeurIPS*, 2016.
- [49] Zhirong Wu, Shuran Song, Aditya Khosla, Fisher Yu, Linguang Zhang, Xiaoou Tang, and Jianxiong Xiao. 3D ShapeNets: A deep representation for volumetric shapes. In *CVPR*, pages 1912–1920. IEEE Computer Society, 2015.

- [50] Zhirong Wu, Yuanjun Xiong, Stella X. Yu, and Dahua Lin. Unsupervised feature learning via non-parametric instance discrimination. In *CVPR*, 2018.
- [51] Saining Xie, Jiatao Gu, Demi Guo, Charles R. Qi, Leonidas J Guibas, and Or Litany. PointContrast: Unsupervised pre-training for 3D point cloud understanding. *ECCV*, 2020.
- [52] Siming Yan, Zhenpei Yang, Haoxiang Li, Li Guan, Hao Kang, Gang Hua, and Qixing Huang. Implicit autoencoder for point cloud self-supervised representation learning. *arXiv preprint arXiv:2201.00785*, 2022.
- [53] Yaoqing Yang, Chen Feng, Yiru Shen, and Dong Tian. FoldingNet: Point cloud auto-encoder via deep grid deformation. In *CVPR*, 2018.
- [54] Yaoqing Yang, Chen Feng, Yiru Shen, and Dong Tian. Foldingnet: Point cloud auto-encoder via deep grid deformation. In *Proceedings of the IEEE conference on computer vision and pattern recognition*, pages 206–215, 2018.
- [55] Li Yi, Vladimir G. Kim, Duygu Ceylan, I-Chao Shen, Mengyan Yan, Hao Su, Cewu Lu, Qixing Huang, Alla Sheffer, and Leonidas Guibas. A scalable active framework for region annotation in 3d shape collections. *ACM Trans. Graph.*, 35(6), 2016.
- [56] Xumin Yu, Lulu Tang, Yongming Rao, Tiejun Huang, Jie Zhou, and Jiwen Lu. Point-BERT: Pre-training 3D point cloud transformers with masked point modeling. In *CVPR*, pages 19313–19322, June 2022.
- [57] Renrui Zhang, Ziyu Guo, Peng Gao, Rongyao Fang, Bin Zhao, Dong Wang, Yu Qiao, and Hongsheng Li. Point-m2ae: Multi-scale masked autoencoders for hierarchical point cloud pre-training. In *NeurIPS*, 2022.
- [58] Yabin Zhang, Jiehong Lin, Chenhong He, Yongwei Chen, Kui Jia, and Lei Zhang. Masked surfel prediction for self-supervised point cloud learning. *arXiv:2207.03111*, 2022.
- [59] Zaiwei Zhang, Rohit Girdhar, Armand Joulin, and Ishan Misra. Self-supervised pretraining of 3D features on any point-cloud. In *ICCV*, 2021.
- [60] Hengshuang Zhao, Li Jiang, Jiaya Jia, Philip HS Torr, and Vladlen Koltun. Point transformer. In *ICCV*, pages 16259–16268, 2021.
- [61] Jinghao Zhou, Chen Wei, Huiyu Wang, Wei Shen, Cihang Xie, Alan Yuille, and Tao Kong. ibot: Image bert pre-training with online tokenizer. *ICLR*, 2022.