

# Deep Metric Multi-View Hashing for Multimedia Retrieval

Jian Zhu  
Zhejiang Lab  
Hangzhou, Zhejiang, China  
qijian.zhu@zhejianglab.com

Xiaohu Ruan  
vivo AI lab  
Hangzhou, Zhejiang, China  
xiaohu.ruan@vivo.com

Yongli Cheng  
Fuzhou University  
Fuzhou, Fujian, China  
chengyongli@fzu.edu.cn

Zhangmin Huang  
Zhejiang Lab  
Hangzhou, Zhejiang, China  
zmhuang@zhejianglab.com

Yu Cui  
Zhejiang Lab  
Hangzhou, Zhejiang, China  
cui.yu@zhejianglab.com

Lingfang Zeng\*  
Zhejiang Lab  
Hangzhou, Zhejiang, China  
zenglf@zhejianglab.com

arXiv:2304.06358v1 [cs.CV] 13 Apr 2023

**Abstract**—Learning the hash representation of multi-view heterogeneous data is an important task in multimedia retrieval. However, existing methods fail to effectively fuse the multi-view features and utilize the metric information provided by the dissimilar samples, leading to limited retrieval precision. Current methods utilize weighted sum or concatenation to fuse the multi-view features. We argue that these fusion methods cannot capture the interaction among different views. Furthermore, these methods ignored the information provided by the dissimilar samples. We propose a novel deep metric multi-view hashing (DMMVH) method to address the mentioned problems. Extensive empirical evidence is presented to show that gate-based fusion is better than typical methods. We introduce deep metric learning to the multi-view hashing problems, which can utilize metric information of dissimilar samples. On the MIR-Flickr25K, MS COCO, and NUS-WIDE, our method outperforms the current state-of-the-art methods by a large margin (up to 15.28 mean Average Precision (mAP) improvement).

**Index Terms**—Multi-view hash, Multi-modal hash, Deep metric learning, Multimedia retrieval

## I. INTRODUCTION

Multi-view hashing is utilized to solve multimedia retrieval problems. A well-designed multi-view hashing algorithm can dramatically improve the precision of multimedia retrieval tasks. Different from single-view hashing, which only searches in a single-view way, multi-view hashing can utilize data from different sources (e.g., image, text, audio, and video). Multi-view hashing representation learning first extracts heterogeneous features from different views, then fuses multi-view features to capture a global representation of different views.

Current multi-view hashing algorithms suffer from low retrieval precision. It is mainly caused by the following two aspects. First, the fusion of multi-view features is insufficient for current multi-view hashing algorithms. To get a global representation, typical multi-view hashing methods (e.g., Deep Collaborative Multi-View Hashing) (DCMVH) [1], Flexible Multi-modal Hashing (FMH) [2]) utilizes weighted sum or

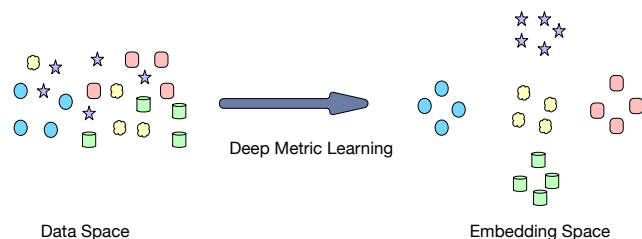


Fig. 1: A schematic of deep metric learning. The inputs are randomly distributed in the data space. Deep metric learning projects the inputs to the embedding space, where the embeddings are allocated concerning their semantic meaning.

concatenation to fuse the multi-view features. The relationship between the texts and images is ignored during the fusing process, which incurs a weak expressiveness of the obtained global representation. Second, current methods are confined by the information provided by similar samples. The importance of measuring the distance between dissimilar samples is underrated. For instance, Flexible Graph Convolutional Multi-modal Hashing (FGCMH) [3] is a GCN-based [4] multi-view hashing method, which constructs the edges of a graph based on similarity and aggregates features of adjacent nodes. Hence, dissimilar samples do not play a role during this procedure.

We propose a *Deep Metric Multi-View Hashing* method termed DMMVH. It takes advantage of Context Gating [5] to learn the interaction and dependency between the image and text features. Unlike typical methods, DMMVH fuses multi-view features into a global representation without losing dependency on these features. Moreover, deep metric learning is introduced to DMMVH. As shown in Fig. 1, initially, samples are distributed randomly in the raw data space. Using deep metric learning, semantically similar samples are close to one another, while dissimilar samples are pushed away. To utilize the distance information of dissimilar samples, we design a deep metric loss function. Furthermore, we introduce a

\*Lingfang Zeng is the corresponding author.

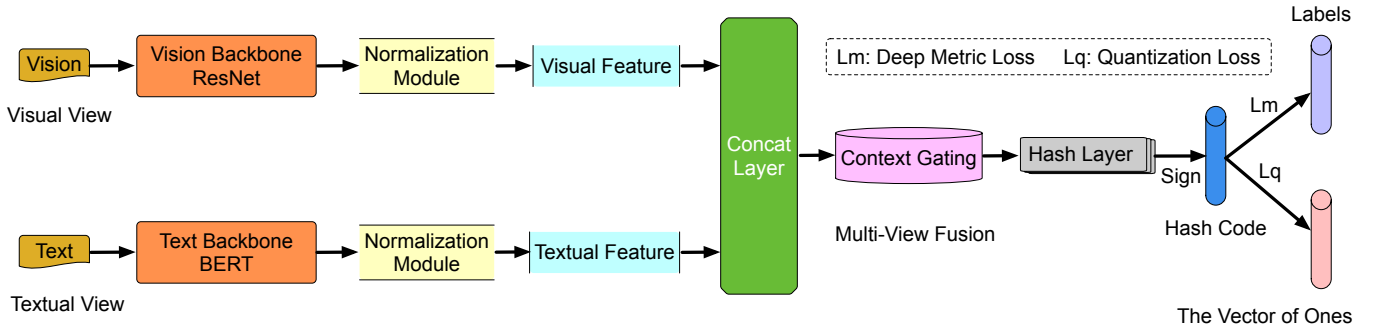


Fig. 2: The flow chart of the DMMVH method. The image and text features are extracted by ResNet and BERT, respectively. The features are normalized by the normalization module and concatenated together. Multi-view fusion module performs Context Gating on the concatenated features and fuses multi-view features while preserving the dependency. Finally, the hash layer produces a hash code based on the fused representation.

hyper-parameter to reduce the complexity of the designed loss function. The optimal embedding space is obtained through deep metric learning, which follows the semantics-preservation principle of hash representation learning.

We evaluate our method on MIR-Flickr25K, MS COCO, and NUS-WIDE datasets in multi-view hash representation learning benchmarks. The proposed method provides up to 15.28% mAP improvement in benchmarks.

Our main contributions are as follows:

- We propose a novel multi-view hash method, which achieves state-of-the-art results in multimedia retrieval.
- We take advantage of Context Gating to learn a better global representation of different views to address the insufficient fusion problem.
- Deep metric learning is introduced to multi-view hashing for the first time. A deep metric loss with linear complexity is designed and optimized.

## II. THE PROPOSED METHODOLOGY

DMMVH aims to utilize a newly designed deep metric loss to train a deep multi-view hashing network. We first present the deep multi-view hashing network, which deeply fuses the multi-view features into a global representation. Then the new deep metric loss is turned to illustrate. Eventually, a hyper-parameter  $\lambda$  is introduced to reduce the complexity.

### A. Deep Multi-View Hashing Network

Deep multi-view hashing network is designed to convert multi-view data into hash code. As shown in Fig. 2, DMMVH consists of a vision backbone, text backbone, normalization modules, multi-view fusion module, and a hash layer. These modules are described in detail below.

- 1) **Vision Backbone:** Deep ResNet [6] is employed to produce visual features.
- 2) **Text Backbone:** The BERT-base [7] is utilized to extract text features.
- 3) **Normalization Module:** Normalization module projects multi-view features (visual and text features) into the same dimension and threshold.

- 4) **Multi-View Fusion Module:** We employ Context Gating to fuse the concatenated visual and text features. The multi-view fusion module projects the input multi-view features into a new global representation as:

$$X_{\text{fusion}} = \sigma(w_{\text{fusion}}X_{\text{concat}} + b_{\text{fusion}}) \circ X_{\text{concat}}, \quad (1)$$

where  $X_{\text{concat}} \in \mathbb{R}^n$  is the multi-view feature vector,  $\sigma$  is the element-wise sigmoid activation, and  $\circ$  is the element-wise multiplication.  $w_{\text{fusion}} \in \mathbb{R}^{n \times n}$  and  $b_{\text{fusion}} \in \mathbb{R}^n$  are trainable parameters. The vector of weights  $\sigma(w_{\text{fusion}}X_{\text{concat}} + b_{\text{fusion}}) \in [0, 1]$  represents a set of learned gates applied to the individual dimensions of the input feature  $X_{\text{concat}}$ .

- 5) **Hash Layer:** A linear layer with a tanh activation is hired as the hash layer, which can be represented as  $h_{k\text{-bit}} = \text{sgn}[\tanh(w_{\text{hash}}X_{\text{fusion}} + b_{\text{hash}})]$ , where  $\text{sgn}$  represents the signum function.  $w_{\text{hash}} \in \mathbb{R}^{n \times n}$  and  $b_{\text{hash}} \in \mathbb{R}^n$  are trainable parameters. The output has the same number of dimensions as the hash code.

### B. Deep Metric Loss

Assume that the training dataset  $\mathcal{X} = \{(x_i, y_i)\}_{i=1}^N$ , where  $x_i \in \mathbb{R}^D$  is a multi-view instance and  $y_i$  denotes the category information of  $x_i$ . Furthermore,  $F: x \mapsto h$  denotes the deep multi-view hashing network, which maps the input space  $\mathbb{R}^D$  to  $K$ -bit Hamming space  $\{-1, 1\}^K$ .

Let  $h_i = F(x_i)$  be the hash code of  $x_i$ . Then, we have an elegant linear relationship between Hamming distance  $\text{dist}_H(\cdot, \cdot)$  and inner product  $\langle \cdot, \cdot \rangle$

$$\text{dist}_H(h_i, h_j) = \frac{1}{2}(K - \phi_{ij}), \quad (2)$$

where  $\phi_{ij} = \langle h_i, h_j \rangle$ . For  $x_i$ , its label  $y_i \in \{0, 1\}^C$  and  $C$  is the number of categories. Notice that, one sample may belong to multiple categories. Given the semantic label information, the pairwise similarity matrix  $S = \{s_{ij}\}$  can be defined as follows: if  $x_i$  and  $x_j$  are semantically similar then  $s_{ij} = 1$ , otherwise,  $s_{ij} = 0$ .

Provided the matrix  $\Phi = (\phi_{ij})$  and  $S = (s_{ij})$ , combining the cross-entropy loss and deep metric learning yields the loss function

$$L'_m = \frac{1}{N^2} \sum_{i=1}^N \sum_{j=1}^N [s_{ij} \log(1 + e^{\phi_{ij}}) - s_{ij} \phi_{ij}]. \quad (3)$$

Since  $s_{ij}$  can only be 0 or 1, when  $s_{ij} = 0$ , the loss  $L'_m$  vanishes, which means the dissimilar samples do not play any role in the training. Notice that, the first part of the metric loss is  $\log(1 + e^{\phi_{ij}})$ . Considering the elegant linear relationship between Hamming distance and the inner product, i.e., Eq. (2), as the inner product  $\phi_{ij}$  decreases, the Hamming distance will increase. Therefore, this part is a proper metric loss. It punishes the dissimilar samples having a closer distance in the embedding space while rewarding a larger distance between them. Due to the above analysis, we revise Eq. (3) as

$$L_m = \frac{1}{N^2} \sum_{i=1}^N \sum_{j=1}^N [w_d \log(1 + e^{\phi_{ij}}) - s_{ij} \phi_{ij}]. \quad (4)$$

$w_d$  represents the loss weight of dissimilar sample pairs. With this revising, the dissimilar samples can also help the training. The derivation of the metric loss can be found in the appendix.

### C. Hyper-parameter $\lambda$

Notice that, calculating the matrix  $\Phi$  or  $S$  is  $O(N^2)$  complexity. By introducing a hyper-parameter  $\lambda$ , calculating any one of them only has  $O(\lambda^2 b N)$  complexity, where  $b$  is the batch size.

We randomly choose a portion of them to calculate the similarity matrix, instead of calculating a global similarity matrix  $S$  for every sample. Assume the samples are already shuffled. Let  $b$  be the batch size and  $\lambda$  be a hyper-parameter. We take the first  $\lambda b$  and last  $\lambda b$  samples to calculate the loss. Specifically, let  $H_{\text{prec}} = \{h_1, h_2, \dots, h_{\lambda b}\}$ ,  $H_{\text{rest}} = \{h_{(1-\lambda)b+1}, h_{(1-\lambda)b+2}, \dots, h_b\}$ ,  $Y_{\text{prec}} = \{y_1, y_2, \dots, y_{\lambda b}\}$ , and  $Y_{\text{rest}} = \{y_{(1-\lambda)b+1}, y_{(1-\lambda)b+2}, \dots, y_b\}$ . Then we have two matrices:  $\Phi_{\text{batch}}$  and  $S_{\text{batch}}$

$$\Phi_{\text{batch}} = H_{\text{prec}} \times H_{\text{rest}}^T = [\phi_{ij}] \quad (5)$$

$$S_{\text{batch}} = Y_{\text{prec}} \times Y_{\text{rest}}^T = [s_{ij}], \quad (6)$$

where  $\times$  represents the matrix multiplication operation. With this designing, Eq. (4) reduces to

$$L_m = \frac{1}{(\lambda b)^2} \sum_{i=1}^{\lambda b} \sum_{j=(1-\lambda)b+1}^b [w_d \log(1 + e^{\phi_{ij}}) - s_{ij} \phi_{ij}]. \quad (7)$$

Eventually, a quantization loss is introduced to refine the generated hash codes, which can be represented as:

$$L_q = \frac{1}{b} \sum_{i \in I} (\|\mathbf{h}_i\| - \mathbf{1}\|_2), \quad (8)$$

where  $I = \{i \mid 1 \leq i \leq \lambda b, i \in \mathbb{N}\} \cup \{i \mid (1-\lambda)b+1 \leq i \leq b, i \in \mathbb{N}\}$ . Combining the metric loss and the quantization loss by weighted sum yields the total loss function of our method

$$L_{\text{Total}} = L_m + \mu L_q, \quad (9)$$

where  $\mu$  is a hyper-parameter obtained through grid search in our work.

## III. EXPERIMENTS

Extensive experiments are conducted to evaluate the proposed DMMVH method against eleven state-of-the-art multi-view hashing methods on three public benchmark datasets.

**Datasets:** Three genetic datasets are adopted: MIR-Flickr25K [8], NUS-WIDE [9], and MS COCO [10]. These datasets have been widely used for evaluating multimedia retrieval performance. The statistics of three datasets are summarized in Table I.

**Evaluation Metric:** We utilize the mean Average Precision (mAP) as the evaluation metric.

**Baseline:** To evaluate the retrieval performance, the proposed method is compared with eleven multi-view hashing methods, including four unsupervised methods (MFH [11], MAH [12], MVLH [13], and MvDH [14]) and seven supervised methods (MFKH [15], DMVH [16], FDMH [17], FOMH [18], DCMVH [1], SAPMH [19], and FGCMH [3]).

**Implementation Details:** Our implementation is on the PyTorch platform. For the feature extraction backbones, we use the pre-trained models, specifically ResNet-50 and BERT-base. The dropout probability is set to be 0.1 to improve the generalization capability. We employ the AdamW optimizer with an initial learning rate  $1 \times 10^{-5}$  and set  $\beta_1 = 0.9$ ,  $\beta_2 = 0.999$ . The hyper-parameter  $\lambda$  of the loss function for deep metric learning is 0.5. The combination coefficient  $\mu$  of the total loss function is set to be 0.5. Let the loss weight  $w_d$  of dissimilar sample pairs be 1.5.

### A. Analysis of Experimental Results

**mAP:** The results are presented in Table II, which show that DMMVH is overall better than all the compared multi-view hashing methods by a large margin. For example, compared with the current state-of-the-art multi-view hashing method FGCMH, the average mAP score of our approach has increased by 3.51%, 9.58%, and 13.85% on MIR-Flickr25K, NUS-WIDE, and MS COCO, respectively. That is, deep metric learning can indeed enhance the discriminative capability of hash codes.

**Hash Code Length:** Intuitively, a longer hash code should preserve more semantic information and achieve better precision. Further, we study the effect of hash code length on multimedia retrieval mAP. The hash code is learned by setting the same code length for different methods. From Table II, we notice that the mAP of our method increases as the hash code length grows. On the MS COCO dataset, our method obtains a performance improvement of 5.25% when ranging hash code length from 16 bits to 128 bits. The experiments on other datasets show the same conclusion. However, some

TABLE I: General statistics of three datasets. The dataset size, number of categories, and feature dimensions are included.

Datasets	Training Size	Retrieval Size	Query Size	Categories	Visual Feature	Textual Feature
MIR-Flickr25K	5000	17772	2243	24	ResNet(768-D)	BERT(768-D)
MS COCO	18000	82783	5981	80	ResNet(768-D)	BERT(768-D)
NUS-WIDE	21000	193749	2085	21	ResNet(768-D)	BERT(768-D)

TABLE II: mAP Comparison Results on MIR-Flickr25K, NUS-WIDE, and MS COCO. The best results are bolded, and the previous state-of-the-art results are underlined. The \* indicates that the results on this dataset are of statistical significance.

Methods	Ref.	MIR-Flickr25K*				NUS-WIDE*				MS COCO*			
		16 bits	32 bits	64 bits	128 bits	16 bits	32 bits	64 bits	128 bits	16 bits	32 bits	64 bits	128 bits
MFH	TMM13	0.5795	0.5824	0.5831	0.5836	0.3603	0.3611	0.3625	0.3629	0.3948	0.3699	0.3960	0.3980
MAH	TIP15	0.6488	0.6649	0.6990	0.7114	0.4633	0.4945	0.5381	0.5476	0.3967	0.3943	0.3966	0.3988
MVLH	MM15	0.6541	0.6421	0.6044	0.5982	0.4182	0.4092	0.3789	0.3897	0.3993	0.4012	0.4065	0.4099
MvDH	TIST18	0.6828	0.7210	0.7344	0.7527	0.4947	0.5661	0.5789	0.6122	0.3978	0.3966	0.3977	0.3998
MFKH	MM12	0.6369	0.6128	0.5985	0.5807	0.4768	0.4359	0.4342	0.3956	0.4216	0.4211	0.4230	0.4229
DMVH	ICMR17	0.7231	0.7326	0.7495	0.7641	0.5676	0.5883	0.6902	0.6279	0.4123	0.4288	0.4355	0.4563
FOMH	MM19	0.7557	0.7632	0.7564	0.7705	0.6329	0.6456	0.6678	0.6791	0.5008	0.5148	0.5172	0.5294
FDMH	NPL20	0.7802	0.7963	0.8094	0.8181	0.6575	0.6665	0.6712	0.6823	0.5404	0.5485	0.5600	0.5674
DCMVH	TIP20	0.8097	0.8279	0.8354	0.8467	0.6509	0.6625	0.6905	0.7023	0.5387	0.5427	0.5490	0.5576
SAPMH	TMM21	0.7657	0.8098	0.8188	0.8191	0.6503	0.6703	0.6898	0.6901	0.5467	0.5502	0.5563	0.5672
FGCMH	MM21	0.8173	0.8358	0.8377	0.8606	0.6677	0.6874	0.6936	0.7011	0.5641	0.5273	0.5797	0.5862
DMMVH Proposed		<b>0.8587</b>	<b>0.8707</b>	<b>0.8798</b>	<b>0.8827</b>	<b>0.7714</b>	<b>0.7820</b>	<b>0.7879</b>	<b>0.7916</b>	<b>0.6716</b>	<b>0.7030</b>	<b>0.7122</b>	<b>0.7244</b>

TABLE III: Ablation Experiments On Three Datasets. Effects of Deep Multi-View Hash Network Architecture.

Methods	MIR-Flickr25K				NUS-WIDE				MS COCO			
	16 bits	32 bits	64 bits	128 bits	16 bits	32 bits	64 bits	128 bits	16 bits	32 bits	64 bits	128 bits
DMMVH-metric	0.8531	0.8614	0.8708	0.8738	0.7671	0.7766	0.7809	0.7872	0.6686	0.6970	0.7066	0.7078
DMMVH-quant	0.5531	0.5531	0.5531	0.5531	0.3085	0.3085	0.3085	0.3085	0.3502	0.3502	0.3502	0.3502
DMMVH-text	0.6047	0.6107	0.6104	0.6119	0.3623	0.3585	0.3649	0.3631	0.5819	0.5886	0.5955	0.5992
DMMVH-image	0.8292	0.8425	0.8547	0.8631	0.7530	0.7593	0.7689	0.7778	0.6598	0.6886	0.7033	0.7160
DMMVH-concat	0.8498	0.8633	0.8742	0.8777	0.7635	0.7713	0.7827	0.7866	0.6615	0.6932	0.7056	0.7188
DMMVH	<b>0.8587</b>	<b>0.8707</b>	<b>0.8798</b>	<b>0.8827</b>	<b>0.7714</b>	<b>0.7820</b>	<b>0.7879</b>	<b>0.7916</b>	<b>0.6716</b>	<b>0.7030</b>	<b>0.7122</b>	<b>0.7244</b>

previous methods show a precision degradation while adding more hash bits, which indicates that these methods cannot scale well to hashing tasks with a longer length of hash code. On the contrary, our results demonstrate that the proposed method has a noticeable improvement in mAP as the length increases. Eventually, the experiments on the hyper-parameters are detailed in the appendix.

### B. Ablation Study

**Experiment Settings:** To evaluate the effectiveness of our method, we perform an ablation study with different settings and report the performance.

- DMMVH-metric: The quantization loss is removed.
- DMMVH-quant: The metric loss is removed.
- DMMVH-image: Only the visual features are used.
- DMMVH-text: Only the text features are used.
- DMMVH-concat: Image and text features are fused with concatenation.
- DMMVH: Our full framework.

**Ablation Analysis:** The comparison results are presented in Table III. Starting with the loss function, the quantization loss can not perform any optimization on the embeddings. The

method retrieves data randomly, leading to terrible mAP across all the tasks. Deep metric loss, on the contrary, can help the method learn the embedding well. We notice that DMMVH-metric is slightly worse than the full method due to the lack of binarization constraint. From the view aspect, DMMVH-text is barely better than DMMVH-quant. DMMVH-image outperforms DMMVH-text in all tasks by a large margin indicating the image features contain more information than text. With concatenated multi-view features, our method already outperforms the state-of-the-art methods. But Context Gating further improves mAP. In addition, the comparison experiment of the old backbone network is detailed in the appendix.

### C. Convergence Analysis

We conduct experiments to validate the convergence and generalization capability of DMMVH. We run hash benchmarks on the MIR-Flickr25K dataset in different code lengths. The results are shown in Fig. 3. The figure delivers training loss and test mAP for analysis. As the training goes on, the loss gradually decreases. After 500 epochs, the loss becomes stable, which implies a local minimum is reached. For the test performance, the mAP goes up rapidly at the beginning

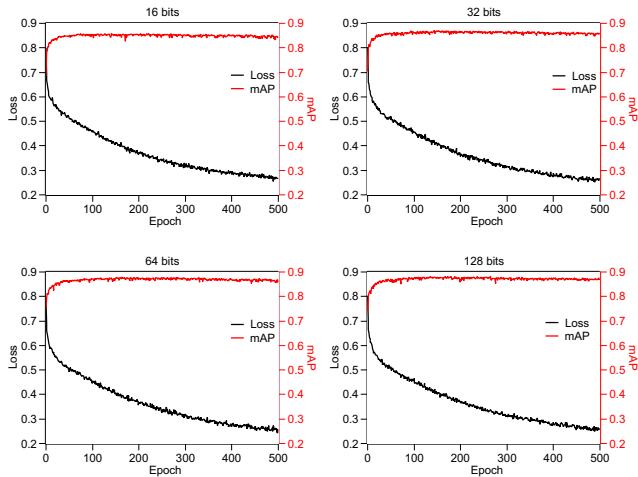


Fig. 3: The upper curve is the test mAP, and the bottom is the training loss on the MIR-Flickr25K dataset.

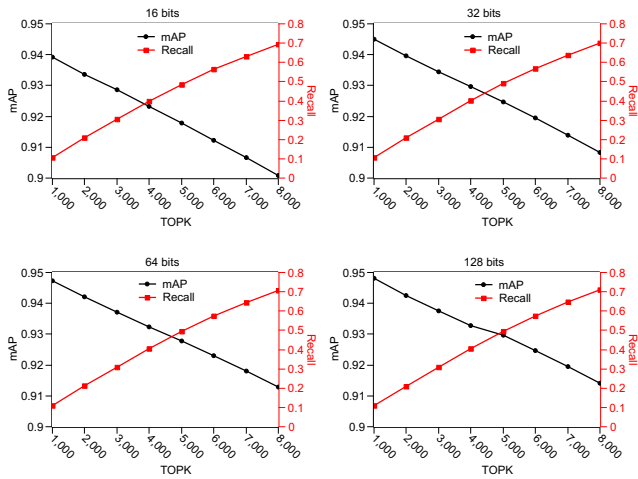


Fig. 4: The mAP@K and Recall@K curves on the MIR-Flickr25K dataset.

of training. After 100 epochs, the test mAP stays stable. With further training, no degradation is observed on the test mAP, which indicates a good generalization capability. Similar convergence results are observed on other datasets.

#### D. mAP@K and Recall@K

Fig. 4 shows the mAP@K and Recall@K curves with the increasing number of retrieval results on the MIR-Flickr25K dataset in different code lengths. The mAP of the four cases slightly decreases as  $K$  increases, while the recall curve shows rapid linear growth. The tendency suggests that our method performs well in the retrieval tasks. Typical users only pay attention to a few results at the beginning of the retrieval results. Our method has even higher precision in this scenario. Experts tend to go through more results than typical users. Our approach can provide a linear growth recall as the number of retrieval results grows. Experts can expect consistent, high-

quality results during their searches. To recap, DMMVH can deliver satisfying retrieval results for different user groups.

#### IV. CONCLUSION AND FUTURE WORK

We propose a new multi-view hashing framework (DM-MVH). It introduces deep metric learning to solve multi-view hashing problems. We showed that DMMVH provides satisfying retrieval results to different types of users. Compared to typical graph-based methods, DMMVH is less computationally intensive. It utilizes Context Gating for multi-view features fusion and deep metric learning for representation optimization. The proposed method conquers two main challenges of the multi-view hashing problem. Under multiple experiment settings, it delivers up to 15.28% performance gain over the state-of-the-art methods. In the experiment, we noticed some issues. For example, the performance gain is not quite significant as the length of the hash code increases. We will work on these issues to improve the proposed method further.

#### ACKNOWLEDGMENT

This work is supported in part by the Zhejiang provincial “Ten Thousand Talents Program” (2021R52007), the National Key R&D Program of China (2022YFB4500405), and the Science and Technology Innovation 2030-Major Project (2021ZD0114300).

## REFERENCES

- [1] Lei Zhu, Xu Lu, Zhiyong Cheng, Jingjing Li, and Huaxiang Zhang, “Deep collaborative multi-view hashing for large-scale image search,” IEEE Transactions on Image Processing, vol. 29, pp. 4643–4655, 2020.
- [2] Lei Zhu, Xu Lu, Zhiyong Cheng, Jingjing Li, and Huaxiang Zhang, “Flexible multi-modal hashing for scalable multimedia retrieval,” ACM Transactions on Intelligent Systems and Technology (TIST), vol. 11, no. 2, pp. 1–20, 2020.
- [3] Xu Lu, Lei Zhu, Li Liu, Liqiang Nie, and Huaxiang Zhang, “Graph convolutional multi-modal hashing for flexible multimedia retrieval,” in Proceedings of the 29th ACM International Conference on Multimedia, 2021, pp. 1414–1422.
- [4] Max Welling and Thomas N Kipf, “Semi-supervised classification with graph convolutional networks,” in J. International Conference on Learning Representations (ICLR 2017), 2016.
- [5] Antoine Miech, Ivan Laptev, and Josef Sivic, “Learnable pooling with context gating for video classification,” arXiv preprint arXiv:1706.06905, 2017.
- [6] Kaïming He, Xiangyu Zhang, Shaoqing Ren, and Jian Sun, “Deep residual learning for image recognition,” in Proceedings of the IEEE conference on computer vision and pattern recognition, 2016, pp. 770–778.
- [7] Jacob Devlin, Ming-Wei Chang, Kenton Lee, and Kristina Toutanova, “Bert: Pre-training of deep bidirectional transformers for language understanding,” arXiv preprint arXiv:1810.04805, 2018.
- [8] Mark J Huiskes and Michael S Lew, “The mir flickr retrieval evaluation,” in Proceedings of the 1st ACM international conference on Multimedia information retrieval, 2008, pp. 39–43.
- [9] Tat-Seng Chua, Jinhui Tang, Richang Hong, Haojie Li, Zhiping Luo, and Yantao Zheng, “Nus-wide: a real-world web image database from national university of singapore,” in Proceedings of the ACM international conference on image and video retrieval, 2009, pp. 1–9.
- [10] Tsung-Yi Lin, Michael Maire, Serge Belongie, James Hays, Pietro Perona, Deva Ramanan, Piotr Dollár, and C Lawrence Zitnick, “Microsoft coco: Common objects in context,” in European conference on computer vision. Springer, 2014, pp. 740–755.
- [11] Jingkuan Song, Yi Yang, Zi Huang, Heng Tao Shen, and Jiebo Luo, “Effective multiple feature hashing for large-scale near-duplicate video retrieval,” IEEE Transactions on Multimedia, vol. 15, no. 8, pp. 1997–2008, 2013.
- [12] Li Liu, Mengyang Yu, and Ling Shao, “Multiview alignment hashing for efficient image search,” IEEE Transactions on image processing, vol. 24, no. 3, pp. 956–966, 2015.
- [13] Xiaobo Shen, Fumin Shen, Quan-Sen Sun, and Yun-Hao Yuan, “Multi-view latent hashing for efficient multimedia search,” in Proceedings of the 23rd ACM international conference on Multimedia, 2015, pp. 831–834.
- [14] Xiaobo Shen, Fumin Shen, Li Liu, Yun-Hao Yuan, Weiwei Liu, and Quan-Sen Sun, “Multiview discrete hashing for scalable multimedia search,” ACM Transactions on Intelligent Systems and Technology (TIST), vol. 9, no. 5, pp. 1–21, 2018.
- [15] Xianglong Liu, Junfeng He, Di Liu, and Bo Lang, “Compact kernel hashing with multiple features,” in Proceedings of the 20th ACM international conference on multimedia, 2012, pp. 881–884.
- [16] Rui Yang, Yuliang Shi, and Xin-Shun Xu, “Discrete multi-view hashing for effective image retrieval,” in Proceedings of the 2017 ACM on international conference on multimedia retrieval, 2017, pp. 175–183.
- [17] Luyao Liu, Zheng Zhang, and Zi Huang, “Flexible discrete multi-view hashing with collective latent feature learning,” Neural Processing Letters, vol. 52, no. 3, pp. 1765–1791, 2020.
- [18] Xu Lu, Lei Zhu, Zhiyong Cheng, Jingjing Li, Xiushan Nie, and Huaxiang Zhang, “Flexible online multi-modal hashing for large-scale multimedia retrieval,” in Proceedings of the 27th ACM international conference on multimedia, 2019, pp. 1129–1137.
- [19] Chaoqun Zheng, Lei Zhu, Zhiyong Cheng, Jingjing Li, and An-An Liu, “Adaptive partial multi-view hashing for efficient social image retrieval,” IEEE Transactions on Multimedia, vol. 23, pp. 4079–4092, 2020.