

Learning Homographic Disambiguation Representation for Neural Machine Translation

Weixuan Wang¹, Wei Peng^{*1}, Qun Liu²

¹Artificial Intelligence Application Research Center, Huawei Technologies

{wangweixuan2, peng.wei1}@huawei.com

²Noah's Ark Lab, Huawei Technologies

{qun.liu}@huawei.com

Abstract

Homographs, words with the same spelling but different meanings, remain challenging in Neural Machine Translation (NMT). While recent works leverage various word embedding approaches to differentiate word sense in NMT, they do not focus on the pivotal components in resolving ambiguities of homographs in NMT: the hidden states of an encoder. In this paper, we propose a novel approach to tackle homographic issues of NMT in the latent space. We first train an encoder (aka “HDR-encoder”) to learn universal sentence representations in a natural language inference (NLI) task. We further fine-tune the encoder using homograph-based synset sentences from WordNet, enabling it to learn word-level homographic disambiguation representations (HDR). The pre-trained HDR-encoder is subsequently integrated with a transformer-based NMT in various schemes to improve translation accuracy. Experiments on four translation directions demonstrate the effectiveness of the proposed method in enhancing the performance of NMT systems in the BLEU scores (up to +2.3 compared to a solid baseline). The effects can be verified by other metrics (F1, precision, and recall) of translation accuracy in an additional disambiguation task. Visualization methods like heatmaps, T-SNE and translation examples are also utilized to demonstrate the effects of the

proposed method.

1 Introduction

Homographs are words that have the same spelling but different meanings. For example, the word “*interest*” is associated with a meaning expressing “*the feeling of wanting to know or learn about something or someone*” (“兴趣” in Chinese translation) and a sense of “*money paid regularly at a particular rate for the use of money lent*” (“利息” in Chinese translation). Despite recent advancements in Neural Machine Translation (NMT), resolving the ambiguity of homographs remains a research challenge in the face of data sparsity (Liu et al., 2018; Tang et al., 2018; Tang et al., 2019; Do et al., 2020; Emelin et al., 2020). Handling ambiguity of homographs for NMT has been explored in (Liu et al., 2018), (Pu et al., 2018), (Gonzales et al., 2017) with a focus on word embeddings. In concord with (Tang et al., 2019), who pinpoint the pivotal role of encoder hidden states, we hypothesize that resolving the ambiguity of homographs should not be confined in the embedding space but need to investigate means to achieve this in the semantics-bearing latent space.

The intuition here is that we may incorporate disambiguation knowledge into the latent space to handle homographs in NMT. In this paper, we propose a novel approach enabling an encoder (aka “HDR-encoder”) to explicitly learn homographic disambiguation representation (HDR), which is further integrated with a transformer-based NMT model. The HDR-encoder is pre-trained using sentence-level semantic representation and homographic words coupled with related original-example sentence pairs from WordNet. In this way, homographic disambiguation knowledge can be learned by the latent space of the NMT. The pre-trained HDR-encoder

* Corresponding author

© 2023 The authors. This article is licensed under a Creative Commons 4.0 licence, no derivative works, attribution, CC-BY-ND.

is subsequently integrated with a transformer-based NMT in various ways to improve translation accuracy. Experimental results on four translation directions demonstrate consistency in the effectiveness of the proposed model in enhancing the BLEU score (up to +2.3 compared to a solid baseline). The effects can be further verified in the improvements of other scores (F1, precision, and recall) for the translation accuracy of homographs. Visualization methods like heatmaps, T-SNE and translation examples are utilized to demonstrate the effects of the proposed approach further.

In summary, our contribution are as follows:

- To our knowledge, we are the first to utilize the semantic representation of sentences in the latent space to handle the ambiguity of homographs in NMT. Experimental results show their effectiveness in improving both the BLEU scores and the other specific disambiguation scores;
- We develop a way to enable the proposed encoder to learn the word disambiguation representation of homographs with the help of synset example sentences extracted from WordNet, resulting in a further enhancement to the translation accuracy;
- We explore ways to incorporate the pre-trained homographic encoder with a standard transformer-based NMT model. The pre-trained HDR-encoder can be reused and enhanced by other researchers to resolve ambiguities in NMT.

2 Related Work

Recent research has made significant progress in tackling the Word Sense Disambiguation (WSD) (Barba et al., 2021; Song et al., 2021; Berend, 2020) problem, which is to classify the sense of a word based on its contexts. WordNet (Miller, 1998), the lexical database of reference, is widely designed as a data augmentation technique (Huang et al., 2019; Vial et al., 2019) in the WSD task. Resolving ambiguous words is also essential for a machine translation (MT) task, as an MT model suffers from the issue associated with data sparsity and can not learn the correct sense of homographs. (Vickrey et al., 2005), (Chan et al., 2007) and (Carpuat and Wu, 2007) redesign the task of WSD for Statistical Machine Translation (SMT) and show that incorporating the predictions of a word sense disambiguation

system into an SMT model can improve translation accuracy.

With NMT replacing SMT as the mainstream of MT systems, we have witnessed an increasing interest in the research community in resolving the ambiguity. (Yang et al., 2017) propose an NMT model to solve the issue of ambiguity by taking a weighted sum of bidirectional RNN-generated sense-specific embeddings with the associated word embeddings. (Gonzales et al., 2017) propose integrating the lexical chains of the sense embeddings into NMT. (Pu et al., 2018) introduce three adaptive clustering algorithms for WSD to produce the sense vectors jointly used with word vectors for NMT. The word embedding of each token is concatenated with a vector representation of its sense obtained from one of the clustering methods to tackle the ambiguity problem. (Liu et al., 2018) provide empirical evidence that existing NMT can not correctly translate ambiguous words. They explore various methods to integrate the context of the input word with the word embeddings to differentiate the word sense before the encoding phase. (Nguyen et al., 2018) build a Korean WSD preprocessor base on a large-scale lexical semantic knowledge base without modifying the NMT model and conduct a series of Korean translation tasks to demonstrate validity. (Do et al., 2020) use a pre-trained BERT to perform input word embedding before feeding them to the encoder of a Transformer to resolve the ambiguity problem in an English to Japanese translation task.

All approaches mentioned above focus on processing input word embeddings without using encoder hidden states. (Tang et al., 2019) designed a classification task and discovered that encoder hidden states are more powerful representations than word embeddings when investigating the ability of NMT encoders and decoders to disambiguate word senses. It is necessary to go beyond embedding space and investigate means in the semantics-bearing latent space for disambiguating homographs in NMT.

3 The Proposed Method

The section proposes an encoder (“HDR-encoder”) to learn homographic disambiguation representation (HDR) knowledge, which is further integrated with a typical transformer-based NMT model in various ways.

3.1 HDR-encoder

The HDR-encoder is designed to learn disambiguation knowledge to distinguish the meanings of homographs in the latent space. The training of the HDR-encoder is divided into two steps. The first step is to train the HDR-encoder to learn the semantic representations of given sentences. We follow how (Conneau et al., 2017) propose to learn universal sentence representations from natural language inference (NLI) data. At the end of Step 1, the HDR-encoder is expected to output a sequence of hidden states of word tokens, capturing semantic features that differentiate sentences. In Step 2, we further fine-tune the HDR-encoder to learn fine-grained word-level disambiguation knowledge.

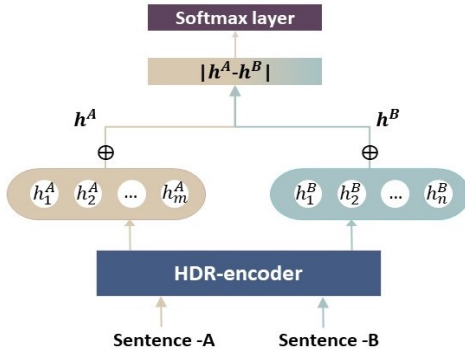


Figure 1: Training HDR-encoder on an NLI task enables it to differentiate sentences based on semantic representations. The output of the Softmax are labels of the NLI task during the training.

3.1.1 Sentence Representation (SR) Learning

Research works (Cer et al., 2018; Conneau et al., 2017) show that a sentence can be represented as the sum of the hidden states of the consisting words. As shown in Figure 1, we train the HDR-encoder on an NLI task, enabling it to differentiate sentences based on semantics.

In this case, a shared encoder is used to produce the independent representations of two sentences. The sentence-A $\{x_1^A, x_2^A, \dots, x_m^A\}$ and the sentence-B $\{x_1^B, x_2^B, \dots, x_n^B\}$ are sent to the HDR-encoder at the same time. Their sentence-meaning representations in the latent space $\{h_1^A, h_2^A, \dots, h_m^A\}$ and $\{h_1^B, h_2^B, \dots, h_n^B\}$ are added to produce the sentence semantic representation $h^A = h_1^A + h_2^A + \dots + h_m^A$, $h^B = h_1^B + h_2^B + \dots + h_n^B$. Then the distance of two resulting semantic vectors are calculated by $|h^A - h^B|$, subsequently sent to the softmax layer in a typical NLI task. The HDR-encoder can learn sentence representations in this way.

Algorithm 1 Word Disambiguation Representation (WDR) Learning

Require:

A set of training instances $O\{o_1, o_2, \dots, o_m\}$ with homographs labelled in WordNet synset IDs, HDR-encoder $H(\theta)$ with sentence-level representation, WordNet with synset examples $E_w\{e_{w_1}, e_{w_2}, \dots, e_{w_n}\}$

Ensure: HDR-encoder with SR+WDR

Data Preparation

- 1: **Initialization:** Disambiguation set $R \leftarrow \{\}$
- 2: **for all** $o_u \sim O$ **do**
- 3: **for each** homograph o_{u_w} in all words
- 4: $o_u\{o_{u_1}, o_{u_2}, \dots, o_{u_l}\}$ **do**
- 5: **for** $v = 1, 2, \dots, n$ **do**
- 6: $R \leftarrow R \cup \{(o_u, e_{w_v})\}$

Word Level Training

- 7: **for each** epoch $K = 1, 2, \dots$ **do**
 - 8: **for each** pair (o, e) in R **do**
 - 9: Encode (o, e) with $H(\theta) \rightarrow (h^o, h^e)$
 - 10: $\theta_K = \arg \min_R \text{cosdis}(h_i^o, h_j^e; \theta_{K-1})$
 - 11: where WDR for o_i and e_j are h_i^o, h_j^e
-

3.1.2 Word Disambiguation Representation (WDR) Learning

HDR-encoder is fine-tuned using original sentences coupled with example sentences extracted from WordNet (Miller, 1998) sharing identical homographs to learn word disambiguation representations (WDR). WordNet groups synonyms into synsets with different semantic meanings, providing a way to link homographs with related examples. As detailed in Algorithm 1, a set of original sentences $O\{o_1, o_2, \dots, o_m\}$ with homographs (o_{u_w}) labelled in terms of WordNet synset IDs is linked with sentence examples (e_{w_v}) with the same IDs. The coupled sentence pairs (o_u, e_{w_v}) are encoded to produce disambiguation representation in the form of (h^o, h^e) . The encoder is trained using a loss function depicted in Equation 1 by minimizing the cosine distance between word-level DR h_i^o and h_j^e , with the i and j representing the position of homograph in both sentences.

$$\theta_K = \arg \min_R \text{cosdis}(h_i^o, h_j^e; \theta_{K-1}) \quad (1)$$

A detailed example is illustrated in Figure 2. The homograph “*interest*” in the original sentence “*They can collect the money they put in plus **interest** when they leave.*” corresponds to a linked example

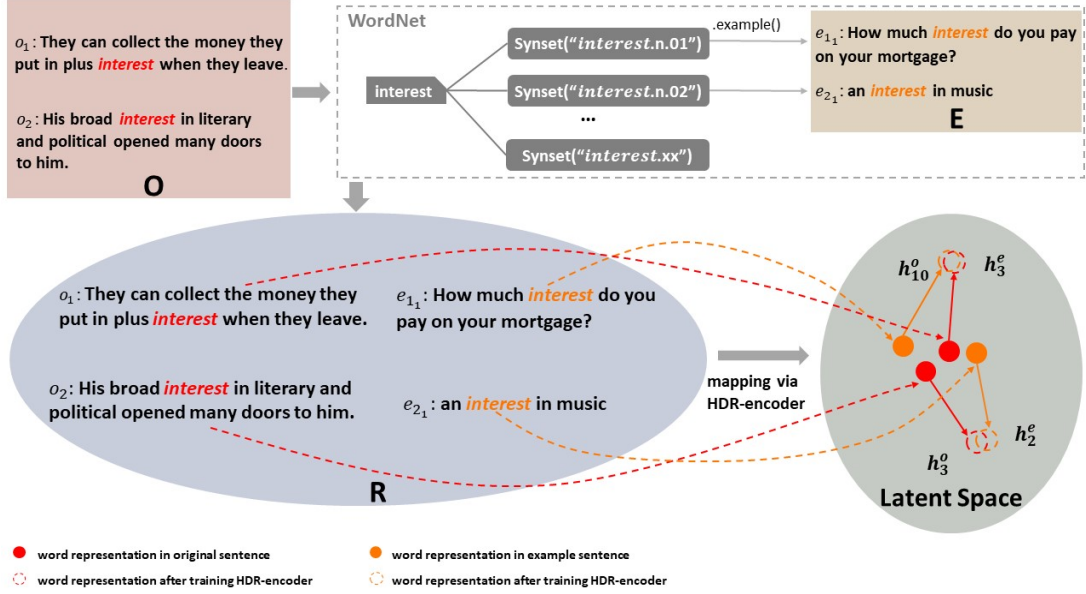


Figure 2: Train the HDR-encoder base on the WordNet at a fine-grained word level using the corpora constructed through WordNet. h_{10}^o denotes the representation of the tenth word (the homograph “interest”) in the original sentence o_1 , and h_3^e is the third word (the same homograph) in the example sentence e_{1_1} . The solid lines with an arrow between the solid circles in the latent space depict the process of minimizing their distances in the latent space.

sentence “How much **interest** do you pay on your mortgage?” in the WordNet via the shared synset ID (“interest.n.01”). By minimizing the distance between the word level DR of the homograph (i.e., “**interest**”) in the latent space, homographs with the same meaning can be clustered together. In this way, an HDR-encoder is expected to resolve the ambiguity of homographs more effectively than a traditional encoder in the vanilla transformer.

3.2 Integration of HDR-encoder into Neural Machine Translation

We propose several methods to incorporate the HDR-encoder into a typical NMT: *HDR-NMT_add*, *HDR-NMT_gate* and *HDR-NMT_cascade* (Figure 3). The specific mechanism is detailed as below.

3.2.1 HDR-NMT_add

As illustrated in Figure 3(a), the inputs are fed into the HDR-encoder and an NMT encoder separately to calculate cross attention (in “HDRAtt.” and “NMTAtt.”) with their results s_H and s_N added to produce the output s . The layer norm (aka “LN”) and the feed-forward network (“FFN”) are processed separately, as depicted in Equations 2-3, where s is the input of cross attention on the side of the NMT decoder. Then the outputs of cross attention s_H , s_N are added to produce the final output (Equation 4) sent to the next layer for further calculation.

$$s_H = LN(s + s_H) \quad (2)$$

$$s_N = LN(s + s_N) \quad (3)$$

$$s = LN(FFN(s_H) + FFN(s_N) + s_H + s_N) \quad (4)$$

3.2.2 HDR-NMT_gate

Inspired by the effectiveness of HDR-NMT_add schema, we design a gating mechanism to explore the proportional contributions of HDR-encoder and NMT-encoder. As illustrated in Figure 3(b), the inputs are fed into the HDR-encoder and an NMT encoder separately to calculate cross attention (in “HDRAtt.” and “NMTAtt.”) with their results s_H and s_N gated to produce the output s .

$$s = Gate(s_H + s_N) \quad (5)$$

$$s = LN(FFN(s) + s_N + s_H) \quad (6)$$

The gate mechanism can be implemented in various ways, for example, using a fixed value or an activation function like sigmoid. It is discovered from the experiments that a gate mechanism with an empirical value of 0.5 produces results outperforming those from a sigmoid function.

3.2.3 HDR-NMT_cascade

Apart from a parallel integration of “HDRAtt.” and “NMTAtt.” as mentioned above, we also explore their sequential alignments. As illustrated in Figure 3(c), we prepend the HDR-encoder to the NMT-encoder considering the task aspects of NMT. The cross attention of the HDR-encoder (s_H) is calculated, followed by the one for NMT-encoder (s_N) (in Figure 3(c)). The final normalization is depicted in Equation 7:

$$s = LN(FFN(s_N) + s_N) \quad (7)$$

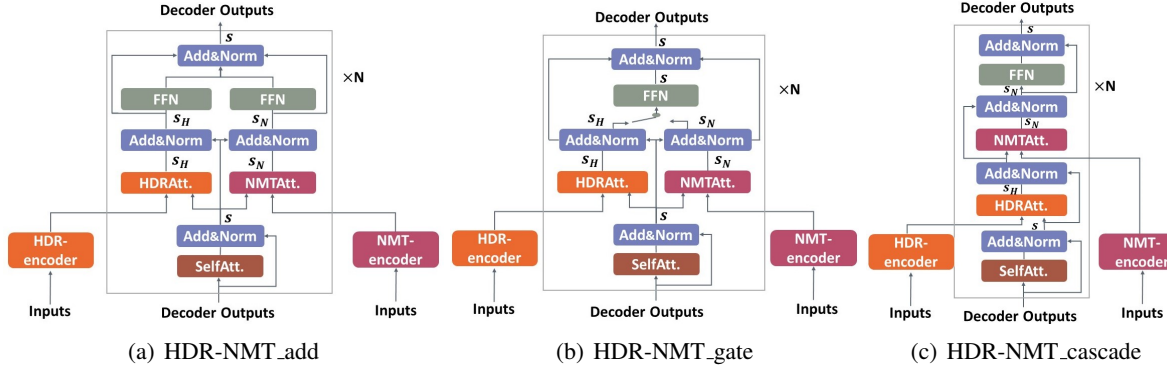


Figure 3: The multiple ways to integrate the HDR-encoder with NMT. The “NMT-Encoder” denotes the encoder of NMT, the “SelfAtt.” denotes the self-attention of the decoder, the “HDRAtt.” denotes the cross-attention between the HDR-encoder and the decoder, the “NMTAtt.” denotes the cross-attention between the encoder of NMT and the decoder, and the “FFN” denotes the feed-forward layer. (a) shows the architecture of the HDR-NMT_add. (b) is the architecture of the HDR-NMT_gate. (c) is the architecture of HDR-NMT_cascade.

4 Experiments

The HDR-encoder is trained using the SNLI dataset¹ and the MultiNLI dataset² with a total size of 0.9M to learn sentence level representation (Section 3.1.1). We select the annotated dataset SemCor³, which contains 352 sentences, as seed data to construct the set R to enable the HDR-encoder to learn the word-level disambiguation representations (depicted as the data preparation in Algorithm 1). The original SemCor data is extended to 0.1M, accommodating homograph-loaded synset examples from WordNet.

We further train and evaluate the proposed approach on four language directions, namely, English (EN) \rightarrow Russian (RU), English (EN) \rightarrow Chinese (ZH), English (EN) \rightarrow German (DE) and English (EN) \rightarrow French (FR), on a range of popular datasets. For the EN \rightarrow DE and EN \rightarrow FR task, we select WMT14 data as the training and the development set with newstest2014 as the test set. A standard data cleaning method is applied to clean the training data, within which we randomly sample some sentences as the development (dev.) set. Following the same fashion, the WMT17 (with newstest2017) and WMT19 (with newstest2019) are selected for EN \rightarrow RU and EN \rightarrow ZH, respectively. The experiments for the HDR-encoder and NMT use the same vocabulary, which is not shared for the source and target language for each language direction. The statistics of the datasets are illustrated in Table 7 at Appendix A.2.

The architecture of the HDR-encoder and the NMT-encoder follows the one proposed in the

vanilla Transformer (Vaswani et al., 2017). The training of the HDR-encoder for each language direction is on 1 NVIDIA V100 GPU. Experiments on the HDR-NMT tasks are based on servers with 4 NVIDIA V100 GPUs, following (Vaswani et al., 2017) in hyper-parameter configuration settings. The number of parameters are illustrated in Table 8 at Appendix A.3. The training of the HDR-NMT is as fast as baselines as the parameters of the HDR-encoder are frozen and do not participate in the back propagation. It took approximately 25 hours to train a baseline EN \rightarrow ZH NMT model, while training HDR-NMT requires 24-29 hours (all in 4 NVIDIA V100 GPUs). The pre-training of the HDR-encoder takes around 1 hour.

Early stopping is applied to all training. The maximum batch size is set to 6044, and the dropout probability is set to 0.1. We use the sacreBLEU⁴ to measure the accuracy of the HDR-NMT. We compare the proposed approach against the following baselines: **Fairseq** (baseline) is a sequence modeling toolkit (Ott et al., 2019). **BiLSTM** model the context-aware word embedding to differentiate the word sense in (Liu et al., 2018). **K-means+Att** propose using adaptive clustering algorithms for WSD in the NMT system (Pu et al., 2018).

4.1 Experimental Results

The overall results are shown in Table 1. Our HDR-NMT method achieves consistent results, significantly outperforming the Fairseq baseline by +2.3, +1.1, +0.9 and +0.7 BLEU points respectively in the involved four translation tasks (EN \rightarrow RU, EN \rightarrow ZH, EN \rightarrow DE and EN \rightarrow FR). Compared to

¹<https://nlp.stanford.edu/projects/snli/>

²<https://cims.nyu.edu/~sbowman/multinli/>

³https://www.gabormelli.com/RKB/SemCor_Corpus

⁴BLEU+case.mixed+numrefs.3+smooth.exp+tok.13a+ version.1.4.12.

Model	EN → RU	EN → ZH	EN → DE	EN → FR	AVG-Increase
BiLSTM	-	-	21.80	32.39	
K-means+Att	-	-	23.85	-	
Fairseq	23.9	25.5	26	38.3	
HDR-NMT_add	25.1(+1.2)	26.2(+0.7)	26.9(+0.9)	39.0(+0.7)	+0.88
HDR-NMT_gate	26.2(+2.3)	26.6(+1.1)	26.7(+0.7)	38.8(+0.5)	+1.15
HDR-NMT_cascade	25.5(+1.6)	26.5(+1.0)	26.5(+0.5)	38.4(+0.1)	+0.80

Table 1: The overall experimental results of the proposed approach compared with other models, evaluated on newstest17-EN → RU, newstest19-EN → ZH, newstest14-EN → DE and newstest14-EN → FR. The numbers in parentheses represent the improvements of BLEU scores over the baseline Fairseq BLEU score.

Model	add	gate	cascade
Fairseq	23.9	23.9	23.9
SR	24.1(+0.2)	25.0(+1.1)	24.8(+0.9)
SR+WDR	24.2(+0.3)	25.6(+1.7)	25.5(+1.6)
FT-SR	24.9(+1.0)	25.6(+1.7)	25.3(+1.4)
FT-SR+WDR	25.1(+1.2)	26.2(+2.3)	25.5(+1.6)

Table 2: The specific results of EN → RU translation task. The “SR” represents the HDR-encoder’s experiment with only learned sentence-level representations. “SR+WDR” represents the study of the HDR-encoder with learned representations at both sentence and word levels. “FT-SR” and “FT-SR+WDR” represent the NMT models fine-tuned from the baseline with HDR-encoder on different levels of representations.

Model	EN → ZH
Fairseq (12-layer encoder)	25.1
HDR-NMT (12-layer encoder)	26.4 (+1.3)

Table 3: Results of using a pre-trained language model to implement the HDR-encoder.

other disambiguation methods (i.e., BiLSTM and K-means+Att), our method achieves +5.1 and +3.05 BLEU scores higher in the EN → DE task.

The HDR-NMT_gate outperforms other integration schemes in average BLEU enhancement (AVG-Increase in Table 1) in the four language directions. It may ascribe to the design of the HDR-NMT_gate, in which the FFN is designed to take a combined output from a gated configuration of the HDR-encoder and the NMT-encoder instead of dealing with s_H or s_N independently. Explaining the rationale behind the observation is out of the scope of this work, requiring a future study.

4.2 Effects of SR and WDR Learning

To further investigate the effects of sentence representation (SR) and word disambiguation representation (WDR) learning depicted in Section 3.1, we conduct an ablation study for the translation task with a language direction from EN → RU. We train the proposed HDR-NMT schemes with HDR-encoder to learn SR alone and in combination with WDR (“SR+WDR”) and compare them with the results obtained from the baseline. Table 2 shows that learning WDR further contributes +0.7 BLEU scores (24.8 to 25.5) to the HDR-NMT_cascade on the top of its enhancement of +0.9 from a baseline

(23.9 to 24.8). When learning SR alone, a significant gain of +1.1 (from 23.9 to 25.0) comes from the HDR-NMT_gate.

Finetuning the HDR-NMT with the best checkpoint of the baseline (“FT-SR” and “FT-SR+WDR”) produces the most significant results in HDR-NMT_gate, achieving +1.7 (23.9 to 25.6) and +2.3 (23.9 to 26.2) over the baseline respectively. Similar results are recorded in Tables 9-10 of Appendix A.4 for EN → ZH and EN → DE translation tasks. SR and WDR learning achieve consistent results, indicating the effectiveness of the proposed approach.

4.3 Pre-trained Language Model as HDR-Encoder

An additional study is performed to investigate the effect of implementing the HDR-encoder using a pre-trained language model. We initiate the HDR-encoder using Roberta, which consists of a 12-layer encoder (Liu et al., 2019). The vocabulary of Roberta is shared in the baseline and the HDR-NMT, both with a 12-layer encoder. Table 3 demonstrates a positive effect in the EN → ZH translation task where the HDR-encoder of HDR-NMT is fine-tuned on the 12-layer transformer encoder.

4.4 Additional NMT Encoder Does Not Work

It is interesting to know if adding an additional NMT encoder could achieve a similar effect to that of the proposed HDR-encoder. We design a comparison study to demonstrate the effect of dual NMT encoders in HDR-NMT_add for the EN → ZH task. The negative results shown in Table 11 of Appendix A.5 indicate that simply adding NMT-encoder does not work.

4.5 Experimental Results in Other Metrics

To further verify the effect of the proposed method in resolving homographic ambiguity, we compare HDR-NMT with the baseline on a list of homographs extracted from Wikipedia⁵ on the four language directions. We follow the method in (Liu et

⁵https://en.wikipedia.org/wiki/List_of_English_homographs

Language	Model	Homograph			All-word		
		F1	Precision	Recall	F1	Precision	Recall
EN → ZH	baseline	45.7	45.0	46.4	51.5	53.2	49.8
	SR	46.5(+0.8)	46.2(+1.2)	46.8(+0.4)	52.4(+0.9)	54.3(+1.1)	50.7(+0.9)
	SR+WDR	47.5(+1.8)	46.5(+1.5)	48.5(+2.1)	52.6(+1.1)	54.4(+1.2)	51.0(+1.2)
EN → RU	baseline	39.8	40.8	38.8	44.8	46.5	43.2
	SR	40.6(+0.8)	41.7(+0.9)	39.8(+1.0)	46.1(+1.3)	47.9(+1.4)	44.4(+1.2)
	SR+WDR	41.3(+1.5)	42.1(+1.3)	40.6(+1.8)	46.3(+1.5)	48.1(+1.6)	44.6(+1.4)
EN → DE	baseline	43.4	45.2	41.8	52.3	54.6	50.1
	SR	44.4(+1.0)	46.3(+1.1)	42.8(+1.0)	52.8(+0.5)	55.0(+0.4)	50.8(+0.7)
	SR+WDR	45.1(+1.7)	46.8(+1.6)	43.4(+1.6)	53.0(+0.7)	55.2(+0.6)	50.9(+0.8)
EN → FR	baseline	38.9	39.6	38.2	51.4	52.6	50.3
	SR	41.5(+2.6)	42.2(+2.6)	40.9(+2.7)	51.7(+0.3)	52.8(+0.2)	50.6(+0.3)
	SR+WDR	41.7(+2.8)	42.4(+2.8)	41.0(+2.8)	51.8(+0.4)	53.0(+0.4)	50.7(+0.4)

Table 4: Experimental results for disambiguation of homographs and all words in terms of F1, precision, and recall with $p < 0.05$, indicating statistical significance across all metrics.

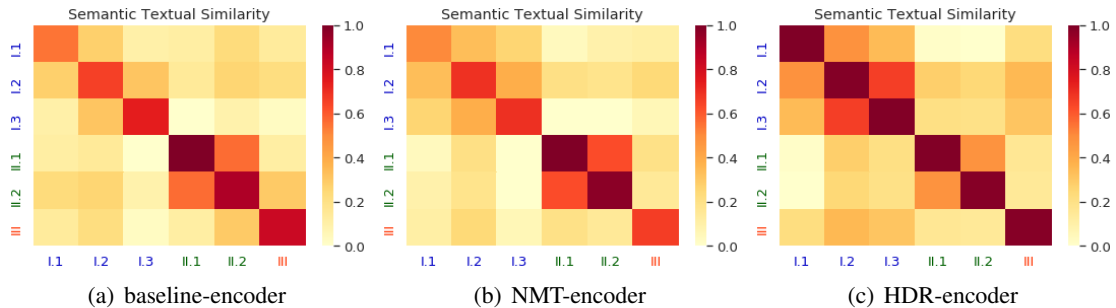


Figure 4: Visualizing the capability of the proposed method in grouping a homograph (“right”) with different meanings. (a) The heatmap result of the baseline encoder. (b) The heatmap result of the fine-tuned NMT-encoder. (c) The heatmap result of the HDR-encoder. I.1 : But the government had made the **right** call. I.2: But which is the **right** template? I.3:What is the **right** response to a collapse? II.1: The mirror, viewed from the **right**, reflected a gold colour. II.2: Now look at the photo on the **right**. III: You should take the **right** fork.

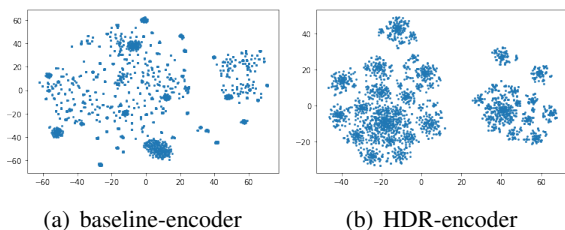


Figure 5: T-SNE visualization of the capability of the proposed method in clustering the homograph with different synsets in the latent space. (a) the outputs of the baseline encoder for the sampled data containing the homograph (“right”). (b) the outputs of the HDR-encoder for the sampled data containing the homograph (“right”), showing an apparent clustering effect.

al., 2018) to evaluate the effects using other metrics, including F1, precision, and recall, as shown in Table 4. The improvement of our proposed method over the baseline model is consistently significant for HDR-NMT with learned SR alone and in combination with WDR (“SR+WDR”).

4.6 Human Evaluation

Human evaluation is also conducted to illustrate the effectiveness of the proposed method. One hundred sentences are sampled randomly and scored

by linguistics experts using a score scale from 1 to 10 based on translation quality and fluency. As shown in Table 12 (Appendix), HDR-NMT outperforms the baseline in translation quality by a wide margin (Reference 8.075 vs. HDR-NMT 7.700 vs. Baseline 6.050).

4.7 Visualization

Figure 4 visualizes the capability of the proposed method in grouping a homograph with different meanings in the hidden space using heatmaps. The strength of the shades in the heatmaps represents the degree of semantic similarity for a homograph (“right” in this case) with different meanings embedded in a sentence. We sample six sentences from the training dataset with the “right” in the first three sentences marked in blue, indicating the meaning of “correct (正确的 in Chinese)”. The same homograph “right” in the last two sentences colored in green means “the right-hand (右侧 in Chinese)”. Please note that although the homograph “right” in the last sentence (III) colored in red means “right-hand direction” of a road junction in the reference data, it can be used to indicate a “correct” fork as an item of cutlery. It is clearly

Source	Baseline Output	HDR-NMT Output	Ground Truth
Natural disasters make logistics even more complicated.	自然灾害使 后勤 变得更加复杂。	自然灾害使 物流 更加复杂。	自然灾害致使 物流 变得更加艰难。
Interest remained high after the hearing.	在听审之后, 利息 仍然很高。	听证会之后, 兴趣 仍然很高。	听证会结束后, 关注度 仍居高不下。
Bodies of some victims were found trapped under the rubble of collapsed buildings	一些受害者的尸体被困在倒塌建筑的 瓦砾 之下	发现一些受害者的尸体被困在倒塌的建筑物的 废墟 下	一些遇难者的尸体被压在坍塌建筑的 废墟 下
Pompeo has visited North Korea three times already this year, but his last trip did not go well.	蓬佩奥今年已经三次访问朝鲜,但他的 上一次 访问并不顺利。	蓬佩奥今年已经三次访问朝鲜,但他的 最后一次 访问并不顺利。	今年,蓬佩奥已经三次访问朝鲜,但是他的 最后一次 行程并不顺利。
It is intolerant of those who speak their minds	不容忍那些 表达自己心态 的人。	这是不能容忍那些 说自己心声 的人。	这里容不得 直言 的人。
It is understood they will feature a powerful cannon, an array of anti-aircraft and anti-ship missiles as well as some stealth technologies, such as reduced radar, infrared and acoustic signature .	了解到它们将使用强大的大炮、一系列防空和反舰导弹以及一些隐形技术,例如减少雷达、红外和声学 签名 。	据了解,它们将包括强大的火炮、一系列防空导弹和反舰导弹以及一些隐形技术,如减少雷达、红外线信号和声学 信号 。	据了解,这艘护卫舰将拥有强大的火力、大批防空和反舰艇导弹以及一些隐形技术、如减少雷达、红外线和声学 信号 。
They use a sophisticated echolocation technique to pinpoint bugs and obstacles in their flight path.	他们使用精密的回声定位技术,在其飞行路径中查明 窃听 和障碍物。	他们使用精密的回声定位技术,在其飞行道路上发现 虫子 和障碍物。	它们能够利用复杂的回声定位技术准确定位飞行路径中的 小虫 和障碍物。
But the UK Government has also been stepping up its preparations for a possible no-deal scenario.	但是,联合王国政府也一直在加紧为可能的 不交易 的设想作准备。	但联合王国政府也一直在加紧准备,以备可能出现 不达成协议 的情况。	但是英国政府也在加紧为可能出现的 无协议 局面做准备。

Table 5: The comparable examples extracted from the outcomes of the newestst19 EN → ZH.

shown that the proposed HDR-NMT with an HDR-encoder (Figure 4(c)) and an NMT-encoder (Figure 4(b)) achieve higher semantic similarities than those from the baseline (Figure 4(a)).

We sample 3,000 sentences containing the homograph (“right”) and visually compare the distributions of the homographic word representations in the latent space using T-SNE, as shown in Figure 5. Figure 5(a) illustrates the outputs of the baseline encoder for the sampled data without any HDR learning. The output is primarily a random distribution with some degrees of regional aggregations. In comparison, a clear agglomerative pattern can be observed for the outputs of the HDR-encoder (Figure 5(b)). There are 22 synsets of the homograph “right” in the training data set “SemCor”. Although we do not know how many meanings are presented in this batch of sample data, the proposed HDR learning can produce clustered representations in the hidden space, resulting in ambiguity resolution in NMT.

Table 5 captures the examples from the outputs of the proposed approach in comparison with the baseline for the EN → ZH task. It can be observed that the HDR-NMT can distinguish the meanings of homographs, including “interest”, “rubble” and “logistics”, etc. For example, the homograph “bug” is ac-

curately translated into the meaning of “insect” (小虫 in Chinese), which the baseline ill-translates into “窃听” (“eavesdropping”) in comparison. Please refer to the heatmaps and more examples shown in Figure 7 and Table 13 in Appendix A.6 for a more detailed visualization.

5 Conclusion

In this paper, we propose a novel approach to resolve the problem of homographs in the latent space by leveraging the knowledge learned by an HDR-encoder, which can be used for disambiguation. The pre-trained HDR-encoder is subsequently integrated with a transformer-based NMT to improve the translation accuracy. Experimental results demonstrate that the proposed HDR-NMT can significantly improve translation accuracy by reducing ambiguous translation errors and boosting the BLEU scores on the EN → RU, EN → ZH, EN → DE, and EN → FR translation tasks. The effects of the proposed approach can further be verified in the improvements of other disambiguation metrics, including F1, precision, and recall in an additional task. Visualization techniques including heatmaps, T-SNE and translation examples are used to further demonstrate the proposed method’s effects.

6 Limitations

Although the proposed method effectively resolves the ambiguity of homographs in the latent space for neural machine translation, we do not investigate the potential advantages of word sense embeddings. We plan to probe into the effects of jointly training word sense embeddings in conjunction with HDR. Furthermore, the proposed method is constrained by several factors: Firstly, the gating mechanism mentioned in Section 3.2.2 may be further improved by exploring an optimal configuration of contributions from the HDR-encoder and the NMT-encoder. In addition, it is noted that the level of improvement can vary for different language directions. We have yet to establish the rationale behind this observation, and we conjecture this may relate to the number of homographs in various translation tasks. As our ultimate goal is to extend the proposed method to a multilingual setting, we should further enhance the representation learning of SR and WDR with more NLI and homograph-labeled multilingual data. Moreover, the experiment in Section 4.3 demonstrates the positive effect of implementing the HDR-encoder using a pre-trained language model on a translation direction (EN → ZH), but how to scale this up warrants further investigation.

References

- [Barba et al.2021] Barba, Edoardo, Luigi Procopio, and Roberto Navigli. 2021. Consec: Word sense disambiguation as continuous sense comprehension. In Proceedings of the 2021 Conference on Empirical Methods in Natural Language Processing, EMNLP 2021, Virtual Event / Punta Cana, Dominican Republic, 7-11 November, 2021, pages 1492–1503. Association for Computational Linguistics.
- [Berend2020] Berend, Gábor. 2020. Sparsity makes sense: Word sense disambiguation using sparse contextualized word representations. In Proceedings of the 2020 Conference on Empirical Methods in Natural Language Processing, EMNLP 2020, Online, November 16-20, 2020, pages 8498–8508. Association for Computational Linguistics.
- [Carpuat and Wu2007] Carpuat, Marine and Dekai Wu. 2007. Improving statistical machine translation using word sense disambiguation. In EMNLP-CoNLL 2007, Proceedings of the 2007 Joint Conference on Empirical Methods in Natural Language Processing and Computational Natural Language Learning, June 28-30, 2007, Prague, Czech Republic, pages 61–72. ACL.
- [Cer et al.2018] Cer, Daniel, Yinfei Yang, Sheng-yi Kong, Nan Hua, Nicole Limtiaco, Rhomni St. John, Noah Constant, Mario Guajardo-Cespedes, Steve Yuan, Chris Tar, Yun-Hsuan Sung, Brian Strope, and Ray Kurzweil. 2018. Universal sentence encoder. CoRR, abs/1803.11175.
- [Chan et al.2007] Chan, Yee Seng, Hwee Tou Ng, and David Chiang. 2007. Word sense disambiguation improves statistical machine translation. In ACL 2007, Proceedings of the 45th Annual Meeting of the Association for Computational Linguistics, June 23-30, 2007, Prague, Czech Republic. The Association for Computational Linguistics.
- [Conneau et al.2017] Conneau, Alexis, Douwe Kiela, Holger Schwenk, Loïc Barrault, and Antoine Bordes. 2017. Supervised learning of universal sentence representations from natural language inference data. In Proceedings of the 2017 Conference on Empirical Methods in Natural Language Processing, EMNLP 2017, Copenhagen, Denmark, September 9-11, 2017, pages 670–680. Association for Computational Linguistics.
- [Do et al.2020] Do, Quang-Minh, Kungan Zeng, and Incheon Paik. 2020. Resolving lexical ambiguity in english-japanese neural machine translation. In AICCC 2020: 2020 3rd Artificial Intelligence and Cloud Computing Conference, Kyoto, Japan, 18-20 December, 2020, pages 46–51. ACM.
- [Emelin et al.2020] Emelin, Denis, Ivan Titov, and Rico Sennrich. 2020. Detecting word sense disambiguation biases in machine translation for model-agnostic adversarial attacks. In Webber, Bonnie, Trevor Cohn, Yulan He, and Yang Liu, editors, Proceedings of the 2020 Conference on Empirical Methods in Natural Language Processing, EMNLP 2020, Online, November 16-20, 2020, pages 7635–7653. Association for Computational Linguistics.
- [Gonzales et al.2017] Gonzales, Annette Rios, Laura Mascarell, and Rico Sennrich. 2017. Improving word sense disambiguation in neural machine translation with sense embeddings. In Proceedings of the Second Conference on Machine Translation, WMT 2017, Copenhagen, Denmark, September 7-8, 2017, pages 11–19. Association for Computational Linguistics.
- [Huang et al.2019] Huang, Luyao, Chi Sun, Xipeng Qiu, and Xuanjing Huang. 2019. Glossbert: BERT for word sense disambiguation with gloss knowledge. In Proceedings of the 2019 Conference on Empirical Methods in Natural Language Processing and the 9th International Joint Conference on Natural Language Processing, EMNLP-IJCNLP 2019, Hong Kong, China, November 3-7, 2019, pages 3507–3512. Association for Computational Linguistics.
- [Liu et al.2018] Liu, Frederick, Han Lu, and Graham Neubig. 2018. Handling homographs in neural machine translation. In Proceedings of the 2018 Conference of the North American Chapter of the

- Association for Computational Linguistics: Human Language Technologies, NAACL-HLT 2018, New Orleans, Louisiana, USA, June 1-6, 2018, Volume 1 (Long Papers), pages 1336–1345. Association for Computational Linguistics.
- [Liu et al.2019] Liu, Yinhan, Myle Ott, Naman Goyal, Jingfei Du, Mandar Joshi, Danqi Chen, Omer Levy, Mike Lewis, Luke Zettlemoyer, and Veselin Stoyanov. 2019. Roberta: A robustly optimized BERT pretraining approach. CoRR, abs/1907.11692.
- [Miller1998] Miller, George A. 1998. WordNet: An electronic lexical database. MIT press.
- [Nguyen et al.2018] Nguyen, Quang-Phuoc, Anh-Dung Vo, Joon-Choul Shin, and Cheol-Young Ock. 2018. Effect of word sense disambiguation on neural machine translation: A case study in korean. IEEE Access, 6:38512–38523.
- [Ott et al.2019] Ott, Myle, Sergey Edunov, Alexei Baevski, Angela Fan, Sam Gross, Nathan Ng, David Grangier, and Michael Auli. 2019. fairseq: A fast, extensible toolkit for sequence modeling. In Proceedings of the 2019 Conference of the North American Chapter of the Association for Computational Linguistics: Human Language Technologies, NAACL-HLT 2019, Minneapolis, MN, USA, June 2-7, 2019, Demonstrations, pages 48–53. Association for Computational Linguistics.
- [Pu et al.2018] Pu, Xiao, Nikolaos Pappas, James Henderson, and Andrei Popescu-Belis. 2018. Integrating weakly supervised word sense disambiguation into neural machine translation. Transactions of the Association for Computational Linguistics, 6:635–649.
- [Song et al.2021] Song, Yang, Xin Cai Ong, Hwee Tou Ng, and Qian Lin. 2021. Improved word sense disambiguation with enhanced sense representations. In Findings of the Association for Computational Linguistics: EMNLP 2021, Virtual Event / Punta Cana, Dominican Republic, 16-20 November, 2021, pages 4311–4320. Association for Computational Linguistics.
- [Tang et al.2018] Tang, Gongbo, Rico Sennrich, and Joakim Nivre. 2018. An analysis of attention mechanisms: The case of word sense disambiguation in neural machine translation. In Proceedings of the Third Conference on Machine Translation: Research Papers, WMT 2018, Belgium, Brussels, October 31 - November 1, 2018, pages 26–35. Association for Computational Linguistics.
- [Tang et al.2019] Tang, Gongbo, Rico Sennrich, and Joakim Nivre. 2019. Encoders help you disambiguate word senses in neural machine translation. In Proceedings of the 2019 Conference on Empirical Methods in Natural Language Processing and the 9th International Joint Conference on Natural Language Processing, EMNLP-IJCNLP 2019, Hong Kong, China, November 3-7, 2019, pages 1429–1435. Association for Computational Linguistics.
- [Vaswani et al.2017] Vaswani, Ashish, Noam Shazeer, Niki Parmar, Jakob Uszkoreit, Llion Jones, Aidan N. Gomez, Lukasz Kaiser, and Illia Polosukhin. 2017. Attention is all you need. In Advances in Neural Information Processing Systems 30: Annual Conference on Neural Information Processing Systems 2017, December 4-9, 2017, Long Beach, CA, USA, pages 5998–6008.
- [Vial et al.2019] Vial, Loïc, Benjamin Lecouteux, and Didier Schwab. 2019. Sense vocabulary compression through the semantic knowledge of wordnet for neural word sense disambiguation. In Proceedings of the 10th Global Wordnet Conference, GWC 2019, Wroclaw, Poland, July 23-27, 2019, pages 108–117. Global Wordnet Association.
- [Vickrey et al.2005] Vickrey, David, Luke Biewald, Marc Teyssier, and Daphne Koller. 2005. Word-sense disambiguation for machine translation. In HLT/EMNLP 2005, Human Language Technology Conference and Conference on Empirical Methods in Natural Language Processing, Proceedings of the Conference, 6-8 October 2005, Vancouver, British Columbia, Canada, pages 771–778. The Association for Computational Linguistics.
- [Yang et al.2017] Yang, Zhen, Wei Chen, Feng Wang, and Bo Xu. 2017. Multi-sense based neural machine translation. In 2017 International Joint Conference on Neural Networks, IJCNN 2017, Anchorage, AK, USA, May 14-19, 2017, pages 3491–3497. IEEE.

A Appendix

A.1 HDR-NMT_selection

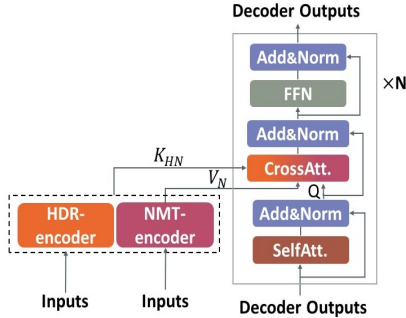


Figure 6: The architecture of HDR-NMT_selection.

In this section, we introduce a new design (aka HDR-NMT_selection) of how to integrate the HDR-encoder with the NMT. We unify the calculation of the cross attention of the HDR-encoder and the NMT-encoder in an attempt to reduce computation overhead by modifying key K_{HN} as the concatenation of the outputs of the HDR-encoder with the outputs of the NMT encoder. Moreover, the value V_N is still the output of the NMT encoder. We use the disambiguation knowledge from the HDR encoder to select the appropriate translation information from the NMT encoder. *HDR-NMT_selection* only has one calculation process of the cross attention shown in Figure 6. The input of attention in *HDR-NMT_selection* has been modified as:

$$Att(Q, K, V) = softmax\left(\frac{Q \cdot K_{HN}^T}{\sqrt{d_k}}\right) \cdot V_N \quad (8)$$

$$K_{HN} = [K_H; K_N] \quad (9)$$

Table 6 illustrates the results of the HDR-NMT_selection with a positive outcome.

Model	EN → RU	EN → ZH	EN → DE	EN → FR
Fairseq	23.9	25.5	26	38.3
SR	25.0	26.2	26	38.5
SR+WDR	25.4	26.1	26.1	38.6

Table 6: The specific results of HDR-NMT_selection.

A.2 Details of Datasets

The specific details of the involved datasets are depicted in Table 7.

Language	#Train	#Dev	#Test	#Vocab
EN → RU	21M	3000	3001	25k/31k
EN → ZH	8M	5982	2001	19k/49k
EN → DE	3.5M	36023	2169	30k/31k
EN → FR	30M	23102	3003	31k/31k

Table 7: The specific count of the training, development, and test sets. The values in #Vocab show the size of the source and target vocabularies.

A.3 Total Number of Parameters

Table 8 shows the total number of parameters for all models.

Language	add	gate	cascade	selection	baseline
EN → RU	111k	98k	98k	100k	73k
EN → ZH	117k	104k	104k	106k	79k
EN → DE	113k	100k	100k	102k	75k
EN → FR	114k	101k	101k	103k	76k

Table 8: The specific total number of parameters in every HDR-NMT model. The “add” represents the HDR-NMT_add, “gate” represents the HDR-NMT_gate, “cascade” represents the HDR-NMT_cascade and “selection” represents the HDR-NMT_selection.

A.4 Effects of SR and WDR Learning on More Translation Tasks

Tables 9-10 demonstrate the effects of SR and WDR learning can be observed on other translation tasks (EN → ZH and EN → DE).

EN → ZH	add	gate	cascade
SR	25.9	26	25.9
SR+WDR	26.2	25.8	25.7
FT-SR	26.1	26.3	26.5
FT-SR+WDR	26.2	26.6	26.4

Table 9: The specific results of EN → ZH translation task.

EN → DE	add	gate	cascade
SR	26.3	25.7	26
SR+WDR	26.4	26.2	26.1
FT-SR	26.6	26.3	26.4
FT-SR+WDR	26.9	26.7	26.5

Table 10: The specific results of EN → DE translation task.

A.5 Additional NMT Encoder Does not Help

Table 11 shows that simply adding an NMT-encoder does not produce a positive outcome.

A.6 More Visualization and Translation Examples

Figure 7 and Table 13 capture more visualization and translation examples demonstrating the effects

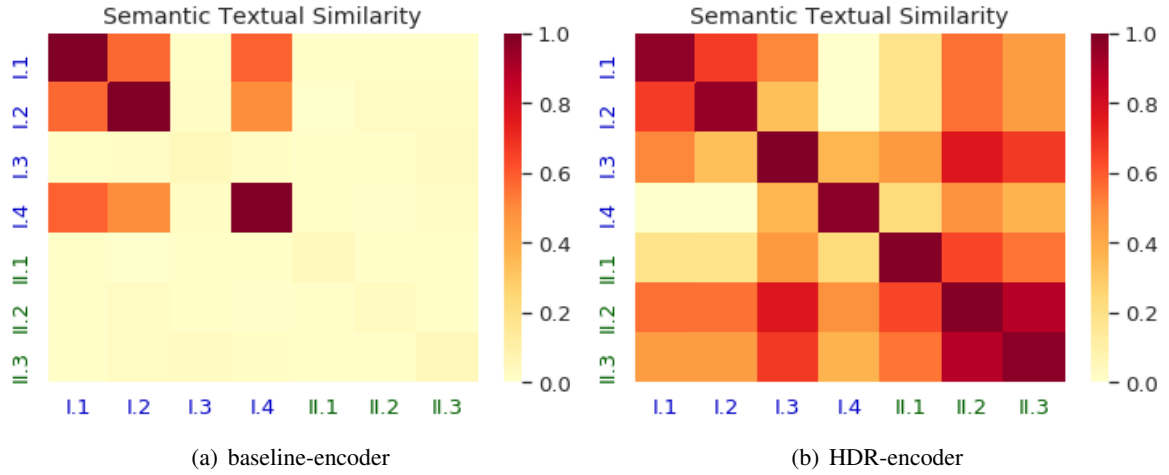


Figure 7: (a) The heatmap results of the baseline encoder. (b) The heatmap result of the HDR-encoder. **I.1** : The main logistics base will be established in Nyala. **I.2** : Deploy experienced in-country logistics staff, as required. **I.3** : Length of logistics chains. **I.4** : Traceability and logistics of operations. **II.1** : Achieving this would require significant improvement of logistics capabilities in the region. **II.2** : Distribution services are central in the logistics chain and for trade in goods and other services. **II.3** : Transport, logistics and global value chains.

Model	EN → ZH
Fairseq	25.5
NMT-encoder+NMT-encoder	25.0(-0.5)
HDR-encoder+NMT-encoder	26.2(+0.7)

Table 11: The comparison of effect on different dual NMT-encoders.

Model	EN → ZH
Fairseq	6.050
HDR-NMT	7.700
Reference	8.075

Table 12: The human evaluation results on EN → ZH translation task.

of the proposed method.

Source	Baseline Output	HDR-NMT _{SR} Output	HDR-NMT _{SR+WDR} Output	Ground Truth
Sims was 20 years old.	模拟 已经20岁。	模 拟 人 年 仅20岁。	西姆斯 20岁。	Sims 享年 20岁。
We're doing great with North Korea, he said.	他说,“我们在北朝鲜问题上 做得很好 。”	他说,“我们在北朝鲜 做了大量工作 ”。	他说,“我们与北朝鲜 合作得不错 。”	他说道,“我们跟朝鲜 相处得很好 。”
He is one of a number of famous rappers to change their name.	他是许多更改姓氏的著名 拉客 之一。	他是一些著名的改名者之一。	他是一些改变姓氏的著名 歌手 之一。	很多著名 说唱歌 手都改过名字。
They said, 'don't go out there with that hat on .'	他们说,‘不要 随身 而出。’	他们说,‘不要 带着这种头衔 离开那里。’	他们说,‘不要 戴上这个帽子 出去’。	他们说,‘别 带着那顶帽子 出去’。
They want to be famous to say my name , but it is part of the job.	他们想要 说出自己的名字 ,但这是工作的一部分。	他们 想要有名声 ,但这是工作的一部分	他们想 用我的名字 来闻名,但这是工作的一部分。	他们想 利用我出名 ,但这也是他们工作的一部分。
Red Tide has also been observed inPasco County.	在帕斯科州也发现了 红色赛德 。	帕斯科州也观察到 红铁德	在帕斯科州也观察到 红潮 。	帕斯科县 (Pasco County) 也出现了 赤潮 。

Table 13: The comparable examples extracted from the outcomes for the newstest19-EN → ZH.