

ALADIN-NST: Self-supervised disentangled representation learning of artistic style through Neural Style Transfer

Dan Ruta
University of Surrey

Gemma Canet Tarrés
University of Surrey

Alex Black
University of Surrey

Andrew Gilbert
University of Surrey

John Collomosse
University of Surrey, Adobe

Abstract

Representation learning aims to discover individual salient features of a domain in a compact and descriptive form that strongly identifies the unique characteristics of a given sample respective to its domain. Existing works in visual style representation literature have tried to disentangle style from content during training explicitly. A complete separation between these has yet to be fully achieved. Our paper aims to learn a representation of visual artistic style more strongly disentangled from the semantic content depicted in an image. We use Neural Style Transfer (NST) to measure and drive the learning signal and achieve state-of-the-art representation learning on explicitly disentangled metrics. We show that strongly addressing the disentanglement of style and content leads to large gains in style-specific metrics, encoding far less semantic information and achieving state-of-the-art accuracy in downstream multimodal applications.

1. Introduction

Artistic style refers to the unique visual appearance of how a subject is depicted in a work of art. Style is ever-evolving, and it is complex, if not impossible, to create an exhaustive ontology for. Therefore, capturing this subjective information in a model is an open and challenging area of research. Even for humans, style can be challenging to pinpoint and separate. However, this task is easier in a comparative setting, where similarities and differences between two stylistically similar images can hint at common properties. A constant challenge with automated approaches and human judgment is separating and disentangling style from the subject matter. This is especially an issue in the comparative case, where two stylistically similar images can often

represent the same content.

Yet a representation of style has many applications. Aside from simple style-based image retrieval tasks, there are also other uses, such as style conditioned image generation [6, 24], stylization [21], automatic style tagging/captioning [19], and image translation [17].

Disentanglement in embeddings is critical in such multimodal applications, where a clean disentangled signal of the given modality is especially needed for aligning with other modalities. Thus, improvements to the disentanglement of embeddings for a modality such as artistic style can more cleanly expose only the desired style features without semantic information.

In our work, we show that this style/content entanglement is still present in state-of-the-art representations. We propose a novel learning algorithm for fully disentangled learning of style. This explicitly disentangled representation benefits downstream tasks like style-based image retrieval and tagging. Our contributions are ¹:

1. A novel methodology for training a style representation model without any content/style entanglement in the data, trained over BBST-4M [20]
2. New state-of-the-art in style representation learning with enforced disentanglement, with a new benchmark dataset
3. New state-of-the-art multimodal vision/language learning in the context of artistic style for automatic style tagging

¹Our codebase: <https://github.com/DanRuta/aladin-nst>



Figure 1. Please zoom in for details. (Left) Example style groups from the BAM-FG dataset. The images in each group are style consistent, but they are also semantically consistent. For example, the top left style group has a consistent *weathered paper* style but is also consistent in the subject matter of character design. The top right has consistent *pastel* style but is consistently interiors. The bottom left is consistent *moody vignette dark photography* style, but all images are of landscapes. Bottom right *vector art* images all contain faces. (Right) Example synthetic style consistent images, as used in our work (via NeAT). The left-most images in each style group are the reference style image. The BAM-FG data (left) shows style consistency at the cost of entanglement with semantic consistency, unlike the synthetic data (right).

2. Related Work

The seminal work of Gatys’s neural style transfer [5] introduced the concept of using neural, learning based methods for re-rendering a given content image, such as a photograph, to match the visual artistic style of a second stylistic image, typically an artwork. Other works extended neural style transfer to multiple, and eventually arbitrary styles per model [10, 12–14, 25].

AvatarNet [23], and later SANet [16] explore the application of self attention modules in performing style transfer in a feed-forward manner, aligning feature statistics between the content and style images. PAMA [15] proposes an alternative attention mechanism based on iterative refinement of feature alignment, progressively adjusting content features to match style features in a more spatially consistent manner. ContraAST [1] uses self attention as per SANet in conjunction with domain-level adversarial losses and contrastive losses to push the stylized images to resemble distributions of real images better - thereby creating more convincingly real looking images regardless of style. CAST [27] primarily improve this process by including ground truth style images in the contrastive losses.

NeAT [20] further build on the work in ContraAST and CAST, using an expanded version of the attention approach in PAMA, and other robustness and quality improvements. Additionally, they perform stylization as an image editing process rather than an image re-generation process by predicting deltas over a partially corrupted version of the reference content image.

In a similar branch of research, image translation works like MUNIT [9] and Swapping Autoencoders (SAE) [17]

decompose a pair of images into structural information and global unlocalized latents, which can be mixed during inference to render an image with mixed properties. These works demonstrate how an embedding optimized to capture global information (such as style) can be used in a generative setting.

Using a triplet loss, [3] learn a coarse metric style representation for 7 styles, using the style-labeled subset of the BAM dataset [26]. ALADIN [22] first explored a *fine-grained* style representation using their newly labeled BAM-FG dataset. Depending on the chosen similarity strength, this larger dataset contains up to 135k style groups. They design their model for the disentangled representation of content and style by extracting features as global AdaIN statistics from each encoder layer. The BAM-FG dataset was curated via crowd annotation to select style-coherent images in existing weakly labeled style coherent groups of images from *Behance.net*. The labeling process removed anomalies and cleaned the coherent style groups such that the remaining images in a group, at several thresholds, was human verified to be style consistent. This helped to drive ALADIN to be state-of-the-art in style representation capabilities, further to the training methodology.

However, this labeling process needs to be revised. The dataset is indeed style coherent, but the labeling process only improves the style coherency of any given small set of images - it does not help avoid content and style disentanglement. If all the images in a style group have the same content depicted, the BAM-FG cleaning process only helps ensure they are also style consistent. But resulting style groups are also consistent in the content information.

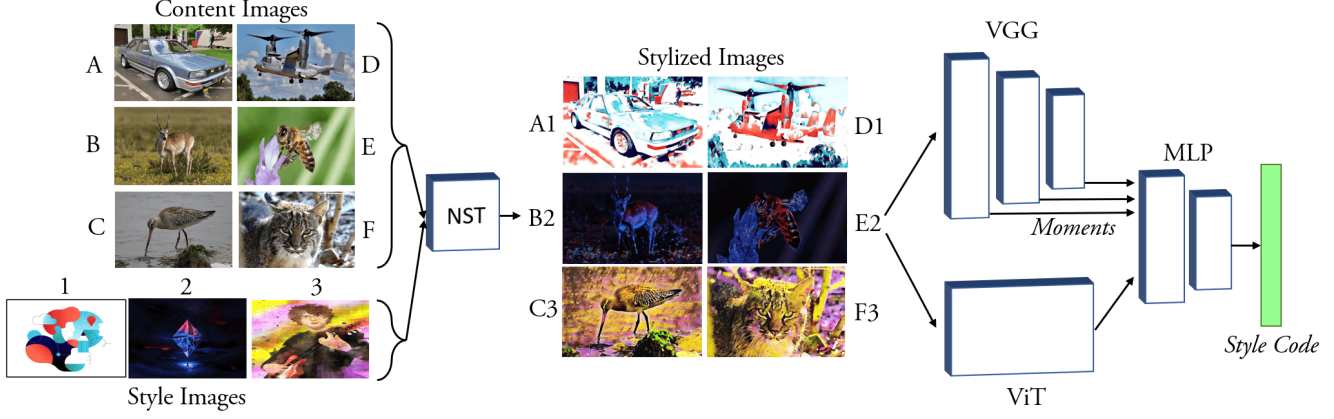


Figure 2. Visualization of our NST-driven style representation learning method. We show a training iteration with batch size 6, with 6 content images and 3 style images (in our experiments, we use much larger batch sizes but use 6 here for clarity). The content images are stylized with a pre-trained and frozen Neural Style Transfer method using two copies of the 3 style images. We extract a style embedding using layer-wise global moment statistics and the logits from a more localized vision transformer.

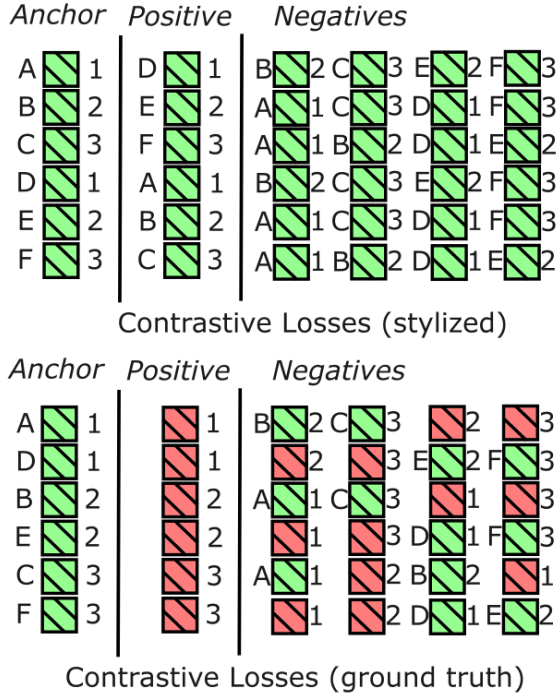


Figure 3. A set of contrastive losses are computed for each stylized image in the batch. The positive sample is the other sample in the batch where the same original style image was used as a style reference during stylization. As half the number of style images are selected per batch, there will always be two images with the same style. The negative samples in the contrastive losses are thus the remaining images in the batch, which are stylized with other randomly sampled style images in the batch. Additional sets of contrastive losses compare the stylized images’ embeddings to the embeddings of the source style images, as per CAST [27] and NeAT. Red squares represent ground truth images’ embeddings.

As artists develop their skills, they likely specialize in specific subsets of subject matter, such as faces or character design. Alternatively, the work they publish can showcase a project they worked on where the subject matter was constrained to some requirements. This effect is visualized in Figure 1 (left), showing a few style groups from the BAM-FG dataset. The images therein are indeed style consistent, but they also share semantic features.

3. Methodology

In our work, we set out to create a model to learn disentangled representations of style without being affected by semantics data biases. We seek to train a model on data that has high variance in the semantic content depicted but has a consistent style. As discussed in previous sections, real data with such properties is rare or impractical to create through human artists. Instead, we use the current state-of-the-art neural style transfer methods to create synthetic datasets of stylized images where the style is consistent, but where the content varies depending on our source content images. Fig. 1 (right) visualizes synthetic stylized data used in our work. Given a style image, we can generate images with the same style but completely random and arbitrary semantic content.

Given a batch of content and style images, we know the synthesized data’s ground truth style and content relations. We dynamically use fast, feed-forward NST methods during training to maximize the number of styles we can use without the impractical storage space needed to pre-compute the images. We induce the style learning signal through contrastive losses [2], computed amongst the images generated by the NST method and the reference style image. We sample only half the number of style images in a batch to synthesize two images with the same style in each batch, for

Model	NST learning signal			NeAT test set		PAMA test set		SANet test set		Average values	
	NeAT	PAMA	SANet	mAP	IR-1	mAP	IR-1	mAP	IR-1	mAP	IR-1
ALADIN-ViT [19]	-	-	-	16.823	0.270	9.9964	0.0575	12.493	0.0599	13.104	0.129
Ours (ViT)	✓			85.306	66.308	51.012	15.303	67.525	28.423	67.948	36.678
Ours (ViT)		✓		69.226	23.415	62.886	20.628	51.934	6.393	61.349	16.812
Ours (ViT)			✓	80.230	46.466	56.215	18.738	74.621	35.693	70.355	33.632
Ours (ViT)	✓	✓		84.997	59.650	68.468	30.563	67.021	23.443	73.495	37.885
Ours (ViT)	✓		✓	85.052	64.993	53.657	17.688	77.410	46.408	72.040	43.030
Ours (ViT)		✓	✓	77.056	36.413	64.596	23.048	67.229	22.835	69.627	27.432
Ours (ViT)	✓	✓	✓	83.915	58.900	67.484	29.745	74.755	34.460	75.385	41.035

Table 1. Style representation learning metrics (IR-topk and mAP) of our model with different NST learning signals. We also compare against ALADIN-ViT [19], keeping the same backbone. We measure the representation learning using multiple test sets compiled with different style transfer works from literature: NeAT [20], PAMA [15], and SANet [16].

each style. For each synthetic stylized image, we use the other image stylized with the same style in this batch as the positive and the remaining images in the batch (stylized with the different style images) as negatives. This encourages our embedding to represent the style information shared in the stylized pairs, regardless of the semantic content depicted, which is random. We use standard contrastive losses to drive the learning signal using this self-supervised approach of data labelling, as visualized in Fig 2.

This approach also benefits from using style images from datasets where style-consistent labeling is not required in a self-supervised manner. We thus use the BBST-4M dataset [20], as it has one of the highest diversity of style images - 2 million images in the style subset. The style subset in BBST-4M is also filtered to only contain stylistic (artistic) data, unlike BAM-FG, which includes style groups of non-stylistic images such as photographs. Artistic images are better suited for NST, as these processes are specifically designed to transfer such style.

3.1. Moments

Global feature statistics have been demonstrated in literature [8, 14] to capture global style in an image. Standard statistics used are mean and variance. In moments, these represent the first and second moment, though higher order moments have been used to drive NST through moment matching [11], with higher quality. We thus use the first four moments in our work, further extracting skewness and kurtosis from feature statistics in the VGG branch.

The skewness formula is shown in Eq 2, calculated via the z scores (Eq 1), and the kurtosis is shown in Eq 3, where a positive value indicates leptokurtic data distribution, and a negative value indicates a platykurtic distribution - measures of the tails of the data distribution.

$$z_{scores} = \frac{X - \mu}{\sigma} \quad (1)$$

$$m_3 = \frac{\sum z_{scores}^3}{n} \quad (2)$$

$$m_4 = \frac{\sum z_{scores}^4}{n} - 3 \quad (3)$$

We also include highly expressive features extracted from a vision transformer [4] model to capture more localized features in an image. We concatenate these embeddings and project them into a 1024 dimension style vector, as shown in Figure 2.

3.2. Loss

The loss objective is a standard contrastive loss, shown in Eq 6, where \mathcal{A} represents our ALADIN-NST model, x_s and x_c represent style and content images respectively, and NST represents a randomly sampled NST method from the methods used, to stylize x_s and x_c into \mathcal{S}_{sc} :

$$\mathcal{S}_{sc} = NST(x_s, x_c) \quad (4)$$

$$pos = \mathcal{A}(\mathcal{S}_{sc})_a^T \mathcal{A}(\mathcal{S}_{sc})_p / \tau \quad (5)$$

$$\mathcal{L} := -\log \left(\frac{\exp(pos)}{\exp(pos) + \sum \exp(\mathcal{A}(\mathcal{S}_{sc})_a^T \mathcal{A}(\mathcal{S}_{sc})_n / \tau)} \right) \quad (6)$$

4. Experiments

Due to the cross-NST approach in our style representation learning signal, the 2 million images in each of the content and style splits of BBST-4M lead to a synthetic dataset of an effective 4 trillion images. This creates a practically limitless combination of style and content during training.

4.1. Data

To evaluate how well the model represents specifically disentangled style information, we need to consider test data that is also wholly disentangled. We also apply our synthetic NST dataset creation methodology for the test set, ensuring no overlap with training data. Using 400 new style images from Behance, and 100 new content images from

Model	Dataset	NeAT [20] test set		PAMA [15] test set		SANet [16] test set		Average values	
		mAP	IR-1	mAP	IR-1	mAP	IR-1	mAP	IR-1
ALADIN [22]	BAM-FG	59.549	8.085	38.423	1.7025	48.712	3.560	48.895	4.449
→ Fused [22]	BAM-FG	53.941	4.485	32.686	0.550	42.592	2.395	43.073	2.477
ALADIN-ViT [19]	BAM-FG	16.823	0.270	9.996	0.058	12.493	0.060	13.104	0.129
SAE [17]	BAM-FG	51.600	16.100	28.500	4.000	28.814	4.643	36.305	8.248
Ours	BAM-FG	85.955	58.108	67.699	24.967	74.355	27.154	76.003	36.743
Ours	BBST-4M	90.965	69.523	80.861	42.803	84.953	45.258	85.593	52.528

Table 2. Style representation strength, compared to baseline methods. Higher values are better.

Model	Dataset	NeAT [20] test set		PAMA [15] test set		SANet [16] test set		Average values	
		mAP	IR-1	mAP	IR-1	mAP	IR-1	mAP	IR-1
ALADIN [22]	BAM-FG	5.547	0	8.523	0	4.642	0	6.237	0
→ Fused [22]	BAM-FG	11.008	0	19.239	0.013	8.920	0	13.056	0.004
ALADIN-ViT [19]	BAM-FG	15.058	0.023	10.081	0.028	8.097	0.003	11.079	0.018
SAE [17]	BAM-FG	2.198	0.003	3.815	0.005	2.758	0	2.924	0.003
Ours	BAM-FG	1.523	0	1.575	0	1.630	0	1.576	0
Ours	BBST-4M	1.491	0	1.427	0	1.652	0	1.523	0

Table 3. Comparisons with the same baselines as Table 2, measuring similarity between content images. In this table, a higher value is worse, as it represents higher content entanglement.

Flickr, we extend BBST-4M with synthetic stylized images. We create 40k images, stylizing each content image with each style.

We use NeAT, PAMA, and SANet variants of this test set to evaluate the generalization of style representation independent of any systematic signatures specific to any NST method - visible or otherwise. We select these three NST methods given their fast and leading stylization qualities in literature. We manually selected the source style images to ensure a high variety of styles and no duplicates or styles too similar by manually inspecting style-based image retrieval for each style image as a query over the remaining test set style source corpus.

We’d like to stress that although we are evaluating the disentanglement capabilities of our technique on synthetic data, we show through our other experiments that our representation carries over its strengths to real data, also. The synthetic data is only used for evaluating disentanglement properties, as real disentangled data is not available.

4.2. Metrics

We build our evaluation pipeline around image retrieval using these synthetic test sets. The primary metric we measure is mean average precision (mAP). We calculate the mAP by considering the other 99 content images stylized with the same style as positives and those stylized with the different style images as negatives. For each image in the test set, we re-arrange the remaining test set images, sorted by similarity in the style embedding space to this query image. We also use the Instance Retrieval (IR) [22] metric

from ALADIN, for which we measure the *top-k* accuracy of retrieving the source style image from the corpus. We remove the other stylized images of the same style from the corpus to only leave the query and source images sharing the same style for a given search.

4.3. Ablations

Table 1 contains ablations where we experiment with the NST methods used for driving the style learning signal during training. Using more than one method is essential for generalizing the style representation. Using only one NST method risks modeling specific artifacts of that method. Future work could incorporate additional new NST methodologies as the field advances. Our final model uses all 3 methods: NeAT, PAMA, and SANet. We explore these ablations using only a ViT backbone, such that we can also draw fair comparisons to literature using the same architecture, ALADIN-ViT.

4.4. Baselines

We compare our model against baselines in Table 2. Demonstrating also how the BAM-FG dataset needs to be revised as a style-only dataset. We train Swapping Autoencoders (SAE) [17], and our model with BAM-FG to compare the data fairly.

The accuracy rankings according to the literature are flipped in our measurements as we test with purely disentangled labels. ALADIN scores highest despite being the first relevant model because its features are extracted globally. Their fusion includes ResNet embeddings, which introduce





Figure 4. Style-based image retrieval comparison between our method variants and previous literature.

					
ALADIN-ViT	neon-like, warm toned lighting, light trail, strong outline, all cap	narrative driven, manga, Japanese, cartoon drawing, graphic art	regulated layout, posh, promoting, triangle composition, branding package	mixed media, layered composition, watercolor painting, handmade artwork painting, illustrative	color splash, marker drawing, expressionist, word sound effects, subtle colors
Ours (fused)	dark image, chiaroscuro, black and red, red, dark picture	documentary, vigorous, past, documentary shot, dark contrast	trustful, housing, posh, housing architecture render, solarpunk	colorful drawing, abstract art, abstract artwork, nonobjective, cubism	storyboarding, interpretive, panel, story, storyboarding
Ours	flame, spark, dark vibe, explosion, dark space	contrasted, high contrast, suburban, documentary shot, documentary	glass, trustful, architectural landscape, pentagonal, pointy	soft, soft color, soft and bright color, feminine, soft colors	comic book art, black and white art, comic art, comic, doodle art
					
ALADIN-ViT	cold hue, product-focused, product description, blue-based, digital publication	had material, watery, bird eye view, nobody	measuring, technical sketch, design sketch, typography element	user input, 3d building plan, internet, gathering information, datum collecting	expressive, irregular angle, clean stroke, blue glow, copy
Ours (fused)	mystical, fantasy concept art, fantasy art, aqua, fantasy painting	reflective, commercial shot, rough texture, geometric shape, geometric line	sketch scamp, scamp, sketch work, sketch, sketched line	uxui design, design interface, user interface, ui instructional design, interface	poverty, struggle, slum, evocative, documented
Ours	layered composition, aqua, mystical, fantasy painting, digital print	embossed, small shape, cup, stone image, light grey	idea, blended, pen and pencil, sketch, quick	page layout, image of article, blocky layout, conceptual layout, stationery design	high-contrast, retouched, noir, poverty, slum
					
ALADIN-ViT	cool hue, mockup, magazine booklet layout, blue themed, graphic layout	hand drawn, changing proportion, sketchy, saddening, line drawing	colorful, bright, bright bold, flow, color-heavy	curved line, colorful drawing, mark making, blue ink drawing, thin stroke	fading, sans serif and serif, red highlighting, thin letter, typeface
Ours (fused)	editorial design, editorial, editorial mockup, editorial work, editorial mockup	line, ink work, ink, ink drawing, outline	pastel, pastoral, black tea painting, art appreciation, colorful drawing	abstract line, mark-making, line, fine, fluid line	spontaneous, beginner, sketchbook, paper pattern, light pencil work
Ours	editorial, editorial design, readable, editorial mockup, professional style	animation sketch, fine-line drawing, figurative drawing, line drawing illustration, sketch of cartoon character	pastel, art therapy, fine art, traditional illustration, child illustration	fluid, blue, cut paper, plump, material sample	printmaking, delicate type, various printed paper work, lino, handmade

Figure 5. Please zoom for more image detail. Zero-shot automatic style tagging comparison, between ALADIN-ViT, our model, and our fused variant, joining our disentangled embeddings with ALADIN-ViT. We show the top 5 tags for each image.

semantic entanglement as a by-product of the higher BAM-FG style scores. ALADIN-ViT scores are even lower on our

disentangled test set due to a lack of explicitly global features, therefore more intensely focusing on localized and,

thus, typically more semantic information.

In Table 3, we repeat our evaluation found in Table 2, but instead of measuring the style retrieval in our test sets, we measure *content* retrieval. Like the style evaluation, we compute mAP by using a query image and evaluating retrieval of the corpus concerning all the other 399 images of the same content, but stylized with different style images. In other words, measuring semantics-based image retrieval, irrespective of style.

For IR- k , we filter out the other stylized versions of the content image stylized in the query and measure the retrieval of the original un-stylized content image. We run this set of evaluations to measure how strongly the style embeddings capture content/semantic information. Supporting our previous explanations, ALADIN’s fused and ViT variants each capture more semantic information. Our work improves upon this, as our style embeddings perform much more poorly at retrieving images with the same content.

4.5. Training details

We train ALADIN-NST with the NeAT, PAMA, and SANet NST methods for roughly 3 days on a single A100 GPU until convergence. We stylized images for training using 512px resolution, which we downsample to 256x256 for the VGG branch and 224x224 as needed for ViT-B₁₆, using the same ViT as ALADIN. We disable the prior blurring in NeAT for speed. We use the Adam optimizer, and a target batch size of 1024 via logit accumulation. We decay the learning rate by 0.999875 every 100 iterations.

4.6. Style-based image retrieval

In Figure 4, we visualize a comparison of our method to baseline methods in the literature for style-based image retrieval. We show our approach trained on both BBST-4M and BAM-FG. We perform the retrieval over a corpus of 500k images from BBST-4M.

Our results are comparable regarding visual features, improving slightly on the color consistency of retrieved results (bottom right). However, there is less semantic consistency between our model’s query and outcomes, especially compared to the previous ALADIN models. In the top left of Figure 4, the *heart* in the query image retrieves some other heart-related imagery in baselines. In the top right, baseline recovered results contain faces and character designs, also present in the query.

5. Multimodal vision-language learning

We use style embeddings from our proposed model to learn a joint multimodal representation between style and language. We replicate the work in StyleBabel [19], where style tags attributed to images can be used as labels for this task. We replace their ALADIN-ViT vision backbone with ours, and we similarly train an MLP, joining these style

embeddings to text embeddings extracted using CLIP [18] through contrastive learning. We aim to measure how our new style embeddings can be used in this multimodal setting.

We measure a WordNet score of 0.329, which beats their baseline CLIP WordNet score of 0.215, but does not beat the ALADIN-ViT WordNet score of 0.352. This may be due to the inherent content/style entanglement of the style tags in StyleBabel, which itself is not strictly disentangled. There exist several tags in StyleBabel, such as *t-shirt design*, *interior design*, *fashion photography*, which do describe the style, but in a context that is also grounded in semantics. By explicitly not encoding semantic information in our style embeddings, such tags are more difficult to retrieve.

Inspired by the fusing [22] of the complementary ALADIN and ResNet [7] embeddings, we explore a fusion of our disentangled style embeddings with ALADIN-ViT embeddings, which contain some semantic information. We extract and concatenate embeddings from both models and use this dual-model embedding as a style embedding for learning the joint vision+language multimodal embedding against CLIP. We achieve a state-of-the-art WordNet score of **0.415** on StyleBabel tags. We use the same test split for our measurements. In Fig. 5, we visualize automatic zero-shot style tagging with ALADIN-ViT (baseline), our model, and our model fused with ALADIN-ViT over images from the StyleBabel test set.

6. Conclusions

We explore a novel learning methodology for artistic style, achieving stronger disentanglement. We demonstrate the value of this by further achieving state-of-the-art multimodal vision+language learning on StyleBabel tags.

Our approach relies on NST as a strong driver of style consistency, thus limiting us to the capabilities of such automated stylization methods. However, as NST methods continue to improve, so can our method in how well it can capture style. The better the artistic stylization process can be modeled by NST models, the better our technique can be trained to capture that style, by simply including the technique in our pipeline.

For practicality, we can only rely on fast, feed-forward approaches. Optimization and diffusion based techniques are too slow to dynamically synthesize training data during the training loop unless this data is synthesized ahead of time, trading off variety of artistic styles and high storage costs.

Further work could explore scaling the Vision Transformer branch of the model, as well as exploring variants with a more global context.

References

- [1] Haibo Chen, Lei Zhao, Zhizhong Wang, Zhang Hui Ming, Zhiwen Zuo, Ailin Li, Wei Xing, and Dongming Lu. Artistic style transfer with internal-external learning and contrastive learning. In A. Beygelzimer, Y. Dauphin, P. Liang, and J. Wortman Vaughan, editors, *Advances in Neural Information Processing Systems*, 2021. (Cited on page 2)
- [2] T. Chen, S. Kornblith, M. Norouzi, and G. Hinton. A simple framework for contrastive learning of visual representations. *arXiv preprint arXiv:2002.05709*, 2020. (Cited on page 3)
- [3] J. Collomosse, T. Bui, M. Wilber, C. Fang, and H. Jin. Sketching with style: Visual search with sketches and aesthetic context. In *Proc. ICCV*, 2017. (Cited on page 2)
- [4] A. Dosovitskiy, L. Beyer, A. Kolesnikov, D. Weissenborn, X. Zhai, T. Unterthiner, M. Dehghani, M. Minderer, G. Heigold, S. Gelly, J. Uszkoreit, and N. Houlsby. An image is worth 16x16 words: Transformers for image recognition at scale. *arXiv preprint arXiv:2010.11929*, 2020. (Cited on page 4)
- [5] L. A. Gatys, A. S. Ecker, and M. Bethge. Image style transfer using convolutional neural networks. In *Proc. CVPR*, pages 2414–2423, 2016. (Cited on page 2)
- [6] Cusuh Ham, Gemma Canet Tarres, Tu Bui, James Hays, Zhe Lin, and John Collomosse. Cogs: Controllable generation and search from sketch and style, 2022. (Cited on page 1)
- [7] Kaiming He, Xiangyu Zhang, Shaoqing Ren, and Jian Sun. Deep residual learning for image recognition. *CoRR*, abs/1512.03385, 2015. (Cited on page 8)
- [8] Xun Huang and Serge J. Belongie. Arbitrary style transfer in real-time with adaptive instance normalization. *CoRR*, abs/1703.06868, 2017. (Cited on page 4)
- [9] X. Huang, M.-Y. Liu, S. Belongie, and J. Kautz. Multimodal unsupervised image-to-image translation. In *ECCV*, 2018. (Cited on page 2)
- [10] Justin Johnson, Alexandre Alahi, and Li Fei-Fei. Perceptual losses for real-time style transfer and super-resolution, 2016. (Cited on page 2)
- [11] Nikolai Kalischek, Jan Dirk Wegner, and Konrad Schindler. In the light of feature distributions: moment matching for neural style transfer. *CoRR*, abs/2103.07208, 2021. (Cited on page 4)
- [12] S. Karayev, M. Trentacoste, H. Han, A. Agarwala, T. Darrell, A. Hertzmann, and H. Winnemoller. Recognizing image style. In *Proc. BMVC*, 2014. (Cited on page 2)
- [13] Chuan Li and Michael Wand. Precomputed real-time texture synthesis with markovian generative adversarial networks, 2016. (Cited on page 2)
- [14] Yijun Li, Chen Fang, Jimei Yang, Zhaowen Wang, Xin Lu, and Ming-Hsuan Yang. Universal style transfer via feature transforms. *CoRR*, abs/1705.08086, 2017. (Cited on page 2, 4)
- [15] Xuan Luo, Zhen Han, Linggang Yang, and Lingling Zhang. Consistent style transfer. *CoRR*, abs/2201.02233, 2022. (Cited on page 2, 4, 5)
- [16] Dae Young Park and Kwang Hee Lee. Arbitrary style transfer with style-attentional networks. *CoRR*, abs/1812.02342, 2018. (Cited on page 2, 4, 5)
- [17] Taesung Park, Jun-Yan Zhu, Oliver Wang, Jingwan Lu, Eli Shechtman, Alexei A. Efros, and Richard Zhang. Swapping autoencoder for deep image manipulation. In *Advances in Neural Information Processing Systems*, 2020. (Cited on page 1, 2, 5)
- [18] A. Radford, J. Wook Kim, C. Hallacy, A. Ramesh, G. Goh, S. Agarwal, G. Sastry, A. Askell, P. Mishkin, J. Clark, G. Krueger, and I. Sutskever. Learning transferable visual models from natural language supervision. *arXiv preprint arXiv:2103.00020*, 2021. (Cited on page 8)
- [19] Dan Ruta, Andrew Gilbert, Pranav Aggarwal, Naveen Marri, Ajinkya Kale, Jo Briggs, Chris Speed, Hailin Jin, Baldo Faieta, Alex Filipkowski, Zhe Lin, and John Collomosse. Style-label: Artistic style tagging and captioning, 2022. (Cited on page 1, 4, 5, 8)
- [20] Dan Ruta, Andrew Gilbert, John Collomosse, Eli Shechtman, and Nicholas Kolkin. Neat: Neural artistic tracing for beautiful style transfer, 2023. (Cited on page 1, 2, 4, 5)
- [21] Dan Ruta, Andrew Gilbert, Saeid Motiian, Baldo Faieta, Zhe Lin, and John Collomosse. Hypernst: Hyper-networks for neural style transfer, 2022. (Cited on page 1)
- [22] Dan Ruta, S. Motiian, B. Faieta, Z. Lin, H. Jin, A. Filipkowski, A. Gilbert, and J. Collomosse. Aladin: All layer adaptive instance normalization for fine-grained style similarity. *arXiv preprint arXiv:2103.09776*, 2021. (Cited on page 2, 5, 8)
- [23] Lu Sheng, Ziyi Lin, Jing Shao, and Xiaogang Wang. Avatar-net: Multi-scale zero-shot style transfer by feature decoration. In *Computer Vision and Pattern Recognition (CVPR), 2018 IEEE Conference on*, pages 1–9, 2018. (Cited on page 2)
- [24] Gemma Canet Tarrés, Dan Ruta, Tu Bui, and John Collomosse. Parasol: Parametric style control for diffusion image synthesis, 2023. (Cited on page 1)
- [25] Dmitry Ulyanov, Vadim Lebedev, Andrea Vedaldi, and Victor Lempitsky. Texture networks: Feed-forward synthesis of textures and stylized images, 2016. (Cited on page 2)
- [26] M. J. Wilber, C. Fang, H. Jin, A. Hertzmann, J. Collomosse, and S. Belongie. Bam! the behance artistic media dataset for recognition beyond photography. In *Proc. ICCV*, 2017. (Cited on page 2)
- [27] Yuxin Zhang, Fan Tang, Weiming Dong, Haibin Huang, Chongyang Ma, Tong-Yee Lee, and Changsheng Xu. Domain enhanced arbitrary image style transfer via contrastive learning. In *ACM SIGGRAPH*, 2022. (Cited on page 2, 3)