

# **Distinguishing ChatGPT(-3.5, -4)-generated and human-written papers through Japanese stylometric analysis**

Wataru Zaitzu<sup>1</sup>, Mingzhe Jin<sup>2</sup>

<sup>1</sup> Department of Psychological Counselling, Faculty of Psychology, Meiji University, Tokyo, Japan

<sup>2</sup> Institute of Interdisciplinary Research, Kyoto University of Advanced Science, Kyoto, Japan

## **ABSTRACT**

Text-generative artificial intelligence (AI), including ChatGPT, equipped with GPT-3.5 and GPT-4, from OpenAI, has attracted considerable attention worldwide. In this study, first, we compared Japanese stylometric features generated by GPT (-3.5 and -4) and those written by humans. In this work, we performed multi-dimensional scaling (MDS) to confirm the distributions of 216 texts of three classes (72 academic papers written by 36 single authors, 72 texts generated by GPT-3.5, and 72 texts generated by GPT-4 on the basis of the titles of the aforementioned papers) focusing on the following stylometric features: (1) bigrams of parts-of-speech, (2) bigram of postpositional particle words, (3) positioning of commas, and (4) rate of function words. MDS revealed distinct distributions at each stylometric feature of GPT (-3.5 and -4) and human. Although GPT-4 is more powerful than GPT-3.5 because it has more parameters, both GPT (-3.5 and -4) distributions are likely to overlap. These results indicate that although the number of parameters may increase in the future, AI-generated texts may not be close to that written by humans in terms of stylometric features. Second, we verified the classification performance of random forest (RF) for two classes (GPT and human) focusing on Japanese stylometric features. This study revealed the high performance of RF in each stylometric feature. Furthermore, the RF classifier focusing on the rate of function words achieved 98.1% accuracy. The RF classifier focusing on all stylometric features reached 100% in terms of all performance indexes (accuracy, recall, precision, and F1 score). This study concluded that at this stage we human discriminate ChatGPT from human limited to Japanese language.

# Introduction

ChatGPT [1], released by OpenAI on November 30, 2022, can fluently generate human-like writings, such as an essays, articles, academic papers, and news, and summarize sentences in English, Spanish, French, Japanese, among other languages. This generative AI is based on generative pre-trained transformer (GPT) technology equipped with several natural language processing (NLP) models such as “transformer” architectures. GPT-3.5 is an early version of ChatGPT [1]. ChatGPT has attracted considerable attention worldwide and reached 10 billion active users in two months since its release. Other chatbot systems, such as “Bard” by Google and “Bing” by Microsoft, have been released after ChatGPT. Although such chatbot systems can provide numerous benefits, they can also cause other problems. These chatbots can easily generate considerable fake news and exaggerate facts globally. In the educational sector, university students may directly use chatbots for writing reports without their inputs, and the teachers may not detect this deception. Moreover, fake scientific papers, generated by chatbot without conducting research and experiments, could lead to various problems (i.e., plagiarism or academic fraud) in the scientific field. Most people cannot distinguish texts generated by AI and those written by humans [2, 3]. Therefore, OpenAI released an AI text classifier [4] on January 31, 2023, to detect AI-written text. However, according to OpenAI [4], the detection accuracy of this classifier is low for English texts. Though “specificity” can be evaluated (91% of human-written texts are correctly classified as “human-written”), “sensitivity” (true positive, the rate of identifying AI-generated text as “written by AI”) reached only 26%. This result indicates that 74% of AI-generated texts are incorrectly classified as “human-written.” Furthermore, the performance level of this classifier was lower for non-English languages. Therefore, verification for other language including Japanese is necessary.

Moreover, OpenAI released GPT-4 on March 15, 2023. Compared with GPT-3.5, this version achieved superior performance in terms of reasoning and conciseness. The number of parameters of GPT-3.5 is 175 billion, whereas GPT-4 has approximately 100 trillion parameters. Therefore, we evaluated whether increasing AI parameters in the future can generate text similar to human-written text. Furthermore, we investigated if distinguishing AI-generated or human-written text is difficult. First, in Research 1, we compared three types of texts (GPT-3.5 and -4 generated, and human-written) for several Japanese stylometric features. If differences for stylometric features between AI and human texts exist, then we could classify both texts. Related

to this hypothesis, a previous study [5] reported the distributions of English texts between AI and humans. Moreover, Research 1 examined whether the stylometric features of GPT-4 generated texts are more close to that of human-written text than that of GPT-3.5. In such a scenario, we may not be able to discriminate AI-generated texts from human-written text in the future.

In Research 2, we verified the classification performance between ChatGPT and human using several Japanese stylometric features. According to studies for authorship identification [6], Japanese stylometric analysis using RF achieved the best scores among several machine learning techniques (support vector machine, bagging, and boosting) to determine whether a human author wrote texts. Furthermore, RF classifiers can calculate the understandable “importance” of variables (i.e., “whitebox” machine learning type). A study [7] using transformer-based machine learning model reported low accuracy in the classification task for two classes (GPT-3.5 and human). Therefore, we used RF as a classifier in this task.

Our study is novel because there is no research up to date for considering difference of stylometric features and verifying classification performance between AI and human for Japanese language.

## **Method**

### **Sample**

First, we gathered 72 Japanese academic papers for psychology (from “The Japanese Journal of Psychology” published by The Japanese Psychological Association, “The Japanese Journal of Criminal Psychology” published by The Japanese Association of Criminal Psychology, and “The Japanese Journal of Social Psychology” published by The Japanese Society of Social Psychology), written by 36 single authors. Texts, based on the above 72 papers excluding a part of the citations, consisted of approximately 1,000 characters to control each text length.

Second, we generated 144 texts (72 texts of ChatGPT-3.5 and 72 texts of ChatGPT-4) of 1,000 characters in Japanese. When generating texts, we instructed ChatGPT to generate Japanese papers with the same titles as each of the above academic paper: “Write a paper on ‘the title of the paper’.” to control these topics in each text.

## Stylometric features

We transformed the above Japanese text samples into four datasets corresponding to next four stylometric features, namely (1) bigrams of parts-of-speech (955 variables), (2) bigrams of postpositional particle words (533 variables), (3) positioning of commas (48 variables), and (4) rate of function words (221 variables). These stylometric features are efficient for classifying author and not very dependent on content. Bigram is an  $N$ -gram in case of  $N = 2$ , calculating the frequency of adjacent symbols (words, phrases, or characters) in each writing. Regarding the bigrams of parts-of-speech, we counted the number of occurrences of “preposition + verb,” “verb + adjective,” and “noun + adjective” among others in each Japanese text. Jin [8] demonstrated the effectiveness of bigram of parts-of speech in identifying authors. In the case of bigram of postpositional particle words, we particularly counted the frequency of adjacent postpositional particle words such as “は + を”, “を + が”, “は + の”. Third, positioning of commas is used to identify authorship: “は + ,(comma)”, “が + ,(comma)”, and “を + ,(comma)”. Finally, the rate of function words denotes the percentage of no-meaning words excluding noun, verb, and adjective, such as auxiliary verb, conjunction, and postpositional particle in each text (“ある/ auxiliary verb”, “さらに/ conjunction”, and “に/ postpositional particle”). This study included adverbs as function words. Zaitzu & Jin [9] reported the validity of these four stylometric features in identifying Japanese authors: the most effective features were the rate of function words; the next was bigrams of parts-of-speech. This study reported high-performance levels: 100% on sensitivity and 95.1% on specificity. Furthermore, after analyzing each stylometric feature, we grouped four datasets and analyzed the integrated dataset to verify incremental validity by using all stylometric features.

## Analysis procedure

In Research 1, we analyzed 216 texts of three classes (GPT-3.5, GPT-4, and Human) in five datasets using classical MDS to examine (1) whether both AI-based distributions differ from those of human-written texts, and (2) whether distributions of GPT-4 generated text differ from those of GPT-3.5 and are more close to those by humans than of GPT-3.5. MDS can arrange objects into a dimension based on the similarity as distance between objects; therefore, the results of the configurations of objects in MDS are likely to depend on the distance. In this study, we used the symmetric Jensen-Shannon divergence distance ( $d_{SJSI}$ ) as follows [10]:

$$d_{SJS}(x, y)^2 = \frac{1}{2} \sum_{i=1}^n \left( x_i \log \frac{2x_i}{x_i + y_i} + y_i \log \frac{2y_i}{x_i + y_i} \right)$$

In Research 2, we conducted leave-one-out cross validation (LOOCV) using RF (the number of decision trees was set to 1,000) to verify the accuracy of classification for 216 texts. In LOOCV, we constructed an RF classifier based on 215 texts (training set), except for a text (testing set) from all texts. Next, an RF classifier classified a text (testing set) into either of two classes (AI-generated or human-written). Same procedures were conducted against all texts one by one as “Testing set.”

## Results

### Research 1: Distributions of AI (GPT-3.5 and -4)-generated and human-written texts in each stylometric feature

Fig 1 displays the result of the distribution of texts concerning the bigrams of parts-of-speech. A part of distributions of three classes were mixed, but both AI-generated and human-written texts generally separated each other. Figs 2 (bigram of postpositional particle words) and 3 (positioning of commas) revealed similar results. These results indicate that a part of the human-written texts is undistinguishable from GPT-generated text. According to Fig 4, concerning the rate of function words, we can confirm few mixed texts. Fig 5, wherein all stylometric features are used, reveal complete discrimination of both AI and human. Figs 1–5 indicate that GPT-4 texts generally overlapped GPT-3.5 texts, and the distribution of GPT-4 were not close to human distributions compared with GPT-3.5.

### Research 2: Performance levels of classifying texts into two classes (AI-generated and human-written) by RF

We determined the confusion matrixes corresponding to four and all stylometric features (Tables 1–5) and calculated four performance indexes: “Accuracy (the ratio of correct classifications among all texts),” “Recall (the ratio of correct outcomes out of all texts in each classified class),” “Precision (the ratio of correct results out of all texts in each true class),” and “F1 score (the value based on combination of recall and precision).”

Tables 1–4 indicate that the rate of function words show the highest accuracy. By contrast, the bigram of postpositional particle words (Table 2) exhibited the worst performance among four stylometric features. This feature also reached 100% in one side of recall or precision.

Table 1. Confusion matrixes and performance indexes for the bigrams of parts-of-speech

True class	Classified class	
	GPT-generated	Human-written
GPT-generated	144	0
Human-written	10	62
Accuracy	95.4%	
Recall	100.0%	86.1%
Precision	93.5%	100.0%
F1 score	96.6%	92.5%

Table 2. Confusion matrixes and performance indexes for the bigram of postpositional particle words

True class	Classified class	
	GPT-generated	Human-written
GPT-generated	144	0
Human-written	16	56
Accuracy	92.6%	
Recall	100.0%	77.8%
Precision	90.0%	100.0%
F1 score	94.7%	87.5%

Table 3. Confusion matrixes and performance indexes for the positioning of commas

True class	Classified class	
	GPT-generated	Human-written
GPT-generated	142	2
Human-written	12	60
Accuracy	93.5%	
Recall	98.6%	83.3%
Precision	92.2%	96.8%
F1 score	95.3%	89.6%

Table 4. Confusion matrixes and performance indexes for the rate of function words

True class	Classified class	
	GPT-generated	Human-written
GPT-generated	144	0
Human-written	4	68
Accuracy	98.1%	
Recall	100.0%	94.4%
Precision	97.3%	100.0%
F1 score	98.6%	97.1%

Table 5. Confusion matrixes and performance indexes for all stylometric features

True class	Classified class	
	GPT-generated	Human-written
GPT-generated	144	0
Human-written	0	72
Accuracy	100.0%	
Recall	100.0%	100.0%
Precision	100.0%	100.0%
F1 score	100.0%	100.0%

The RF classifier can identify effective stylometric features for distinguishing GPT-generated from human-written texts as high “importance” of variables: “noun + postpositional particle” in bigrams of parts-of-speech, “<sup>ス</sup>カ+<sup>ス</sup>カ” in bigram of postpositional particle words, “<sup>ハ</sup> + ,(comma)” in the positioning of commas, and “本/ prefix” in the rate of function words.

## Discussion

According to MDS in Research 1, we first discovered the gaps in each stylometric feature between AI (GPT-3.5 and -4)-generated and human-written papers, particularly concerning the rate of function words among four features. These results indicated the obvious fact that AI and humans have a distinct writing process and mechanism. Furthermore, the distributions of both AI (GPT-3.5 and -4) revealed overlapping despite the number of parameters for both AI differing considerably (175 billion vs. 100 trillion). The distributions of GPT-4 were not more close to the distributions of humans compared with that of GPT-3.5. Thus, even if the number of parameters increases in the future, the distribution of AI-generated texts may not be close to that generated by humans in each stylometric feature. Second, in Research 2, we obtained high classification performance with the RF classifier focusing on several Japanese stylometric features. We could verify incremental validity because the RF for all stylometric features achieved higher performance (accuracy is 100%!) compared to that for each single stylometric feature. Summarizing the results, the further the distributions of texts of AI and human to each other in MDS, the better the classification performance will be by RF.

This current study has several limitations. First, the authors considered only Japanese language. According to the MMLU (massive multitask language understanding) benchmark [11], GPT-4 achieved the best performance in case of English, whereas its performance for Japanese language was ranked 16th. Japanese language is distinctive because of the co-existence of various forms (Kanji, Hiragana, and Katakana) in Japanese sentences and no space between words unlike English. Therefore, the analysis of English may yield distinct results from the current study. Second, academic papers exhibit lower flexibility because the writing has to be according to the rules of each academic association. In future studies, materials with higher degrees of freedom, such as diary, blog, Twitter, LINE, should be used as samples. Third, other than ChatGPT, there are several text-generated AI (“Bard” by Google and “Bing” by Microsoft).



Different AI may generate different distributions of stylometric texts. Generated texts should be verified using various generative AI. Finally, we treated all texts as comprising approximately 1,000 characters to control each text length. We anticipate that when there are more than 1,000 characters, we will obtain performance levels similar to this current study. However, for cases with fewer characters, the performance level must be considered.

Sophisticated text-generative AI will appear in the future. Predicting the future is difficult, and we may need to study AI to control generative AI.

## **Conclusion**

The conclusions of this study are as follows: (1) stylometric features in Japanese were distinct between AI (GPT-3.5 and -4) and human. (2) Distribution of GPT-4 generated-texts overlapped the distribution of GPT-3.5 in stylometric features and were not close to those of humans. (3) Currently, we can classify AI-generated and human texts in the case of Japanese, with performance levels (accuracy, recall, precision, and F1 score) of 100%.

## **Acknowledgment**

This work was partly supported by JSPS KAKENHI Grant Number JP22K12726.

# References

1. OpenAI [Internet]. Introducing ChatGPT; c2022 [cited 2023 May 31]. Available from: <https://openai.com/blog/chatgpt>.
2. Köbis N, Mossink LD. Artificial intelligence versus Maya Angelou: Experimental evidence that people cannot differentiate AI-generated from human-written poetry. *Comput. Hum. Behav.* 2021;114: 106553.
3. Clark E, August T, Serrano S, Haduong N, Gururangan S, Smith NA. All that's 'Human' is not gold: Evaluating human evaluation of generated text. *Proc. 59th Annu. Meeting Assoc. Comput. Ling. 11th Int. Joint Conf. Nat. Lang. Processing.* 2021;1: 7282–7296.
4. OpenAI [Internet]. New AI classifier for indicating AI-written text; c2023 [cited 2023 May 31]. Available from: <https://openai.com/blog/new-ai-classifier-for-indicating-ai-written-text>.
5. Ma Y, Liu J, Yi F, Cheng Q, Huang Y, Lu W, Liu X. AI vs. Human: Differentiation analysis of scientific content generation. *arXiv preprint arXiv.* 2023;2301.10416.
6. Jin M, Murakami M. Randamu foresutouhou ni yoru bunshou no kakite no doutei [Authorship identification using Random Forests]. *Proc. Inst. Stat. Math.* 2007;55(2):255-268.
7. Mitrović S, Andreoletti D, Ayoub O. ChatGPT or human? detect and explain. explaining decisions of machine learning model for detecting short ChatGPT-generated text. *arXiv preprint arXiv.* 2023;2301.13852.
8. Jin M. Hinshi no marukohu sen i no joho wo motiita kakite no dotei. *Proc. 32th Annu. Meeting Behaviourmetric Soc. Jpn.* 2004;384-385.
9. Zaitzu W, Jin M. Tekisuto mainingu niyoru hisshashikibetsu no seikakusei narabini hantei tetsuduki no hyoujunka [Accuracy and standardized judgment procedures for author identification]. *Jpn. J. Behaviormetrics.* 2018;45(1):39-47.
10. Jin M, Jiang M. Text clustering on authorship attribution based on features of punctuation usage in Chinese. *Inf.* 2013;16(7):4983-4990.
11. OpenAI [Internet]. GPT-4 Technical Report; c2023 [cited 2023 May 31]. Available from: <https://cdn.openai.com/papers/gpt-4.pdf>.

Fig 1. Configuration of AI (GPT-3.5 and GPT-4)-generated and human-written texts, analyzed by MDS with  $d_{S_{JSI}}$  focusing on the bigrams of parts of speech.

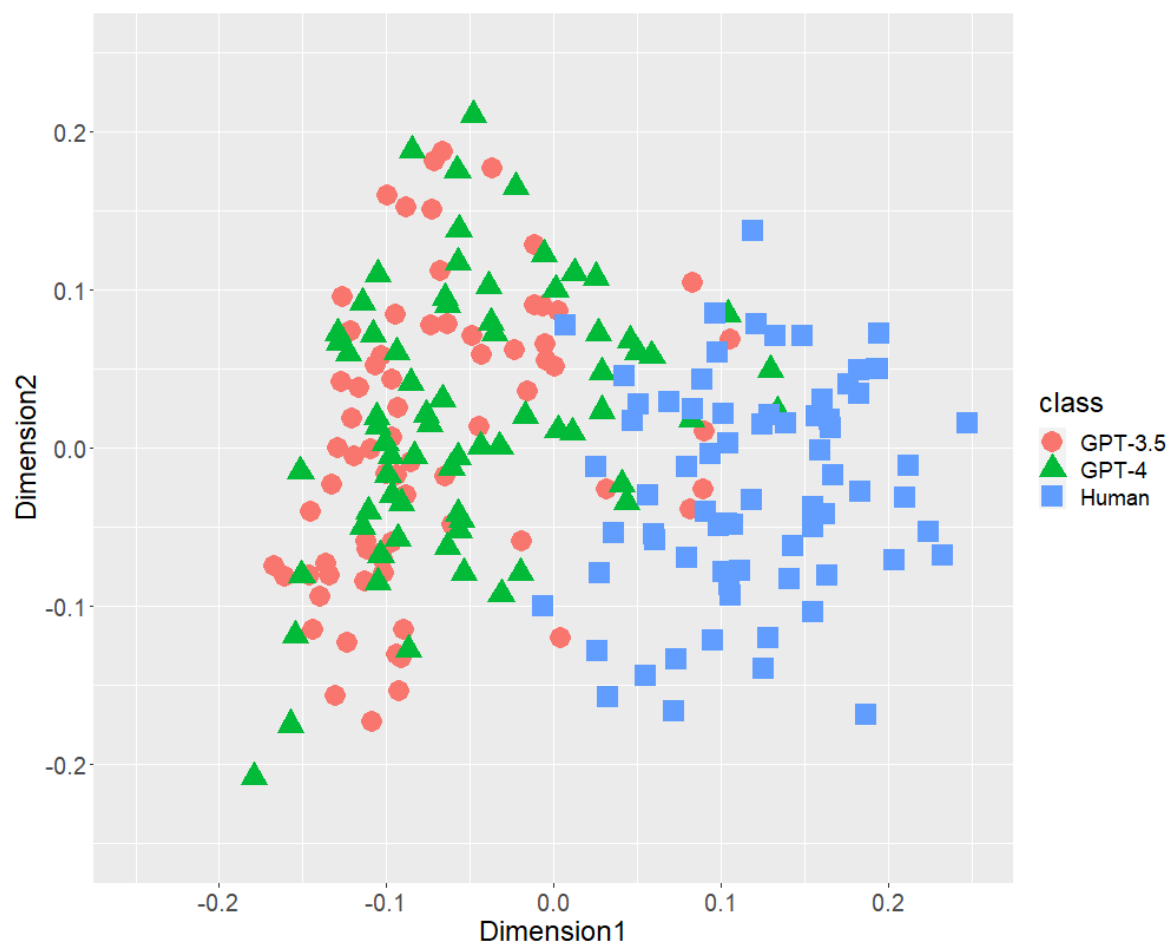


Fig 2. Configuration of AI (GPT-3.5 and GPT-4)-generated and human-written texts, analyzed by MDS with  $d_{S_{JSD}}$ , focusing on the bigram of postpositional particle words.

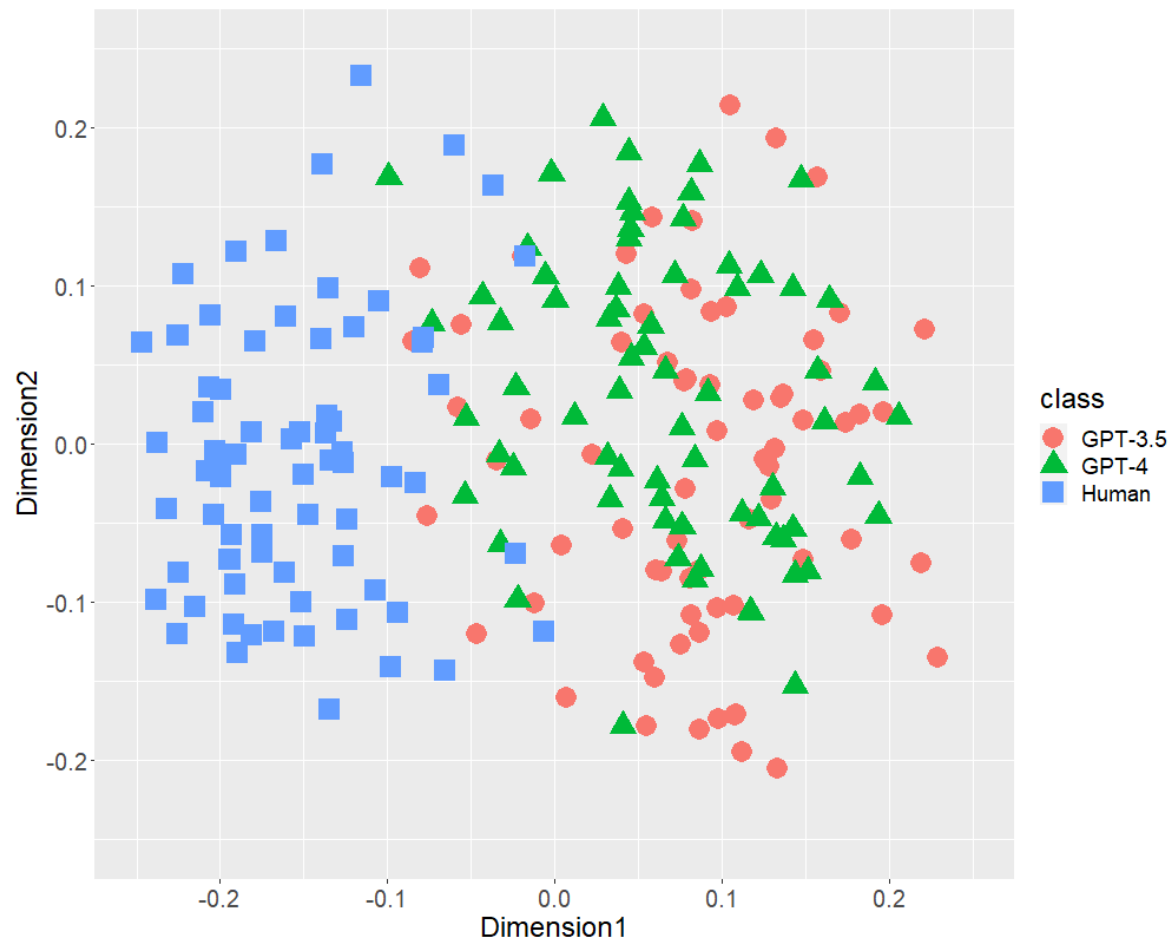


Fig 3. Configuration of AI (GPT-3.5 and GPT-4)-generated and human-written texts, analyzed by MDS with  $d_{S_{JSD}}$ , focusing on the positioning of commas.



Fig 4. Configuration of AI (GPT-3.5 and GPT-4)-generated and human-written texts, analyzed by MDS with  $d_{S_{JSI}}$  focusing on the rate of function words.

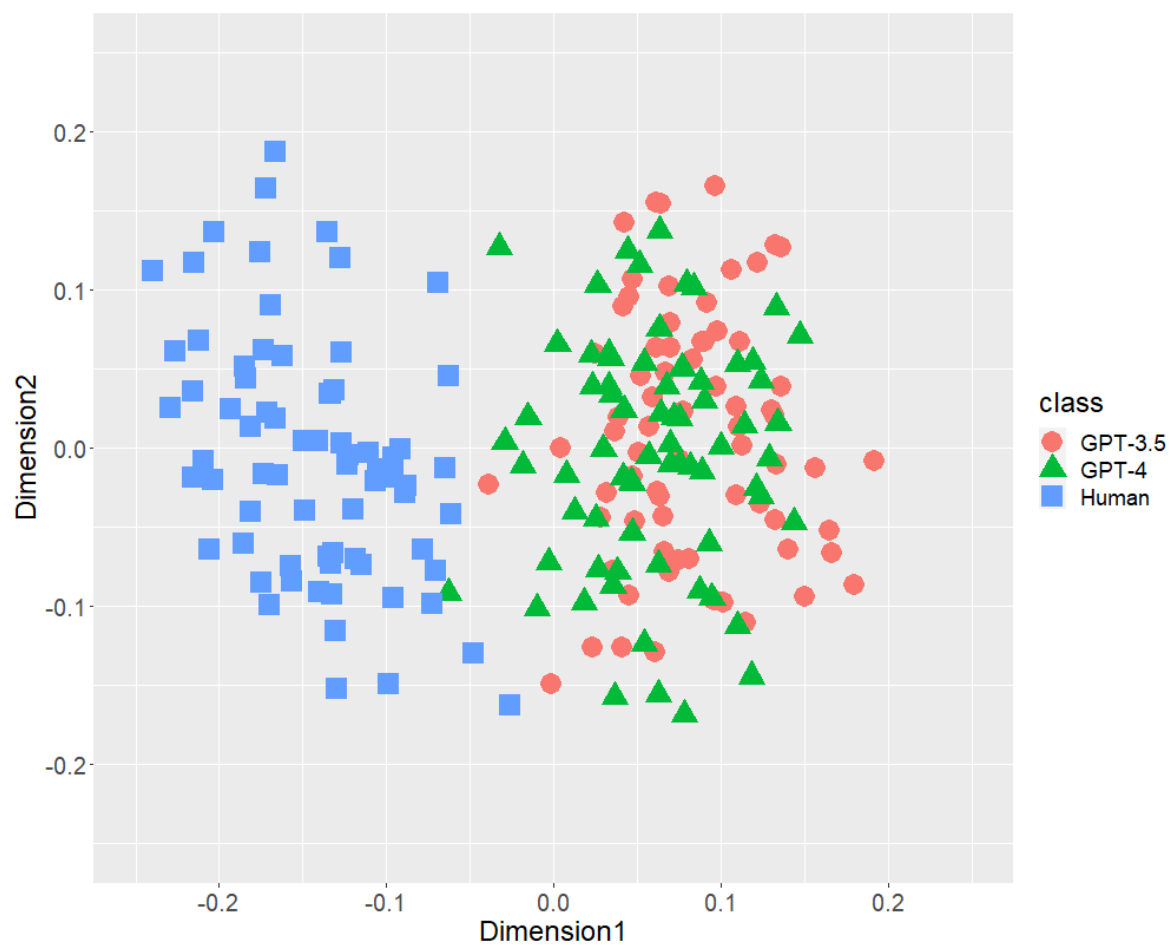


Fig 5. Configuration of AI (GPT-3.5 and GPT-4)-generated and human-written texts, analyzed by MDS with  $d_{S_{JSB}}$  focusing on all stylistometric features.

