

Leo: Lagrange Elementary Optimization

Aso M. Aladdin^{1,2,*}, Tarik A. Rashid³

¹Department of Information Systems Engineering, Erbil Technical Engineering Colleg, Erbil Polytechnic University, Erbil, Iraq. aso.dei20@epu.edu.iq

²Department of Computer Sciences , College of Sciences, Charmo University, Sulaymaniyah, KRG, Iraq aso.aladdin@charmouniversity.org

³Computer Science and Engineering Department, University of Kurdistan Hewler, Erbil 44001, Iraq. tarik.ahmed@ukh.edu.krd

Abstract

Global optimization problems are frequently solved using the practical and efficient method of evolutionary sophistication. But as the original problem becomes more complex, so does its efficacy and expandability. Thus, the purpose of this research is to introduce the Lagrange Elementary Optimization (Leo) as an evolutionary method, which is self-adaptive inspired by the remarkable accuracy of vaccinations using the albumin quotient of human blood. They develop intelligent agents using their fitness function value after gene crossing. These genes direct the search agents during both exploration and exploitation. The main objective of the Leo algorithm is presented in this paper along with the inspiration and motivation for the concept. To demonstrate its precision, the proposed algorithm is validated against a variety of test functions, including 19 traditional benchmark functions and the CECC06 2019 test functions. The results of Leo for 19 classic benchmark test functions are evaluated against DA, PSO, and GA separately, and then two other recent algorithms such as FDO and LPB are also included in the evaluation. In addition, the Leo is tested by ten functions on CECC06 2019 with DA, WOA, SSA, FDO, LPB, and FOX algorithms distinctly. The cumulative outcomes demonstrate Leo's capacity to increase the starting population and move toward the global optimum. Different standard measurements are used to verify and prove the stability of Leo in both the exploration and exploitation phases. Moreover, Statistical analysis supports the findings results of the proposed research. Finally, novel applications in the real world are introduced to demonstrate the practicality of Leo.

Keywords: Evolutionary Metaheuristic Algorithm, Genetic algorithm, Lagrange Elementary Optimization, Leo, Vaccination Immunity System, Lagrangian Dual Function, IgG, Nervous System, Cyber-Physical-Attack for Manufacturing System

1. Introduction

Numerous scientific and engineering disciplines emphasize the importance of stochastic parabolic curve optimization. Problems in these fields can be structured as optimization problems involving the maximization or minimization of some linear and non-linear parameterized objective functions. Therefore, finding problematic problems and searching for the best options have been priorities since the invention of technological devices. G. Dantzig, a USA air force employee, pioneered the numerical technique for solving linear programming problems in 1947 [1]. On this subject, Von Neumann developed the theory of duality [2]. Presently, thousands of algorithms have been developed for a wide range of applications, including optimization and problem solving. Optimization algorithms assist in finding an appropriate solution to a problem. There could be various approaches to a specific situation, but the best approach is the global one.

There are several examples of global optimization in engineering, financial services and management systems. In light of this and consequently, large-scale algorithms are separated into two categories: traditional algorithms, such as gradient-based algorithms or quadratic programming. Secondly, evolutionary algorithms include heuristic and meta-heuristic algorithms, as well as several artificial intelligence methods. Traditional algorithms are efficient and mostly deterministic throughout their operation. Moreover, they conduct local searches, so there is no guarantee of global optimality for the majority of optimization problems. As a result, traditional algorithms have limited solution diversity and cannot effectively solve multimodal problems because they do not work on highly nonlinear problems. Alternatively, Evolutionary Algorithm (EA) [3] for both heuristics and meta-heuristics could be a solution to previous limitations

because they are stochastic. Additionally, meta-heuristic algorithms are more efficient than heuristic algorithms because heuristic algorithms rely on trial and error to reach a solution.

Swarm intelligence [4] and evolutionary sophistication [5] both include meta-heuristic algorithms. EAs could mimic the ideas behind evolution in nature. The most effective and highly regarded algorithm in this class is the Genetic Algorithm (GA) [6], which is based on simulating Darwinian Theory of Evolution concepts [7]. Based on GA, Leo is an optimization problem that is formulated by starting with a particular problem's set of possible approaches. It modifies the variables of the solutions based on their fitness value after evaluating the solutions using the optimization problem. The random initial solutions tend to be highly influenced because the most competent individuals are more inclined to participate in improving other solutions. As a result, it is practically guaranteed that the initial random solutions will be improved. Other EAs are outlined in the literature such as, Evolutionary Programming [8], [9], Learner Performance-based Behavior (LPB) [10] and Quantum-based avian navigation optimizer algorithm [11] as well.

Many problems and applications that have been improved and reinforced in the field of nature-inspired [12] based meta-heuristics cannot be addressed in a reasonable time frame and at an acceptable computing cost. Because of the issue space's complexity or large number of variables, they use traditional methods or direct search techniques. Regardless of the circumstances, basic algorithm changes may be required to resolve the issue [13]. Effective stochastic optimization techniques are required for all such noisy objectives. The paper discusses stochastic single-objective optimization in high-dimensional parameter spaces. It is inappropriate for higher-order optimization techniques to be used in these cases, so we will only discuss first-order optimization methods. Since the discovery of these algorithms, plethora researchers have attempted to improve or use them to solve various problems in various fields [14]. The success of these algorithms in both business and science points to the value of bio-inspired-based techniques.

There are several factors contributing to the benefits of bio-inspired algorithms. The first point is that evolutionary optimization techniques remove the last information by generation, bio-inspired techniques store information about the search agent over the class of iteration. A second advantage of bio-inspired algorithms is that parameters are less restricted in bio-inspired algorithms and compared to EAs, bio-inspired algorithms have fewer operators. Lastly, the flexibility of bio-inspired techniques makes them easily adaptable to problems in various fields [15], [16]. In this case, a collection of computational systems called Immunity Ratio was inspired by the biological immune system's defense mechanism. Besides, the immune tolerance ratio is the body's natural defense mechanism. It is composed of cells and molecules with the ability to recognize invading pathogens, bacteria, viruses, and other non-self-substances [17]. The results of this study show how to improve the albumin quotient in blood after vaccination using a bio-inspired based optimization process. It must concentrate on identifying a global point of immune function after receiving vaccination dosages to prevent the spreading of separate viruses, particularly after COVID-19. Additionally, when solving optimization problems, the Duality gap property of Lagrange Elementary is crucial to obtaining a deterministic solution. As a result, the main topic of the paper is the proposed innovative meta-heuristic algorithm based on GA. The dual convex Lagrangian functions [18] with discrete variables and the bio-inspired immunity system during vaccination are combined to propose a single-objective algorithm as the core objective of this sophisticated research.

The following are major aspects of the contribution to be proposed:

- During vaccination, the immune system makes use of an innovative bio-inspired intelligent algorithm that uses the albumin quotient of human blood. It employs a fitness function to generate appropriate weights because it provides quick convergence towards global optimality in terms of fair coverage of the search space. This aids the algorithm's exploration and exploitation phases. It also employs the albumin quotient and is a group-based algorithm. Leo is a general-purpose GA-based algorithm because it uses a similar operator to update individuals when both crossover and mutation operators are utilized to modify the structure to generate updated individuals.
- A novel optimum solution is developed using a novel algorithm operator based on the Lagrangian Dual Function (LDF) [19] that agrees with significant meta-heuristic optimization. It proves the Lagrange Elementary duality gap property, which is crucial for arriving at a deterministic solution.

- The selected population is sorted backwardly. The first sorted population has been divided into two subpopulations, and the group that was separated from the first group with the highest fitness is used. Priority is given to running the optimization process on the population groups with the best individuals first.
- In general, deterministic and stochastic optimizations find the first optimum value, but we need to determine the best value as well. Thus, Leo aim is to select the appropriate optimal point based on the LDF, which can find more than one optimal point and select the right one.
- Finally, Leo helps optimize performance and accuracy by addressing two novel real-application problems, focusing on pathological IgG in the nervous system and physical attacks in manufacturing systems.

The next remaining portions of the article are ordered as follows: Section 2 introduces related work that details the earlier EA. In additional, the next section highlights how the immune system from vaccinations, and then Lagrange Elementary affect the bio-inspired method in the follow section. Section 5 provides the mathematical models, the Leo algorithm, and its operators. In section 6, a thorough comparison of several benchmark functions is conducted to determine the appropriate algorithm focusing on experimental evaluations. The novel real-world case study is given to confirm and validate the accuracy of Leo algorithms in section 7. Ultimately, the work is concluded in Section 8, which also offers some suggestions for further research.

2. Background Theory

Meta-heuristic optimization algorithms started to take off in the 1960s [20]. In practical applications, meta-heuristic optimization techniques are commonly used to solve problems. Numerous algorithms take their main inspiration from biological, physical, and chemical phenomena. The majority of algorithms, like the gravitational search algorithm [21] and quantum algorithms [22] are dependent on the principles of gravity, the theory of general relativity, and interactions between things. Additionally, chemical algorithms emphasize the use of meta-heuristic algorithms that are based on reaction principles, such as chemical reaction optimization [23] and multiscale quantum algorithms for quantum chemistry [24]. This section provides additional information about our proposed method. The contents cover mathematical formulas, immunity system simulations based on vaccine distribution, and other associated procedures. The sections that follow explain how the Leo method is used to explore and exploit potential solutions to optimization problems.

It is confirmed that a significant part of optimization strategies involves swarm intelligence techniques that mimic the intelligence of natural swarms, groups, schools, or flocks of animals. In the domain of cellular robotics systems, Gerardo Benny and Joon Wang first presented swarm intelligence in 1989. After that, the area developed and the topic gained recognition [25]. Thus, ant colonies, bee colonies, bird flocking, eagle hunting, mammal herds, bacterial growth, fish schooling, and microbial intelligence are all developed examples of microbial intelligence. It is based on a biological specialization or group of collective behaviors of creatures that these algorithms are fundamentally based on. Without a centralized control system, some creatures can collectively ensure the survival of a colony. In other words, creatures obtain food on their own, even at lengthy distances from their nests or hives. This is without someone instructing them where to look for it or how to search effectively. The most widely exploited algorithms in this situation are Ant Colony Optimization (ACO) [26], Fitness Dependent Optimizer (FDO) [27], Dragonfly algorithm (DA) [28], Salp Swarm Algorithm (SSA) [29], Particle Swarm Optimization (PSO) [30], Whale Optimization Algorithm (WOA) [31], and FOX-inspired optimization algorithm [32]. To determine the shortest route to the nest or hive from a food source, the ACO and FDO algorithms imitate the individual interaction of ants and bees. The PSO algorithm models the group navigation and hunting behavior of birds. Other swarm intelligence methods described in the literature include: artificial bee colony [33], cat swarm optimization [34], cuckoo searches [35], bat algorithm [36], dolphin echolocation [37], elephant herding optimization [38], fruit fly optimization algorithm [39], grey wolf optimizer [40], and moth-flame optimization [41]. Therefore, swarm intelligence has a wide range of applications in anthropology, industry, technology, and basic research.

Additionally, several innovative Artificial Intelligence approaches based on the traits and behaviors of living species in nature have emerged in the past couple of decades, which are characterized as nature-inspired optimization algorithms or bio-inspired. Bio-inspired models are noted for their successful application to model optimization because they mimic

natural biological behaviors. Among the most popular are biological algorithms based on swarm intelligence. These examples are Bio-inspired Optimization [42], COVID-19 Optimizer Algorithm [43], and Kidney-inspired Algorithm [44]. Likewise, algorithms that are based on nature or biological principles have found use in a variety of industries and professions. These include data mining, timetabling and scheduling, pattern recognition, manufacturing, engineering, economics, and healthcare [45]. The stability or balance between exploration and exploitation has a significant impact on a meta-efficiency of meta-heuristics. The primary driving force behind the development of a novel optimization algorithm that is bio-inspired by the human immune system's power and authority of exploration and exploitation in the human and creature body. Several optimization strategies concentrate on this topic, but there is no hybridization between the method and truly difficult mathematics, such as the dual Lagrange function and the healthcare system.

3. Vaccination Immunity

In the enlightenment, not all algorithms derived from nature are biologically inspired, others are purely based on physics and chemistry. Many bio-inspired algorithms don't directly take advantage of swarming behavior. The term "bio-inspired" is preferred to "swarm intelligence-based" for this reason. For instance, genetic algorithms draw inspiration from nature rather than swarm intelligence. Differential Search Algorithm (DSA) [46] and Differential Evolution Algorithm (DE) [47] are two algorithms that are challenging to classify. Since there is no obvious connection to any biological function, DEA cannot be considered biologically inspired in the true sense of the word. Additionally, DSA is an advanced evolutionary method for solving numerical nonlinear equations with real values. On the other hand, as it is parallel to GAs and uses the word "evolutionary", we categorize it as a bio-inspired algorithm for the time being. Biologically, it generates a large number of random combinations, that are subsequently assessed for fitness using immune system levels. The fittest pair produces new offspring, and the cycle continues until the global immune system generation set is produced.

Thus, the immune system protects the body from infection. When viruses or bacteria enter the body, they infect and proliferate. This invasion, also known as an infection, causes the disease. The immune system attacks this infection with white blood cells [48]. According to Figure 1 [49], macrophages, B-lymphocytes, and T-lymphocytes form the majority of these white blood cells. Intruders from outside the cells are attacked by B-cells, infected cells are attacked by T-cells, and macrophages allow the immune system to rid itself of invaders by absorbing foreign objects and activating an immune response [48].

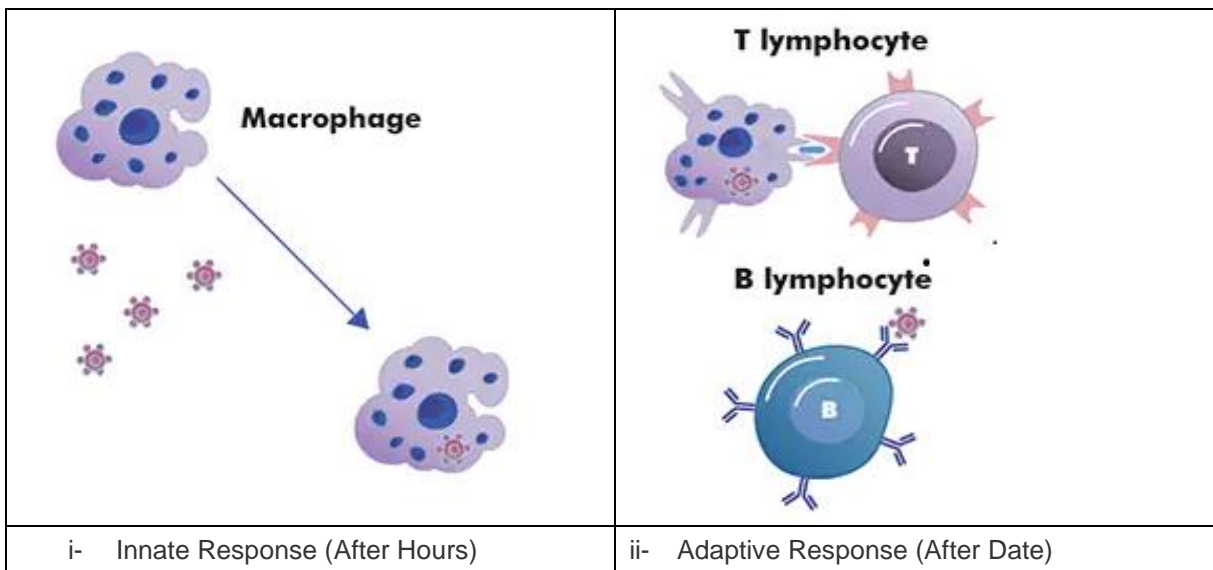


Figure 1. Response cells of the innate and adaptive immune systems. (Macrophages, B-lymphocytes and T-lymphocytes)

When calculating the defense system, it is important to consider the albumin quotient in human blood serum. To prove the immunity system is adequate, Immunoglobulin G (*IgG*) should be in the restricted range and read increasingly to

demonstrate the immunity system is flawless. If the Q_{Alb} (albumin quotient) is declining quickly and the Alb_{serum} is rising significantly, this indicates that the blood level of IgG is increasing and within the normal range [50]. If this is the case, the guardians have a high Q_{Alb} and show that, according to function Eq.1 [51], humans have developed a modality-immunity system.

$$Q_{Alb} = \frac{Alb_{CSF}}{Alb_{serum}} \tag{Eq. 1}$$

Even when a person is still ill, behavioral traits and infectious diseases can spread through social interaction, particularly over the years that the COVID-19 epidemic has spread rapidly. It has been necessary to create effective vaccinations to maintain human immunity in order to stop this expansion. The immune system is naturally strengthened by vaccinations to combat sickness and reduce its effects. These technologies prevent the spread through a group and individuals copy their social connections for generating vaccination preferences. In this basic, this work examines the interaction between these two processes using bio-inspired algorithms and EAs based on complex mathematical functions. Accordingly, bio-inspired algorithms can be called a population-based algorithms. Liang and Cuevas-Juarez first suggested the virus optimization algorithm in 2016, and Liang et al. later enhanced it [52]. The outcomes of its application, like those of many other meta-heuristics, highly rely on its starting configuration. Without providing customized attributes for specific viruses, it simulates basic viruses. Its value goes beyond any argument, as demonstrated by the results. Nevertheless, Leo relies on generating new individuals by LDF to locate global points to mimic generic viruses for this purpose.

These proposed previous models cannot accurately account for the clustering of vaccination practices in a group of individuals since it requires that the group is evenly mixed. As a result, the concentration of anti-vaccination attitudes can increase disease outbreaks by interfering with protective immunity [53],[54]. To assess how imitation dynamics affect vaccination rates and disease outbreaks. The algorithms make models that determine the optimal global decision, duplicating individual behavior to create the highest-quality immune system for human vaccination. To confer protection; however, various vaccinations function in multiple ways. For instance, COVID-19 vaccines support disease prevention by assisting our bodies in developing immunity to the COVID-19 virus. Different vaccine types protect in different ways, such as mRNAs, viral vectors, protein subunits, and inactivated vaccines [55]. In general, all vaccines are eliminated in the body with a reserve of "memory" T-lymphocytes and B-lymphocytes capable of countering the virus in the future. As a result, these vaccinations promote immune response by raising, generating antibodies, and creating memory cells that will recognize and react if the body contracts the actual virus. Figure 2 illustrates the steps in developing an immune system toward spike proteins [56].

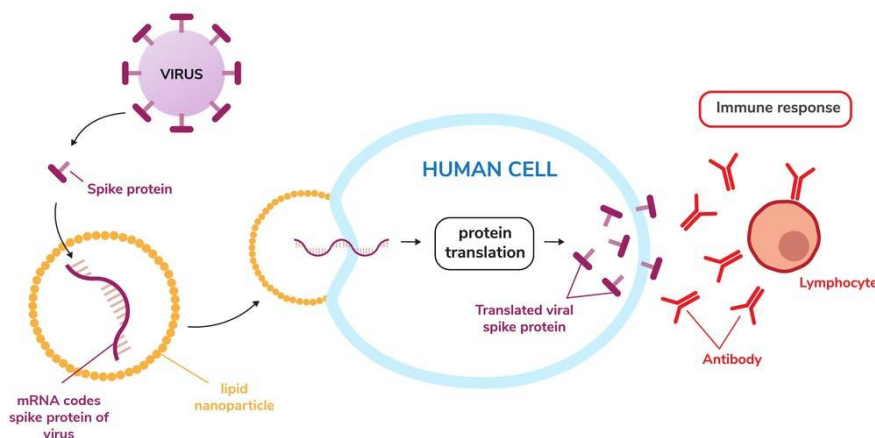


Figure 2. example of spike protein (mRNA) vaccine cycle life

4. Lagrange Elementary for Optimization

An evolutionary Lagrange approach to handling double-precision or single-precision restricted optimization problems. The Lagrange theorem can be used in a variety of ways to find several optimal solutions. The mixed-numbers constrained

optimization issue is converted into an unconstrained minimum or maximum problem with decision variable minimization and Lagrange multiplier maximization using a variety of methods. To implement the evolutionary Lagrange technique, a method like Lin et al. (2003) integrated into the evolutionary min–max algorithm [57]. This EA combines self-adaptation for penalty parameters to achieve global integration, allowing for the use of smaller penalty parameters without impacting the final search results. Besides, the Lagrange interpolating polynomial is the solitary polynomial of the lowest degree that interpolates a given collection of data in numerical analysis and data mining. For mathematicians, the foundations of mathematics are a dynamic complex system. A method for solving discrete optimization problems relied on the interpretation of calculus algorithms. As a result of the branch dynamics of the complex system and the stochastic algorithm that is still undetermined, it is challenging to manage the collective dynamics [58].

EA seems to be a useful tool for optimizing complex and non-convex optimization problems. The earlier algorithms, such as Suma (2021), employing EA-based network reconstruction methods in the proposed new algorithm [59], have concentrated on the broad applicability of EA-based methodologies and their enhanced efficiency in solving reconstruction situations in complicated applications. Also, both the objective and constraint functions are non-convex and incorporate expectations over random states to find a stationary point for a broad non-convex stochastic optimization problem. In addition, Liu et al. (2019) presented a constrained stochastic successive convex approximation algorithm [60]. In several deliberations, it was demonstrated that using a hybrid algorithm and Lagrange technique to solve limited optimization problems. Using a single generation to develop the most optimal solution, the mixed-integer hybrid differential evolution algorithm [61] was established. It developed a straightforward way to encode mixed-integer variables. An effective and reliable method is developed to solve the mixed-integer restricted optimization problem as developed in the Leo algorithm for more than dual generations of the enhanced Lagrange function. Thus, it is essential to understand that Leo is a type of genetic optimization that modifies parent genes to update the search agent position. To successfully navigate the search space, the population is divided across many albumin quotients through the suggested Lagrange orientation and Lagrange multiplier stationary point navigation based on crossover strategies and mutation strategies.

In general, the Lagrange multiplier technique must be used to maximize or minimize a multivariate function; the input includes any number of dimensions of $f(x, y, \lambda)$, and which typically takes the form of another multivariate function $g(x, y)$ becoming set identical to a constant (c) [19]. Using gradients (g) as a two-variable function, this issue shows how to achieve the best solution for reaching the top of the cliff side in Figure 3.

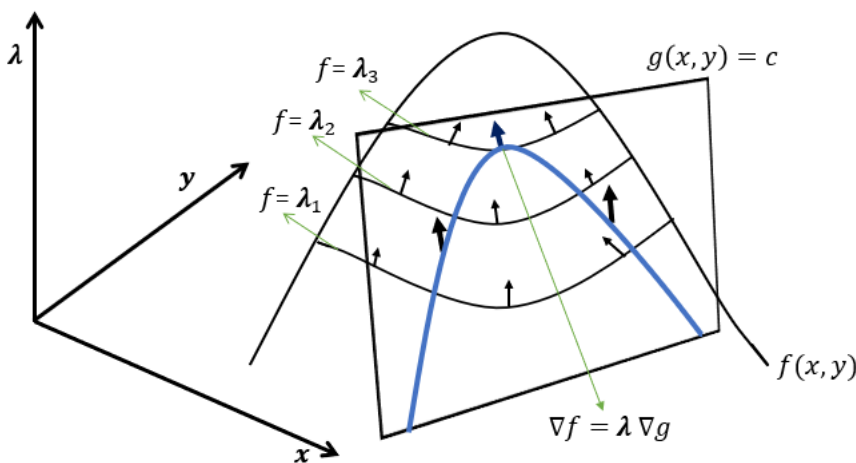


Figure 3. Given that the solution can't ascend significantly higher than the point where the restriction $g = c$ crosses the top, the objective is to climb as high on the top as possible using the Lagrange theorem.

As Eq. 2 with a derivative for multipliers, F is known as the Lagrange function and the numbers $\lambda_0, \lambda_1, \dots, \lambda_m$ as Lagrange multipliers. If $g_i(y)$ is a regular value of the map $g = (g_1, \dots, g_m)$, the statement takes on a more elegant form. This method is particularly helpful for the first and second theorems of Lagrange multipliers because it frequently allows for the solution of the associated conditions without the need for explicit formulas that express point set accumulation in terms of $(n - m)$ independent variables. In general, a private blockchain of relations, or a system of $(n + m)$ equations in $(n + m)$ variables, is frequently formed by the requisite conditions established by using a Lagrange function.

$$F(\lambda, x) = f(x) + \sum_{i=0}^m \lambda_i (g_i(y) - g_i(x)) \quad \text{Eq. 2}$$

$$\text{When } \frac{\partial F}{\partial x_j}(x^*, \lambda^*) = 0 \quad \forall_j \in \{1, \dots, n\}$$

$$\text{And } \frac{\partial F}{\partial x_i}(x^*, \lambda^*) = 0 \quad \forall_i \in \{1, \dots, m\}$$

It may often summarize these criteria; it aims to look for constants x_0, y_0 and λ_0 that fulfill $g(x_0, y_0) = c$. Depending on the requirements, Eq.3 illustrates the tangency conditions.

$$f(x_0, y_0) = \lambda_0 \nabla g(x_0, y_0) \quad \text{Eq. 3}$$

This can be broken into its components as Eq.4 and Eq.5:

$$f_x(x_0, y_0) = \lambda_0 \nabla g_x(x_0, y_0) \quad \text{Eq. 4}$$

$$f_y(x_0, y_0) = \lambda_0 \nabla g_y(x_0, y_0) \quad \text{Eq. 5}$$

Lagrange Eq. 6 is developed as a completely distinct function from the broken tangency conditions that accepts all the same inputs as f and g as well as the new kid in the action, which is now treated as a variable rather than a constant when $c = 0$. The function, associated with the Lagrange multiplier concept, is used to develop prerequisites for conditional maxima or minima of functions with many variables or, in a more general context, of functionals. The main purpose is to locate local maxima (respect minima) or local minima (respect maxima).

$$l(x, y, \lambda) = f(x, y) - \lambda(g(x, y) - c) \quad \text{Eq. 6}$$

According to GA, individuals must generate different individuals by modifying suggested self-adaptive systems during each phase of development. A crossover parameter, for example, can boost the global search capability and increase the variance in the differential vector. A rounding procedure, on the other hand, reduces the second component of the weighted difference vector to the closest individual number [62]. Thus, the updated vector now consists of fresh individuals. Therefore, it is simple to implement the evolution of parameters. The resulting crossover vector may occasionally exceed the search restrictions. In this case, reducing the value of the boundaries is necessary. In GA optimizations, this action is also permitted for the mutation operator. The parameters are improved using EA based on Lagrange models. To determine the relationship between the individual vertices, the structure of the gene from the second known individual is employed [63]. Additionally, complex parameter problems like heuristic games [64] and biology systems or physical problems [65] can be further simplified to retrieve the genetic framework. Simply stated, these genetic operators are used to create new equations from Lagrange Tangency Conditions. The subsequent sections of the Leo algorithm provide the perfect illustration of such a problem.

5. Leo Algorithm Deterministic Process

This algorithm mimics the actions of a swarm of immune systems from a group of people during imitation. The core of this method was inspired by parents' efforts to find an appropriate, compatible group of people among numerous candidate groups, which contains Alb_{serum} in human blood. In addition, choosing the most effective immune system (IgG) among multiple positive systems is thought to be convergent to optimality. Every genome that looks for new groups of parents have a high Q_{Alb} provides a latent solution to this algorithm. The algorithm starts by initializing an Alb_{serum} the population at random in the search space or population $X_{\dagger,i} (i = 1, 2, \dots, N)$; where \dagger is a step to initialize selection and each genomic position indicates a newly discovered Q_{Alb} (solution). Since this algorithm seeks out the highest-quality parents within a stochastic space through a group-based population approach, the first step is to select individuals from the population.

In the first part of the textual Leo algorithm pseudocode shown in Figure 4, all Leo parameter settings and symbols have been identified. If the termination condition is not met, it will be used as a parameter to select a percentage of individuals at random from N . Initially, the population size is limited to 100 individuals. GA states that the best individuals should be selected even before passing them on to new operators to generate new best genomes. This stage is crucial since it requires splitting the main population into two equal subpopulations after appropriately sorting the population in descending order. Then, the primary Half Group (hg) also divided into two random groups: First Group (fg) and Second Group (sg). At that point, the individuals will be selected from the half-group-populations based on the fitness function Eq.7 to find the most optimal Q_{Alb} from Alb_{serum} . It should be select the highest fitness from individuals of (hg) identified by ($X_{\dagger,i}^*$) then it will compare all individuals from hg_{sg} : highest fitness and hg_{fg} : highest fitness from hg : highest fitness.

$$X_{\dagger,i+1} = \frac{X_{\dagger,i}}{X_{\dagger,i}^* \text{ for } hg_{\text{highest fitness}}} \quad \text{Eq. 7}$$

Because selected individuals can originate from the first portion of the sub-population, this eliminates convergence to local optima [66]. The final two phases are used to enhance the individuals by allowing the genes to operate in groups. This requires support from other genes as well as the individuals used as parent selection which is prepared to create the proper next steps. The best weight of metacognition generally influences how a genome investigates issues (mutations). However, when individuals work together, their respective genomes have an impact on how they behave during the process (crossover). After the acceptance of the genomes in the Alb_{serum} from human blood to estimate the Q_{Alb} , as indicated, they may have an effective ratio of the human immune system. As a result, they may benefit from boosting the IgG rate through vaccinations such as offering assistance and collaborating with others. Furthermore, as mentioned in [67], genomes might affect one another's frequency. They can interact with each other on gene groups in blood serum or request assistance when vaccine doses impact the genome. As previously stated, the Leo algorithm is based on GA. The GA operators mimic the process of gene heredity to create original individuals at each generation. As shown in the illustration, the operators are used to modify the structure of individuals. Selection, crossover, and mutation are the most common genetic operators. In Leo, genes are used as selection operators, while Leo focuses on group-based selection. Following that, we explain how the Leo algorithm works while crossover and mutation operators are utilized.

Algorithm: *Leo* ($N, X, \mu, \zeta, fg, fg, sg, k$)
 $N \leftarrow 0$ (the original 'initial' random population)
 $X \leftarrow 0$ (the number of Parents in the novel population)
 $\mu \leftarrow 0.5$ (the percentage of Parents chosen from N)
 $\zeta \leftarrow 0$ (Step Initialize selection)
 fg : half-group-population chosen from N when equals to $N/2$
 fg : first-group- population
 sg : second- group- population
 k : calculate the number of newly created parents (Individuals)by counter

```

//1- Initialize generation
Randomly create a population  $N$ :  $X_{\zeta,i}$  ( $i = 1, 2, \dots, N$ )
//2- Identify parameters, crossover rate and mutation rate
Identify genomes  $X$  for all  $Q_{Alb}$  [albumin quotient]
to get high  $IgG$  [best immunity system]
//3- Selection Groups of genomes
do {
    Use  $\mu$  parameter to randomly choose a percentage
    Evaluate the fitness of individuals in  $X$  by Eq.7
    According to the fitness function  $Q_{Alb}$ 
    sort decreasing the individuals (Parents) in  $N$ 
    Select  $fg$ :  $N/2$  [Divide  $N$  to two equal parts of populations]
    // generate two groups from  $fg$ 
     $fg$ : Parent has upper fitness from first group
     $sg$ : parent has upper fitness from second group
    //compare the highest fitness with high and low populations
    if  $X_{\zeta,i}$  from  $fg$  highest fitness  $\leq$   $fg$   $sg$  highest fitness
        collect  $X_{\zeta,i}$  in the  $sg$ 
    else if  $X_{\zeta,i}$  from  $fg$  highest fitness  $\leq$   $fg$   $fg$  highest fitness
        collect  $X_{\zeta,i}$  in the  $fg$ 
    end if
    while  $k \leq X$ 
        if  $fg$  include parents
            Select parents from  $fg$ 
        else if  $sg$  include parents
            Select parents from  $sg$ 
        end if
         $k \leftarrow k+1$ 
    end while
//4- Lagrangian Problem Crossover LPX
Required: Implement eq. 8 and eq. 9
swapping first genome to find new individuals fitness function use
Evaluate the fitness of individuals in  $X_{\zeta,i}$  by eq. 7
//5- Mutation [Gaussian Mutation]
function Gaus
     $k \leftarrow k+1$ ;
} while fitness of fittest individual in  $fg$  is not high enough
[Select the best solution from the  $fg$ ];

```

Figure 4. Leo Algorithm Pseudocode

5.1 Leo Crossover Process

The crossover operator from GA-based is used in the Leo algorithm to demonstrate this stage. Utilizing a crossover operator will facilitate the exchange of some genes between genomes for achieving a perfect immune system after vaccination. In consequence, the genome is an entire set of genes that are different from the original genomes of the

Alb_{serum} . As a result, the overall genome of both individuals will be affected, and the produced individuals will have a different Alb_{serum} .

As Adam optimization pointed out [19]; Stochastic gradient-based optimization is crucial in several fields of science and engineering. Multiple gradient theorems can be used to determine whether a function is differentiable by Lagrange. Gradient descent is a fairly effective optimization method when its parameters are lagged. Thus, Leo is applied to Lagrangian Problem Crossover (LPX) [19] standard to generate an inclusive individuals' structures by seeking alternative genes. This algorithm begins with a rate of crossover equal to 0.6 multiplied by the population size divided by two. As noted in Section 2. The LDF theorem is based on real-world equation examples in the LPX standard. It would be proposed a quite novel crossover operator that would identify several local points. The LDF theory is a development of a replacement for the Conic Duality hypothesis. Eq. 8 and Eq. 9 [19] are used to find new structural individuals ($O_{t,i}$).

$$O_{t1} = (x_{t1} - x_{t2})^2 + (x_{t2} - 1)^2 - (\alpha(x_{t1} + 2x_{t2} - 1) + \alpha(2x_{t1} + x_{t2} - 1)) \quad \text{Eq. 8}$$

$$O_{t2} = (x_{t2} - x_{t1})^2 + (x_{t1} - 1)^2 - (\alpha(x_{t2} + 2x_{t1} - 1) + \alpha(2x_{t2} + x_{t1} - 1)) \quad \text{Eq. 9}$$

A Lagrange Multiplier is a random value for LPX that has been generated by the Lagrange Multiplier. As a result, it proves the existence of deterministic properties for the Lagrangian dual function and the Leo problem optimization. The values come from a uniform distribution on the interval [0.2, 0.3] in this algorithm. It is possible to exchange the first old gene for the second new gene when new individuals are created. This will determine the updated fitness function, and then determine the fitness using Eq.1 additional declaration and in Figure 5, the Leo crossover has been constructed using pseudocode.

$X_{t,k}, X_{t,K+1}$: are the two given Genes;
 $O_{t,k}, O_{t,k+1}$: are the two new Offspring;
 $Y_{t,k}, Y_{t,k+1}$: are the two highest fitness Genes
 α : is a random value between (0.2,0.3);
 k : is counter;
 i : is additive by one gene number
 n : number of parents (individuals)

Leo_Crossover ($X_{t,k}, X_{t,K+i}, Y_{t,k}, Y_{t,k+i}$)
Required: Calculate α value
While k smaller than n
 Calculate the first offspring $O_{t,k}$ from eq.8;
 Calculate the second offspring $O_{t,k+i}$ from eq.9;
 Calculate the new first gene: $Y_{t,k} = \frac{O_{t,K+i}}{X_{t,k}}$;
 Calculate the new second gene: $Y_{t,k+i} = \frac{O_{t,k}}{X_{t,K+i}}$;
 $k + i + 1$;
End while
} the best individuals found during the evaluation

Figure 5. Leo Crossover Process Pseudocode

5.2 Leo Mutation Process

The number of immunological ambiguities caused by a genetic mutation may be explained, however, it is still unidentified to scientists. Another random effect of mutation occurs when it inspires behavioral changes in various individuals. Modifying one or more genes is the most basic type of mutation. Metacognition may have a stochastic impact on the general behavior of genes, as mentioned previously. Accordingly, the individual can change their behavior in a certain direction by varying the levels of immunity-producing activities in their genes according to their mutation rate. The mutation operator from GA-based is also used to show this development in the algorithms.

The main goal of EA mutation is to start introducing diversity into the total population sample. Mutation operators are used to avoid local minima or local maxima by preventing the population of genomes from becoming excessively similar to each other. This results in slowing or even halting convergence to obtain the global optimum. In stochastic algorithms, every point in the search space should be reachable by one or more mutations, which means that small mutations might have more of a significant impact than large ones [68]. Individuals can be used in a different situation or to serve genes that are not present in the initial population. Individual representations can be mutated in a several different ways. For instance, uniform mutation, replacement mutation, scramble mutation, inversion mutation, dynamic mutation, boundary mutation, and others [33]. Leo utilizes Gaussian Mutation [69] as the operator for EA. Self-adaptation is the ability of a GA's ability to modify its algorithm while solving a specific problem [70]. Since it has been demonstrated that the Gaussian mutation operator is the most effective and popular option for self-adaptation in GA. Thus, when sigma (σ) is a random value between (-1,1) and (j_i) is a random sample, Eq. 10 is used to develop a Leo mutation operator $M_{t,i}$. Whenever the Leo percentage mutation for individuals' sample $X_{t,i}(j_i)$ equals to (0.3).

$$M_{t,i} = X_{t,i}(j_i) + \sigma * randn(size(j_i)) \quad \text{Eq. 10}$$

6. Result and Discussion

To make sure the suggested algorithm works correctly and determine the effectiveness of this algorithm, several common benchmark functions from the literature are used. A further five well-known algorithms from the literature are compared with Leo algorithms results 19 classical benchmark tests; one of them is more popular, such as DA, PSO, and GA; two others are novel. Besides, the results of the proposed algorithm are compared to Leo for CEC-2019 test functions such as DA, WOA, SSA, FDO, LPB, and FOX. Then, these results are statistically applied to each other to prove whether the result is significant using the Wilcoxon rank-sum test. Therefore, to ensure that the Leo works well to solve real-world applications, most of the parameters are defined in the Leo pseudocode in the previous section. Additionally, the results of CEC-C06 2019 test functions such as DA, WOA, SSA, FDO, LPB, and FOX are compared to Leo. The Wilcoxon rank-sum test is then used to statistically compare these results to each other and determine whether the result is significant. The majority of parameters are defined in the Leo pseudocode in the previous part. Finally, the Leo functions have been successfully used to solve real-world applications.

6.1. Classical Benchmark Test Functions

The Leo algorithm has just been tested 30 times with 100 search agents; within every test, the algorithm looked for the most efficient optimum solution in 500 iterations, and then the average (AVA) and standard deviation (STD) were calculated. As discussed in Table (1 and 2), the DA, PSO, GA, FDO and LPB parameter sets are described in this paper. For this general convex learning problem, our results are comparable to the best-known bound. To evaluate the effectiveness of the Leo algorithm, three sets of test functions are selected. Unimodal, multimodal, and composite test functions are the three different categories into which the test functions have been categorized [71]. Each of these test functions is designed to evaluate the algorithm's effectiveness and benchmark specific perspectives. For instance, unimodal benchmark functions are used to verify the algorithm's exploitation level and convergence because their name indicates that they have a single optimal. Multimodal benchmark functions contain multiple optimal solutions to test local optimum avoidance and exploration levels. There are many optimum solutions, just like in multimodal algorithms; among them are the global optimum solution and the majority of individual optimum solutions. To get globally optimal solution, an algorithm must avoid local optimum solutions. In addition, the majority of composite benchmark functions are blended, rotated, shifted, and biased versions of other test functions. Composite benchmark functions contain a very large number of local optima and offer a variety of shapes for various search landscape regions. This kind of benchmark function is illustrated by tables (7, 8, and 9) [72] in the appendix.

Leo algorithm was run in accordance with the fundamental steps previously indicated, and the resulting findings were compared to those of DA, PSO, and GA, three well-known alternate algorithms whose results are reported in papers [73] found in Table (1). Thus, DA produced optimal results in the first unimodal function and PSO performed more efficiently

in the sixth test function. According to the results of tests TF2, TF3, TF4, TF5, and TF7, Leo generally delivered better performance than the other algorithms for exploitation capacity and optimum results. Additionally, the Leo algorithm produced the same superior results when compared to the FDO and LPB algorithms whose results are reported in papers [10], [27], except for TF1 and TF6 showing better exploitation level and convergence which are stated in Table (2). Leo also outperformed the other algorithms in TF11 and TF13 and achieved the second rank, the only one with a superior result in TF12. When compared with all algorithms listed in Table (2) except TF11 and TF13, Leo achieved the second rank for these two functions. Concerning the multimodal functions, Leo attained the second rank with a superior result in only TF12 compared with the other algorithms in TF11 and TF13. Leo, on the other hand, outperforms all other algorithms in Table (2) with the exception of TF9 and TF10, where they have earned the second position. In composite test functions, for every test function, Leo performed more efficiently than DA, PSO, and GA. In contrast, Leo algorithms consistently underperformed LPB algorithms. In all test functions, Leo achieved the second rank with better performance than FDO; see also Tables (1 and 2).

Table 1. Comparing the results of Leo with DA, PSO and GA algorithms on classical test functions

TF	Leo		DA		PSO		GA	
	AVA	STD	AVA	STD	AVA	STD	AVA	STD
TF1	2.69874E-09	7.49992E-09	2.85E-18	7.16E-18	4.20E-18	1.31E-18	748.5972	324.9262
TF2	3.7305E-06	3.95635E-06	1.49E-05	3.76E-05	0.003154	0.009811	5.971358	1.533102
TF3	5.31468E-09	2.07901E-08	1.29E-06	2.10E-06	0.001891	0.003311	1949.003	994.2733
TF4	3.60286E-05	3.22842E-05	0.000988	0.002776	0.001748	0.002515	21.16304	2.605406
TF5	10.60296667	13.93285916	7.600558	6.786473	63.45331	80.12726	133307.1	85007.62
TF6	4.31581E-10	5.51803E-10	4.17E-16	1.32E-15	4.36E-17	1.38E-16	563.8889	229.6997
TF7	0.001449721	0.002690575	0.010293	0.010293	0.005973	0.003583	0.166872	0.072571
TF8	-2989.147333	202.684514	-2857.58	383.6466	-7.10E+11	1.2E+12	-3407.25	164.478
TF9	37.07867	12.2775166	16.01883	9.479113	10.44724	7.879807	25.51886	6.66936
TF10	4.8836E-05	2.89869E-05	0.23103	0.487053	0.280137	0.601817	9.498785	1.271393
TF11	2.7393E-08	5.51514E-08	0.193354	0.073495	0.083463	0.035067	7.719959	3.62607
TF12	1.87667E-08	2.89749E-08	0.031101	0.098349	8.57E-11	2.71E-10	1858.502	5820.215
TF13	8.90491E-09	1.88063E-08	0.002197	0.004633	0.002197	0.004633	68047.23	87736.76
TF14	6.9979	5.833242622	103.742	91.24364	150	135.4006	130.0991	21.32037
TF15	0.001673093	0.003539145	193.0171	80.6332	188.1951	157.2834	116.0554	19.19351
TF16	-0.622100333	0.396782974	458.2962	165.3724	263.0948	187.1352	383.9184	36.60532
TF17	1.788405333	2.237631581	596.6629	171.0631	466.5429	180.9493	503.0485	35.79406
TF18	3.590623333	0.711917144	229.9515	184.6095	136.1759	160.0187	118.438	51.00183
TF19	-2.670808	1.185307969	679.588	199.4014	741.6341	206.7296	544.1018	13.30161

Table 2. Comparing the results of Leo with FDO and LPB algorithms on classical test functions

TF	Leo		FDO		LPB	
	AVA	STD	AVA	STD	AVA	STD
TF1	2.69874E-09	7.49992E-09	7.47E-21	7.26E-19	0.001877545	0.002093616
TF2	3.7305E-06	3.95635E-06	9.39E-06	6.91E-06	0.005238111	0.003652512
TF3	5.31468E-09	2.07901E-08	8.55E-07	4.40E-06	36.4748883	29.22415523
TF4	3.60286E-05	3.22842E-05	6.69E-04	0.0024887	0.393866	0.135818
TF5	10.60296667	13.93285916	23.501	59.7883701	16.76919	22.19251
TF6	4.31581E-10	5.51803E-10	1.42E-18	4.75E-18	0.00203173	0.0027832
TF7	0.001449721	0.002690575	0.544401	0.3151575	0.004975	0.002965
TF8	-2989.147333	202.684514	-2285207	206684.91	-3747.65	189.0206

TF9	37.07867	12.2775166	14.56544	5.202232	0.001567	0.001842
TF10	4.8836E-05	2.89869E-05	4.00E-15	6.38E-16	0.017933	0.013532
TF11	2.7393E-08	5.51514E-08	0.568776	0.1042672	0.066355	0.030973
TF12	1.87667E-08	2.89749E-08	19.83835	26.374228	2.79E-05	3.84E-05
TF13	8.90491E-09	1.88063E-08	10.2783	7.42028	0.000309	0.000512
TF14	6.9979	5.833242622	3.79E-07	6.32E-07	0.998004	1.26E-11
TF15	0.001673093	0.003539145	0.001502	0.0012431	0.002358	0.003757
TF16	-0.622100333	0.396782974	0.006375	0.0105688	-1.03163	2.46E-06
TF17	1.788405333	2.237631581	23.82013	0.2149425	0.397888	3.16E-06
TF18	3.590623333	0.711917144	222.9682	9.96E-06	3.000142	0.000283
TF19	-2.670808	1.185307969	22.7801	0.0103584	-3.86278	9.61E-07

6.2. CEC-C06 2019 Benchmark Test Functions

There are situations in the real world where getting an accurate solution is more crucial than the passing of time. Additionally, nearly anyone can perfect an algorithm and run it multiple times if they so choose. This means that clients are looking for the most effective algorithm for their situation, regardless of time. Ten test functions that were formed at the CEC-2019 conference [74], [75] and have been undergoing further Leo evaluation are part of this modern benchmark collection. The test functions, called "The 100-Digit Challenge", are supposed to be implemented in annual optimization competitions. See Table (10) in the appendix. The appendix. Table 3 and 4 present the CEC-2019 functions for common and recent algorithms which are incredibly competitive and extensively applied to tackle real-world issues. Such as DA, WOA, SSA, FDO, LPB, and FOX. Furthermore, we chose these algorithms since they are all widely cited literature. They have demonstrated excellent performance both on benchmark test functions and on actual problems. The creators of these algorithms have made their implementations available to the public.

Functions CEC01 to CEC03 have different dimensions. However, the other functions have a similar dimension, which is $[-100,100]$. As a result, whereas functions CEC01 to CEC03 are not affected by shift and rotation, CEC04 to CEC10 are affected. All test procedures, despite this, are scalable and flexible. The developer of the CEC benchmark has defined the parameter set. The algorithms have been given the ability to run 30 times with 100 agents while performing 500 iterations of landscape search. As shown in Table (3), Leo outperforms when compared with widely cited in the literature algorithms except in the test function of CEC04. While Leo has a comparable outcome in those benchmarks, Leo and WOA have roughly similar results in benchmarks like CEC02 and CEC05. Nonetheless, as shown in Table (4), Leo outperforms when compared with FOX as a recent algorithm. However, Leo has the most impressive performance results in the CEC02 and CEC06 benchmarks.

Table 3. Comparing the results of Leo with DA, WOA and SSA algorithms on CEC-2019 test functions

CEC	Leo		DA		WOA		SSA	
	AVA	STD	AVA	STD	AVA	STD	AVA	STD
CEC01	7294147266	5767198154	5.43E+10	6.69E+10	4.11E+10	5.42E+10	6.05E+09	4.75E+09
CEC02	17.47763	0.098108754	78.0368	87.7888	17.3495	0.0045	18.3434	0.0005
CEC03	12.70311	0.000889537	13.7026	0.0007	13.7024	0	13.7025	0.0003
CEC04	69.86527333	23.78089555	344.3561	414.0982	394.6754	248.5627	41.6936	22.2191
CEC05	2.760246667	0.432754261	2.5572	0.3245	2.7342	0.2917	2.2084	0.1064
CEC06	3.01982	0.755956506	9.8955	1.6404	10.7085	1.0325	6.0798	1.4873
CEC07	195.5583033	236.5351502	578.9531	329.3983	490.6843	194.8318	410.3964	290.5562
CEC08	5.062283333	0.459751941	6.8734	0.5015	6.909	0.4269	6.3723	0.5862
CEC09	3.26147	0.744492954	6.0467	2.871	5.9371	1.6566	3.6704	0.2362
CEC10	20.01238667	0.028550895	21.2604	0.1715	21.2761	0.1111	21.04	0.078

Table 4. Comparing the results of Leo with FDO, LPB and FOX algorithms on CEC-2019 test functions

CEC	Leo		FDO		LPB		FOX	
	AVA	STD	AVA	STD	AVA	STD	AVA	STD
CEC01	7294147266	5767198154	4585.27	20707.627	7494381364	8138223463	2.58E+04	22624.86
CEC02	17.47763	0.098108754	4	3.22414E-09	17.63898	0.31898	18.3442	0.000529
CEC03	12.70311	0.000889537	13.7024	1.649E-11	12.7024	0	13.7025	0.000449
CEC04	69.86527333	23.78089555	34.0837	16.528865	77.90824	29.88519	1.06E+03	501.8163
CEC05	2.760246667	0.432754261	2.13924	0.085751	1.18822	0.10945	6.295	1.27819
CEC06	3.01982	0.755956506	12.1332	0.600237	3.73895	0.82305	5.0325	1.285264
CEC07	195.5583033	236.5351502	120.4858	13.59369	145.28775	177.8949	456.3214	189.4313
CEC08	5.062283333	0.459751941	6.1021	0.756997	4.88769	0.67942	5.6778	0.52774
CEC09	3.26147	0.744492954	2	1.5916E-10	2.89429	0.23138	3.7959	0.339462
CEC10	20.01238667	0.028550895	2.7182	8.8817E-16	20.00179	0.00233	20.9878	0.005376

6.3. Statistical Tests and scalability analysis

For comparing two or more result groups, statistical tests use parametric and non-parametric tests [76]. Assumptions must be met for a two-sample t-test, thus the Wilcoxon Rank-Sum Test is commonly referred to as the non-parametric variant [77]. For each test function, the Wilcoxon Rank-Sum Test is determined to demonstrate the outcomes shown in Tables (1, 2, 3, and 4). In Tables 5 and 6, we present the results of statistical analyses. It occurs in distributions where the samples are equal or greater than 30, the assumptions are roughly equivalent or symmetric, but the spread variance and normalcy are not sufficiently satisfied.

DA results are statistically significant when compared to PSO and GA, according to research. Because DA was already evaluated against both PSO and GA in this paper [73], as well as both FDO and LPB algorithms, statistical comparisons of Leo against DA, FDO, and LPB algorithms are presented in Table (5). Meanwhile, all statistical tests (unimodal, multimodal, and composite test functions) consider the Leo results to be significant and reject the null hypothesis, except for TF6 and TF12 when DA has been conducted, because the values are greater than 0.05. Similarly, Leo's results are positive when compared with FDO and LPB except in TF5 and TF15, which retained null hypothesis. In addition, TF17 did not demonstrate significant value with FDO. There are unusual results in all composite test functions which retain null hypothesis in DA, FDO, and LPB algorithms for each of the 30 different individual tests. Table (6) shows statistical comparisons of Leo with DA, SSA, WOA, FDO, and FOX algorithms presented by the Wilcoxon Rank-Sum Test. Leo results are highly significant and reject the null hypothesis when using DA and FOX because the values are significantly less than 0.05. DA results are statistically significant when compared to SSA, WOA, and FDO except for CEC01 with SSA, CEC05 with WOA, and CEC07 with FDO.

Table 5. *P* – value by the Wilcoxon rank-sum test overall runs for classical benchmark test functions.

TF	Leo VS DA	Leo VS LPB	Leo VS FDO
TF1	0.000031	0.000031	0.000002
TF2	0.000002	0.000002	0.047162
TF3	0.000002	0.000002	0.002585
TF4	0.000031	0.000002	0.000002
TF5	0.000148	0.781264	0.557743
TF6	0.057096	0.000002	0.000002
TF7	0.000002	0.000097	0.000002

TF8	0.031603	0.000002	0.000016
TF9	0.000002	0.000002	0.000002
TF10	0.000002	0.000002	0.000002
TF11	0.000002	0.000002	0.000002
TF12	0.328571	0.000002	0.000002
TF13	0.517048	0.000002	0.000002
TF14	0.000013	0.000013	0.002929
TF15	0.000359	0.012453	0.781264
TF16	0.000001	0.000002	0.000115
TF17	0.000001	0.000002	0.120288
TF18	0.00015	0.000393	0.00015
TF19	0.000002	0.000002	0.000004

Table 6. P – value by the Wilcoxon rank-sum test overall runs for CEC-2019 test functions.

TF	Leo VS DA	Leo VS SSA	Leo VS WOA	Leo VS FDO	Leo VS FOX
CEC01	0.000012	0.360039	0.038723	0.000002	0.000002
CEC02	0.000002	0.000002	0.000002	0.000002	0.000002
CEC03	0.000001	0.000001	0.000001	0.000001	0.000001
CEC04	0.000012	0.000125	0.000002	0.000005	0.000002
CEC05	0.033264	0.000026	0.688359	0.000004	0.000002
CEC06	0.000002	0.000002	0.000002	0.000002	0.000002
CEC07	0.000359	0.011079	0.000115	0.171376	0.000148
CEC08	0.000002	0.000002	0.000002	0.000008	0.000082
CEC09	0.000003	0.002765	0.000002	0.000002	0.001593
CEC10	0.000002	0.000002	0.000002	0.000002	0.000002

6.4. Quantitative Measurement Metrics

The proposed measurement metrics are used in this short subsection to observe and analyze the anticipated Leo algorithm's performance in more detail. This experiment aims to verify convergence and forecast how the Leo algorithm could perform while handling real-world problems. The first metric measures convergence and illustrates how vaccinations promote immune responses in the body landscape. As a result, in each experiment, the benchmark functions are selected according to the unimodal benchmark functions, the multimodal test functions, and the composite benchmark functions respectively. Figure (6) depicts the agent rapidly exploring the entire region and gradually adjusting to optimality and the offspring find the best position as specified in each experiment of (FT2), (TF10), and (TF17). The experiment is shown by recording the agents' performance throughout the test from the start to the end of the test. The second experiment in each of (FT2), (TF9), and (TF17), shown in Figure (7), has Leo begin with a high fitness value and then gradually reduce it until it achieves the ideal number. When multimodal tests are conducted though, the functions are rapidly developed throughout a few iterations. The average fitness value of all Leo agents decreased noticeably throughout the iterations, according to the third test metric displayed in Figure (8) in each of (FT2), (TF9), and (TF17). According to the results, the algorithm not only enhances the global most effective agent, but it also enhances the optimal solution for all agents as well. The fourth measure records the global most optimal agent's convergence throughout each iteration. This demonstrates that the global optimized agent becomes more accurate as the number of iterations increases. Due to the focus on local search and exploitation, a dramatic shift can be seen in Figure (9) in each experiment of (FT2), (TF8), and (TF17).

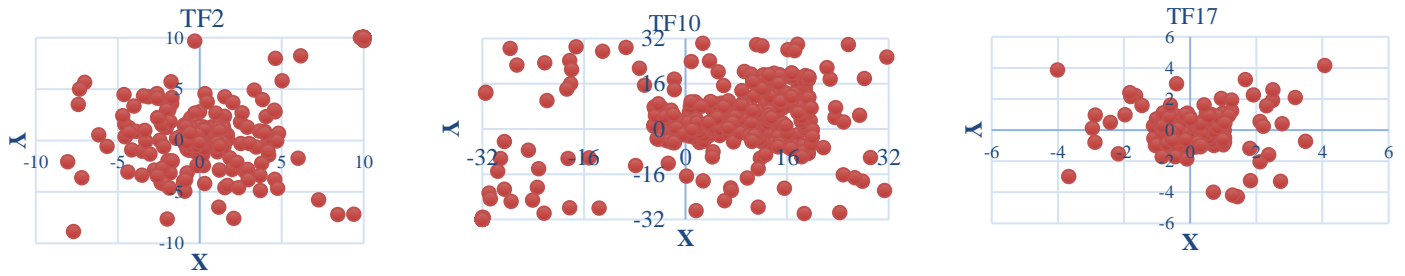


Figure 6. Search history of the Leo algorithms on unimodal, multimodal, and composite test functions

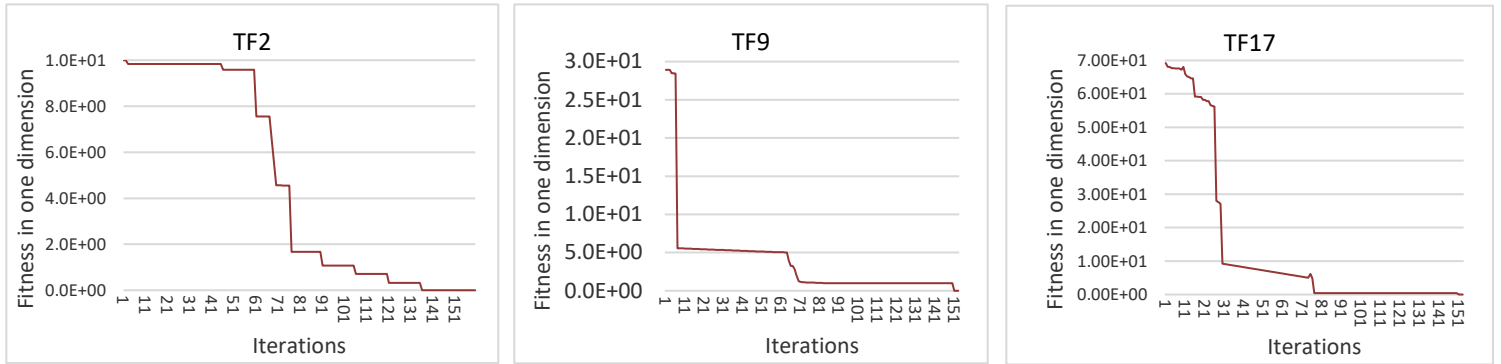


Figure 7. The trajectory of Leo's search agents on unimodal, multimodal, and composite test functions

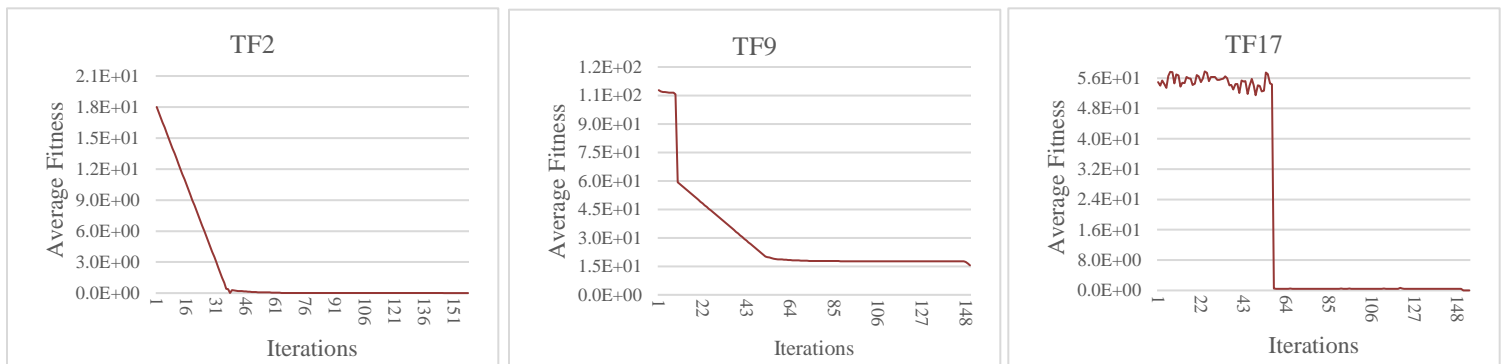


Figure 8. The average fitness of Leo's search agents on unimodal, multimodal, and composite test function

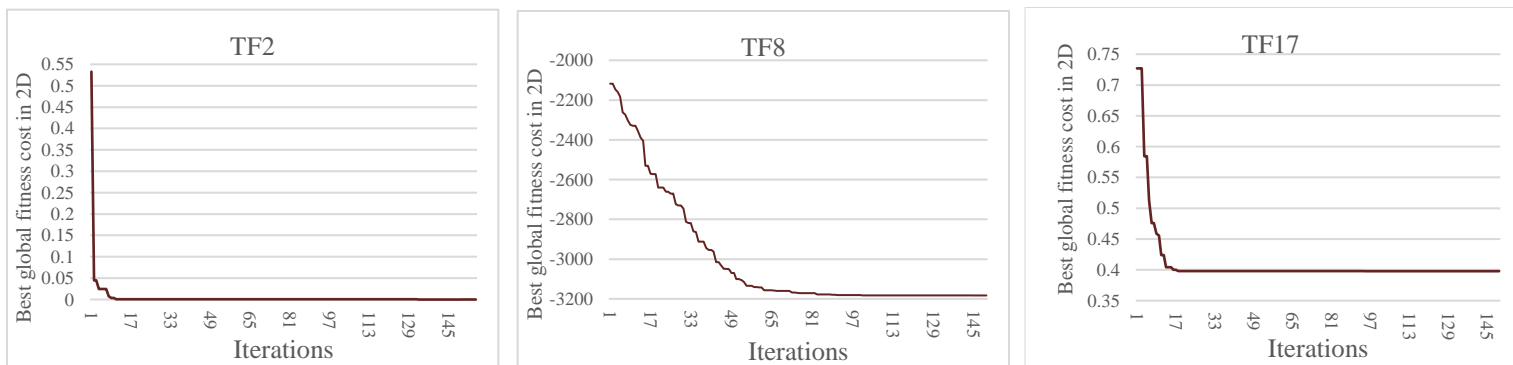


Figure 9. Convergence curve of Leo algorithms on unimodal, multi-modal, and composite test function

7. Real-world Application

As with any other metaheuristic algorithm, Leo can be used to overcome application-specific difficulties in the real world. Leo is used in two distinct applications in this section:

7.1. The Pathological IgG Fraction in the Nervous System

The method of determination is independent of variables that may affect the individual, including sex, blood-brain barrier condition, extraction volume of CSF, and the method used to measure protein. It allows for the optimal evaluation of pathogenic IgG values in CSF when compared with other methods in the literature, particularly when it comes to statistics and biochemistry [78]. Finding the ideal solution is the aim of this problem for aspects of optimal evaluation of pathological IgG values in CSF caused to point out the fluctuation in the nervous system. Based on statistical and functional reasons, the frequency of the regression line passing through the origin is reasonable according to Eq. 12 which is enhanced from the collection of statistical regression lines [79], [80]. Most of the studies focused on establishing a correlation between serum and fluid albumin concentrations. This real application shows a correlation between serum albumin levels and IgG levels in cerebrospinal fluid and selects the optimal point by applying the Leo algorithm.

Eq. 11 [80] can be used to determine the locally generated concentration of pathological (*IgGp*) in *CSF* after evaluating the IgG quotient for the patient's unique albumin ratio. Additionally, $STD_{(x,y)}$ is the standard deviation of the (*y*) values from the regression line between (-0.001, +0.001), and the confidence interval of the *IgG* quotient (*y*) for a given albumin quotient (*x*) is supplied by these two variables.

$$IgGp = IgG(CSF) - (0.43 Alb(Serum) - Alb(CSF) + 0.001) * IgG(Serum) \tag{Eq. 11}$$

To prove that

$$IgGp = X_i \text{ So, } IgG(IgGp) = Y(X_i) \text{ then:}$$

$$Y(X_i) = \sum_{i=1}^n (0.41 + 0.0014 X_i) \tag{Eq. 12}$$

On the stained gel strip, a cutting sequence for obtaining twelve fractions has been seen. Therefore, twelve are used to calculate the number of search agents. Stippled regression lines display the *IgGp* level in each proportion. Neutralization (*NT*) and *CF* are the two antibody actions that are displayed for statistical-level results [81]. With the limitations of Equation (12) in mind, this problem is optimized using the Leo algorithm. The outcome is displayed in Figure (10) and contains the global average fitness in each iteration as well as the average fitness value. Twelve search agents are employed for 150 iterations. The analysis reveals that iteration 61 of the globally optimized solution produced the optimal result, which is (5.088).

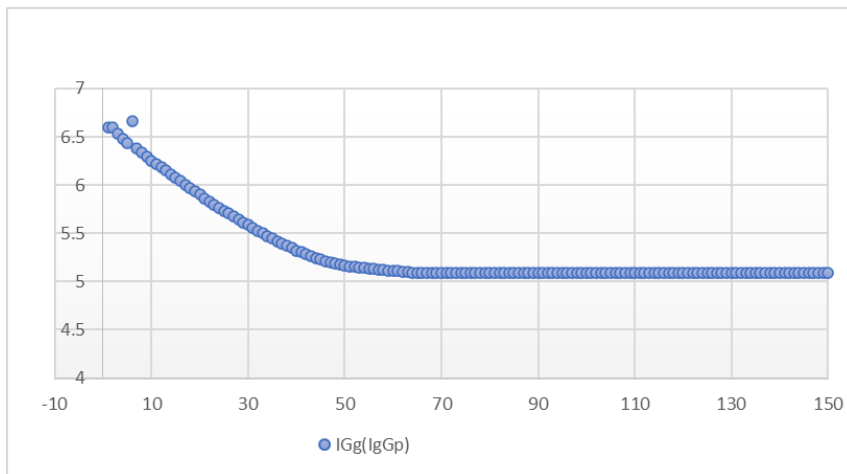


Figure10. Global best with average fitness results from for150 Iteration with 12 search agents in (IgGp) fraction in the nervous system

7.2. Integrated Cyber-Physical-Attack for Manufacturing System

Generally, computational analysis can assist the security community in better comprehending the danger, analyzing the attacker's behavior during the process of a cyber-physical-attack, and as a result, being able to offer genuine responses to adversarial behaviors at various stages of an attack. Besides the paucity of research on estimating and assessing the effectiveness of defensive systems, particularly from a security standpoint, we still need to develop a suitable theoretical application model to find the global point. The use or integrate of cyber-physical-attack for manufacturing systems (CPAMS) can increase flexibility and reactivity while ensuring product quality to satisfy client demands [82]. The object-oriented Petri net-based formal model of a cyber-physical-attack manufacturing system is described from the perspective of complex systems to increase the integrity of cyber-physical systems during the dynamic simulation phase [83]. This system can be verified and validated by optimizing the Leo system using some mathematical techniques and Petri net supporting tools.

Petri nets [84] are visual representations and analysis tools for distributed systems. They are updated to visualize and evaluate a wide range of applications and complex systems, including communication networks, healthcare systems, artificial intelligence, and engineering systems used in manufacturing. Besides, it is a computational mathematics tool for simulating and examining dynamic systems. A directed graph model is formed with arcs (F) connecting two sets of nodes, locations (P) and transitions (T). Dots inside the spots stand in for tokens (or 'marks'). There are illustrated in Figure 11 when $R1$ is explicitly defined in the net interpretation among T and P .

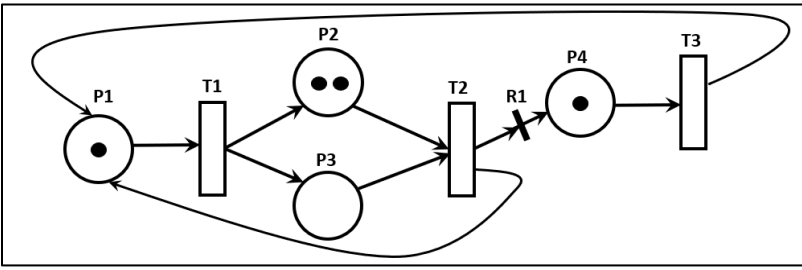


Figure 11. The network station is represented by a stochastic Petri net.

Syntax: A Petri net is a net of the form $PN = (N, M, W)$, which extends the elementary net so that

Given a net $N = (P, T, F)$, a configuration is a set C so that $C \subseteq P$.

$M: P \rightarrow Z$ is a place multiset, where Z is a countable set, covers the concept of *configuration* and is normally described concerning Petri net diagrams as a *marking*.

$W: F \rightarrow Z$ is an arc multiset. The count (or weight) for each arc indicates the *multiplicity* of arcs that can be calculated.

Its transition relation can be described as a pair of $|P|$ by $|T|$ matrices:

$$F^-, \text{ defined by } \forall s, t: F^-[p, t] = F(p, t)$$

$$F^+, \text{ defined by } \forall s, t: F^+[p, t] = F(t, p)$$

When, the *pre-set* of a transition t is the set of its *input places*: ${}^*t = \{p \in P \mid F(p, t) > 0\}$; its *posset* is the set of its *output places*: $t^* = \{p \in P \mid F(p, t) > 0\}$. Definitions of pre- and post-sets of places are analogous.

Petri net syntax states that it evaluates the system by taking into account a sizable number of CPAMS, where some nodes (such as machines, robots, sensors, and AGVs) have been infected by malicious software and spread it to susceptible nodes, which are referred to as nodes that are most vulnerable to malicious software attacks. These nodes eventually become the infected nodes. Infectious nodes can flip into recovered nodes once the harmful software has been uninstalled.

The susceptible nodes, infectious nodes, and recovered nodes are symbolized, respectively, as S , I , and R [85]. With the attributes of Logistic, new nodes are regarded as susceptible nodes, and their growth rate is p .

Control of harmful software bifurcation in CPAMS. A hybrid bifurcation law control strategy was suggested by [86] to control harmful bifurcations as indicated in Eq.13. These bifurcations result in negative behaviours and decrease the trustworthiness of CPAMS. Where K_1 denotes the variable parameter, and K_2 denotes the feedback parameter.

$$N(I(p, t)) = k_1 F(I(p, t)) + k_2 (I(p, t) + I(p, t)^3) \quad \text{Eq. 13}$$

To find the evaluation probabilistic complex system, the fitness function $F(I(p, t))$ derive from the Jacobian matrix at the equilibrium [87] to get simulation results and the optima point which controls harmful node probabilistic point and is updated by the susceptible node. Thus, the probabilistic Eq.14 helps to find the node point when equivalent to Zero.

$$F(I(p, t)) = \sum X^3 + A \sum X^2 + B \sum X + C \quad \text{Eq. 14}$$

When,

$$A = 0.0283 \left(1 + \frac{1}{d} - k_2 \right)$$

$$B = \frac{0.0283 - 1.0283k_2}{d}$$

$$C = \frac{0.0013 k_1 - 0.0283k_2}{d}$$

Suppose, set d : number of nodes = 15 to 36, $k_1 = 0$ to 1, $k_2 = 0.1$ to 0.5, respectively. The Leo algorithm is used to discover the optimal approach for updating infection nodes in this realistic situation. The result includes both the average fitness value and the global average fitness for each iteration. 300 iterations are performed using 10 search agents. The study shows that the globally optimized solution's iteration 209 generated the most successful outcome, which is (.072028). Figure 12 illustrates the process.

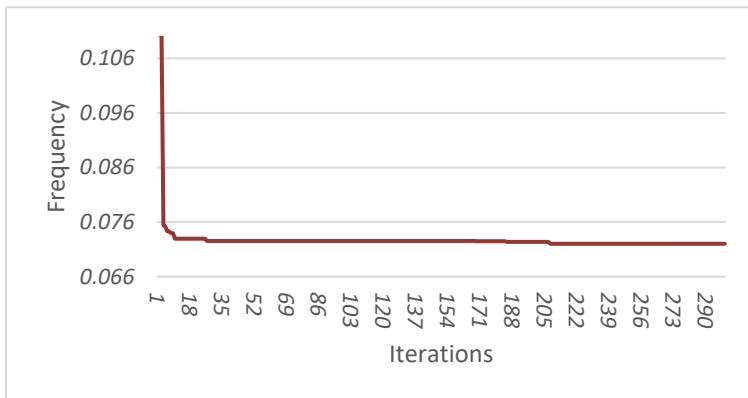


Figure 12. Fitness results in Leo process for 300 Iteration with 10 search agents depend on the Jacobian matrix for cyber-physical-attack in the manufacturing system

8. Conclusion

To achieve exceptional precision of immunizations utilizing the albumin quotient of human blood, this research developed an innovative single-objective metaheuristic algorithm based on the process of transferring genetic chromosomes. This algorithm was inspired by the genetic algorithm. Exploitation and exploration—the two key stages of metaheuristic algorithms—were described. The previous stage was modeled after the division of albumin into various groups based on

blood serum and their gene parents. Nevertheless, the exploration phase was designed to simulate how many effective vaccinations raise the immune system. Crossover and mutation parameters were the factors employed in the Leo, which are used in the initial stages of the algorithm to divide the population into multiple groups and introduce success-based population distribution. Using crossover and mutation techniques, the Leo was auto-adaptive when Lagrange orientation and Lagrange multiplier stationary point navigation were introduced.

By evaluating numerous common test functions and real-world applications, we discovered that, typically, the quantity of search agents was somehow related to performance. Because the algorithm depends on the Lagrange stationary point during gene crossover for a significant portion of its searching mechanism, it is known as the Lagrange Elementary for Optimization, and using a small number of agents (less than seven as the median for all benchmarks) would significantly decrease the accuracy of the algorithm while using a large number of search representatives would improve the accuracy while costing more genes and updating of offspring. Based on the results of the study, it can be concluded that the proposed work outperforms most algorithms in the field. So far, Leo may have difficulties with growing problem sizes for inspired optimization. Therefore, using it as an optimization method is recommended for researchers in various domains.

Moreover, the initialization, exploration, and exploitation stages of Leo rely on the randomization approach. To evaluate the performance of Leo, 19 single-objective benchmark testing functions were used. Three separate subgroups were created for the benchmark testing functions (unimodal, multimodal, and composite test functions). Leo also ran tests on 10 current CEC-C06 benchmarks. Leo outperformed the rival algorithms in the majority of situations when it was compared to two well-known algorithms (PSO and GA), three modern algorithms (DA, WOA, and SSA), and three recent algorithms (FDO, LPB, and FOX). The Wilcoxon rank-sum test was used to compare the test results to demonstrate their statistical significance. To prove and verify the performance, the method can handle real-world applications, Leo was also practically applied to two real-world applications.

In future work, it will be adapted, implemented and tested on Leo for both multi-objective and binary objective optimization problems. Furthermore, future research could incorporate evolutionary operators into Leo and hybridize them with other algorithms. Moreover, a new Lagrange mutation standard will replace these parameters from Leo in the future. Finally, the proposed technique can be used to optimize a variety of problems and compare the results to those of other heuristic techniques.

Appendix: This work applies single-objective test problems. The mathematical representations of the traditional benchmark functions used in this preparation are shown in Tables 7, 8, and 9. The CEC-C06 2019 benchmark functions are shown in Table 10.

Table 7. Unimodal benchmark functions [72]

Functions	Dimension	Range	Shift position	f_{min}
$TF1(x) = \sum_{i=1}^n x_i^2$	10	[-100, 100]	[-30, -30, ... -30]	0
$TF2(x) = \sum_{i=1}^n x_i + \prod_{i=1}^n x_i $	10	[-10,10]	[-3, -3, ... -3]	0
$TF3(x) = \sum_{i=1}^n \left(\sum_{j=1}^i x_j \right)^2$	10	[-100, 100]	[-30, -30, ... -30]	0
$TF4(x) = \max_i \{ x_i , 1 \leq i \leq n\}$	10	[-100, 100]	[-30, -30, ... -30]	0
$TF5(x) = \sum_{i=1}^{n-1} [100(x_{i+1} - x_i^2)^2 + (x_i - 1)^2]$	10	[-30,30]	[-15, -15, ... -15]	0

$TF6(x) = \sum_{i=1}^n ([x_i + 0.5])^2$	10	[-100, 100]	[-750, ... -750]	0
$TF7(x) = \sum_{i=1}^n ix_i^4 + \text{random}[0, 1]$	10	[-1.28, 1.28]	[-0.25, ... -0.25]	0

Table 8. Multimodal benchmark functions (10 dimensional) [72]

Functions	Range	Shift position	f_{min}
$TF8(x) = \sum_{i=1}^n -x_i^2 \sin(\sqrt{ x_i })$	[-500, 500]	[-300, ... -300]	-418.9829
$TF9(x) = \sum_{i=1}^n [x_i^2 - 10 \cos(2\pi x_i) + 10]$	[-5.12, 5.12]	[-2, -2, ... -2]	0
$TF10(x) = -20 \exp\left(-0.2 \sqrt{\sum_{i=1}^n x_i^2}\right) - \exp\left(\frac{1}{n} \sum_{i=1}^n \cos(2\pi x_i)\right) + 20 + e$	[-32, 32]		0
$TF11(x) = \frac{1}{4000} \sum_{i=1}^n x_i^2 - \prod_{i=1}^n \cos\left(\frac{x_i}{\sqrt{i}}\right) + 1$	[-600, 600]	[-400, ... -400]	0
$TF12(x) = \frac{\pi}{n} \{10 \sin(\pi y_1) + \sum_{i=1}^{n-1} (y_i - 1)^2 [1 + 10 \sin^2(\pi y_{i+1})] + (y_n - 1)^2\} + \sum_{i=1}^n u(x_i, 10, 100, 4).$ $y_i = 1 + \frac{x_i + 1}{4}. \quad u(x_i, a, k, m) = \begin{cases} k(x_i - a)^m & x_i > a \\ 0 & -a < x_i < a \\ k(-x_i - a)^m & x_i < -a \end{cases}$	[-50, 50]	[-30, 30, ... 30]	0
$TF13(x) = 0.1 \{\sin^2(3\pi x_1) + \sum_{i=1}^n (x_i - 1)^2 [1 + \sin^2(3\pi x_i + 1)] + (x_n - 1)^2 [1 + \sin^2(2\pi x_n)]\} + \sum_{i=1}^n u(x_i, 5, 100, 4).$	[-50, 50]	[-100, ... -100]	0

Table 9. Composite benchmark functions [72]

Functions	Dimension	Range	f_{min}
TF14 (CF1) $f_1, f_2, f_3 \dots f_{10} =$ Sphere function $\delta_1, \delta_2, \delta_3 \dots \delta_{10} [1, 1, 1, \dots, 1] \lambda_1, \lambda_2, \lambda_3 \dots \lambda_{10} =$ $\left[\frac{5}{100}, \frac{5}{100}, \frac{5}{100}, \dots, \frac{5}{100}\right]$	10	[-5, 5]	0
TF15 (CF2) $f_1, f_2, f_3 \dots f_{10}$ Griewank's function $\delta_1, \delta_2, \delta_3 \dots \delta_{10}, [1, 1, 1, \dots, 1] \lambda_1, \lambda_2, \lambda_3 \dots \lambda_{10} =$ $\left[\frac{5}{100}, \frac{5}{100}, \frac{5}{100}, \dots, \frac{5}{100}\right]$	10	[-5, 5]	0
TF16 (CF3) $f_1, f_2, f_3 \dots f_{10}$ Griewank's function $\delta_1, \delta_2, \delta_3 \dots \delta_{10}, [1, 1, 1, \dots, 1] \lambda_1, \lambda_2, \lambda_3 \dots \lambda_{10} = [1, 1, 1, \dots, 1]$	10	[-5, 5]	0
TF17 (CF4) $f_1, f_2 =$ Ackley's function, $f_3, f_4 =$ Rastrigin's function, $f_5, f_6 =$ Weierstrass function, $f_7, f_8 =$ Griewank's function, $f_9, f_{10} =$ Sphere function, $\delta_1, \delta_2, \delta_3 \dots \delta_{10} = [1, 1, 1, \dots, 1] \lambda_1, \lambda_2, \lambda_3 \dots =$ $\left[\frac{5}{32}, \frac{5}{32}, 1, 1, \frac{5}{0.5}, \frac{5}{0.5}, \frac{5}{100}, \frac{5}{100}, \frac{5}{100}, \frac{5}{100}\right]$	10	[-5, 5]	0
TF18 (CF5) $f_1, f_2 =$ Rastrigin's function, $f_3, f_4 =$ Weierstrass function, $f_5, f_6 =$ Griewank's function, $f_7, f_8 =$ Ackley's function, $f_9, f_{10} =$ Sphere function, $\delta_1, \delta_2, \delta_3 \dots \delta_{10} = [1, 1, 1, \dots, 1] \lambda_1, \lambda_2, \lambda_3 \dots \lambda_{10} =$ $\left[\frac{1}{5}, \frac{1}{5}, \frac{5}{0.5}, \frac{5}{0.5}, \frac{5}{100}, \frac{5}{100}, \frac{5}{32}, \frac{5}{32}, \frac{5}{100}, \frac{5}{100}\right]$	10	[-5, 5]	0
TF19 (CF6) $f_1, f_2 =$ Rastrigin's function, $f_3, f_4 =$ Weierstrass function, $f_5, f_6 =$ Griewank's function, $f_7, f_8 =$ Ackley's function, $f_9, f_{10} =$ Sphere function, $\delta_1, \delta_2, \delta_3 \dots \delta_{10} [0.1, 0.2, 0.3, 0.4, 0.5, 0.6, 0.7, 0.8, 0.9, 1], \lambda_1, \lambda_2, \lambda_3 \dots =$ $\left[0.1 * \frac{1}{5}, 0.2 * \frac{1}{5}, 0.3 * \frac{5}{0.5}, 0.4 * \frac{5}{0.5}, 0.5 * \frac{5}{100}, 0.6 * \frac{5}{100}, 0.7 * \frac{5}{32}, 0.8 * \frac{5}{32}, 0.9 * \frac{5}{100}, 1 * 5/100\right]$	10	[-5, 5]	0

Table 10. CEC-2019 benchmarks "the 100-digit challenge" [75]

No.	Functions	Dimension	Range	f_{min}
1	STORN'S CHEBYSHEV POLYNOMIAL FITTING PROBLEM	9	[-8192, 8192]	1
2	INVERSE HILBERT MATRIX PROBLEM	16	[-16384, 16384]	1
3	LENNARD-JONES MINIMUM ENERGY CLUSTER	18	[-4,4]	1
4	RASTRIGIN'S FUNCTION	10	[-100, 100]	1
5	GRIEWANGK'S FUNCTION	10	[-100, 100]	1
6	WEIERSTRASS FUNCTION	10	[-100, 100]	1
7	MODIFIED SCHWEFEL'S FUNCTION	10	[-100, 100]	1
8	EXPANDED SCHAFER'S F6 FUNCTION	10	[-100, 100]	1
9	HAPPY CAT FUNCTION	10	[-100, 100]	1
10	ACKLEY FUNCTION	10	[-100, 100]	1

Reference

- [1] P. E. Gill, W. Murray, M. A. Saunders, J. A. Tomlin, and M. H. Wright, "George B. Dantzig and systems optimization," *Discrete Optimization*, vol. 5, no. 2, pp. 151–158, 2008, doi: <https://doi.org/10.1016/j.disopt.2007.01.002>.
- [2] G. B. Dantzig, "Linear Programming," *Oper Res*, vol. 50, no. 1, pp. 42–47, 2002, [Online]. Available: <http://www.jstor.org/stable/3088447>
- [3] J. Branke, "Creating robust solutions by means of evolutionary algorithms," in *Parallel Problem Solving from Nature — PPSN V*, 1998, pp. 119–128.
- [4] J. Kennedy, "Swarm Intelligence," in *Handbook of Nature-Inspired and Innovative Computing: Integrating Classical Models with Emerging Technologies*, A. Y. Zomaya, Ed. Boston, MA: Springer US, 2006, pp. 187–219. doi: 10.1007/0-387-27705-6_6.
- [5] Y.-S. Jeong, K. S. Shin, and M. K. Jeong, "An evolutionary algorithm with the partial sequential forward floating search mutation for large-scale feature selection problems," *Journal of the Operational Research Society*, vol. 66, no. 4, pp. 529–538, Apr. 2015, doi: 10.1057/jors.2013.72.
- [6] M. Melanie, "0–262–63185–7 (PB) 1. Genetics-Computer simulation.2. Genetics-Mathematical models," 1999.
- [7] D. B. Fogel, "An introduction to simulated evolutionary optimization," *IEEE Trans Neural Netw*, vol. 5, no. 1, pp. 3–14, 1994, doi: 10.1109/72.265956.
- [8] D. B. Fogel, "A Comparison of Evolutionary Programming and Genetic Algorithms on Selected Constrained Optimization Problems," *Simulation*, vol. 64, no. 6, pp. 397–404, Jun. 1995, doi: 10.1177/003754979506400605.
- [9] X. Yao, Y. Liu, and G. Lin, "Evolutionary programming made faster," *IEEE Transactions on Evolutionary Computation*, vol. 3, no. 2, pp. 82–102, 1999, doi: 10.1109/4235.771163.
- [10] C. M. Rahman and T. A. Rashid, "A new evolutionary algorithm: Learner performance based behavior algorithm," *Egyptian Informatics Journal*, vol. 22, no. 2, pp. 213–223, Jul. 2021, doi: 10.1016/j.eij.2020.08.003.
- [11] H. Zamani, M. H. Nadimi-Shahraki, and A. H. Gandomi, "QANA: Quantum-based avian navigation optimizer algorithm," *Eng Appl Artif Intell*, vol. 104, Sep. 2021, doi: 10.1016/j.engappai.2021.104314.

- [12] K. G. Dhal, S. Ray, A. Das, and S. Das, "A Survey on Nature-Inspired Optimization Algorithms and Their Application in Image Enhancement Domain," *Archives of Computational Methods in Engineering*, vol. 26, no. 5, pp. 1607–1638, 2019, doi: 10.1007/s11831-018-9289-9.
- [13] A. Arcuri and L. Briand, "A Practical Guide for Using Statistical Tests to Assess Randomized Algorithms in Software Engineering," in *Proceedings of the 33rd International Conference on Software Engineering*, 2011, pp. 1–10. doi: 10.1145/1985793.1985795.
- [14] Y. Xu *et al.*, "Artificial intelligence: A powerful paradigm for scientific research," *The Innovation*, vol. 2, no. 4, p. 100179, 2021, doi: <https://doi.org/10.1016/j.xinn.2021.100179>.
- [15] D. O. Hasan, A. M. Aladdin, H. S. Talabani, T. A. Rashid, and S. Mirjalili, "The Fifteen Puzzle—A New Approach through Hybridizing Three Heuristics Methods," *Computers*, vol. 12, no. 1, p. 11, Jan. 2023, doi: 10.3390/computers12010011.
- [16] T.-H. Nguyen, L. V. Nguyen, J. J. Jung, I. E. Agbehadji, S. O. Frimpong, and R. C. Millham, "Bio-Inspired Approaches for Smart Energy Management: State of the Art and Challenges," *Sustainability*, vol. 12, no. 20, p. 8495, Oct. 2020, doi: 10.3390/su12208495.
- [17] D. D. Chaplin, "Overview of the immune response," *Journal of Allergy and Clinical Immunology*, vol. 125, no. 2 SUPPL. 2, Feb. 2010, doi: 10.1016/j.jaci.2009.12.980.
- [18] C. Fleury, "STRUCTURAL WEIGHT OPTIMIZATION BY DUAL METHODS OF CONVEX PROGRAMMING," 1979.
- [19] A. M. Aladdin and T. A. Rashid, "A New Lagrangian Problem Crossover—A Systematic Review and Meta-Analysis of Crossover Standards," *Systems*, vol. 11, no. 3, p. 144, Mar. 2023, doi: 10.3390/systems11030144.
- [20] X.-S. Yang, "Review of meta-heuristics and generalised evolutionary walk algorithm," *International Journal of Bio-Inspired Computation*, vol. 3, no. 2, pp. 77–84, Jan. 2011, doi: 10.1504/IJBIC.2011.039907.
- [21] H. Mittal, A. Tripathi, A. C. Pandey, and R. Pal, "Gravitational search algorithm: a comprehensive analysis of recent variants," *Multimed Tools Appl*, vol. 80, no. 5, pp. 7581–7608, 2021, doi: 10.1007/s11042-020-09831-4.
- [22] A. Montanaro, "Quantum algorithms: An overview," *npj Quantum Information*, vol. 2, no. 1. Nature Partner Journals, 2016. doi: 10.1038/npjqi.2015.23.
- [23] A. Y. S. Lam and V. O. K. Li, "Chemical Reaction Optimization: a tutorial," *Memet Comput*, vol. 4, no. 1, pp. 3–17, 2012, doi: 10.1007/s12293-012-0075-1.
- [24] H. Ma, J. Liu, H. Shang, Y. Fan, Z. Li, and J. Yang, "Multiscale quantum algorithms for quantum chemistry," *Chem Sci*, 2023, doi: 10.1039/D2SC06875C.
- [25] Shebin S and Mallikarjunaswamy S, "Swarm Intelligence and its Applications." [Online]. Available: www.ijert.org
- [26] M. R. Jalali, A. Afshar, and M. MARINO, "Ant Colony Optimization Algorithm (ACO); A new heuristic approach for engineering optimization," vol. 2, May 2005.
- [27] J. M. Abdullah and T. Ahmed, "Fitness Dependent Optimizer: Inspired by the Bee Swarming Reproductive Process," *IEEE Access*, vol. 7, pp. 43473–43486, 2019, doi: 10.1109/ACCESS.2019.2907012.

- [28] Y. Meraihi, A. Ramdane-Cherif, D. Acheli, and M. Mahseur, “Dragonfly algorithm: a comprehensive review and applications,” *Neural Comput Appl*, vol. 32, no. 21, pp. 16625–16646, 2020, doi: 10.1007/s00521-020-04866-y.
- [29] S. Mirjalili, A. H. Gandomi, S. Z. Mirjalili, S. Saremi, H. Faris, and S. M. Mirjalili, “Salp Swarm Algorithm: A bio-inspired optimizer for engineering design problems,” *Advances in Engineering Software*, vol. 114, pp. 163–191, 2017, doi: <https://doi.org/10.1016/j.advengsoft.2017.07.002>.
- [30] J. Kennedy and R. Eberhart, “Particle swarm optimization,” in *Proceedings of ICNN’95 - International Conference on Neural Networks*, 1995, vol. 4, pp. 1942–1948 vol.4. doi: 10.1109/ICNN.1995.488968.
- [31] S. Mirjalili and A. Lewis, “The Whale Optimization Algorithm,” *Advances in Engineering Software*, vol. 95, pp. 51–67, 2016, doi: <https://doi.org/10.1016/j.advengsoft.2016.01.008>.
- [32] H. Mohammed and T. Rashid, “FOX: a FOX-inspired optimization algorithm,” *Applied Intelligence*, vol. 53, no. 1, pp. 1030–1050, 2023, doi: 10.1007/s10489-022-03533-0.
- [33] D. Karaboga and B. Basturk, “A powerful and efficient algorithm for numerical function optimization: artificial bee colony (ABC) algorithm,” *Journal of Global Optimization*, vol. 39, no. 3, pp. 459–471, 2007, doi: 10.1007/s10898-007-9149-x.
- [34] S.-C. Chu, P. Tsai, and J.-S. Pan, “Cat Swarm Optimization,” in *PRICAI 2006: Trends in Artificial Intelligence*, 2006, pp. 854–858.
- [35] X.-S. Yang and S. Deb, “Cuckoo Search via Lévy flights,” in *2009 World Congress on Nature & Biologically Inspired Computing (NaBIC)*, 2009, pp. 210–214. doi: 10.1109/NABIC.2009.5393690.
- [36] X. Yang and A. Hossein Gandomi, “Bat algorithm: a novel approach for global engineering optimization,” *Eng Comput (Swansea)*, vol. 29, no. 5, pp. 464–483, Jan. 2012, doi: 10.1108/02644401211235834.
- [37] A. Kaveh and N. Farhodi, “A new optimization method: Dolphin echolocation,” *Advances in Engineering Software*, vol. 59, pp. 53–70, 2013, doi: <https://doi.org/10.1016/j.advengsoft.2013.03.004>.
- [38] G.-G. Wang, S. Deb, and L. d. S. Coelho, “Elephant Herding Optimization,” in *2015 3rd International Symposium on Computational and Business Intelligence (ISCBI)*, 2015, pp. 1–5. doi: 10.1109/ISCBI.2015.8.
- [39] W.-T. Pan, “A new Fruit Fly Optimization Algorithm: Taking the financial distress model as an example,” *Knowl Based Syst*, vol. 26, pp. 69–74, 2012, doi: <https://doi.org/10.1016/j.knosys.2011.07.001>.
- [40] S. Mirjalili, S. M. Mirjalili, and A. Lewis, “Grey Wolf Optimizer,” *Advances in Engineering Software*, vol. 69, pp. 46–61, 2014, doi: <https://doi.org/10.1016/j.advengsoft.2013.12.007>.
- [41] S. Mirjalili, “Moth-flame optimization algorithm: A novel nature-inspired heuristic paradigm,” *Knowl Based Syst*, vol. 89, pp. 228–249, 2015, doi: <https://doi.org/10.1016/j.knosys.2015.07.006>.
- [42] P. S. Game and V. Vaze, “Bio-inspired Optimization: metaheuristic algorithms for optimization,” NTCOMIS-2020.
- [43] E. Hosseini, K. Z. Ghafoor, A. S. Sadiq, M. Guizani, and A. Emrouznejad, “COVID-19 Optimizer Algorithm, Modeling and Controlling of Coronavirus Distribution Process,” *IEEE J Biomed Health Inform*, vol. 24, no. 10, pp. 2765–2775, 2020, doi: 10.1109/JBHI.2020.3012487.
- [44] N. S. Jaddi, J. Alvankarian, and S. Abdullah, “Kidney-inspired algorithm for optimization problems,” *Commun Nonlinear Sci Numer Simul*, vol. 42, pp. 358–369, 2017, doi: <https://doi.org/10.1016/j.cnsns.2016.06.006>.

- [45] M. Kalra *et al.*, “A Comprehensive Review on Scatter Search: Techniques, Applications, and Challenges,” *Math Probl Eng*, vol. 2021, p. 5588486, 2021, doi: 10.1155/2021/5588486.
- [46] P. Civicioglu, “Transforming geocentric cartesian coordinates to geodetic coordinates by using differential search algorithm,” *Comput Geosci*, vol. 46, pp. 229–247, 2012, doi: <https://doi.org/10.1016/j.cageo.2011.12.011>.
- [47] A. K. Qin and P. N. Suganthan, “Self-adaptive differential evolution algorithm for numerical optimization,” in *2005 IEEE Congress on Evolutionary Computation*, 2005, vol. 2, pp. 1785–1791 Vol. 2. doi: 10.1109/CEC.2005.1554904.
- [48] A. K. Abbas, *Basic immunology : functions and disorders of the immune system*, Sixth edition. Philadelphia, PA: Elsevier, 2020.
- [49] Eli Benjamini, Geoffrey Sunshine, and Richard Coico, *Immunology : A Short Course*, 4th edition. New York: Wiley-Liss, 2000.
- [50] H. Reiber, “Proteins in cerebrospinal fluid and blood: Barriers, CSF flow rate and source-related dynamics,” *Restor Neurol Neurosci*, vol. 21, pp. 79–96, Feb. 2003.
- [51] M. Andersson *et al.*, “Cerebrospinal fluid in the diagnosis of multiple sclerosis: A consensus report,” *J Neurol Neurosurg Psychiatry*, vol. 57, no. 8, pp. 897–902, 1994, doi: 10.1136/jnnp.57.8.897.
- [52] Y.-C. Liang and J. Juarez, “A novel metaheuristic for continuous optimization problems: Virus optimization algorithm,” *Engineering Optimization*, vol. 48, pp. 73–93, Jan. 2016, doi: 10.1080/0305215X.2014.994868.
- [53] R. F. Nuwarda, I. Ramzan, L. Weekes, and V. Kayser, “Vaccine Hesitancy: Contemporary Issues and Historical Background,” *Vaccines (Basel)*, vol. 10, no. 10, p. 1595, Sep. 2022, doi: 10.3390/vaccines10101595.
- [54] M. L. Ndeffo Mbah *et al.*, “The Impact of Imitation on Vaccination Behavior in Social Contact Networks,” *PLoS Comput Biol*, vol. 8, no. 4, pp. e1002469-, Apr. 2012, [Online]. Available: <https://doi.org/10.1371/journal.pcbi.1002469>
- [55] K. Lundstrom, “The Current Status of COVID-19 Vaccines,” *Front Genome Ed*, vol. 2, Oct. 2020, doi: 10.3389/fgeed.2020.579297.
- [56] E. Fang *et al.*, “Advances in COVID-19 mRNA vaccine development,” *Signal Transduct Target Ther*, vol. 7, no. 1, p. 94, 2022, doi: 10.1038/s41392-022-00950-y.
- [57] L. I. N. Y-C, K.-S. Hwang, and W. F-S, “An Evolutionary Lagrange Method For Mixed-Integer Constrained Optimization Problems,” *Engineering Optimization*, vol. 35, pp. 267–284, Jun. 2003, doi: 10.1080/0305215031000105004.
- [58] H. Yao, F. Dai, S. Zhang, Y. Zhang, Q. Tian, and C. Xu, “DR2-Net: Deep Residual Reconstruction Network for image compressive sensing,” *Neurocomputing*, vol. 359, pp. 483–493, 2019, doi: <https://doi.org/10.1016/j.neucom.2019.05.006>.
- [59] S. V, “Community Based Network Reconstruction for an Evolutionary Algorithm Framework,” *Journal of Artificial Intelligence and Capsule Networks*, vol. 3, no. 1, pp. 53–61, Mar. 2021, doi: 10.36548/jaicn.2021.1.005.
- [60] A. Liu, V. K. N. Lau, and B. Kananian, “Stochastic Successive Convex Approximation for Non-Convex Constrained Stochastic Optimization,” *IEEE Transactions on Signal Processing*, vol. 67, no. 16, pp. 4189–4203, 2019, doi: 10.1109/TSP.2019.2925601.

- [61] C.-T. Su and C.-S. Lee, “Network reconfiguration of distribution systems using improved mixed-integer hybrid differential evolution,” *IEEE Transactions on Power Delivery*, vol. 18, no. 3, pp. 1022–1027, 2003, doi: 10.1109/TPWRD.2003.813641.
- [62] A. W. Mohamed and H. Z. Sabry, “Constrained optimization based on modified differential evolution algorithm,” *Inf Sci (N Y)*, vol. 194, pp. 171–208, 2012, doi: <https://doi.org/10.1016/j.ins.2012.01.008>.
- [63] T. Kuszniar and J. Smoczek, “Multi-Gene Genetic Programming-Based Identification of a Dynamic Prediction Model of an Overhead Traveling Crane,” *Sensors*, vol. 22, no. 1, p. 339, Jan. 2022, doi: 10.3390/s22010339.
- [64] D. O. Hasan, A. M. Aladdin, H. S. Talabani, T. A. Rashid, and S. Mirjalili, “The Fifteen Puzzle—A New Approach through Hybridizing Three Heuristics Methods,” *Computers*, vol. 12, no. 1, p. 11, Jan. 2023, doi: 10.3390/computers12010011.
- [65] M. Gutowski, “Biology, Physics, Small Worlds and Genetic Algorithms,” 2005, pp. 165–218.
- [66] B. Kleinberg, Y. Li, and Y. Yuan, “An Alternative View: When Does SGD Escape Local Minima?,” in *Proceedings of the 35th International Conference on Machine Learning*, Mar. 2018, vol. 80, pp. 2698–2707. [Online]. Available: <https://proceedings.mlr.press/v80/kleinberg18a.html>
- [67] K. A. Saravanan *et al.*, “Role of genomics in combating COVID-19 pandemic,” *Gene*, vol. 823, p. 146387, 2022, doi: <https://doi.org/10.1016/j.gene.2022.146387>.
- [68] A. Hassanat, K. Almohammadi, E. Alkafaween, E. Abunawas, A. Hammouri, and V. B. S. Prasath, “Choosing Mutation and Crossover Ratios for Genetic Algorithms—A Review with a New Dynamic Approach,” *Information*, vol. 10, no. 12, p. 390, Dec. 2019, doi: 10.3390/info10120390.
- [69] O. Bell, “Applications of Gaussian Mutation for Self Adaptation in Evolutionary Genetic Algorithms,” Jan. 2022, [Online]. Available: <http://arxiv.org/abs/2201.00285>
- [70] J. E. Smith, “Self-Adaptation in Evolutionary Algorithms for Combinatorial Optimisation,” in *Adaptive and Multilevel Metaheuristics*, C. Cotta, M. Sevaux, and K. Sörensen, Eds. Berlin, Heidelberg: Springer Berlin Heidelberg, 2008, pp. 31–57. doi: 10.1007/978-3-540-79438-7_2.
- [71] K. Arora *et al.*, “Optimization Methodologies and Testing on Standard Benchmark Functions of Load Frequency Control for Interconnected Multi Area Power System in Smart Grids,” *Mathematics*, vol. 8, no. 6, p. 980, Jun. 2020, doi: 10.3390/math8060980.
- [72] K. Hussain, M. Najib, M. Salleh, S. Cheng, and R. Naseem, “Common Benchmark Functions for Metaheuristic Evaluation: A Review.”
- [73] S. Mirjalili, “Dragonfly algorithm: a new meta-heuristic optimization technique for solving single-objective, discrete, and multi-objective problems,” *Neural Comput Appl*, vol. 27, no. 4, pp. 1053–1073, 2016, doi: 10.1007/s00521-015-1920-1.
- [74] N. Bacanin *et al.*, “Hybridized sine cosine algorithm with convolutional neural networks dropout regularization application,” *Sci Rep*, vol. 12, p. 6302, Apr. 2022, doi: 10.1038/s41598-022-09744-2.
- [75] J. Brest, M. S. Maučec, and B. Bošković, “The 100-Digit Challenge: Algorithm jDE100,” in *2019 IEEE Congress on Evolutionary Computation (CEC)*, 2019, pp. 19–26. doi: 10.1109/CEC.2019.8789904.
- [76] D. O. Hasan *et al.*, “Perspectives on the Impact of E-Learning Pre- and Post-COVID-19 Pandemic—The Case of the Kurdistan Region of Iraq,” *Sustainability*, vol. 15, no. 5, p. 4400, Mar. 2023, doi: 10.3390/su15054400.

- [77] L. Deng, J. Pei, J. Ma, and D. L. Lee, “A Rank Sum Test Method for Informative Gene Discovery,” in *Proceedings of the Tenth ACM SIGKDD International Conference on Knowledge Discovery and Data Mining*, 2004, pp. 410–419. doi: 10.1145/1014052.1014099.
- [78] H. Link and Y.-M. Huang, “Oligoclonal bands in multiple sclerosis cerebrospinal fluid: An update on methodology and clinical usefulness,” *J Neuroimmunol*, vol. 180, no. 1, pp. 17–28, 2006, doi: <https://doi.org/10.1016/j.jneuroim.2006.07.006>.
- [79] A. K. LEFVERT and H. LINK, “Igg Production Within the Central Nervous System – a Critical Review of Proposed Formulae,” in *Protides of the Biological Fluids*, vol. 32, H. PEETERS, Ed. Elsevier, 1985, pp. 199–202. doi: <https://doi.org/10.1016/B978-0-08-031739-7.50051-3>.
- [80] C. Su and H. Chiu, “[Measurements of IgG and albumin in CSF and serum in various neurological diseases],” *Zhonghua Min Guo Wei Sheng Wu Ji Mian Yi Xue Za Zhi*, vol. 19, pp. 250–257, Dec. 1986.
- [81] B. Vandvik and E. Norrby, “Oligoclonal IgG Antibody Response in the Central Nervous System to Different Measles Virus Antigens in Subacute Sclerosing Panencephalitis,” *Proceedings of the National Academy of Sciences*, vol. 70, no. 4, pp. 1060–1063, Apr. 1973, doi: 10.1073/pnas.70.4.1060.
- [82] N.-H. Tran, H.-S. Park, Q.-V. Nguyen, and T.-D. Hoang, “Development of a Smart Cyber-Physical Manufacturing System in the Industry 4.0 Context,” *Applied Sciences*, vol. 9, no. 16, p. 3325, Aug. 2019, doi: 10.3390/app9163325.
- [83] Z. Yu, J. Ouyang, S. Li, and X. Peng, “Formal modeling and control of cyber-physical manufacturing systems,” *Advances in Mechanical Engineering*, vol. 9, no. 10, Oct. 2017, doi: 10.1177/1687814017725472.
- [84] B. Bordbar, L. Giacomini, and D. J. Holding, *UML and Petri Nets for design and analysis of distributed systems*. 2000. doi: 10.1109/CCA.2000.897497.
- [85] J. Singh, D. Kumar, Z. Hammouch, and A. Atangana, “A fractional epidemiological model for computer viruses pertaining to a new fractional derivative,” *Appl Math Comput*, vol. 316, pp. 504–515, 2018, doi: <https://doi.org/10.1016/j.amc.2017.08.048>.
- [86] W. Zhou, C. Huang, M. Xiao, and J. Cao, “Hybrid tactics for bifurcation control in a fractional-order delayed predator–prey model,” *Physica A: Statistical Mechanics and its Applications*, vol. 515, Sep. 2018, doi: 10.1016/j.physa.2018.09.185.
- [87] Q. Jia, “Hyperchaos generated from the Lorenz chaotic system and its control,” *Phys Lett A*, vol. 366, no. 3, pp. 217–222, 2007, doi: <https://doi.org/10.1016/j.physleta.2007.02.024>.