
On the Possibilities of AI-Generated Text Detection

Souradip Chakraborty*
schkra3@umd.edu

Amrit Singh Bedi*
amritbd@umd.edu

Sicheng Zhu
sczhu@umd.edu

Bang An
bangan@umd.edu

Dinesh Manocha
dmanocha@umd.edu

Furong Huang
furongh@umd.edu

Abstract

Our work focuses on the challenge of detecting outputs generated by Large Language Models (LLMs) from those generated by humans. The ability to distinguish between the two is of utmost importance in numerous applications. However, the possibility and impossibility of such discernment have been subjects of debate within the community. Therefore, a central question is whether we can detect AI-generated text and, if so, when. In this work, we provide evidence that it should almost always be possible to detect the AI-generated text unless the distributions of human and machine generated texts are exactly the same over the entire support. This observation follows from the standard results in information theory and relies on the fact that if the machine text is becoming more like a human, we need more samples to detect it. We derive a precise sample complexity bound of AI-generated text detection, which tells how many samples are needed to detect. This gives rise to additional challenges of designing more complicated detectors that take in n samples to detect than just one, which is the scope of future research on this topic. Our empirical evaluations support our claim about the existence of better detectors demonstrating that AI-Generated text detection should be achievable in the majority of scenarios. Our results emphasize the importance of continued research in this area.

1 Introduction

Large language models (LLMs) such as GPT-3 have rapidly become one of the most significant technological advancements in the field of natural language processing (NLP). These models have been pre-trained on massive amounts of text data and have shown impressive results in generating contextually relevant and coherent text with remarkable fluency and accuracy. Their remarkable performance in tasks such as language translation, question-answering, and text classification has revolutionized NLP. Moreover, their ability to generalize across tasks without explicit training, commonly referred to as zero-shot generalization, is a significant breakthrough in artificial intelligence that has dramatically reduced the need for extensive task-specific training. For instance, recent research by (Shin et al., 2021) demonstrated the impressive ability of LLMs to generate text in a variety of writing styles, including academic writing and creative writing, without any specific training in those domains. In addition, their study also showed that LLMs can be fine-tuned to generate text in specific domains, making them useful for various applications such as chatbots, virtual assistants, and content creation.

While LLMs have shown exceptional performance in various natural language processing tasks, their potential misuse raises ethical concerns that must be addressed (Bommasani et al., 2022). With the ability to generate coherent and contextually relevant text, LLMs could be used to produce fake news or spread misinformation, which could have severe consequences on society. Such misuse could

*Equal contributions. Department of Computer Science, University of Maryland, College Park, MD 20742.

lead to the erosion of trust in news media and a distorted perception of reality. Additionally, LLMs could be utilized for plagiarism, intellectual property theft, or fake product reviews generations, which could mislead consumers and impact businesses negatively. Moreover, the ability of LLMs to manipulate web content for malicious purposes, such as creating fake social media accounts or influencing online discussions, could have disastrous effects on public opinion and political discourse. To address these ethical concerns, researchers have recently focused on developing detectors that can discern whether the text was generated by machines or humans. These detectors could help mitigate the misuse of LLMs and ensure their responsible use in society. Overall, the development of LLMs has introduced significant advancements in the field of NLP, but their potential misuse highlights the need for responsible development and deployment. It is essential to address the ethical implications of LLMs to ensure their positive impact on society.

The ethical concerns surrounding LLMs are complex and multifaceted. While there are certainly valid concerns about their potential misuse for spreading misinformation and plagiarism, it is important to recognize the potential benefits that these models can provide when used responsibly. As the field of NLP continues to evolve, it will be important to develop frameworks and guidelines that strike a balance between promoting innovation and ensuring the ethical use of these powerful tools.

The ability to detect AI-generated text is crucial in addressing the concerns mentioned earlier. To this end, one of the most important questions the research community is currently discussing is:

"Is it always possible to detect the AI-generated text in practice?"

We provide an affirmative answer to the above question. In this work, we show that it is almost always possible to detect AI-generated text as long as we can collect multiple samples, demonstrated in Figure 1.

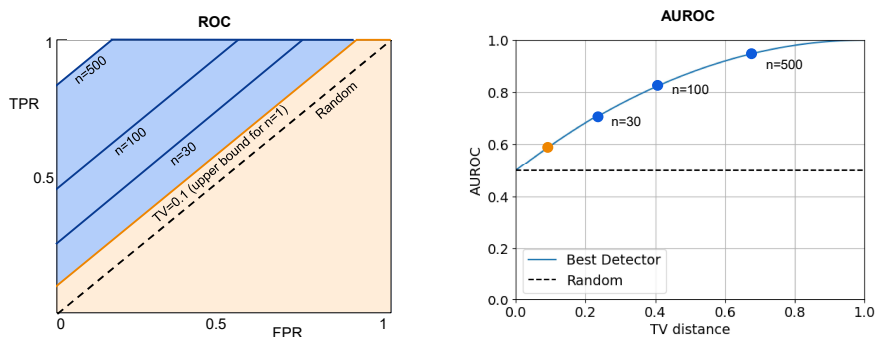


Figure 1: In light of the sample complexity bound presented in Theorem 3.1, we show here pictorially how increasing the number of samples n used for detection would affect the ROC of the best possible detector, which is always achieved by the likelihood-ratio-based classifier. We note that in the ROC curve on the left for $TV(m, h) = 0.1$, the AUROC of the best possible detector will be 0.6 as derived in (Sadasivan et al., 2023) (shown by an orange dot in right figure). The AUROC of 0.6 would lead to the conclusion that detection is hard. In contrast, we note that by increasing the number of samples n , the ROC upper bound starts increasing towards 1 exponentially fast (shown by the shaded blue region in the left figure for different values of n), and hence the AUROC of the best possible detector also starts increasing as shown by corresponding blue dots in the right figure. This ensures that the detection should be possible even in hard scenarios when $TV(m, h)$ norm is small.

Key Message 1.1: AI-generated text detection should be always possible

Unlocking the truth: we can always gather more samples to spot AI-generated text, even for near human-like Large Language Models (LLMs).

This is fairly possible in most real-world applications where we usually see multiple sentences and want to detect them. For example, in the case of bot identification on a social media platform, we can easily collect the multiple posts shared on the account and utilize that to detect whether they were generated by machines or humans.

2 Background on AI-Generated Text Detectors and Related Works

Recent research has shown promising results in developing detection methods. Some of these methods use statistical approaches to identify differences in the linguistic patterns of human and machine-generated text. We survey the existing approaches here.

Traditional approaches involve statistical outlier detection methods, which employ statistical metrics such as entropy, perplexity, and n -gram frequency to differentiate between human and machine-generated texts (Lavergne et al., 2008; Gehrmann et al., 2019). However, with the advent of ChatGPT (OpenAI) (OpenAI, 2023), a new innovative statistical detection methodology, DetectGPT (Mitchell et al., 2023), has been developed. It operates on the principle that text generated by the model tends to lie in the negative curvature areas of the model’s log probability. DetectGPT (Mitchell et al., 2023) generates and compares multiple perturbations of model-generated text to determine whether the text is machine-generated or not based on the log probability of the original text and the perturbed versions. DetectGPT significantly outperforms the majority of the existing zero-shot methods for model sample detection with very high AUC scores.

In contrast to statistical methods, classifier-based detectors are common in natural language detection paradigms, particularly in fake news and misinformation detection (Schildhauer, 2022; Zou & Ling, 2021). OpenAI has recently fine-tuned a GPT model (OpenAI, 2023) using data from Wikipedia, WebText, and internal human demonstration data to create a web interface for a discrimination task using text generated by 34 language models. This approach combines a classifier-based approach with a human evaluation component to determine whether a given text was machine-generated or not. These recent advancements in the field of detecting AI-generated text have significant implications for detecting and preventing the spread of misinformation and fake news, thereby contributing to the betterment of society (Schildhauer, 2022; Zou & Ling, 2021; Kshetri & Voas, 2022).

An alternative detection paradigm that has garnered significant interest in this field is the evolution of watermark-based identification (Verma et al., 2009; Wadhera et al., 2022). One of the most exciting works in recent times around this research revolves around watermarking and developing efficient watermarks for machine-generated text detection. Historically, watermarks have been employed in the realm of image processing and computer vision to safeguard copyrighted content and prevent intellectual property theft (Langelaar et al., 2000). They can also be used for data hiding, where information is hidden within the watermark itself, allowing for secure and discreet transmission of information.

Early research by (Atallah et al., 2001; Meral et al., 2009) was among the first to demonstrate the potential of watermarks in language through syntax tree manipulations. More recently with the advent of ChatGPT, innovative work by (Kirchenbauer et al., 2023) has shown how to incorporate watermarks by using only the LLM’s logits at each step. The watermarking technique proposed by (Kirchenbauer et al., 2023) allows for the verification of a watermark’s authenticity by employing a specific hash function. More specifically, the soft watermarking approach by (Kirchenbauer et al., 2023) involves categorizing tokens into “green” and “red” lists for generating distinct patterns. Watermarked language models are more likely to select tokens from the green list, based on prior tokens, resulting in watermarks that are typically unnoticeable to humans. These advancements in watermarking technology not only strengthen copyright protection and content authentication but also open up new avenues for research in areas such as privacy in language, secure communication, and digital rights management.

However, the interesting recent literature by (Sadasivan et al., 2023; Krishna et al., 2023) showed the vulnerabilities of watermark-based detection methodologies using vanilla paraphrasing attacks. (Sadasivan et al., 2023) developed a lightweight neural network-based paraphraser and applied it to the output text of the AI-generative model to evade a whole range of detectors, including watermarking schemes, neural network-based detectors, and zero-shot classifiers. (Sadasivan et al., 2023) also introduced a notion of spoofing attacks where they exposed the vulnerability of LLMs protected by watermarking under such attacks. (Krishna et al., 2023) on the other hand, trained a paraphrase generation model capable of paraphrasing paragraphs and showed that paraphrased texts with DIPPER (Krishna et al., 2023) evade several detectors, including watermarking, GPTZero, DetectGPT, and OpenAI’s text classifier with a significant drop in accuracy.

Additionally, (Sadasivan et al., 2023) highlighted the impossibility of machine-generated text detection when the total variation (TV) norm between human and machine-generated text distributions is small.

In this work, we show that there is always a *hidden possibility* of detecting the AI-generated text even if the TV norm between human and machine-generated text distributions is small. This result is supported by the recent results in the literature (Krishna et al., 2023), which in some sense contradicts the impossibility of AI-generated text generation.

3 Proposed Approach: Methodology and Analysis

3.1 Notations and Definitions

Before discussing the main results, let us define the notations used in this paper clearly. We define the set of all possible texts (textual representations) as \mathcal{S} , a human-generated text distribution as $h(s)$ over $s \in \mathcal{S}$, and machine-generated text distribution as $m(s)$. Here $m(s)$ and $h(s)$ are valid probability density functions. We can also modify the same notation given a specific prompt (noted by p) or context (denoted by c) or question (denoted by q) accordingly, such as \mathcal{S}_c , $h(s | p, c, q)$, and $m(s | p, c, q)$ respectively. However, for the sake of clarity and ease of discussion in this work, we will omit the use of complex notation.

In the literature, the problem of detecting AI-generated text is considered as a binary classification problem. The (potentially nonlinear and complex) detector $D(s)$ maps the sample $s \in \mathcal{S}$ to \mathbb{R} for possible binary classification, and then compares it against a threshold γ to perform detection. $D(s) \geq \gamma$ is classified as AI-generated while $D(s) < \gamma$ is categorized as human-generated. For the detector $D(s)$ to detect whether the text samples s is generated from the machine or not, we need to study the receiver operating characteristic curve (ROC curve) (Fawcett, 2006), which involves two terms, namely True Positive Rate (TPR) and False Positive Rate (FPR). Once we obtain ROC, we can study the area under the ROC curve AUROC, which characterizes the detection performance of detector D . The upper bound on AUROC describes the performance of the best possible detector.

Under a detection threshold γ , TPR and FPR are denoted as TPR_γ and FPR_γ respectively:

$$\text{TPR}_\gamma : \text{Probability of detecting AI-generated text as AI-generated under threshold } \gamma, \quad (1)$$

$$\text{FPR}_\gamma : \text{Probability of detecting human-generated text as AI-generated under threshold } \gamma. \quad (2)$$

The rigorous definitions of TPR_γ and FPR_γ are as follows.

$$\text{TPR}_\gamma = \mathbb{P}_{s \sim m(\cdot)}[D(s) \geq \gamma] = \int \mathbb{I}_{\{D(s) \geq \gamma\}} \cdot m(s) \cdot ds, \quad (3)$$

$$\text{FPR}_\gamma = \mathbb{P}_{s \sim h(\cdot)}[D(s) \geq \gamma] = \int \mathbb{I}_{\{D(s) \geq \gamma\}} \cdot h(s) \cdot ds, \quad (4)$$

where $\mathbb{I}_{\{\text{condition}\}}$ is the indicator function which takes value 1 if the condition is true, and 0 otherwise. Note that without loss of generality, we have chosen to consider $m(s)$ and $h(s)$ as the probability density function of machine and human on a sample s by considering continuous s (as also considered in (Sadasivan et al., 2023)), but similar results hold for discrete s by replacing the integral with a summation and by considering $m(s)$ and $h(s)$ as the probability mass function of machine and human on a sample s .

Both TPR_γ and FPR_γ are within the closed interval $[0, 1]$ for any threshold γ . For a good detector, TPR_γ should be as high as possible, and FPR_γ should be as low as possible. As a result, a high *area under the ROC curve* (AUROC) is desirable for detection. AUROC is between 1/2 and 1, i.e., $\text{AUROC} \in [1/2, 1]$. An AUROC value of 1/2 means a random detection and a value of 1 indicates a perfect detection. For efficient detection, the goal is to design a detector D such that AUROC is as high as possible.

3.2 Hidden Possibilities of AI-Generated Text Detection

To study the AUROC for any detector D , we start by invoking LeCam’s lemma (Le Cam, 2012; Wasserman, 2013) which states that for any distributions m and h , given an observation s , the minimum sum of Type-I and Type-II error probabilities in testing whether $s \sim m$ versus $s \sim h$ is equal to $1 - \text{TV}(m, h)$. Hence, mathematically, we can write

$$\underbrace{\mathbb{P}_{s \sim h(\cdot)}[D(s) \geq \gamma]}_{\text{Type-I error (false positive)}} + \underbrace{\mathbb{P}_{s \sim m(\cdot)}[D(s) < \gamma]}_{\text{Type-II error (false negative)}} \geq 1 - \text{TV}(m, h), \quad (5)$$

for any detector D and any threshold γ . We note that the above bound is tight and can always be achieved with equality by likelihood-ratio-based detectors for *any* distribution m and h , by the Neyman-Pearson Lemma (Cover, 1999, Chapter 11). We restate the lemma for completeness and discuss its tightness in Appendix A.1. From the definitions of TPR and FPR in (3)-(4), it holds that

$$\text{FPR}_\gamma + 1 - \text{TPR}_\gamma \geq 1 - \text{TV}(m, h), \quad (6)$$

which implies that

$$\text{TPR}_\gamma \leq \min\{\text{FPR}_\gamma + \text{TV}(m, h), 1\}, \quad (7)$$

where \min is used because $\text{TPR}_\gamma \in [0, 1]$. The upper bound in (7) is called the ROC upper bound and is the bound leveraged in one of the recent works (Sadasivan et al., 2023) to derive AUROC upper bound $\text{AUC} \leq \frac{1}{2} + \text{TV}(m, h) - \frac{\text{TV}(m, h)^2}{2}$ which holds for any D . This upper bound led to the claim of the impossibility of detecting the AI-generated text whenever $\text{TV}(m, h)$ is small.

Hidden Possibility. However, we note that the claim of impossibility from the AUROC upper bound could be too conservative for detection in practical scenarios. For instance, we provide a *motivating example* of detecting whether an account on Twitter is an AI-bot or human. It is natural that we will have a collection of text samples from the account we denote by $\{s_i\}_{i=1}^n$ where it is easier to assume that n is very high. Therefore, the natural practical question is whether we can detect if the provided text $\{s_i\}_{i=1}^n$ is machine-generated or human-generated. With this motivation, we explain next that it is always possible to do the detection.

Now we formalize the problem setting and prove our claim by utilizing the existing results in the information theory literature. Let us consider the same setup as detailed before, but we are given samples $S := \{s_i\}_{i=1}^n$ and for simplicity, we assume that the sample are i.i.d. drawn from either the human h or machine m . Interestingly, now the hypothesis test can be re-written as

$$H_0 : S \sim m^{\otimes n} \quad \text{v.s.} \quad H_1 : S \sim h^{\otimes n}, \quad (8)$$

where $m^{\otimes n} := m \otimes m \otimes \dots \otimes m$ (n times) denotes the product distribution, as does $h^{\otimes n}$. This is one of the key observations that focus on the correct hypothesis-testing framework with multiple samples. Similar to before (cf. 7), based on Le Cam's lemma, it holds that now $1 - \text{TV}(m^{\otimes n}, h^{\otimes n})$ gives the minimum Type-I and Type-II error rate, which implies

$$\text{TPR}_\gamma^n \leq \min\{\text{FPR}_\gamma^n + \text{TV}(m^{\otimes n}, h^{\otimes n}), 1\}, \quad (9)$$

where

$$\text{TPR}_\gamma^n = \mathbb{P}_{S \sim m^{\otimes n}}[D(S) \geq \gamma] = \int \mathbb{I}_{\{D(S) \geq \gamma\}} \cdot m^{\otimes n}(S) \cdot dS, \quad (10)$$

$$\text{FPR}_\gamma^n = \mathbb{P}_{S \sim h^{\otimes n}}[D(S) \geq \gamma] = \int \mathbb{I}_{\{D(S) \geq \gamma\}} \cdot h^{\otimes n}(S) \cdot dS, \quad (11)$$

Now, we emphasize that the term $\text{TV}(m^{\otimes n}, h^{\otimes n})$ is an increasing sequence in n and eventually converges to 1 as $n \rightarrow \infty$. Due the data processing inequality, it holds that $\text{TV}(m^{\otimes k}, h^{\otimes k}) \leq \text{TV}(m^{\otimes n}, h^{\otimes n})$ when $k \leq n$ and naturally leads to $\text{TV}(m, h) \leq \text{TV}(m^{\otimes n}, h^{\otimes n})$. This is a crucial observation that states that even if the machine and human distributions were close in the sentence space, by collecting more sentences, it is possible to inflate the total variation norm to make the detection possible.

Now, from the large deviation theory, we can show that the rate at which total variation distance approaches 1 is exponential with the number of samples (Polyanskiy & Wu, 2022, Chapter 7),

$$\text{TV}(m^{\otimes n}, h^{\otimes n}) = 1 - \exp(-nI_c(m, h) + o(n)), \quad (12)$$

where, $I_c(m, h)$ is known as the *Chernoff information* and is given by $I_c(m, h) = -\log \inf_{0 \leq \alpha \leq 1} \int m^\alpha(s) h^{1-\alpha}(s) ds$. The above expressions lead to Proposition 3.1 next.

Proposition 3.1: Area Under ROC Curve

For any detector D , with a given collection of i.i.d. samples $S := \{s_i\}_{i=1}^n$ either from human $h(s)$ or machine $m(s)$, it holds that

$$\text{AUROC} \leq \frac{1}{2} + \text{TV}(m^{\otimes n}, h^{\otimes n}) - \frac{\text{TV}(m^{\otimes n}, h^{\otimes n})^2}{2}, \quad (13)$$

where $\text{TV}(m^{\otimes n}, h^{\otimes n}) := 1 - \exp(-nI_c(m, h) + o(n))$ and $I_c(m, h)$ is the Chernoff information. Therefore, the upper bound of AUROC increases exponentially with respect to the number of samples n .

The proof of the above proposition follows by integrating the TPR_γ^n upper bound in (9) over FPR_γ^n . We note that the expression in (13) and the equality of TV distance in terms of Chernoff information presents an interesting connection between the number of samples and AUROC of the best possible detector (which archives the bound in (9) with equality). It is evident that if we increase the number of samples, $n \rightarrow \infty$, the total variation distance $\text{TV}(m^{\otimes n}, h^{\otimes n})$ approaches 1 and that too exponentially fast, and hence increasing the AUROC. This indicates that as long as the two distributions are not exactly the same, which is rare and hence detection will always be possible by collecting more samples as established next.

3.3 Attainability of the AUROC Upper-Bound via Likelihood-Ratio-Based Detectors

Likelihood-ratio-based Detector. Here, we discuss the attainability of bounds in Proposition 3.1 to establish that the bound is indeed tight. We note that it is a well-established fact in the literature that a likelihood-ratio-based detector would attain the bound for any distributions h and m and hence is the best possible detector (detailed proof provided in Appendix A.1). We discuss the likelihood-ratio-based detector here for completeness in the context of LLMs as follows. Specifically, the likelihood ratio-based detector is given by

$$D^*(S) := \begin{cases} \text{Text from machine} & \text{if } m^{\otimes n}(S) \geq h^{\otimes n}(S), \\ \text{Text from human} & \text{if } m^{\otimes n}(S) < h^{\otimes n}(S). \end{cases} \quad (14)$$

We proved in Appendix A.1 that the detector in (14) attains the bound and is the best possible detector.

Sample Complexity of Best Possible Detector. To further emphasize the dependence on the number of samples n , we derive the sample complexity bound of AI-generated text detection in Theorem 3.1 as follows.

Theorem 3.1: Sample Complexity of AI-generated Text Detection (Possibility Result)

If human and machine distributions are close $\text{TV}(m, h) = \delta > 0$, then to achieve an AUROC of ϵ , we require

$$n = \Omega \left(\frac{1}{\delta^2} \log \left(\frac{1}{1 - \epsilon} \right) \right) \quad (15)$$

number of samples for the best possible detector which is likelihood-ratio-based as mentioned in (14), for any $\epsilon \in [0.5, 1)$. Therefore, AI-generated text detection is possible for any $\delta > 0$.

The proof of Theorem 3.1 is provided in Appendix A.2. From the statement of Theorem 3.1 it is clear that, as long as $\delta > 0$ (which means no matter how close human $h(s)$ and $m(s)$ distributions are) and $\epsilon < 1$, there exists n such that we can achieve high AUROC and perform the detection. Here, n corresponds to the number of sentences generated by either human or machine which we need to detect.

4 Experimental Studies

In this section, we provide empirical evidence to support our claims of detectability claims in this work.

4.1 AUROC Discussion and Comparisons

In this subsection, we first try to explain the meaning of the mathematical results we obtain via simulations. For instance, we show a pictorial representation of AUROC bound we obtained in Proposition 3.1 and compare it against the ROC upper bound we mentioned in (9) for different values of n . In figure 1, we show that even if the original distributions of human $h(s)$ and machines $m(s)$ are close in TV norm $TV = 0.1$, we can increase the ROC area (and hence AUROC) via increasing the number of samples we collect n to perform the detection.

4.2 Real Data Experiments

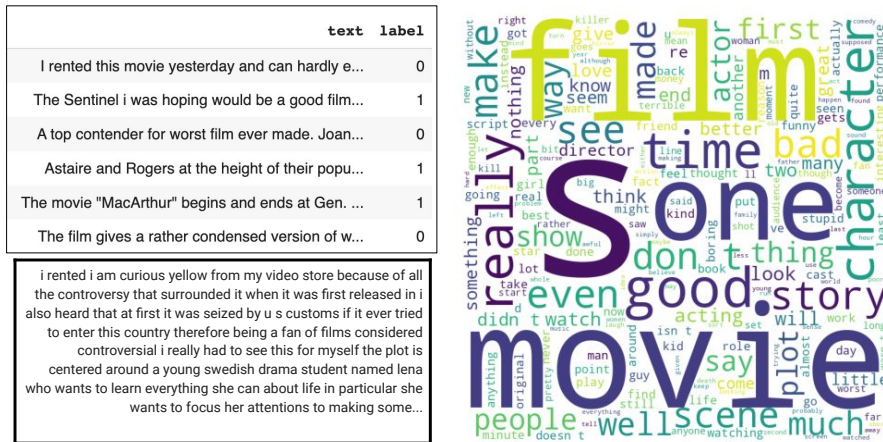
IMDb Dataset Experiments. To validate our claims on the possibilities of detection, we run experiments on the IMDb dataset (Maas et al., 2011), which is a widely-used benchmark dataset in the field of natural language processing. The dataset consists of 50,000 movie reviews from the internet movie database that have been labeled as positive or negative based on their sentiment. The goal is to classify the reviews accordingly based on their text content. To align with the idea proposed in this work, we can think of the positive class as representing humans and the negative class as representing machines or vice versa. We specifically focus on the representation space of the inputs for both the human and machine distributions and try to validate our hypothesis by comparing the input space of words to the input space of a group of sentences. The objective is to analyze the variations in performance of the detector when detecting at word-level versus paragraphs. Hence, there are two scenarios to consider. The first is where we're given a word and we have to determine whether it came from a human or a machine. The second, and more practical case, is where we're given a paragraph i.e a group of sentences and we have to detect whether it came from a human or a machine.

So, we first compute the total variation distance between the positive and negative classes at the word level. This is done by computing the divergence between the distribution over the space of words between the two classes. Figure 3(a) shows that the best possible AUROC achieved by the detector is 0.585 at the word level. From these results, it seems almost impossible to distinguish human and machine. However when we perform the detection at a paragraph level using a real detector (standard ML models, including random forest, logistic regression, and a vanilla multi-layer perceptron), we see a remarkable improvement in the detection performance. As shown in Figure 3(a), all the real detectors achieve a train AUROC of greater than 0.85 (≥ 0.93 for random forest and MLP), and a test AUROC of greater than 0.8, which surpasses the upper-bounds of the best detector at a word level, validating our theory and intuition. This impressive performance is fully aligned with our claims and provides evidence that designing a detector with high performance for AI-generated text is always possible.

IMDb NLP Dataset Experiments with Increased Hardness. To provide additional confirmation of the efficacy of our claim, we made the experimental setting more challenging by randomly decreasing the number of sentences in each review, making it difficult for any genuine detector or classifier to distinguish. In this scenario, we again compared the performance to the previous scenario and observed (shown in Figure 5-6 in Appendix B) that all the methods were able to achieve a test AUROC greater than 0.7, which is lower than the previous case. This result supports our hypothesis that as the number of samples/sentences increases, detection accuracy improves.

We conducted a similar experiment on a Fake News classification dataset (Lifferth, 2018), and the results were consistent with our previous findings. This indicates that AI-generated text can be detected, although we need to be cautious and gather more samples as the distribution becomes closer.

We would like to emphasize that the purpose of this experimentation is to demonstrate our hypothesis regarding the feasibility of detection rather than to showcase the accuracy of classification. This is because the accuracy of classification is already well-established, with a simple pre-trained BERT-based model being capable of achieving high accuracy.



(a) IMDb dataset (Maas et al., 2011)

able	about	absolutely	acting	action	actor	actors	actress	actually	after	...
0	0	1	0	0	0	0	0	0	0	...
0	1	0	0	0	0	1	0	0	0	...
0	0	0	0	0	0	0	0	1	3	...
0	1	1	0	0	0	0	0	0	0	...
0	1	0	0	0	0	1	0	0	1	...
0	1	0	0	0	0	0	0	2	0	...
0	1	0	0	0	0	0	0	0	0	...
0	1	0	1	0	0	0	0	0	2	...
0	0	0	0	0	0	0	0	1	0	...
0	1	0	0	0	0	1	0	0	1	...

(b) Paragraph representation space

Figure 2: Figure 2(a) (left) shows examples of textual paragraphs and corresponding labels present in the IMDb dataset, which for our illustration purpose can be hypothetically thought of as belonging to human and machine class. It also highlights part of one random paragraph (one input) showing that in general, having a lot of sentences as input for detection is very common and practical. Figure 4(a) (right) represents the word-cloud representation of the word distribution based on which the word-level total variation is estimated. Figure 2(b) denotes the representation of the input paragraph using a Bag-of-Words-based count vectorizer for our algorithms and proving our hypothesis. It demonstrates paragraph representation space with Bag-of-Words-based count vectorizer where each row indicates one review.




Figure 3: The table in Figure 3(a) (left) represents the total variation norm distance at a word level i.e input to the detector is the word and one needs to detect if it’s a positive or negative class (human or machine in our context). It also shows the AUROC that can be achieved by the best detector based on the total variation norm as shown in (Sadasivan et al., 2023). Figure 3(b) (right) shows the accuracy and AUROC achieved by real detectors (standard machine learning algorithms) at a paragraph level, where each input to the detector is a paragraph or a group of sentences. It is evident that at a paragraph level, even a simple untuned ML detector can achieve a very high AUROC of more than 85%, which was very low at a word level. Similarly, in the tables in Figure 3(b), we observe a similar behavior as we increase the hardness of the problem by reducing the number of sentences from the passage. We note that the AUROC achieved by the real detector decreases but is still much larger than the word-level best detector’s AUROC which validates our claims.

5 Additional Insights and Remarks

Remark 1: Insights for watermark design.

From a practical perspective, even though Theorem 3.1 shows that detection is always possible by collecting more samples, it might be costly as well if the number n needed is extremely high. However, one could mitigate this trade-off by developing efficient watermarking techniques as discussed in (Kirchenbauer et al., 2023; Aaronson, 2022), which essentially increases the Chernoff information, or in other words, increases the δ , eventually reducing the required number of samples. Nevertheless, empirical demonstrations in (Sadasivan et al., 2023; Krishna et al., 2023) exposed the vulnerability of the watermark-based detectors with paraphrasing-based attacks, raising a genuine concern in the community about the detection of AI-generated texts. To address this concern, more recently, interesting work by (Krishna et al., 2023) proposed a novel defense mechanism based on information retrieval principles to combat prior attacks and demonstrated its effectiveness even with a corpus size of 15M generations. This result also supports our theory, indicating that it is always possible to detect AI-generated text depending on the detection method. In addition, there are some recent open-sourced text detection tools (AIT, a,b) whose performances are also worth considering and validate the fact that detection is indeed possible under certain settings. We believe that with the new insights from this work, one can design more efficient and robust watermarks spanning a larger corpus of text, which will be hard to remove via vanilla paraphrasers.

Remark 2: Insights for detector design.

This work demonstrates that detecting AI-generated text should be almost always possible but one would need to collect more samples depending on the hardness of the problem (controlled by the closeness of human and machine distributions). The recent study by (Liang et al., 2023) raises an important concern regarding the bias in some of the existing detectors. The authors in Liang et al.

(2023) revealed that a significant proportion of the current detectors inaccurately classify non-native English writing samples as AI-generated, potentially leading to unjust consequences in various contexts. Interestingly, updating text generated by non-native speakers with prompts such as *Enhance it to sound more like that of a native speaker* leads to a substantial decrease in misclassification. This evidence suggests that most current detectors prioritize low perplexity as a crucial criterion for identifying a text as AI-generated, which might be flawed in various contexts, for example - academic papers as shown in (Liang et al., 2023). More specifically, we want to highlight the potential for bias in detectors relying primarily on perplexity scores, as elaborated in (Liang et al., 2023), underscoring the need for a comprehensive and equitable redesign that takes into account other relevant metrics. Our research demonstrates a promising approach to text detection, wherein the collection of more samples and the development of a multi-sample-based detector significantly enhance performance from the best word-level detector, as demonstrated by our experimental results depicted in Figures 2-6. While our results demonstrate the potential for improved detection accuracy at the paragraph level, it is important to note that this approach requires designing detectors capable of processing multiple samples. For instance, in our IMDb example, we developed a paragraph-level detector that can take the entire paragraph as input, in contrast to the word-level detector, which only processes one word at a time. Thus our approach requires the detector to deal with n samples, which may be complicated compared to processing just one sample, leading to a trade-off that could be critical for accurate detection in practice. To summarize, our work offers valuable insights into detector design, specifically about the sample complexity of AI-text detection and its connection to Chernoff information of human and machine distributions. We can utilize these insights to develop robust and fair detectors that enhance the overall accuracy of text detection methods.

Remark 3: Task-specific detectability & optimistic view of LLMs.

In addition to our findings on the detectability of LLM-generated content, we want to highlight the significance of task-specific detectability (Figure 4). While the primary focus of Theorem 3.1 is to detect machine-generated text, it is important to consider the broader context of LLMs and their potential positive applications. LLMs have demonstrated significant potential to assist in a variety of tasks, including language translation (Vaswani et al., 2017), text summarization (Rush et al., 2015), dialogue systems (Serban et al., 2015), question answering (Pandya & Bhatt, 2021; Wang, 2022; Karpukhin et al., 2020), information retrieval (Chowdhury et al., 2022; Zheng et al., 2022; Kim et al., 2022), recommendation engine (Kang & McAuley, 2018; Brown et al., 2020), language grounded robotics (Ahn et al., 2022) and many others. In these scenarios, the goal is to generate high-quality text that meets the needs of the user rather than to deceive or mislead. For example, consider the application of an LLM as a tool to assist individuals or groups with moderate English writing skills to improve their writing. In this case, a well-trained LLM model could have a better (and different) distribution across \mathcal{S} than the human distribution $h(s)$. This difference in distributions ensures that it should be possible to detect that AI generates the text. This understanding of detectability underscores the complexity of working with LLMs and emphasizes the importance of tailored approaches to maximize their potential. Our work provides insights into the intricacies of LLM-generated content detection, paving the way for more targeted and practical applications of these powerful models.

Remark 4: Realistic scenarios where $m(s)$ and $h(s)$ are different.

Theorem 3.1 suggests that even small differences between the machine-generated text $m(s)$ and the human-generated text $h(s)$ should help for AI-generated text detection. In many practical applications, this difference can be easily achieved since we can control $m(s)$, but not necessarily $h(s)$. One such application is the use of LLMs to address biases and prejudices in human-generated text. While biases can arise due to the diverse backgrounds of certain communities or clusters of humans, LLMs can be trained to generate unbiased text by minimizing the likelihood of biased language in the training data. This can lead to a more inclusive and equitable society, where language use is free from discrimination. Importantly, it is crucial to maintain a gap between the bias in human-generated text and that in machine-generated text. This ensures that biased language remains more likely to originate from the human-generated text than from LLMs. By doing so, effective detection and separation of the two sources can be achieved, enabling us to fully harness the potential of LLMs without compromising their integrity. With careful consideration and responsible use, LLMs can make a positive impact on our society, helping us to communicate more effectively and promoting fairness and inclusivity in language use.

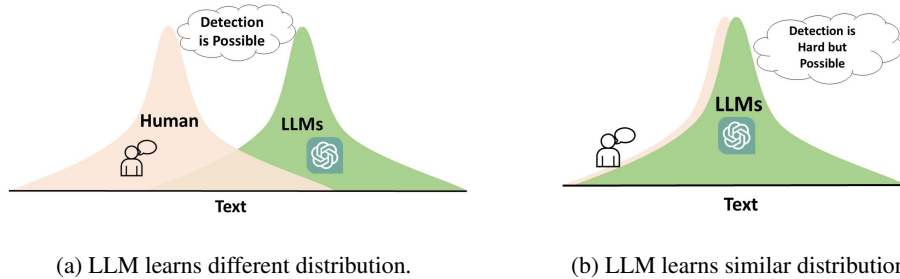


Figure 4: We present the two detectability regimes for LLMs. Figure 4(a) denotes the scenario in which, when LLMs learn a different distribution, and the detection is easy. Figure 4(b) shows a scenario when LLMs’ distribution is very close to human’s, it is hard but possible to detect in this setting via collecting more samples. Additionally in scenarios of Figure 4(b), efficient watermarking techniques such as (Kirchenbauer et al., 2023; Krishna et al., 2023) could help in improving the separability and detectability.

6 Conclusions and Future Works

We note that it becomes harder to detect the AI-generated text when $m(s)$ is close to $h(s)$, and simple paraphrasing attacks can indeed reduce the detection performance as shown in (Sadasivan et al., 2023; Krishna et al., 2023). However, we assert that by collecting more samples/sentences, it will be possible to increase the attainable area under the receiver operating characteristic curve (AUROC) sufficiently greater than $1/2$, and hence make the detection possible. We further remark that it would be quite difficult to make LLMs exactly equal to human distributions due to the vast diversity within the human population, which may require a large number of samples from an information-theoretic perspective and provides a lower bound on the closeness distance to human distributions. Diversity could lead to realistic analysis to prove that the distributions are sufficiently separated to be detectable.

We want to emphasize that as we show detectability is always possible (unless $m = h$ in exactness), in several scenarios when m and h are very close, it might need a lot of samples to detect. However, watermark-based techniques can help address this issue by causing shifts in the distributions. The additional insights from our work could help to design better watermarks, which cannot be attacked easily with paraphrases. More specifically, it is possible to create more powerful and robust watermarks to introduce a minor change in the machine distributions, and then collecting more samples should help to perform the AI-generated text detection.

While there are potential risks associated with detectors, such as misidentification and false alarms, we believe that the ideal approach is to strive for more powerful, robust, fair, and better detectors and more robust watermarking techniques. We believe that addressing issues such as representation space, robust watermarks, and interpretability is crucial for the safe and trustworthy application of generative language models and detection. To that end, we are hopeful, based on our results, that text detection is indeed possible under most of the settings and that these detectors could help mitigate the misuse of LLMs and ensure their responsible use in society.

7 Acknowledgments

Chakraborty, Zhu, Bang, and Huang are supported by the National Science Foundation NSF-IIS-FAI program, DOD-ONR-Office of Naval Research, DOD Air Force Office of Scientific Research, DOD-DARPA-Defense Advanced Research Projects Agency Guaranteeing AI Robustness against Deception (GARD), Adobe, Capital One, and JP Morgan faculty fellowships. Bedi and Manocha would like to acknowledge the support from Army Cooperative Agreement W911NF2120076 and Amazon Research Award 2022.

References

AI-based Text Detection (zerogpt). *AI Text Detector*, Jan a. URL <https://www.zerogpt.com>.

- Ai-based text detection (openai). *AI Text Detector*, Jan b. URL <https://openai.com/blog/new-ai-classifier-for-indicating-ai-written-text>.
- Aaronson, S. My Projects at OpenAI, Nov 2022. URL <https://scottaaronson.blog/?p=6823>.
- Ahn, M., Brohan, A., Brown, N., Chebotar, Y., Cortes, O., David, B., Finn, C., Fu, C., Gopalakrishnan, K., Hausman, K., Herzog, A., Ho, D., Hsu, J., Ibarz, J., Ichter, B., Irpan, A., Jang, E., Ruano, R. J., Jeffrey, K., Jesmonth, S., Joshi, N. J., Julian, R., Kalashnikov, D., Kuang, Y., Lee, K.-H., Levine, S., Lu, Y., Luu, L., Parada, C., Pastor, P., Quiambao, J., Rao, K., Rettinghouse, J., Reyes, D., Sermanet, P., Sievers, N., Tan, C., Toshev, A., Vanhoucke, V., Xia, F., Xiao, T., Xu, P., Xu, S., Yan, M., and Zeng, A. Do as i can, not as i say: Grounding language in robotic affordances, 2022.
- Atallah, M. J., Raskin, V., Crogan, M., Hempelmann, C., Kerschbaum, F., Mohamed, D., and Naik, S. Natural language watermarking: Design, analysis, and a proof-of-concept implementation. In *Proceedings of the 4th International Workshop on Information Hiding, IHW '01*, pp. 185–199, Berlin, Heidelberg, 2001. Springer-Verlag. ISBN 3540427333.
- Bommasani, R., Hudson, D. A., Adeli, E., Altman, R., Arora, S., von Arx, S., Bernstein, M. S., Bohg, J., Bosselut, A., Brunskill, E., Brynjolfsson, E., Buch, S., Card, D., Castellon, R., Chatterji, N., Chen, A., Creel, K., Davis, J. Q., Demszky, D., Donahue, C., Doumbouya, M., Durmus, E., Ermon, S., Etchemendy, J., Ethayarajh, K., Fei-Fei, L., Finn, C., Gale, T., Gillespie, L., Goel, K., Goodman, N., Grossman, S., Guha, N., Hashimoto, T., Henderson, P., Hewitt, J., Ho, D. E., Hong, J., Hsu, K., Huang, J., Icard, T., Jain, S., Jurafsky, D., Kalluri, P., Karamcheti, S., Keeling, G., Khani, F., Khattab, O., Koh, P. W., Krass, M., Krishna, R., Kudithipudi, R., Kumar, A., Ladhak, F., Lee, M., Lee, T., Leskovec, J., Levent, I., Li, X. L., Li, X., Ma, T., Malik, A., Manning, C. D., Mirchandani, S., Mitchell, E., Munyikwa, Z., Nair, S., Narayan, A., Narayanan, D., Newman, B., Nie, A., Niebles, J. C., Nilforoshan, H., Nyarko, J., Ogut, G., Orr, L., Papadimitriou, I., Park, J. S., Piech, C., Portelance, E., Potts, C., Raghunathan, A., Reich, R., Ren, H., Rong, F., Roohani, Y., Ruiz, C., Ryan, J., Ré, C., Sadigh, D., Sagawa, S., Santhanam, K., Shih, A., Srinivasan, K., Tamkin, A., Taori, R., Thomas, A. W., Tramèr, F., Wang, R. E., Wang, W., Wu, B., Wu, J., Wu, Y., Xie, S. M., Yasunaga, M., You, J., Zaharia, M., Zhang, M., Zhang, T., Zhang, X., Zhang, Y., Zheng, L., Zhou, K., and Liang, P. On the opportunities and risks of foundation models, 2022.
- Brown, T. B., Mann, B., Ryder, N., Subbiah, M., Kaplan, J., Dhariwal, P., Neelakantan, A., Shyam, P., Sastry, G., Askell, A., Agarwal, S., Herbert-Voss, A., Krueger, G., Henighan, T., Child, R., Ramesh, A., Ziegler, D. M., Wu, J., Winter, C., Hesse, C., Chen, M., Sigler, E., Litwin, M., Gray, S., Chess, B., Clark, J., Berner, C., McCandlish, S., Radford, A., Sutskever, I., and Amodei, D. Language models are few-shot learners, 2020.
- Chowdhury, T., Rahimi, R., and Allan, J. Rank-lime: Local model-agnostic feature attribution for learning to rank, 2022.
- Cover, T. M. *Elements of information theory*. John Wiley & Sons, 1999.
- Fawcett, T. An introduction to roc analysis. *Pattern recognition letters*, 27(8):861–874, 2006.
- Gehrmann, S., Strobelt, H., and Rush, A. M. Gltr: Statistical detection and visualization of generated text, 2019.
- Kang, W.-C. and McAuley, J. Self-attentive sequential recommendation, 2018.
- Karpukhin, V., Oğuz, B., Min, S., Lewis, P., Wu, L., Edunov, S., Chen, D., and tau Yih, W. Dense passage retrieval for open-domain question answering, 2020.
- Kim, S. Y., Park, H., Shin, K., and Kim, K.-M. Ask me what you need: Product retrieval using knowledge from gpt-3, 2022.
- Kirchenbauer, J., Geiping, J., Wen, Y., Katz, J., Miers, I., and Goldstein, T. A watermark for large language models, 2023.
- Krishna, K., Song, Y., Karpinska, M., Wieting, J., and Iyyer, M. Paraphrasing evades detectors of ai-generated text, but retrieval is an effective defense, 2023.

- Kshetri, N. and Voas, J. Deep learning–based social media misinformation detection. *IEEE Software*, 39(1):53–59, 2022. doi: 10.1109/MS.2022.3053106.
- Langelaar, G. C., Setyawan, I., and Legendijk, R. L. Watermarking digital image and video data. a state-of-the-art overview. *IEEE Signal processing magazine*, 17(5):20–46, 2000.
- Lavergne, T., Urvoy, T., and Yvon, F. Detecting fake content with relative entropy scoring. In *Pan*, 2008.
- Le Cam, L. *Asymptotic methods in statistical decision theory*. Springer Science & Business Media, 2012.
- Liang, W., Yuksekgonul, M., Mao, Y., Wu, E., and Zou, J. Gpt detectors are biased against non-native english writers, 2023.
- Liffirth, W. Fake news, 2018. URL <https://kaggle.com/competitions/fake-news>.
- Maas, A., Daly, R. E., Pham, P. T., Huang, D., Ng, A. Y., and Potts, C. Learning word vectors for sentiment analysis. In *Proceedings of the 49th annual meeting of the association for computational linguistics: Human language technologies*, pp. 142–150, 2011.
- Meral, H. M., Sankur, B., Sumru Özsoy, A., Güngör, T., and Sevinç, E. Natural language watermarking via morphosyntactic alterations. *Comput. Speech Lang.*, 23(1):107–125, jan 2009. ISSN 0885-2308. doi: 10.1016/j.csl.2008.04.001. URL <https://doi.org/10.1016/j.csl.2008.04.001>.
- Mitchell, E., Lee, Y., Khazatsky, A., Manning, C. D., and Finn, C. Detectgpt: Zero-shot machine-generated text detection using probability curvature, 2023.
- OpenAI. Ai text classifier. <https://platform.openai.com/ai-text-classifier>, 2023.
- OpenAI. Gpt-4 technical report, 2023.
- Pandya, H. A. and Bhatt, B. S. Question answering survey: Directions, challenges, datasets, evaluation matrices, 2021.
- Polyanskiy, Y. and Wu, Y. *Information theory: From coding to learning*, 2022.
- Rush, A. M., Chopra, S., and Weston, J. A neural attention model for abstractive sentence summarization. In *Proceedings of the 2015 Conference on Empirical Methods in Natural Language Processing*, pp. 379–389, 2015.
- Sadasivan, V. S., Kumar, A., Balasubramanian, S., Wang, W., and Feizi, S. Can ai-generated text be reliably detected? *arXiv preprint arXiv:2303.11156*, 2023.
- Schildhauer, T. Fake news detection in the era of ai. In *Proceedings of the 25th ACM Conference on Computer-Supported Cooperative Work and Social Computing*, pp. 1–10. ACM, 2022. doi: 10.1145/1234567.1234567.
- Serban, I. V., Sordoni, A., Bengio, Y., Courville, A. C., and Pineau, J. Building end-to-end dialogue systems using generative hierarchical neural network models. In *Proceedings of the Thirtieth AAAI Conference on Artificial Intelligence*, 2015.
- Shin, J. D., Kim, H. J., Lee, K. M., Kim, S., and Shin, S. Multilingual language generation and automatic writing evaluation with transformer models. *arXiv preprint arXiv:2104.06399*, 2021.
- Vadhan, S. P. *A study of statistical zero-knowledge proofs*. PhD thesis, Massachusetts Institute of Technology, 1999.
- Vaswani, A., Shazeer, N., Parmar, N., Uszkoreit, J., Jones, L., Gomez, A. N., Kaiser, Ł., and Polosukhin, I. Attention is all you need. *Advances in neural information processing systems*, 30: 5998–6008, 2017.
- Verma, H. K., Singh, A. N., and Kumar, R. Robustness of the digital image watermarking techniques against brightness and rotation attack, 2009.

- Wadhera, S., Kamra, D., Rajpal, A., Jain, A., and Jain, V. A comprehensive review on digital image watermarking, 2022.
- Wang, Z. Modern question answering datasets and benchmarks: A survey, 2022.
- Wasserman, L. Lecture notes for stat 705: Advanced data analysis. <https://www.stat.cmu.edu/~larry/=stat705/Lecture27.pdf>, 2013. Accessed on April 9, 2023.
- Zheng, H., Zhang, X., Chi, Z., Huang, H., Yan, T., Lan, T., Wei, W., and Mao, X.-L. Cross-lingual phrase retrieval, 2022.
- Zou, X. and Ling, X. Ai-based detection of misinformation in social media. *IEEE Access*, 9: 112408–112418, 2021. doi: 10.1109/ACCESS.2021.3104419.

Appendix

A Detailed Proofs

A.1 Revisiting Le Cam's Lemma and the Existence of the Optimal Detector

We first restate Le Cam's lemma and its proof, which appears in [Le Cam \(2012\)](#) and many lecture notes such as ([Wasserman, 2013](#)).

Lemma 1 (Le Cam's Lemma). *Let \mathcal{S} be an arbitrary set. For any two distributions m and h on \mathcal{S} , we have*

$$\inf_{\Psi} \{ \mathbb{P}_{s \sim m}[\Psi(s) \neq 1] + \mathbb{P}_{s \sim h}[\Psi(s) \neq 0] \} = 1 - \text{TV}(m, h), \quad (16)$$

where the infimum is taken over all detectors (measurable maps) $\Psi : \mathcal{S} \rightarrow \{1, 0\}$. Particularly, the detector with the acceptance region $A^* := \{s : m(s) \geq h(s)\}$, defined as

$$\Psi^*(s) := \begin{cases} 1 & s \in A^* \\ 0 & s \in \mathcal{S} \setminus A^*, \end{cases}$$

achieves the infimum. We note that Ψ^* is the likelihood ratio-based detector.

Proof. For notation simplicity, we use m and h to denote both the probability measure and the probability density of the machine-generated and human-generated text, respectively, with the specific meaning discernible from the context. For any detector $\Psi : \mathcal{S} \rightarrow \{1, 0\}$, denote A as its acceptance region, where $\Psi(s) = 1$ for $s \in A$, and $\Psi(s) = 0$ for $s \in \mathcal{S} \setminus A$. Then we have

$$\begin{aligned} \mathbb{P}_{s \sim m}[\Psi(s) \neq 1] + \mathbb{P}_{s \sim h}[\Psi(s) \neq 0] &= m(\mathcal{S} \setminus A) + h(A) \\ &= 1 - (m(A) - h(A)). \end{aligned} \quad (17)$$

Taking the infimum over all acceptance regions on both sides in (17) yields

$$\begin{aligned} \inf_{\Psi} \{ \mathbb{P}_{s \sim m}[\Psi(s) \neq 1] + \mathbb{P}_{s \sim h}[\Psi(s) \neq 0] \} &= \inf_{\Psi} \{ 1 - (m(A) - h(A)) \} \\ &= 1 - \sup_{\Psi} \{ (m(A) - h(A)) \} \\ &= 1 - \text{TV}(m, h). \end{aligned}$$

Next, we proceed to show that the ration-based detector $\Psi^*(s)$, defined in the statement of Lemma 1, achieves the infimum. We first note that the acceptance region $A^* := \{s : m(s) \geq h(s)\}$ is a measurable set that is included in the collection of all acceptance regions since $\mathbb{I}_{\{m(s) \geq h(s)\}}$ is a measurable function. Therefore,

$$\mathbb{P}_{s \sim m}[\Psi^*(s) \neq 1] + \mathbb{P}_{s \sim h}[\Psi^*(s) \neq 0] \geq \inf_{\Psi} \{ \mathbb{P}_{s \sim m}[\Psi(s) \neq 1] + \mathbb{P}_{s \sim h}[\Psi(s) \neq 0] \}. \quad (18)$$

On the other hand, for any measurable set B , we have $B \setminus A^* = \{s \in B : m(s) < h(s)\}$ and $A^* \setminus B = \{s \notin B : m(s) \geq h(s)\}$ by the definition of A^* . Therefore, by the sigma-additivity of measure, we have

$$1 - (m(A^*) - h(A^*)) = 1 - (m(A^* \cap B) - h(A^* \cap B)) - (m(A^* \setminus B) - h(A^* \setminus B)). \quad (19)$$

In the right-hand side of (19), we note that $m(A^* \setminus B) - h(A^* \setminus B) \geq 0$ because our detector is likelihood-ratio-based. This implies we can upper bound the right-hand side in (19) by dropping the negative term as follows

$$1 - (m(A^*) - h(A^*)) \leq 1 - (m(A^* \cap B) - h(A^* \cap B)). \quad (20)$$

Further from the definition of the ratio-based detector, we note that $m(B \setminus A^*) - h(B \setminus A^*) < 0$. This implies $-(m(B \setminus A^*) - h(B \setminus A^*)) > 0$ and we can upper bound the right hand side of (20) by adding just the positive number $-(m(B \setminus A^*) - h(B \setminus A^*))$ as follows,

$$1 - (m(A^*) - h(A^*)) \leq 1 - (m(A^* \cap B) - h(A^* \cap B)) - (m(B \setminus A^*) - h(B \setminus A^*)). \quad (21)$$

From the sigma-additivity of measure, we can write

$$1 - (m(A^*) - h(A^*)) \leq 1 - (m(B) - h(B)). \quad (22)$$

Since the inequality in (22) holds for any measurable set B , we can write

$$\mathbb{P}_{s \sim m}[\Psi^*(s) \neq 1] + \mathbb{P}_{s \sim h}[\Psi^*(s) \neq 0] \leq \inf_{\Psi} \{ \mathbb{P}_{s \sim m}[\Psi(s) \neq 1] + \mathbb{P}_{s \sim h}[\Psi(s) \neq 0] \}. \quad (23)$$

Hence, from the lower bound in (18) and upper bound in (23), we conclude that $\Psi^*(s)$ achieves the infimum, which completes the proof. \square

The Le Cam's lemma directly applies to our detector D with threshold γ by noting that any detector can be implemented via a detector with a threshold. Indeed, define $D_\gamma : \mathcal{S} \rightarrow \{1, 0\}$ via

$$D_\gamma(s) := \begin{cases} 1 & D(s) \geq \gamma \\ 0 & D(s) < \gamma, \end{cases}$$

then it holds that $\{\Psi : \mathcal{S} \rightarrow \{1, 0\}\} \subseteq \{D_\gamma : \mathcal{S} \rightarrow \{1, 0\}, D : \mathcal{S} \rightarrow \mathbb{R}, \gamma \in \mathbb{R}\}$ because for any Ψ , we can choose D to be exactly the same as Ψ (since $\{1, 0\} \in \mathbb{R}$) and set $\gamma = 0.5$.

In fact, the detector Ψ^* is exactly the likelihood-ratio-based detector which, by the Neyman-Pearson lemma (Cover, 1999, Chapter 11), is optimal in this (simple-vs.-simple) hypothesis test setting.

Relationship to the tightness analysis in Sadasivan et al. (2023). The authors of Sadasivan et al. (2023) provide a tightness analysis for their AUROC upper bound. The main part of the proof is to show the tightness of Equation 16. Specifically, for any given human-generated text distribution h , they construct a machine-generated text distribution m and a detector D with some threshold γ , and show that the detector with the threshold achieves the equality in Equation 16.

We note that their constructed detector with the threshold is exactly the likelihood-ratio-based detector. Moreover, a key difference between our result and theirs is that we show that the tightness can be achieved for any given distribution of m and h while they construct a specific m given h . While their specific construction of the machine distribution gives many insights into the problem, it is not necessary for achieving the tightness. This difference also implies that we can be more optimistic about the problem since the classifier achieving the tightness exists for any machine-generated distributions.

A.2 Proof of Theorem 3.1

The first part of the proof follows from the standard application of Chernoff's bounds (Vadhan, 1999, Appendix A). From the statement of Theorem 3.1, we note that the AUROC of the best possible detector is given by

$$\text{AUROC} = \frac{1}{2} + \text{TV}(m^{\otimes n}, h^{\otimes n}) - \frac{\text{TV}(m^{\otimes n}, h^{\otimes n})^2}{2}. \quad (24)$$

Let us start in a hard detection setting where $m(s)$ and $h(s)$ are really close and we know that $\text{TV}(m, h) = \delta$ where $\delta > 0$ is small. From the definition of TV distance, we know that there exists some set $A \in \mathcal{S}$ such that given the samples $s^m \sim m(s)$ and $s^h \sim h(s)$ it holds

$$\mathbb{P}(s^m \in A) - \mathbb{P}(s^h \in A) = \delta. \quad (25)$$

Let us define $\mathbb{P}(s^h \in A) = p$ which implies that $\mathbb{P}(s^m \in A) = p + \delta$. Let us now collect n samples $\{s_i\}_{i=1}^n$ from $m(s)$, we know that the probability of any sample s_i in A is given by $p + \delta$. Hence, on average $(p + \delta)n$ number of samples will be in A . In a similar manner, if we have n samples from $h(s)$, pn will be in A on average. Therefore, we can utilize the Chernoff bound to write

$$\begin{aligned} \mathbb{P}\left(\text{at least } \left(p + \frac{\delta}{2}\right)n \text{ samples of } h \text{ are in } A\right) &\leq \exp\frac{-n\delta^2}{2} \\ \mathbb{P}\left(\text{at most } \left(p + \frac{\delta}{2}\right)n \text{ samples of } m \text{ are in } A\right) &\leq \exp\frac{-n\delta^2}{2}. \end{aligned} \quad (26)$$

Now, let us denote the set of n -tuples by A' which contains more than $(p + \frac{\delta}{2})n$ samples of A . Therefore, we can bound

$$\begin{aligned} \text{TV}(m^{\otimes n}, h^{\otimes n}) &\geq \mathbb{P}(\{s_i^m\}_{i=1}^n \in A') - \mathbb{P}(\{s_i^h\}_{i=1}^n \in A') \\ &\geq (1 - \exp^{-\frac{n\delta^2}{2}}) - \exp^{-\frac{n\delta^2}{2}} \\ &= 1 - 2\exp^{-\frac{n\delta^2}{2}}. \end{aligned} \quad (27)$$

The TV norm lower bound in (27) tells us the minimum value of $\text{TV}(m^{\otimes n}, h^{\otimes n})$ for given n and δ . Therefore, if we need to obtain the AUROC of the best possible detector to be equal to, or higher than say $\epsilon \in [0.5, 1]$, which means we want

$$\frac{1}{2} + \text{TV}(m^{\otimes n}, h^{\otimes n}) - \frac{\text{TV}(m^{\otimes n}, h^{\otimes n})^2}{2} \geq \epsilon. \quad (28)$$

Now, since the left-hand side is the monotonically increasing function of $\text{TV}(m^{\otimes n}, h^{\otimes n})$, it holds from the minimum value in (27) that

$$\frac{1}{2} + (1 - 2\exp^{-\frac{n\delta^2}{2}}) - \frac{(1 - 2\exp^{-\frac{n\delta^2}{2}})^2}{2} \geq \epsilon. \quad (29)$$

After expanding the squares, we get

$$\frac{1}{2} + (1 - 2\exp^{-\frac{n\delta^2}{2}}) - \frac{1}{2} - 2\exp^{-n\delta^2} + 2\exp^{-\frac{n\delta^2}{2}} \geq \epsilon. \quad (30)$$

After rearranging the terms, we get

$$\frac{1 - \epsilon}{2} \geq \exp^{-n\delta^2}. \quad (31)$$

Taking log on both sides and rearranging terms yields

$$n \geq \frac{1}{\delta^2} \log\left(\frac{2}{1 - \epsilon}\right). \quad (32)$$

Hence proved.

B Additional Figures of Experimental Results

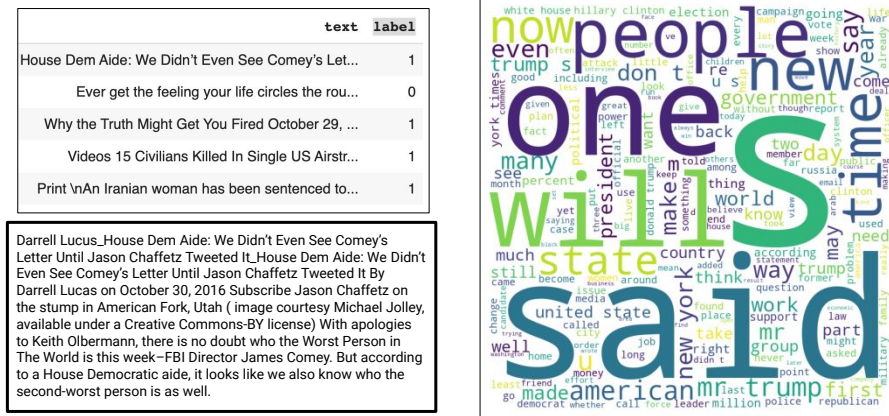


Figure 5: Figure 5 (left) shows examples of the textual sentences/paragraphs and corresponding labels present in the FakeNews classification dataset (Lifferth, 2018), which for our illustration purpose can be hypothetically thought of as belonging to human and machine class. It also highlights part of one random paragraph (one input) showing that in general, having a lot of sentences as input for detection is very common and practical. Figure 5 (right) represents the Word-cloud representation of the word distribution based on which the word-level Total variation is estimated.

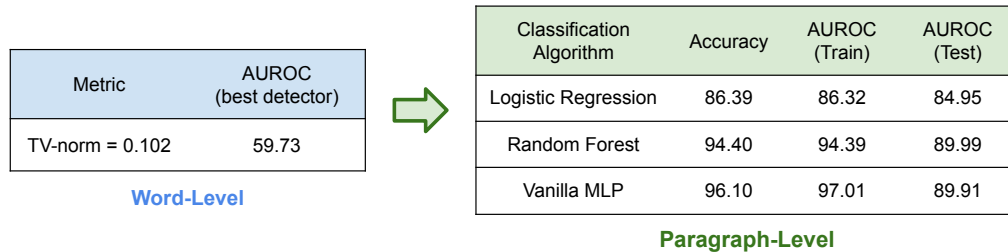


Figure 6: The table in Figure 6(a) (left) represents the total variation norm distance at a word level i.e input to the detector is the word and one needs to detect if it's a positive or negative class (human or machine in our context) for the Fake News Classification dataset (Lifferth, 2018). It also shows the AUROC that can be achieved by the best detector based on the total variation norm as shown is 59.73%. Figure 3(b) (right) shows the accuracy and AUC achieved by a real detector (standard Machine learning algorithms) at a paragraph level in this dataset, where each input to the detector is a paragraph or a group of sentences. It is evident that at a paragraph level, even a simple untuned ML detector can achieve a very high AUC of around 90%, which was very low at a word level, validating our hypothesis.