

Cutting the Cake: A Language for Fair Division

NOAH BERTRAM, Cornell University, USA

ALEX LEVINSON, Cornell University, USA

JUSTIN HSU, Cornell University, USA

The *fair division* literature in economics considers how to divide resources between multiple agents such that the allocation is *envy-free*: each agent receives their favorite piece. Researchers have developed a variety of fair division protocols for the most standard setting, where the agents want to split a single item, however, the protocols are highly intricate and the proofs of envy-freeness involve tedious case analysis.

We propose SLICE, a domain specific language for fair-division. Programs in our language can be converted to logical formulas encoding envy-freeness and other target properties. Then, the constraints can be dispatched to automated solvers. We prove that our constraint generation procedure is sound and complete. We also report on a prototype implementation of SLICE, which we have used to automatically check envy-freeness for several protocols from the fair division literature.

Additional Key Words and Phrases: Fair division, automated verification

1 INTRODUCTION

Suppose we want to divide a valuable item between a set of agents. How can we ensure that the division is fair? Ideally, we would divide the item into equal pieces and give one piece to each agent. However, in reality, agents often have different preferences and may disagree about whether an item has been divided into equal pieces or not. What does it mean for an item to be divided fairly?

In economics, the field of *fair division* studies these kinds of questions. Researchers have proposed different definitions of fairness, and considered whether a fair allocation is possible in a variety of settings—the item might be divisible or indivisible; there may be geometric constraints depending on the shape of the item, or limits on which kinds of splits are allowed.

We focus on the most well-studied model, called *fair cake-cutting*. Here, there is a single item—a “cake”—that is infinitely divisible: it can be cut into arbitrarily small pieces. Each agent has a *valuation* function that assigns numeric values to subsets of the cake. The goal is to divide the cake into disjoint pieces and allocate one piece to each agent, such that each agent does not prefer any other agent’s piece to their own. Such an allocation is called *envy-free*.

1.1 Protocols for Fair Cake-Cutting: Challenges and Complexity

While the existence of a fair allocation is often easy to show, assuming mild conditions on the agent valuations, computing a fair allocation is more challenging. Algorithms for fair division first specify a sequence of cuts that agents should make, depending on how they value the current pieces. Then, protocols describe how to allocate the resulting pieces to agents; for instance, agents might select their favorite piece in some fixed order, or one agent may be required to take a particular piece.

For a simple example, suppose we want to divide a slice of cake between two children so that each child does not envy the other’s piece. First, we can ask one child to split the slice into two pieces that they consider to be equal. Then, we can ask the other child to pick their preferred piece. This simple protocol, also known as *Cut-Choose* or *Divide-and-Choose*, produces an envy-free

Authors’ addresses: Noah Bertram, Cornell University, USA; Alex Levinson, Cornell University, USA; Justin Hsu, Cornell University, USA.

© 2023 Copyright held by the owner/author(s).

This is the author’s version of the work. It is posted here for your personal use. Not for redistribution. The definitive Version of Record was published in *Proceedings of the ACM on Programming Languages*, <https://doi.org/10.1145/3591293>.

allocation: as long as both children follow the protocol, they will not wish they received the other's piece.

While this two-agent protocol is easy to describe and justify, the situation becomes much more difficult with more agents. An envy-free protocol for three agents was not known until 1960 [Robertson and Webb 1998], and finding a bounded envy-free protocol for four agents was an open problem until 2016, solved by Aziz and Mackenzie [2016b]; their procedure can make up to 203 cuts. A protocol for any number of agents soon followed [Aziz and Mackenzie 2016a], but it is tremendously complex—the number of cuts is finite, but bounded by a tower of five exponentials in n , where n is the number of agents.

Although such envy-free protocols are impressive achievements, they are not easy to implement. The protocols are typically specified in lengthy pseudocode, often interspersed with informal English. Proving the key envy-freeness property is a highly tedious task that involves considering a large number of cases. For most protocols, it is not feasible to spell out all of the details in the proof. Besides violating envy-freeness, there are other ways a protocol could go wrong. For instance, a protocol could ask an agent to cut past the end of piece, or allocate the same part of a cake more than once.

1.2 Our Work: Automatically Verifying Cake-Cutting Protocols

We consider how to *formally verify* envy-freeness for fair division protocols. Our hypothesis is that since proofs of this property typically require tedious, but fairly straightforward case analyses, they may be a good target for automated solvers.

Concretely, we take a language-based approach. First, we develop a core language for cake cutting protocols. Our language can capture all protocols in the Robertson-Webb query model [Robertson and Webb 1998], a standard computational model in the fair division literature. Our operational semantics allows *uncountable non-determinism*—required for situations when an agent may consider multiple pieces to be equally good—and also models protocol errors, like cutting out of bounds. Expressing the protocols in our language removes any ambiguity from their pseudocode descriptions.

Second, we develop a constraint generation procedure for our language. At a high level, we translate the operational behavior of our programs into first-order logic formulas, parametrized by the unknown valuation functions. We prove that our constraint translation is sound and complete, and demonstrate how to use the constraints to encode properties like envy-freeness.

Finally, we implement our language in a prototype tool called SLICE. Users can write cake-cutting protocols in our language, which provides primitive operations for fair division. Our tool converts programs to constraints guaranteeing envy-freeness, which are then dispatched to an SMT solver. Our implementation also includes an evaluator, which can directly execute the verified protocols. We evaluate our tool by implementing several cake-cutting protocols and automatically verifying envy-freeness. As far as we are aware, our method is the first to formally verify these protocols and properties.

Outline. After introducing preliminaries about fair cake-cutting and illustrating our approach on a simple example (Section 2), we present our primary technical contributions:

- We develop a core language for fair cake-cutting protocols, based on the Robertson-Webb query model (Section 3).
- We design a constraint translation from our core language to formulas in first-order logic. We prove that our translation is sound and complete, and we show how to use our constraints to encode envy-freeness and other target properties (Section 4).

- We implement several proposed protocols from the cake-cutting literature in our language (Section 5).
- We develop a prototype implementation for writing, verifying, and executing protocols. Our tool can verify envy-freeness for example protocols automatically (Section 6).

We survey related work in Section 7 and discuss future directions in Section 8.

2 VERIFYING FAIR DIVISION: PRELIMINARIES AND A TOY EXAMPLE

Fair division is a rich and well-studied area of economics [Robertson and Webb 1998]. We focus on the most common setting: *fair cake-cutting*.

2.1 Mathematical Preliminaries

Cakes and pieces. We suppose that the agents are interested in dividing an infinitely divisible item, called the *cake*, which is modeled as the closed unit interval $[0, 1]$. Each agent receives a subset of the cake, where the set P of allowed subsets consists of finite unions of disjoint intervals:

$$P \triangleq \{\langle a_1, b_1 \rangle \uplus \dots \uplus \langle a_k, b_k \rangle \mid 0 \leq a_i \leq b_i \leq 1, k \in \mathbb{N}\},$$

Each interval can be open or closed at either endpoint, i.e., $\langle a, b \rangle$ stands for one of the four sets: $[a, b]$, (a, b) , $[a, b)$, $(a, b]$. We refer to an element of P as a *piece*; note that it may consist of multiple disjoint intervals.

Agents and valuations. Fair division protocols are designed for a fixed, finite number of agents, the set of which we will denote with \mathcal{A} . Each agent $a \in \mathcal{A}$ has a *valuation function* $V_a : P \rightarrow \mathbb{R}$; agents prefer pieces with larger valuations. The fair division literature considers various standard assumptions on valuation functions. For concreteness, we will assume the following four conditions:

Normalization. The value of the whole cake is 1: $V([0, 1]) = 1$.

Non-negativity. The value for any piece p is non-negative: $V(p) \geq 0$.

Additivity. If $p_1, p_2 \in P$ are disjoint, then $V(p_1 \cup p_2) = V(p_1) + V(p_2)$.

Continuity. For $\ell, v \in [0, 1]$, if $v \leq V([\ell, 1])$ then there exists $r \in [\ell, 1]$ such that $V([\ell, r]) = v$.

These conditions are commonly assumed in the fair division literature. The first property normalizes the value of the entire cake to be 1. The second property means that there is no “bad” piece of cake. The third states that the value of two disjoint pieces is the sum of the values of the pieces. Combined with the second property, this implies that valuations are (*weakly*) *monotonic*: if a piece p_1 is contained in another piece p_2 , then $V(p_1) \leq V(p_2)$.

The final property states that the value of any piece increases smoothly when we enlarge a piece, so that there are no sudden jumps in value. Note that the real number r may not be unique—there could be multiple intervals with the same value starting at left endpoint ℓ . Though this property may appear complicated, it is crucial to support basic operations in cake-cutting protocols. For instance, it ensures that given an interval $[a, b]$ with value v , we can find a sub-interval $[a, c]$ that has value exactly $v/2$. By additivity, the rest of the interval, $(c, b]$, must also have value $v/2$. In other words, the continuity property ensures that we can always split an interval into two pieces with equal value.

Another useful consequence of continuity is *atomicity*: $V([r, r]) = 0$ for all $r \in [0, 1]$. This means we can ignore whether the endpoints of intervals are closed or open, and we can treat intervals that overlap only at an endpoint as if they were actually disjoint. For instance, given $a \leq b \leq c$, we have

$$\begin{aligned} v([a, c]) &= v([a, b]) + v([b, c]) && \text{(additivity)} \\ &= v([a, b]) + v([b, b]) + v([b, c]) && \text{(atomicity)} \\ &= v([a, b]) + v([b, c]) && \text{(additivity)} \end{aligned}$$

so additivity continues to hold when two intervals share a single endpoint.

Allocations and envy-freeness. An *allocation* is an assignment $\{p_a\}_{a \in \mathcal{A}}$ of disjoint pieces to agents; agent a receives piece p_a . The union of the pieces in an allocation is not required to be the entire cake—we can leave some parts of the cake unallocated.

The goal of fair division is to arrive at an *envy-free* allocation.

Definition 2.1. An allocation $\{p_a\}_{a \in \mathcal{A}}$ is *envy-free* if for all $a, a' \in \mathcal{A}$, $V_a(p_a) \geq V_a(p_{a'})$.

Intuitively, no agent prefers someone else's piece to their own. The simplest example of an envy-free allocation is $p_a = \emptyset$ for all $a \in \mathcal{A}$. This is envy-free as $V_a(\emptyset) = 0$ for all $a \in \mathcal{A}$, since

$$V_a(\emptyset) = V_a(\emptyset \cup \emptyset) = V_a(\emptyset) + V_a(\emptyset).$$

While this allocation is envy-free, it is quite wasteful. Fair division protocols typically aim to allocate most, if not all, of the cake.

2.2 Cake-Cutting Protocols

Conceptually, a cake-cutting protocol takes agent valuations as input, and produces an allocation as output. However, this simple picture is impractical—valuations assign a numeric value to every possible piece, and it is unrealistic to assume that agents can communicate their entire valuation function to the procedure.

Accordingly, algorithms for cake cutting typically only assume indirect access to the valuation functions through primitive operations, called *queries*. Operationally, algorithms can be executed as interactive protocols where a central coordinator queries specific agents to perform actions depending on their valuation function, and agents are assumed to follow these directions honestly. Common actions include:

Split. An agent cuts a given piece into two parts that they value equally.

Trim. An agent cuts a piece into two parts, typically called the *main piece* and a *trimmed piece*, such that the agent is indifferent between the main piece and a given reference piece.

Compare. An agent reports which of two pieces they prefer more.

Select. An agent takes their favorite piece from a given collection of pieces.

Then, a protocol description asks agents to perform actions in some specified order. Protocols can branch on the result of queries, for instance, following one sub-protocol if an agent reports that one piece is larger than another, and a different sub-protocol otherwise. Finally, the pieces that an agent selects form the final allocation to the agent.

While the operational model appears simple, there are some subtleties. First, operations can have pre-conditions—if these requirements don't hold, then the operation is not well-defined. For instance, an action might ask an agent to trim a piece to have value v , but this isn't possible if the entire piece has value strictly less than v . Second, protocol execution can be non-deterministic. For example, if an agent is asked to divide a piece into two pieces that they consider to be equally good, there may be multiple possible divisions because the agent may have zero value for some parts of the cake. Though the dividing agent may not care about this choice, the choice may affect the behavior of the other agents, and affect the rest of the protocol. An envy-free protocol must be envy-free for *all* possible executions.

2.3 Toy Example: Cut-Choose

A classical protocol for dividing an item between two agents is *Cut-Choose*:

- (1) Ask first agent to divide cake into two equal pieces.
- (2) Ask second agent to pick their preferred piece.

(3) Ask first agent to pick the remaining piece.

This protocol can be implemented as the following program in a simplified version of our language; Section 3 describes our language in full detail.

```

let (piece, piece') = split1(cake) in
if compare2(piece, piece') = bigger then
  alloc(1 ↦ piece', 2 ↦ piece)
else
  alloc(1 ↦ piece, 2 ↦ piece')

```

Above, the operations `split` and `compare` correspond to the actions **Split** and **Compare** we introduced above. We use the subscripts 1 and 2 on these operations to indicate which agent is asked to perform the action, i.e., which agent's valuation is queried. We suppose that the comparison operation `compare` returns `bigger` if the agent believes that the first piece is bigger than the second piece, otherwise it returns `smaller`. Finally, `alloc` determines the final allocation by specifying which agent gets which piece.

For this protocol, envy-freeness is easy to show. The first agent is indifferent between the two pieces since they initially split the cake. If the second agent believes that *piece* is bigger than *piece'*, then the second agent receives *piece* and has no envy; similarly, if the second agent believes that *piece* is smaller than *piece'*, then the second agent receives *piece'* and again has no envy. Thus, no matter what the final allocation is, neither agent has envy: Cut-Choose always produces an *envy-free* allocation.

2.4 Reducing Envy-Freeness to Constraint Satisfiability

To automate proofs of envy-freeness, we define a translation of programs into constraints in first-order logic, which we can dispatch to an SMT solver. Our translation is compositional, guided by the structure of the program. At a high-level, our approach has three steps.

First, we convert a program e into a first-order formula $C[e]$ with one free variable v_a for each agent, representing agent a 's valuation function, and a special free variable α , representing the final allocation. Then, supposing $\mathcal{A} = \{1, \dots, n\}$, we build a predicate $EnvyFree(v_1, \dots, v_n, \alpha)$ asserting that α is envy-free for valuations v_1, \dots, v_n . Similarly, we build a predicate $ValidValn(v_1, \dots, v_n)$ asserting that the valuations satisfy the assumptions we introduced at the start of this section. Finally, we combine our predicates into a single constraint capturing envy-freeness, where \bar{v} stands for the sequence of valuation variables v_1, \dots, v_n :

$$\forall \bar{v}. \forall \alpha. C[e](\bar{v}, \alpha) \wedge ValidValn(\bar{v}) \implies EnvyFree(\bar{v}, \alpha). \quad (1)$$

In words, this formula states that for all valuation functions v_1, \dots, v_n and all possible allocations α , if α is a possible output from the program e for the given valuations, and the given valuations satisfy the axioms, then the allocation α is envy-free. (We have elided some details here; full details can be found in Section 4.)

In our running example, the protocol Cut-Choose is translated to the following constraint:

$$C[\text{Cut-Choose}] = \exists \rho, \rho'. \underbrace{v_1(\rho) = v_1(\rho')}_{\text{split}_1} \wedge \underbrace{\text{if } v_2(\rho) \geq v_2(\rho') \text{ then}}_{\text{compare}_2} \underbrace{\alpha = (\rho', \rho)}_{\text{allocate}} \text{ else } \underbrace{\alpha = (\rho, \rho')}_{\text{allocate}}.$$

The existential variables ρ and ρ' correspond to the program variables *piece* and *piece'*, respectively. The annotations describe the program operations that correspond to the different subformulas.

By combining the above formula with the predicates *ValidValn* and *EnvyFree* as in (1), we arrive at a first-order logical formula stating that Cut-Choose is envy-free for all valuations satisfying the axioms. This property can then be checked by an automated solver.

3 SLICE: A LANGUAGE FOR FAIR DIVISION

Now that we have seen how our system works at a high level, we turn to defining our language for fair division protocols, SLICE. We first introduce the query model, then present the syntax and operational semantics of our language.

3.1 Robertson-Webb Query Model

As we discussed, protocols in fair division do not have direct access to agent valuations; instead, the protocol asks agents to perform specific actions depending on their personal valuations. A typical way to formalize and compare protocols with different allowed operations is through a *query model*, which describes the queries about the agent valuation functions that the protocol is allowed to make. To implement the queries in practice, the protocol can ask agents to answer a query, or perform some action.

Much of the cake-cutting literature has converged on the *Robertson-Webb* (RW) query model, which enables rich protocols while assuming queries that are realistic to implement in practice. Introduced by [Robertson and Webb \[1998\]](#) and further refined (and named) by [Woeginger and Sgall \[2007\]](#), this model allows two kinds of queries:

Eval. Given an interval $[\ell, r]$ and an agent a , return agent a 's valuation for the interval: $V_a([\ell, r])$.

Mark. Given a left-endpoint ℓ , an agent a , and a target value $v \in [0, 1]$ such that $v \leq V_a([\ell, 1])$, return r such that $V_a([\ell, r]) = v$.

The eval query is straightforward, but the mark query is more subtle. First, the mark query returns a point r in the unit interval $[0, 1]$, intuitively, a mark where the cake could be cut, without actually cutting the cake at that position. The protocol is free to use the mark in future computations, for instance comparing different marks to see which one is largest. Second, without some assumptions on the valuation functions, it is not clear that a mark r always exists—for instance, if the valuation *jumps* from $v - 0.1$ to $v + 0.1$, it would be impossible to return a mark describing a piece with value exactly equal to v . However, the **Continuity** assumption introduced in Section 2 ensures that such jumps cannot happen. Finally, note that the mark r may not be unique: there may be more than one possible mark for a particular target value v . The protocol has no control over how the agent selects the mark, so the mark operation is non-deterministic.

Example: Implementing operations in the RW model. Specific agent actions and operations can be implemented on top of the query model. For instance, each of the four operations we introduced in Section 2—**Divide**, **Trim**, **Compare**, and **Select**—can be implemented using RW queries. The operations **Compare** and **Select**, which ask an agent to compare two pieces, or select their favorite piece, can be implemented by making eval queries and comparing the values. The operations **Divide** and **Trim** can be implemented using an eval query and a mark query.

For instance, suppose we want to divide an interval $[\ell, r]$ into two pieces that agent a considers to be equally good. We first make an eval query to get a 's value for $[\ell, r]$; call this value z and suppose that it is non-zero. Then, we make a mark query starting from ℓ , with target value $z/2$. Since $z/2$ is strictly less than the value of $[\ell, r]$, the mark query will return a point $c \in [\ell, r]$ such that $[\ell, c]$ has value exactly $z/2$. Since we assume that valuations satisfy **Additivity** (Section 2), the remaining piece $(c, r]$ must also have value exactly $z/2$. Thus, we can produce the intervals $[\ell, z]$ and $[z, r]$.

3.2 Language Syntax

Now, we are ready to present the language. SLICE is a standard first-order language, extended with a few custom constructs. We briefly walk through the syntax of expressions and values, presented in

$$\begin{aligned}
e ::= & \quad n \in \mathbb{N} \mid r \in \mathbb{R} \mid \text{true} \mid \text{false} \mid o(e_1, \dots, e_n) \quad (o \in \mathcal{O}) \\
& \mid x \in \mathcal{X} \mid \text{let } x = e_1 \text{ in } e_2 \mid (e_1, \dots, e_n) \mid \pi_n e \mid \text{if } e_1 \text{ then } e_2 \text{ else } e_3 \\
& \mid \text{cake} \mid \text{left } e \mid \text{right } e \mid \text{divide}(e_1, e_2) \\
& \mid \text{mark}_a(e_1, e_2) \mid \text{eval}_a(e) \quad (a \in \mathcal{A}) \\
v ::= & \quad n \in \mathbb{N} \mid r \in \mathbb{R} \mid \text{true} \mid \text{false} \mid (v_1, \dots, v_n) \mid [r_1, r_2] \quad (r_1 \leq r_2)
\end{aligned}$$

Fig. 1. Expressions and Values in SLICE

Figure 1. Constants can be natural numbers, real numbers, or booleans. We assume a fixed collection \mathcal{O} of primitive operations o , such as the usual comparisons (e.g., equality $e_1 = e_2$ and lesser-than $e_1 \leq e_2$) and boolean operations, and arithmetic operators (e.g., addition and multiplication). Variables x in the language are bound in let-bindings; we assume that variable names are drawn from a countably infinite set \mathcal{X} . Rounding out the standard constructs, the language has n -ary products and projections, and conditionals.

The remaining expressions are particular to cake-cutting protocols. First, we have operations to manipulate intervals, which represent pieces of the cake. The unit interval (the whole cake) is represented by `cake`. The end points of an interval can be computed using `left e` and `right e` , respectively. The operation `divide(e_1, e_2)` splits an interval e_1 into two sub-intervals by cutting at at location e_2 , a real number. Finally, we have constructs from the Robertson-Webb model: `mark $_a$ (e_1, e_2)` is a mark query on left-endpoint e_1 , with target value e_2 , and `eval $_a$ (e)` is an eval query on interval e . These operations are indexed by an agent a ; we assume that \mathcal{A} is a fixed, finite set of agents. Pieces, which consist of a finite set of intervals, are represented using tuples of intervals. The values are entirely standard. Intervals $[r_1, r_2]$ are represented by pairs of real numbers satisfying $r_1 \leq r_2$. Variables cannot appear in values.

We give our language a simple type system with base types (booleans \mathbb{B} , natural numbers \mathbb{N} , real numbers \mathbb{R} , positions \mathbb{E} in $[0, 1]$, and intervals \mathbb{I}) and n -ary products; we write \mathcal{T} for the set of types. We elide the description of the type system, which is entirely standard, and assume throughout that all programs are well-typed.

3.3 Operational Semantics

We define the semantics of our programs in big-step style, with judgements of the form:

$$\langle e, \sigma \rangle \Downarrow v.$$

Above, the *environment* $\sigma : \mathcal{X} \rightarrow \mathcal{V}$ is a partial map assigning values to variables; we call a pair of an expression and an environment $\langle e, \sigma \rangle$ a *configuration*. We assume variables are typed, so there are disjoint sets \mathcal{X}_τ for each type $\tau \in \mathcal{T}$, and we write \mathcal{V}_τ for the set of values of type τ . To reduce the notation, we elide type ascriptions in our presentation of the formal system.

Our operational semantics is parametrized by a set of valuation functions $\{V_a\}_a$, one for each agent $a \in \mathcal{A}$, where each valuation satisfies the conditions in Section 2. Figure 2 presents the rules of our operational semantics. Most of the rules are standard. The variable rule [VAR] looks up the value of a variable in the environment. For operations [OPS], we assume that each operation $o \in \mathcal{O}$ of arity n is interpreted as a function $\llbracket o \rrbracket$ from \mathcal{V}^n to \mathcal{V} ; operations have types given by some signature. Pairing [PAIR] and projections [PROJ] are standard, as are the rules for if-then-else ([IFTRUE] and [IFFALSE]). Let-binding [LET] evaluates e_1 to a value v_1 , extends the environment with a new binding mapping x to v_1 , and then evaluates the body.

$$\begin{array}{c}
\frac{}{\langle v, \sigma \rangle \Downarrow v} \text{VAL} \qquad \frac{\langle e_1, \sigma \rangle \Downarrow v_1 \quad \cdots \quad \langle e_n, \sigma \rangle \Downarrow v_n \quad \llbracket o \rrbracket : \mathcal{V}^n \rightarrow \mathcal{V}}{\langle o(e_1, \dots, e_n), \sigma \rangle \Downarrow \llbracket o \rrbracket(v_1, \dots, v_n)} \text{OPS} \\
\\
\frac{\langle e_1, \sigma \rangle \Downarrow v_1 \quad \cdots \quad \langle e_n, \sigma \rangle \Downarrow v_n}{\langle (e_1, \dots, e_n), \sigma \rangle \Downarrow (v_1, \dots, v_n)} \text{PAIR} \qquad \frac{\langle e, \sigma \rangle \Downarrow (v_1, \dots, v_n) \quad 1 \leq k \leq n}{\langle \pi_k e, \sigma \rangle \Downarrow v_k} \text{PROJ} \\
\\
\frac{\langle e_1, \sigma \rangle \Downarrow \text{true} \quad \langle e_2, \sigma \rangle \Downarrow v_2}{\langle \text{if } e_1 \text{ then } e_2 \text{ else } e_3, \sigma \rangle \Downarrow v_2} \text{IFTRUE} \qquad \frac{\langle e_1, \sigma \rangle \Downarrow \text{false} \quad \langle e_3, \sigma \rangle \Downarrow v_3}{\langle \text{if } e_1 \text{ then } e_2 \text{ else } e_3, \sigma \rangle \Downarrow v_3} \text{IFFALSE} \\
\\
\frac{\langle e_1, \sigma \rangle \Downarrow v_1 \quad \langle e_2, \sigma[x \mapsto v_1] \rangle \Downarrow v_2}{\langle \text{let } x = e_1 \text{ in } e_2, \sigma \rangle \Downarrow v_2} \text{LET} \qquad \frac{}{\langle x, \sigma \rangle \Downarrow \sigma(x)} \text{VAR} \\
\\
\frac{\langle e, \sigma \rangle \Downarrow [r_1, r_2]}{\langle \text{left } e, \sigma \rangle \Downarrow r_1} \text{LT} \qquad \frac{\langle e, \sigma \rangle \Downarrow [r_1, r_2]}{\langle \text{right } e, \sigma \rangle \Downarrow r_2} \text{RT} \qquad \frac{}{\langle \text{cake}, \sigma \rangle \Downarrow [0, 1]} \text{CAKE} \\
\\
\frac{\langle e_1, \sigma \rangle \Downarrow [r_1, r'_1] \quad \langle e_2, \sigma \rangle \Downarrow r_2 \quad r_1 \leq r_2 \leq r'_1}{\langle \text{divide}(e_1, e_2), \sigma \rangle \Downarrow ([r_1, r_2], [r_2, r'_1])} \text{DIV} \\
\\
\frac{\langle e_1, \sigma \rangle \Downarrow v_1 \quad \langle e_2, \sigma \rangle \Downarrow v_2 \quad V_a([v_1, r]) = v_2}{\langle \text{mark}_a(e_1, e_2), \sigma \rangle \Downarrow r} \text{MARK} \qquad \frac{\langle e, \sigma \rangle \Downarrow [r, r']}{\langle \text{eval}_a(e), \sigma \rangle \Downarrow V_a([r, r'])} \text{EVAL}
\end{array}$$

Fig. 2. Big-step Operational Semantics of SLICE

The remaining rules manipulate intervals and implement queries. [CAKE] represents the whole cake, and evaluates to the unit interval $[0, 1]$; [LT] and [RT] get the left and right endpoints of an interval. [DIV] splits an interval at a certain position into a pair of intervals; the side condition requires that the split point must be within the bounds of the interval. [MARK] evaluates its first argument to a position in $[0, 1]$, and its second argument to a target value v . If there is a position r such that $V_a([v_1, r])$ is exactly equal to v , then the program can return r . Finally, [EVAL] simply computes the value of an interval.

Non-determinism. As we have seen, mark queries can be non-deterministic if an agent a is indifferent between $[\ell, r]$ and $[\ell, r']$, i.e., if agent a has value zero for $[r, r']$. Thus, it is not possible to eliminate let-bindings in our language because the following programs are not equivalent:

$$\text{let } x = e_1 \text{ in } e_2 \not\equiv e_2\{e_1/x\}$$

For instance, if e_1 is non-deterministic and the body e_2 mentions x twice, then the program on the left makes the non-deterministic choice once, while the program on the right makes the non-deterministic choice twice.

Errors. A configuration $\langle e, \sigma \rangle$ where e does not step but is not a value is known as a *stuck configuration*, and is the result of a protocol error. Since we assume that programs are well-typed, there are only two ways a program can get stuck. In [DIV], a program becomes stuck if it attempts to cut outside the bounds of the given interval. In [MARK], a program becomes stuck if it is not able to find a point r so that $[v_1, r]$ has value v_2 . By our assumptions on valuations, this can only happen if target value v_2 is strictly greater than the value of $[v_1, r]$.

```

let pieces = divide(cake, mark1(0, 1/2)) in
if eval2( $\pi_1$  pieces)  $\geq$  eval2( $\pi_2$  pieces) then
  ( $\pi_2$  pieces,  $\pi_1$  pieces)
else
  ( $\pi_1$  pieces,  $\pi_2$  pieces)

```

Fig. 3. Cut-Choose in SLICE

Example: Encoding Cut-Choose. Putting everything together, suppose that we have two agents $\mathcal{A} = \{1, 2\}$. Figure 3 shows how to express the Cut-Choose protocol from Section 2 in SLICE. The output allocation is represented as tuple: the first component is allocated to agent 1, while the second component is allocated to agent 2.

4 CONSTRAINT GENERATION, SOUNDNESS, AND COMPLETENESS

Now that we have seen the language, we turn to verifying properties about programs. First, we define a translation from programs e to constraints $c(e, \text{ret})$, where ret is a special variable. Intuitively, $c(e, v)$ should hold exactly when e can step to v ; we formalize this claim by proving soundness and completeness of our translation. Finally, we express envy-freeness as a formula $E(\text{ret})$, and verify this property by checking if $c(e, \text{ret})$ implies $E(\text{ret})$ for all possible outputs ret .

4.1 Constructing the constraints

Our constraint translation targets a standard, multisorted first-order logic.

Syntax of formulas. The signature (S, C, F, Q) of our logic contains sorts, constants, function symbols, and predicates respectively. The sorts in S correspond exactly to the set of types \mathcal{T} ; we denote the sort corresponding to τ by S_τ for each $\tau \in \mathcal{T}$. The set of constants C consists of \mathbb{N} and $\{\text{true}, \text{false}\}$. The set of function symbols is

$$F = \mathcal{O} \cup \{(_, \dots, _)_k, \pi_k \mid k = 1, 2, \dots\} \cup \{\text{ite}, \ell, r, [_, _]\} \cup \{\text{Val}_a \mid a \in \mathcal{A}\}$$

with the expected arities (e.g., ite (if-then-else) has arity 3, the valuations Val_a have arity 1, etc.). Finally, the set of predicate symbols Q consists of $=$ and \geq .

We consider three disjoint sets of logical variables: $\mathcal{Y} = \{y_1, y_2, y_3, \dots\}$, \mathcal{X} , and $\{\text{ret}\}$. We refer to the set of logical terms as Term and the set of formulas as Form . As usual, logical terms are formed by variables, constants, and function symbols applied to other terms, and formulas are constructed from predicates, connectives, and quantifiers from first-order logic ($\neg, \wedge, \vee, \Rightarrow, \forall, \exists$).

Semantics of formulas. An interpretation of our logic interprets sorts as sets, function symbols as functions, and predicate symbols as predicates. We fix the following interpretation of our logic.

Definition 4.1. Let μ be an interpretation. We say that μ is *proper* if

- (1) $\mu(S_\tau) = \mathcal{V}_\tau$ for all $\tau \in \mathcal{T}$;
- (2) $\mu(o) = \llbracket o \rrbracket$ for any $o \in \mathcal{O}$;
- (3) $\mu(_, \dots, _)$ and π are the constructor and projection of a product respectively, and $\mu(\text{ite})(a, b, c)$ is b if a is true, else c if a is false;
- (4) $\mu(\ell)$ and $\mu(r)$ give the left and right endpoints of intervals respectively, and $\mu([_, _])$ is the interval $[r_1, r_2]$ given real numbers r_1 and r_2 ;
- (5) $\mu(\text{Val}_a)$ is a valuation function for any a in any agent set \mathcal{A} .

We let M denote the class of proper interpretations. Given an agent set \mathcal{A} and a set of valuation functions $\bar{V} = \{V_a \mid a \in \mathcal{A}\}$, we let $M_{\bar{V}}$ denote the class of proper interpretations where Val_a is interpreted to be V_a for all $a \in \mathcal{A}$.

We assume that interpretations also interpret all logical variables: if y is some variable of sort S_τ , then $\mu(y) \in \mu(S_\tau)$. The interpretation extends to all terms; we write $\mu(t)$ for the interpretation of the logical term t . Finally, an interpretation determines which formulas are valid. We write $\mu \models \varphi$ if the formula φ holds in the interpretation, $\models \varphi$ if all interpretations in M satisfy φ , and $M_{\bar{V}} \models \varphi$ if all interpretations in $M_{\bar{V}}$ satisfy φ .

From expressions to formulas. We will translate programs from our core language into logical formulas. To separate the syntax of the programming language from the syntax of our logical formulas, we will use a hat to denote the logical counterpart of some program syntax. For instance, we write \hat{v} for the logical term corresponding to the program value $v \in \mathcal{V}$, and \hat{x} for the logical variable corresponding to the program variable $x \in \mathcal{X}$.

We will define a constraint translation with the following type:

$$G : \mathbb{N} \times \text{Exp} \rightarrow \mathbb{N} \times \text{Form} \times \text{Term},$$

and we let G_Q , G_s , and G_p be the first, second, and third projections of G respectively. Intuitively, a program expression e is translated into a logical term G_p which encodes the values v that e can step to. There are two complications with modeling the evaluation relation. First, some rules (like [Div] and [MARK]) have side-conditions that must hold; the formula G_s tracks these side-conditions. Second, since the evaluation relation is non-deterministic, a single expression may step to multiple different values. Our constraint translation models non-deterministic choice by introducing new logical variables; the natural-number input and output G_Q track the number of logical variables to ensure that new logical variables are fresh.

Figure 4 gives the definition of G for the standard constructs. We let $N(e) = G_Q(0, e)$ and $N(e_1, \dots, e_n) = N(e_1) + \dots + N(e_n)$; intuitively, these quantities count the number of fresh logical variables that are introduced when translating the expressions. Most of the cases are straightforward; we comment on the more interesting aspects. For operators, o ranges over the primitive operations \mathcal{O} , as well as constructs like left, right, pairing and projection. For if-then-else, the side condition G_s conjoins the side-condition of the guard e_1 with a case analysis: if the guard is true ($G_p(k, e_1) = \text{true}$) then the side-condition for the first branch e_2 should hold; otherwise, the side-condition for the second branch e_3 should hold. The logical term G_p is then just if-then-else applied to the logical terms for the guard and the branches.

Figure 5 gives our constraint translation for the more specialized constructs in our language. In the translation for divide and mark, the last two conjuncts in the side-conditions reflect the side-conditions in the operational rules [Div] and [MARK]. Finally, the translation for mark introduces a new logical variable y , with index chosen so that it is guaranteed to be fresh. This program construct is the source of non-determinism in the language.

Finally, we define the *constraint of e* :

$$c(k, e, t) \triangleq G_s(k, e) \wedge (t = G_p(k, e)).$$

We will write $c(e, t) \triangleq c(0, e, t)$ for short. If we close this formula by existentially quantifying over all logical variables, this formula states that the logical term t describes a value that e can step to. For instance, $\exists y_1, \dots, y_{N(e)}. c(e, \hat{v})$ states that e can reduce to v .

Example. Translating the program Cut-Choose from Figure 3 and simplifying, we have:

$$\begin{aligned}
 G_Q(0, e) &= 1 \\
 G_s(0, e) &= r([0, 1]) \geq y_1 \geq \ell([0, 1]) \\
 &\quad \wedge (\text{Val}_1([0, y_1]) = 1/2) \wedge (\text{Val}_1([0, 1]) \geq y_1) \\
 &\quad \wedge ((\text{Val}_2(\pi_1(\alpha)) \geq \text{Val}_2(\pi_2(\alpha))) = \text{true}) \vee ((\text{Val}_2(\pi_1(\alpha)) \geq \text{Val}_2(\pi_2(\alpha))) = \text{false}) \\
 G_\rho(0, e) &= \text{ite}(\text{Val}_2(\pi_1(\alpha)) \geq \text{Val}_2(\pi_1(\alpha)), (\pi_2(\alpha), \pi_1(\alpha)), (\pi_1(\alpha), \pi_2(\alpha)))
 \end{aligned}$$

where α is shorthand for $([\ell([0, 1]), y_1], [y_1, r([0, 1])])$, representing the two pieces of the cake after splitting at y_1 . Note that while the original expression contained variables *cake* and *pieces*, those were substituted away by $[0, 1]$ and α respectively when translating the let-bindings.

We step through the three components. First, because there is one mark query in this example, the constraint translation introduces one logical variable y_1 and we have $N(e) = G_Q(0, e) = 1$. Second, the side-condition $G_s(0, e)$ contains three conjuncts: the first comes from the divide expression, the second from the mark expression, and the third from the conditional. Finally, the term $G_\rho(0, e)$ represents the possible allocations produced by the program.

$$\begin{aligned}
 G_Q(k, v) &\triangleq k & G_s(k, v) &\triangleq \text{true} & G_\rho(k, v) &\triangleq \widehat{v} \\
 G_Q(k, x) &\triangleq k & G_s(k, x) &\triangleq \text{true} & G_\rho(k, x) &\triangleq \widehat{x} \\
 G_Q(k, \text{cake}) &\triangleq k & G_s(k, \text{cake}) &\triangleq \text{true} & G_\rho(k, \text{cake}) &\triangleq \widehat{[0, 1]} \\
 G_Q(k, o(e_1, \dots, e_n)) &\triangleq k + N(e_1, \dots, e_n) \\
 G_s(k, o(e_1, \dots, e_n)) &\triangleq G_s(k, e_1) \wedge G_s(k + N(e_1), e_2) \wedge \dots \wedge G_s(k + N(e_1, \dots, e_{n-1}), e_n) \\
 G_\rho(k, o(e_1, \dots, e_n)) &\triangleq \widehat{o}(G_\rho(k, e_1), \dots, G_\rho(k + N(e_1, \dots, e_{n-1}), e_n)) \\
 G_Q(k, \text{if } e_1 \text{ then } e_2 \text{ else } e_3) &\triangleq k + N(e_1, e_2, e_3) \\
 G_s(k, \text{if } e_1 \text{ then } e_2 \text{ else } e_3) &\triangleq G_s(k, e_1) \\
 &\quad \wedge ((G_\rho(k, e_1) = \text{true}) \wedge G_s(k + N(e_1), e_2)) \\
 &\quad \vee ((G_\rho(k, e_1) = \text{false}) \wedge G_s(k + N(e_1, e_2), e_3)) \\
 G_\rho(k, \text{if } e_1 \text{ then } e_2 \text{ else } e_3) &\triangleq \text{ite}(G_\rho(k, e_1), G_\rho(k + N(e_1), e_2), G_\rho(k + N(e_1, e_2), e_3)) \\
 G_Q(k, \text{let } x = e_1 \text{ in } e_2) &\triangleq k + N(e_1, e_2) \\
 G_s(k, \text{let } x = e_1 \text{ in } e_2) &\triangleq G_s(k, e_1) \wedge G_s(k + N(e_1), e_2) \{G_\rho(k, e_1)/x\}, \\
 G_\rho(k, \text{let } x = e_1 \text{ in } e_2) &\triangleq G_\rho(k + N(e_1), e_2) \{G_\rho(k, e_1)/x\}
 \end{aligned}$$

Fig. 4. Constraint translation for basic language constructs.

4.2 Soundness

When the expression e is closed, the initial environment σ does not affect the big-step semantics of e so the constraint translation only needs to model the program e . However, since our language can

$$\begin{aligned}
G_Q(k, \text{divide}(e_1, e_2)) &\triangleq k + N(e_1, e_2) \\
G_s(k, \text{divide}(e_1, e_2)) &\triangleq G_s(k, e_1) \wedge G_s(k + N(e_1), e_2) \\
&\quad \wedge (G_\rho(k + N(e_1), e_2) \geq \ell(G_\rho(k, e_1))) \\
&\quad \wedge (r(G_\rho(k, e_1)) \geq G_\rho(k + n(e_1), e_2)) \\
G_\rho(k, \text{divide}(e_1, e_2)) &\triangleq (\ell(G_\rho(k, e_1)), G_\rho(k + N(e_1), e_2), [G_\rho(k + N(e_1), e_2), r(G_\rho(k, e_1))]) \\
\\
G_Q(k, \text{mark}_a(e_1, e_2)) &\triangleq k + N(e_1, e_2) + 1 \\
G_s(k, \text{mark}_a(e_1, e_2)) &\triangleq G_s(k, e_1) \wedge G_s(k + N(e_1), e_2) \\
&\quad \wedge (\text{Val}_a([G_\rho(k, e_1), y_{k+N(e_1, e_2)+1}]) = G_\rho(k + N(e_1), e_2)) \\
&\quad \wedge (\text{Val}_a([G_\rho(k, e_1), 1]) \geq G_\rho(k + N(e_1), e_2)) \\
G_\rho(k, \text{mark}_a(e_1, e_2)) &\triangleq y_{k+N(e_1, e_2)+1} \\
\\
G_Q(k, \text{eval}_a(e)) &\triangleq k + N(e) \\
G_s(k, \text{eval}_a(e)) &\triangleq G_s(k, e) \\
G_\rho(k, \text{eval}_a(e)) &\triangleq \text{Val}_a(G_\rho(k, e))
\end{aligned}$$

Fig. 5. Constraint translation for cake cutting operations.

introduce local variables via let-binding—which cannot be eliminated since our semantics is non-deterministic—a compositional constraint translation must also handle open expressions. To state (and prove) a soundness theorem, we convert program environments σ into logical substitutions; formalizing this bridge is the main challenge in establishing soundness.

Environments. For this section, it will be useful to represent environments as a sequence of assignments. Let $x_1, \dots, x_n \in \mathcal{X}$ be a list of program variables, not necessarily unique.

Definition 4.2. We say that σ is an *environment on* x_1, \dots, x_n if σ is a finite sequence $[x_1 \mapsto v_1][x_2 \mapsto v_2] \cdots [x_n \mapsto v_n]$ for some $v_1, \dots, v_n \in \mathcal{V}$. The *domain* of σ is $\text{dom}(\sigma) = \{x_1, \dots, x_n\}$

An environment determines a partial map, that is, $\sigma : \mathcal{X} \rightarrow \mathcal{V}$ where $\sigma(x) = v_i$ if $x = x_i$ and i is the largest i such that $x = x_i$, and otherwise not defined.

Substitutions. Environments map program variables to values. On the logic side, we can reflect this data as substitutions of logical terms for logical variables. Let $x_1, \dots, x_n \in \mathcal{X}$, again not necessarily unique.

Definition 4.3. We say that S is a *substitution on* x_1, \dots, x_n if $S = \{t_n/\widehat{x}_n\} \cdots \{t_1/\widehat{x}_1\}$ for $t_1, \dots, t_n \in \text{Term}$ such that $\text{FV}(t_i) \cap \text{FV}(t_j) \subseteq \mathcal{X}$ if $i \neq j$, and $\text{FV}(t_i) \subseteq \{x_1, \dots, x_{i-1}\}$ for $i = 1, \dots, n$.

The *domain* of S is $\text{dom}(S) = \{x_1, \dots, x_n\}$. We let $m(S)$ be the largest natural number k such that y_k is a free variable in one of t_1, \dots, t_n .

Substitutions can be applied to logical formulas and terms. Recalling the usual notation for substitution, we write φS for the formula obtained by applying S to φ , and tS for the term obtained by applying S to t . Substitution is defined syntactically in the usual way; a list of substitutions is applied sequentially from left to right.

We can connect substitutions with environments through an interpretation.

Definition 4.4. Let μ be a proper interpretation. We say that μ *marries* σ and S if $\mu(\widehat{x}S) = \sigma(x)$ for all $x \in \text{dom}(\sigma) = \text{dom}(S)$.

To state soundness of our translation, we need two pieces of notation. First, we say that two interpretations μ and μ' *agree up to k* if they agree on $\{y_1, \dots, y_k\}$. Second, if $\bar{V} = \{V_a \mid a \in \mathcal{A}\}$ is a set of valuation functions, then we write $\langle e, \sigma \rangle \Downarrow_{\bar{V}} v$ if the configuration $\langle e, \sigma \rangle$ can reduce to v when agents have valuations \bar{V} .

THEOREM 4.5 (SOUNDNESS). *Let e be a well-typed expression, σ an environment such that $\text{FV}(e) \subseteq \text{dom}(\sigma)$, S a substitution, \bar{V} a set of valuation functions, $v \in \mathcal{V}$, and μ an interpretation from $M_{\bar{V}}$ that marries σ and S . If $\langle e, \sigma \rangle \Downarrow_{\bar{V}} v$, then for any $k \geq m(S)$, there is an interpretation μ' from $M_{\bar{V}}$ that agrees with μ on $\{y_1, \dots, y_k\}$ such that $\mu' \models c(k, e, \widehat{v})S$.*

For the proof of Theorem 4.5, see Appendix A. We can conclude soundness for closed expressions.

COROLLARY 4.6. *Let e be a closed expression. Let \bar{V} be a set of valuations and let v be a value. If $\langle e, \varepsilon \rangle \Downarrow_{\bar{V}} v$, then $M_{\bar{V}} \models \exists y_1, \dots, y_{N(e)}. c(e, \widehat{v})$.*

4.3 Completeness

Soundness states that if program e can reduce to v , then our constraint is satisfiable when we plug in v . The converse also holds.

THEOREM 4.7 (COMPLETENESS). *Let e be a well-typed expression, S a substitution such that $\text{FV}(e) \subseteq \text{dom}(S)$, \bar{V} a set of valuation functions, $v \in \mathcal{V}$, and σ an environment. If there exists $k \geq 0$ and interpretation μ from $M_{\bar{V}}$ that marries σ and S for which $\mu \models c(k, e, \widehat{v})S$, then $\langle e, \sigma \rangle \Downarrow_{\bar{V}} v$.*

For the proof of Theorem 4.7, see Appendix A. We can conclude completeness for closed expressions as a special case.

COROLLARY 4.8. *Let e be a well-typed expression with no free variables, \bar{V} be a set of valuation functions, and $v \in \mathcal{V}$. If $M_{\bar{V}} \models \exists y_1, \dots, y_{N(e)}. c(e, \widehat{v})$, then $\langle e, \varepsilon \rangle \Downarrow_{\bar{V}} v$.*

As a result, $\langle e, \varepsilon \rangle \Downarrow_{\bar{V}} v$ if and only if there is $\mu \in M_{\bar{V}}$ such that $\mu \models c(e, \widehat{v})$, or equivalently, $M_{\bar{V}} \models \exists y_1, \dots, y_{N(e)}. c(e, \widehat{v})$. Thus, the constraint of e completely characterizes its outputs.

4.4 Verifying Envy-Freeness

With the constraint translation set, we are able to construct constraints ensuring properties like envy-freeness. Let e be an expression with no free variables and $\varphi(\text{ret})$ a formula containing ret as a free variable, where the sort of ret agrees with the type of e . We write $e \models \varphi(\text{ret})$ if for all sets of valuations \bar{V} and values $v \in \mathcal{V}$, we have

$$\langle e, \varepsilon \rangle \Downarrow_{\bar{V}} v \text{ implies } M_{\bar{V}} \models \varphi(\widehat{v}),$$

where $\varphi(\widehat{v}) = \varphi(\text{ret})\{\widehat{v}/\text{ret}\}$.

Now, let $\text{Val}_a^k(p) \triangleq \text{Val}_a(\pi_1 p) + \dots + \text{Val}_a(\pi_k p)$ where t has sort $S_{\mathbb{R}}^k$, a formula representing the valuation of a piece p , consisting of k intervals, according to agent a . Suppose that ret represents the allocation computed by the program, and k_a is the number of intervals allocated to agent a . Let

$$E_a(\text{ret}) \triangleq (\text{Val}_a^{k_a}(\pi_a \text{ret}) \geq \text{Val}_a^{k_1}(\pi_1 \text{ret})) \wedge \dots \wedge (\text{Val}_a^{k_a}(\pi_a \text{ret}) \geq \text{Val}_a^{k_n}(\pi_n \text{ret})),$$

Then, the following formula states that ret is an envy-free allocation:

$$E(\text{ret}) \triangleq \bigwedge_{a \in \mathcal{A}} E_a(\text{ret}).$$

It is not hard to see that if an allocation v satisfies $E(\widehat{v})$ for agent valuations \overline{V} , then the allocation is envy-free with respect to \overline{V} . Thus e is envy-free if $e \models E(\text{ret})$.

Now, we can leverage soundness and completeness. First, we consider the formula

$$\psi \triangleq \forall \text{ret} . (\exists y_1, \dots, y_{N(e)} . c(e, \text{ret})) \Rightarrow E(\text{ret}).$$

Now for any set of valuations \overline{V} and any $v \in \mathcal{V}$ such that $\langle e, \varepsilon \rangle \Downarrow_{\overline{V}} v$, by Corollary 4.6, there exists an interpretation in $M_{\overline{V}}$ that satisfies $c(e, \widehat{v})$, so $M_{\overline{V}} \models \exists y_1, \dots, y_{N(e)} . c(e, \widehat{v})$. Thus if $\models \psi$, then $M_{\overline{V}} \models E(\widehat{v})$. If $\not\models \psi$, then there is some valuations \overline{V} , interpretation $\mu \in M_{\overline{V}}$, and value v for which

$$\mu \models \exists y_1, \dots, y_{N(e)} . c(e, \widehat{v}) \wedge \neg E(\widehat{v}).$$

By Theorem 4.7, $\langle e, \varepsilon \rangle \Downarrow_{\overline{V}} v$ and so $e \not\models E(\text{ret})$. Thus, $e \models E(\text{ret})$ if and only if $\models \psi$. As we will discuss in Section 6, we can use SMT solvers to check $\models \psi$.

5 FAIR-DIVISION PROTOCOLS IN SLICE

To evaluate SLICE, we have implemented several protocols from the fair-division literature.

5.1 Notations, Conventions, and Syntactic Sugar.

Fair-division protocols often use a large number of branches, operations, and temporary variables. To make our example programs easier to read, we adopt several conventions.

Metavariables and notation. We use capital letters (usually I , or A, B, \dots) for variables ranging over intervals representing pieces of the cake. We use v for variables ranging over values, m for variables ranging over marks (i.e., positions on the unit interval $[0, 1]$), and a for variables ranging over agents. Programs use numbers $(1, 2, 3, \dots)$ to specify agents, and we sometimes refer to agents as P1, P2, P3, etc. for short. To reduce the number of variables, our programs frequently shadow/re-bind variables. Just like in Section 3, the subscripts on operations like mark_a and eval_a indicate which agent's valuation should be used.

Syntactic sugar. We make use of standard syntactic sugar, e.g., for let-binding a pair:

$$\text{let } (I, J) = e \text{ in } e' \triangleq \text{let } H = e \text{ in let } I = \pi_1 H \text{ in let } J = \pi_2 H \text{ in } e' \quad (H \text{ fresh}).$$

Note that we must first let-bind the expression e before projecting, so that non-deterministic choices are made just once for both components. We use the keyword `alloc` to indicate the final allocation. For instance, `alloc(A, B)` represents the allocation that assigns A to agent 1 and B to agent 2. This keyword is not present in our core language (Section 3)—it is merely an annotation to help highlight the final allocation.

User-defined abbreviations. To reduce code repetition, we will make use of basic user-defined abbreviations/macros. For instance, the following abbreviation takes two pieces I_1 and I_2 , and orders them in decreasing order according to agent a 's valuation:

$$\begin{aligned} \text{def } \text{sort}_a(I_1, I_2) = \\ & \text{let } v_1 = \text{eval}_a(I_1) \text{ in} \\ & \text{let } v_2 = \text{eval}_a(I_2) \text{ in} \\ & \text{if } v_1 \geq v_2 \text{ then } (I_1, I_2) \text{ else } (I_2, I_1) \end{aligned}$$

We have similar, n -ary versions of this operation for ordering n pieces.

5.2 Cut-Choose

To warm up, let's revisit the Cut-Choose protocol from Section 3. We reproduce the code from Figure 3 in Figure 6 for convenience, now using the abbreviation sort_2 to compare the pieces. The code implements the following protocol:

- (1) P1 marks a position m in $[0, 1]$ where they view the pieces to the left and to the right of the mark as equally good (value $1/2$).
- (2) P1 cuts the cake at m into two pieces, I_1 and I_2 .
- (3) P2 orders the pieces according to their valuation, with A being their favorite piece and B being the other piece.
- (4) P1 and P2 receive B and A , respectively.

We can visualize this protocol using the diagram in Figure 7. P1 makes the first cut, then the two pieces labeled B and A are allocated to the two agents. The diagram does not indicate that P2 orders the pieces, and it only represents one possible allocation—depending on their valuations, P2 may prefer the piece on the left instead of the piece on the right. But the picture serves as a rough guide for which agent cuts, and which agent receives which piece. While Cut-Choose is simple enough to explain in words, these diagrams will help to visualize the more complex protocols to come.

CutChoose :

```

let  $m = \text{mark}_1(0, 1/2)$  in
let  $(I_1, I_2) = \text{divide}(\text{cake}, m)$  in
let  $(A, B) = \text{sort}_2(I_1, I_2)$  in
alloc( $B, A$ )

```

Fig. 6. Cut-Choose in SLICE.

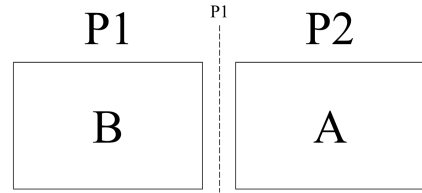


Fig. 7. Possible allocation from Cut-Choose.

5.3 Surplus

In some scenarios, such as when there is a section of the cake that brings negative utility to both agents or when there is a social benefit to conserving a resource, it can be desirable to leave part of the cake unallocated. Protocols that don't need to allocate the entire cake are said to work in the *free disposal* model. Of course, the protocol should try to allocate as much of the cake as possible—a protocol that leaves the entire cake unallocated is not very useful.

The Surplus protocol [Brams et al. 2006] divides the cake such that each of two agents receives a connected piece that they believe is worth at least half of the cake's total value, while possibly leaving an unallocated "surplus" piece. The procedure works as follows:

- (1) Each agent marks a position such that they believe both pieces are equally preferred; since the two agents can have different valuations, the agents can mark at different positions.
- (2) The agents compare marks. The agent that marked farthest to the left is allocated the piece to the left of their mark. The other agent is allocated the piece to the right of their mark.
- (3) The "surplus" piece in between the marks is disposed (not allocated).

Figure 8 presents our implementation of Surplus, and Figure 9 shows one possible allocation. One notable feature is that this protocol compares marks to figure out which one is the left-most

position—this operation goes beyond the simple primitives in Section 2, requiring the queries from the Robertson-Webb model (Section 3).

```

Surplus :
  let  $m_1 = \text{mark}_1(0, 1/2)$  in
  let  $m_2 = \text{mark}_2(0, 1/2)$  in
  let  $(A, S) = \text{divide}(\text{cake}, m_1)$  in
  let  $(T, B) = \text{divide}(\text{cake}, m_2)$  in
  if  $m_1 \geq m_2$  then
    alloc( $S, T$ )
  else
    alloc( $A, B$ )

```

Fig. 8. Surplus in SLICE.

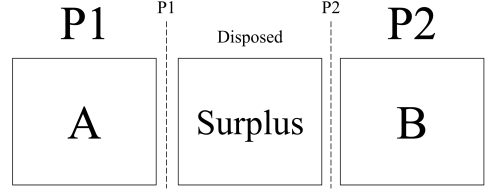


Fig. 9. Possible allocation from Surplus.

5.4 Selfridge-Conway

The protocols we have seen work for $n = 2$ agents. Moving to $n = 3$ agents makes the problem significantly more challenging. The first fair-division protocol for three agents was proposed by Selfridge and independently by Conway [Robertson and Webb 1998]; this protocol also serves as a building-block for more advanced protocols. At a high level, the protocol proceeds as follows:

- (1) P1 splits the cake into three pieces that they think are equal (value exactly $1/3$).
- (2) P2 divides their favorite piece of the three into pieces *Trim* and *Rest* so that *Trim* is equal to their second favorite piece.
- (3) The trimmed piece *Trim* and the other two non-trimmed pieces are chosen by the agents following the order P3, P2, P1, subject to the constraint that if P3 doesn't choose *Trim*, then P2 must choose *Trim*.
- (4) If P2 made a trivial cut (*Rest* is empty), the protocol ends here.

Next, the extra piece *Rest* is divided. For this step, it is important to distinguish whether P2 or P3 received *Trim*. From P2 and P3, let P_A be the agent that received *Trim*, and P_B be the other agent.

- (5) P_B cuts *Rest* into three pieces that they think are equal.
- (6) The three pieces are chosen by the agents in the order $P_A, P1, P_B$.

Figure 10 shows the implementation of this protocol, along with one possible allocation. To make the program more readable, we define an abbreviation `allocRest` that allocates the piece *Rest*; note that it takes the two agents P_A and P_B as parameters, along with the remaining piece to allocate.

Selfridge-Conway can also be modified into a free-disposal protocol by simply discarding the piece *Rest* instead of dividing it. We call this variant Selfridge-Conway-Surplus; details can be found in Appendix D.

5.5 Waste-Makes-Haste

The Selfridge-Conway protocol achieves an envy-free allocation, but an agent's allocation may be two disconnected pieces. This can be undesirable, for instance if the agents are being allocated a stretch of road to build a store. Segal-Halevi et al. [2016] propose a three-agent protocol called Waste-Makes-Haste in the free-disposal model, where each agent receives a *contiguous* piece. The first phase of the protocol is the same as in Selfridge-Conway, except the way P2 trims their favorite piece is different. Then, each agent selects their favorite piece in a single round with a

prescribed order, rather than selecting two pieces in two rounds. Figure 11 gives an idea of what the implementation looks like, along with one possible allocation.

6 IMPLEMENTATION AND EVALUATION

6.1 System overview

We have developed a prototype implementation of SLICE in OCaml, using Z3 [de Moura and Bjørner 2008] and CVC5 [Barbosa et al. 2022] for constraint solving. Our implementation is about 2000 lines of code. At a high level, our tool converts fair-division protocols written in our domain-specific language into logical constraints encoding properties like envy-freeness and error-freeness, which are dispatched to Z3 and CVC5. We have also implemented an evaluator for our language, so that users can run these verified protocols on concrete valuations.

Front-end. The surface language is quite similar to the core language described in Section 3, with some syntactic sugar and an abbreviation facility for writing common subroutines, like sorting pieces in descending order of preference. Our implementation also includes a simple type-checker.

Evaluator. Our evaluator implements the operational semantics in Figure 2. The program behavior depends on the agent valuations, and the evaluator has the following type signature:

$$\text{evaluate} : \text{Protocol} \rightarrow \text{Valuation list} \rightarrow \text{Mark list} \rightarrow \text{Alloc}$$

Along with with the protocol to execute, the evaluator takes two arguments: a list of valuation functions, and a list of marking functions. These two parameters determine how eval and mark queries behave, respectively. While it would be simpler if we could provide just the valuation function, it is not possible to derive the marking function from the valuation function without further assumptions on the form of the valuation function. Our evaluator is agnostic to how valuations and marks are implemented. In practice, the full valuation and marking functions might not even be explicitly supplied; instead, executing the protocol might involve querying actual agents how to value or mark a given piece. Finally, the evaluator returns an allocation: a tuple of tuples of intervals, describing which intervals each agent receives.

Valuation functions. Our implementation treats valuations as functions from intervals to numbers. This is not a limitation, because protocols make only a finite number of cuts so each agent receives only finitely many disjoint intervals, and valuations are assumed to be additive. We list the solver axioms used for valuations in Appendix B.

Constraint generation. Our implementation converts the abstract syntax into logical formulas, which are then dispatched to Z3 and CVC5. We model valuations as functions from \mathbb{R}^2 to \mathbb{R} , and we encode our assumptions on valuations as logical formulas that hold whenever the valuation is applied to two arguments (l, r) where $l \leq r$.

Verifying program properties. As discussed at the end of Section 4, we can show that the output of a protocol e satisfies some property $\varphi(\text{ret})$ by showing that

$$\forall \text{ret} . (\exists y_1, \dots, y_{N(e)} . c(e, \text{ret})) \Rightarrow \varphi(\text{ret})$$

is valid, or equivalently, that

$$\exists \text{ret} . (\exists y_1, \dots, y_{N(e)} . c(e, \text{ret})) \wedge \neg \varphi(\text{ret}) \quad (2)$$

is not satisfiable. Once we generate the constraint of the protocol, we pass (2) to Z3 and CVC5 to check for satisfiability. We apply this technique for verifying envy-freeness to the formula representing envy-freeness from the end of Section 4.

SelfridgeConway :

```

let  $(I_1, I'_1) = \text{divide}(\text{cake}, \text{mark}_1(0, 1/3))$  in
let  $(I_2, I_3) = \text{divide}(I'_1, \text{mark}_1(0, 2/3))$  in
let  $(A, B, C) = \text{sort}_2(I_1, I_2, I_3)$  in
if  $\text{eval}_2(A) = \text{eval}_2(B)$  then
  let  $(A, B, C) = \text{sort}_3(A, B, C)$  in
  let  $(B, C) = \text{sort}_2(B, C)$  in
  alloc( $C, B, A$ )
else
  let  $m = \text{mark}_2(\text{left } A, \text{eval}_2(B))$  in
  let  $(Trim, Rest) = \text{divide}(A, m)$  in
  let  $(A, B, C) = \text{sort}_3(Trim, B, C)$  in
  if  $A \neq Trim$  then
    let  $(R_1, R_2, R_3) = \text{allocRest}(2, 3, Rest)$  in
    if  $B = Trim$  then
      alloc( $(C, R_1), (B, R_2), (A, R_3)$ )
    else
      alloc( $(B, R_1), (C, R_2), (A, R_3)$ )
  else
    let  $(B, C) = \text{sort}_2(B, C)$  in
    let  $(R_1, R_2, R_3) = \text{allocRest}(3, 2, Rest)$  in
    alloc( $(C, R_1), (B, R_3), (A, R_2)$ )

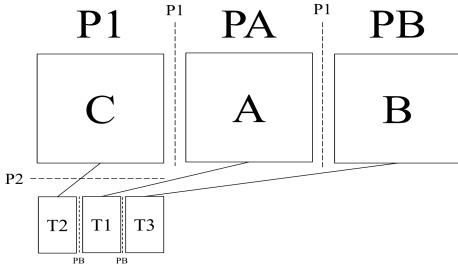
```

def allocRest($PA, PB, Rest$) =

```

let  $v = \text{eval}_{PB}(Rest)$  in
let  $m_1 = \text{mark}_{PB}(\text{left } Rest, v/3)$  in
let  $(I_1, I'_1) = \text{divide}(Rest, m_1)$  in
let  $m_2 = \text{mark}_{PB}(\text{left } I'_1, (2/3) * v)$  in
let  $(I_2, I_3) = \text{divide}(I'_1, m_2)$  in
let  $(I_1, I_2, I_3) = \text{sort}_{PA}(I_1, I_2, I_3)$  in
let  $(I_2, I_3) = \text{sort}_1(I_2, I_3)$  in
alloc( $I_2, I_1, I_3$ )

```



Possible allocation from Selfridge-Conway

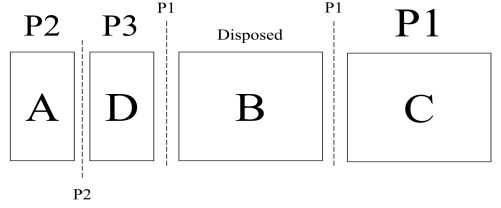
Fig. 10. Selfridge-Conway in SLICE

WasteMakesHaste :

```

let  $(I_1, I'_1) = \text{divide}(\text{cake}, \text{mark}_1(0, 1/3))$  in
let  $(I_2, I_3) = \text{divide}(I'_1, \text{mark}_1(0, 2/3))$  in
let  $(A, B, C) = \text{sort}_2(I_1, I_2, I_3)$  in
if  $\text{eval}_2(A) = \text{eval}_2(B)$  then
  let  $(A, B, C) = \text{sort}_3(A, B, C)$  in
  let  $(B, C) = \text{sort}_2(B, C)$  in
  alloc( $C, B, A$ )
else
  let  $(Trim, D) =$ 
    if  $(\text{eval}_2(A) \geq 2 * \text{eval}_2(B))$  then
      divide( $A, \text{mark}_2(0, (1/2) * \text{eval}_2(A))$ )
    else
      divide( $A, \text{mark}_2(\text{left } A, \text{eval}_2(B))$ )
  in
  let  $(A, B, C, D) = \text{sort}_3(Trim, B, C, D)$  in
  if  $A = Trim$  then
    let  $(B, C, D) = \text{sort}_2(B, C, D)$  in
    let  $(C, D) = \text{sort}_1(C, D)$  in
    alloc( $C, B, A$ )
  else
    let  $(B, C, D) = \text{sort}_1(B, C, D)$  in
    if  $B = Trim$  then
      alloc( $C, Trim, A$ )
    else
      alloc( $B, Trim, A$ )

```



Possible allocation from Waste-Makes-Haste

Fig. 11. Waste-Makes-Haste in SLICE

Table 1. Verifying Envy-Freeness (timings averaged over 5 runs)

Protocol	Size (Lines)		Timing (sec.)		
	Program	Constraint	Compile	Z3	CVC5
Cut-Choose	5	122	0.039	0.018	0.026
Surplus	5	132	0.042	0.020	failed
Waste-Makes-Haste	18	418	0.054	0.841	0.336
Selfridge-Conway-Surplus	20	401	0.051	0.819	0.573
Selfridge-Conway-Full	22	786	0.103	19.376	53.46

6.2 Evaluation

We implemented the protocols described in Section 5 and used our implementation to verify envy-freeness. Table 1 shows basic metrics of our benchmarks, and the time to verify each benchmark averaged over five trials each. Experiments were performed on a machine with a 4 core Intel core i5 CPU (4.5 GHz) with 16GB of RAM, running Linux. We have not explored how to optimize our tool, so it is likely that performance can be further improved, but our results show that our tool can verify fair-division protocols in a reasonable amount of time.

While it is difficult to measure the size of the generated constraints, our rough metrics also show how the complexity of checking envy-freeness increases rapidly for the more advanced protocols. The most complex protocol, the full version of Selfridge-Conway, takes significantly more time to check than the other protocols do under both Z3 and CVC5. We do not fully understand why this protocol takes longer, but we believe that it is due to the number of paths through this protocol. Each path corresponds to a distinct disjunct in the constraint. Computing the number of paths for our protocol, we find that the Selfridge-Conway protocol has 1,800 paths, while Selfridge-Conway-Surplus and Waste-Makes-Haste have the next highest path count at 216.

7 RELATED WORK

Alternative query models. Our work focuses on protocols in the Robertson-Webb query model. While this is a quite common model in the fair-division literature, there are some protocols that require other query models. For instance, some protocols ask the agents to move multiple knives smoothly over the cake, until one agent decides to cut [Brânzei and Nisan 2017]. We believe that our technical development can be extended with only minor modifications to handle other query models, but it could be interesting to consider a more general framework that can easily move between different models.

Another recent model is the generalized cut-choose model [Brânzei et al. 2016], which allows agents to either make a new cut in the cake, or choose a single piece in-between cuts to keep. This model is geared more towards cake division viewed in a game-theoretic setting, where agents may deviate from the protocol. While supporting new queries is fairly straightforward, reasoning about correctness when agents may deviate is much more challenging—properties like envy-freeness would not hold unconditionally, but could require assumptions about the rationality of the agents. Incorporating such assumptions into program verification is a fascinating direction for future work.

Researchers have also studied other models that limit the complexity of the protocols. For instance, in the Simultaneous model, introduced by Balkanski et al. [2014], the protocol asks each agent to report a compressed version of their valuation, and is not allowed to make any further queries. These models are useful for studying complexity properties of fair division protocols.

While our focus is on verifying envy-freeness, it would be interesting to see if ideas from program verification, like resource analysis, could be applied.

Verified mechanism design. There is a small, but growing area of formal verification aimed at programs from the mechanism design literature. Barthe et al. [2015] develop a type system for relational properties, and show how to use their system to verify incentive properties of auctions. Barthe et al. [2016] later extended this method to verify Bayesian incentive compatibility, a more sophisticated version of incentive compatibility, for a randomized mechanism. Since envy-freeness does not appear to be a relational property, it is unclear how to use existing methods to analyze our target protocols.

While our work aims at fully automatic verification, researchers have formalized various economic mechanisms and game-theoretic properties in interactive theorem provers. For instance, Bai et al. [2013]; Caminati et al. [2015] formalize incentive properties of the VCG mechanism in Coq, and while developed a Coq library for algorithmic game theory [Bagnall et al. 2017] and mechanized a proof that certain online learning algorithms converge to approximate equilibria [Merten et al. 2018].

Solver-aided programming. Finally, on the programming-language side, our work falls under the general umbrella of solver-aided programming languages, which translate programs to logical formulas, and then express target verification or synthesis goals as logical constraints, which can be dispatched by automated SMT solvers. Some prominent examples of tools in this area are Dafny [Leino 2010], F* [Swamy et al. 2013], and Rosette [Torlak and Bodík 2013]. While it might be possible to implement our method using one of these systems, it is not clear how to handle non-deterministic queries like `mark`. Our protocols and properties are also higher-order, since protocols depend on unknown valuation functions, and the valuation functions are assumed to satisfy complex quantified axioms. It is not clear how to encode our protocols and properties into existing solver-aided tools. Additionally, since our programs are fairly simple, we do not need the full generality of a solver-aided programming language. By developing our own, more restricted language, we are able to prove soundness and completeness for our constraint generation procedure and we are better able to tailor the constraint generation for our target application.

8 CONCLUSION AND FUTURE DIRECTIONS

In this work, we have developed a core language for fair-division protocols, along with a constraint-generation procedure to encode envy-freeness and error-freeness properties. Our prototype implementation SLICE shows that it is feasible to encode and check properties of these protocols automatically. We see some natural directions for future work.

Verifying disjointness. Envy-freeness is the typical target property in fair-division, but there are many other correctness properties that are not always obvious. For instance, a protocol should always produce an allocation: a disjoint partition of the whole cake, or of a subset of the cake if free disposal is allowed. It could be interesting to develop a linear type system [Girard 1987] to ensure that no part of the cake is allocated more than once; an affine type system might be useful for allowing free disposal.

Developing custom solvers. So far, we have relied on general purpose SMT solvers (Z3 & CVC5) to solve our constraints. However, the constraints needed for our protocols are highly specific to fair division, and it could be interesting to target constraint generation to more specialized solvers, or even develop custom solvers for our constraints. For instance, prior work on set constraint solvers (e.g., [Aiken 1999]) might be useful in our setting.

Combinators for fair division. Finally, while we have made verification of protocols automatic, there is still a major bottleneck: implementing the protocols in the first place. Converting the existing presentation of advanced fair division protocols (say, for four or more agents) into our language is extremely time consuming, often requiring expert knowledge to resolve ambiguities and expand out the protocol from its English description. It would be highly useful to extract patterns for building fair division protocols; we could envision using these combinators to structure the algorithms, making it easier to describe and implement protocols, reducing code duplication, and improving constraint generation. Through our initial experiments we have identified some possible combinators, but we believe that much remains to be explored here.

IMPLEMENTATION ACCESS

We have made available our prototype implementation online [Bertram et al. 2023]. It includes the implementation source, implementations of the examples from Section 5, as well as scripts and step-by-step instructions that assist with reproducing Table 1 and using our tool for other protocols.

ACKNOWLEDGMENTS

We thank the anonymous reviewers and the shepherd for their close reading and helpful suggestions. This work benefited from several rounds of feedback from the PL Discussion Group (PLDG) at Cornell. This work was partially supported by Cornell University and the NSF (Award #1943130).

REFERENCES

- Alexander Aiken. 1999. Introduction to Set Constraint-Based Program Analysis. *Science of Computer Programming* 35, 2 (1999), 79–111. [https://doi.org/10.1016/S0167-6423\(99\)00007-6](https://doi.org/10.1016/S0167-6423(99)00007-6)
- Haris Aziz and Simon Mackenzie. 2016a. A discrete and bounded envy-free cake cutting protocol for any number of agents. In *IEEE Symposium on Foundations of Computer Science (FOCS), New Brunswick, New Jersey*. 416–427. <https://doi.org/10.1109/FOCS.2016.52>
- Haris Aziz and Simon Mackenzie. 2016b. A discrete and bounded envy-free cake cutting protocol for four agents. In *ACM SIGACT Symposium on Theory of Computing (STOC), Cambridge, Massachusetts*. 454–464. <https://doi.org/10.1145/2897518.2897522>
- Alexander Bagnall, Samuel Merten, and Gordon Stewart. 2017. A Library for Algorithmic Game Theory in Ssreflect/Coq. *Journal of Formalized Reasoning* 10, 1 (2017), 67–95. <https://doi.org/10.6092/issn.1972-5787/7235>
- Wei Bai, Emmanuel M. Tadjouddine, Terry R. Payne, and Sheng-Wei Guan. 2013. A Proof-Carrying Code Approach to Certificate Auction Mechanisms. In *Formal Aspects of Component Software (FACS), Nanchang, China (Lecture Notes in Computer Science, Vol. 8348)*, José Luiz Fiadeiro, Zhiming Liu, and Jinyun Xue (Eds.). Springer, 23–40. https://doi.org/10.1007/978-3-319-07602-7_4
- Eric Balkanski, Simina Brânzei, David Kurokawa, and Ariel Procaccia. 2014. Simultaneous Cake Cutting. *AAAI Conference on Artificial Intelligence, Québec, Canada* 28, 1 (Jun. 2014). <https://doi.org/10.1609/aaai.v28i1.8802>
- Haniel Barbosa, Clark W. Barrett, Martin Brain, Gereon Kremer, Hanna Lachnitt, Makai Mann, Abdalrhman Mohamed, Mudathir Mohamed, Aina Niemetz, Andres Nötzli, Alex Ozdemir, Mathias Preiner, Andrew Reynolds, Ying Sheng, Cesare Tinelli, and Yoni Zohar. 2022. cvc5: A Versatile and Industrial-Strength SMT Solver. In *International Conference on Tools and Algorithms for the Construction and Analysis of Systems (TACAS), Munich, Germany (Lecture Notes in Computer Science, Vol. 13243)*, Dana Fisman and Grigore Rosu (Eds.). Springer, 415–442. https://doi.org/10.1007/978-3-030-99524-9_24
- Gilles Barthe, Marco Gaboardi, Emilio Jesús Gallego Arias, Justin Hsu, Aaron Roth, and Pierre-Yves Strub. 2015. Higher-Order Approximate Relational Refinement Types for Mechanism Design and Differential Privacy. In *ACM SIGPLAN–SIGACT Symposium on Principles of Programming Languages (POPL), Mumbai, India*. 55–68. <https://doi.org/10.1145/2676726.2677000> arXiv:1407.6845 [cs.PL]
- Gilles Barthe, Marco Gaboardi, Emilio Jesús Gallego Arias, Justin Hsu, Aaron Roth, and Pierre-Yves Strub. 2016. Computer-Aided Verification in Mechanism Design. In *Conference on Web and Internet Economics (WINE), Montréal, Québec (Lecture Notes in Computer Science, Vol. 10123)*. Springer-Verlag, 273–293. https://doi.org/10.1007/978-3-662-54110-4_20 arXiv:1502.04052 [cs.GT]
- Noah Bertram, Alex Levinson, and Justin Hsu. 2023. *Cutting the Cake: A Language for Fair Division*. <https://doi.org/10.5281/zenodo.7806738>

- Steven J Brams, Michael A Jones, and Christian Klamler. 2006. Better Ways to Cut a Cake. *Notices of the AMS* 53, 11 (2006), 1314–1321.
- Simina Brânzei, Ioannis Caragiannis, David Kurokawa, and Ariel Procaccia. 2016. An Algorithmic Framework for Strategic Fair Division. *AAAI Conference on Artificial Intelligence, Phoenix, Arizona* (2016). <https://doi.org/10.1609/aaai.v30i1.10042>
- Simina Brânzei and Noam Nisan. 2017. The Query Complexity of Cake Cutting. <https://doi.org/10.48550/ARXIV.1705.02946>
- Marco B Caminati, Manfred Kerber, Christoph Lange, and Colin Rowat. 2015. Sound auction specification and implementation. In *ACM SIGecom Conference on Economics and Computation (EC), Portland, Oregon*. 547–564. <https://doi.org/10.1145/2764468.2764511>
- Leonardo Mendonça de Moura and Nikolaj S. Bjørner. 2008. Z3: An Efficient SMT Solver. In *International Conference on Tools and Algorithms for the Construction and Analysis of Systems (TACAS), Budapest, Hungary (Lecture Notes in Computer Science, Vol. 4963)*, C. R. Ramakrishnan and Jakob Rehof (Eds.). Springer, 337–340. https://doi.org/10.1007/978-3-540-78800-3_24
- Jean-Yves Girard. 1987. Linear Logic. *Theoretical Computer Science* 50 (1987), 1–102. [https://doi.org/10.1016/0304-3975\(87\)90045-4](https://doi.org/10.1016/0304-3975(87)90045-4)
- K Rustan M Leino. 2010. Dafny: An automatic program verifier for functional correctness. In *International Conference on Logic for Programming, Artificial Intelligence and Reasoning (LPAR), Senegal, Dakar*. Springer, 348–370.
- Samuel Merten, Alexander Bagnall, and Gordon Stewart. 2018. Verified Learning Without Regret - From Algorithmic Game Theory to Distributed Systems with Mechanized Complexity Guarantees. In *European Symposium on Programming (ESOP), Thessaloniki, Greece (Lecture Notes in Computer Science, Vol. 10801)*, Amal Ahmed (Ed.). Springer-Verlag, 561–588. https://doi.org/10.1007/978-3-319-89884-1_20
- Jack Robertson and William Webb. 1998. *Cake-cutting algorithms: Be fair if you can*. AK Peters/CRC Press.
- Erel Segal-Halevi, Avinatan Hassidim, and Yonatan Aumann. 2016. Waste Makes Haste: Bounded Time Algorithms for Envy-Free Cake Cutting with Free Disposal. *ACM Transactions on Algorithms* 13, 1 (2016), 12:1–12:32. <https://doi.org/10.1145/2988232>
- Nikhil Swamy, Juan Chen, and Ben Livshits. 2013. Verifying Higher-order Programs with the Dijkstra Monad. In *ACM SIGPLAN Conference on Programming Language Design and Implementation (PLDI), Seattle, Washington*. ACM. <https://doi.org/10.1145/2499370.2491978>
- Emina Torlak and Rastislav Bodik. 2013. Growing solver-aided languages with rosette. In *ACM International Symposium on New ideas, new paradigms, and reflections on programming & software (Onward!), Indianapolis, Indiana*, Antony L. Hosking, Patrick Th. Eugster, and Robert Hirschfeld (Eds.). ACM, 135–152. <https://doi.org/10.1145/2509578.2509586>
- Gerhard J. Woeginger and JiValri Sgall. 2007. On the complexity of cake cutting. *Discrete Optimization* 4, 2 (2007), 213–220. <https://doi.org/10.1016/j.disopt.2006.07.003>

A OMITTED PROOFS

Here we detail proofs from Section 4. To work up to the main proofs, we will need a few technical lemmas. First, the constraint translation only creates logical variables between y_{k+1} and $y_{k+N(e)}$.

LEMMA A.1. *Let e be any expression. For any $k \in \mathbb{N}$, we have $G_Q(k, e) = n(e) + k$ and*

$$\text{FV}(c(k, e, \text{ret})) \cap \mathcal{Y} = \text{FV}(G_s(k, e)) \cap \mathcal{Y} = \text{FV}(G_p(k, e)) \cap \mathcal{Y} = \{y_{k+1}, \dots, y_{k+n(e)}\}.$$

Thus, $N(e) = |\text{FV}(c(k, e, \text{ret})) \cap \mathcal{Y}|$ for any k . Second, the free variables of e are precisely the logical variables in \mathcal{X} appearing in the constraint of e .

LEMMA A.2. *$\text{FV}(e) = \text{FV}(c(k, e, \text{ret})) \cap \mathcal{X}$ for any $k \in \mathbb{N}$.*

Both lemmas follow by induction on e . Next, if the domain of a substitution S covers all free variables in e , then S substitutes away all program variables in the constraint of e . Note that this is not immediate—a substitution replaces variables by logical terms, which might contain other variables—but the structure of substitutions ensures that all program variables are replaced.

LEMMA A.3. *Let S be a substitution such that $\text{FV}(e) \subseteq \text{dom}(S)$. Then*

$$\text{FV}(c(k, e, \text{ret})S) \cap \mathcal{X} = \emptyset.$$

PROOF. Let $S = \{t_n/x_n\} \cdots \{t_1/x_1\}$. We show the more general fact if φ is a formula such that $\text{FV}(\varphi) \cap \mathcal{X} \subseteq \text{dom}(S)$, then

$$\text{FV}(\varphi\{t_n/\widehat{x}_n\} \cdots \{t_{n-i+1}/\widehat{x}_{n-i+1}\}) \cap \mathcal{X} \subseteq \{x_1, \dots, x_{n-i}\} \quad (3)$$

for $i = 0, \dots, n$ by induction on i . The base case follows by definition:

$$\text{FV}(\varphi) \cap \mathcal{X} \subseteq \text{dom}(S) = \{x_1, \dots, x_n\}.$$

Suppose the hypothesis holds for $i - 1$, then we have that

$$\begin{aligned} & \text{FV}(\varphi\{t_n/\widehat{x}_n\} \cdots \{t_{n-(i-1)+1}/\widehat{x}_{n-(i-1)+1}\}\{t_{n-i+1}/\widehat{x}_{n-i+1}\}) \cap \mathcal{X} \\ &= \text{FV}(\varphi\{t_n/\widehat{x}_n\} \cdots \{t_{n-(i-1)+1}/\widehat{x}_{n-(i-1)+1}\}) \setminus \{x_{n-i+1}\} \cup \text{FV}(\{t_{n-i+1}\}) \cap \mathcal{X} \\ &= (\text{FV}(\varphi\{t_n/\widehat{x}_n\} \cdots \{t_{n-(i-1)+1}/\widehat{x}_{n-(i-1)+1}\}) \cap \mathcal{X}) \setminus \{x_{n-i+1}\} \cup (\text{FV}(\{t_{n-i+1}\}) \cap \mathcal{X}) \\ &\subseteq \{x_1, \dots, x_{n-i+1}\} \setminus \{x_{n-i+1}\} \cup \{x_1, \dots, x_{n-i}\} \\ &= \{x_1, \dots, x_{n-i}\} \end{aligned}$$

as desired. Thus taking i to be n , we conclude that

$$\text{FV}(\varphi\{t_n/\widehat{x}_n\} \cdots \{t_1/\widehat{x}_1\}) \cap \mathcal{X} \subseteq \emptyset.$$

Applying Lemma A.2, our claim is shown. \square

THEOREM 4.5 (SOUNDNESS). *Let e be a well-typed expression, σ an environment such that $\text{FV}(e) \subseteq \text{dom}(\sigma)$, S a substitution, \overline{v} a set of valuation functions, $v \in \mathcal{V}$, and μ an interpretation from $M_{\overline{v}}$ that marries σ and S . If $\langle e, \sigma \rangle \Downarrow_{\overline{v}} v$, then for any $k \geq m(S)$, there is an interpretation μ' from $M_{\overline{v}}$ that agrees with μ on $\{y_1, \dots, y_k\}$ such that $\mu' \models c(k, e, \widehat{v})S$.*

PROOF. We proceed by induction on the derivation of $\langle e, \sigma \rangle \Downarrow_{\overline{v}} v$. Suppose that σ and S are both on x_1, \dots, x_n . We proceed by case analysis on the evaluation rule for $\langle e, \sigma \rangle \Downarrow_{\overline{v}} v$.

[VAL] We have $c(k, e, \widehat{v}) = c(k, v, \widehat{v}) = (\widehat{v} = \widehat{v})$ for any k , so $\mu \models c(k, e, \widehat{v})$.

[VAR] We have $v = \sigma(x)$. Because μ marries σ and S , $\mu(xS) = \sigma(x)$ and so

$$\mu \models (\widehat{\sigma(x)} = \widehat{x})S.$$

Noting that $c(k, x, \widehat{\sigma(x)}) = \text{true} \wedge (\widehat{\sigma(x)} = \widehat{x})$ finishes this case, setting $\mu' = \mu$.

[LET] We have $e = (\text{let } x = e_1 \text{ in } e_2)$ such that $\langle e_1, \sigma \rangle \Downarrow_{\overline{v}} v_1$ and $\langle e_2, \sigma' \rangle \Downarrow_{\overline{v}} v$, where we set $\sigma' = \sigma[x \mapsto v_1]$. Because $\text{FV}(e_1) \subseteq \text{FV}(e) \subseteq \text{dom}(\sigma)$ and μ marries σ and S , we can apply the inductive hypothesis to obtain an interpretation $\mu_1 \in M_{\overline{v}}$ such that

$$\mu_1 \models c(k, e_1, \widehat{v}_1)S.$$

Unpacking, we have

$$\mu_1 \models (G_\rho(k, e_1) = \widehat{v}_1)S,$$

which can be expressed as

$$\mu_1(\widehat{xS'}) = \sigma'(x),$$

where we set $S' = \{G_\rho(k, e_1)/\widehat{x}\}S$. This shows that μ_1 also marries σ' and S' . Notice in addition that $\text{FV}(e_2) \subseteq \text{dom}(\sigma')$. Thus by induction, for $k' = k + N(e_1) = m(S')$ (from Lemma A.1 and because $k \geq m(S)$), there is some proper interpretation μ' from $M_{\overline{v}}$ such that

$$\mu' \models c(k', e_2, \widehat{v})S', \quad (4)$$

and μ' agrees with μ_1 up to k' . By Lemma A.1, $\text{FV}(c(k, e_1, \widehat{v}_1)S) \subseteq \{y_1, \dots, y_{k'}\}$, so we additionally obtain

$$\mu' \models c(k, e_1, \widehat{v}_1)S. \quad (5)$$

Combining (5) with (4), we have

$$\mu' \models G_s(k, e_1)S \wedge G_s(k', e_2)S' \wedge (\widehat{v} = G_\rho(k', e_2))S'.$$

Recalling how we defined k' and S' , we notice that the above is exactly

$$\mu' \models c(k, e, \widehat{v})S.$$

Lastly, because μ' agrees with μ_1 up to k' and μ_1 agrees with μ up to k , we conclude that μ' agrees with μ up to k , so we are done with this case.

[Ops] We have $v = \llbracket o \rrbracket(v_1, \dots, v_n)$, $e = o(e_1, \dots, e_n)$, and $\langle e_i, \sigma \rangle \Downarrow_{\overline{V}} v_i$ for $i = 1, \dots, n$ for some $v_1, \dots, v_n \in \mathcal{V}$, $o \in \mathcal{O}$, and e_1, \dots, e_n . By induction, we have $\mu_i \in M_{\overline{V}}$ such that

$$\mu_i \models c(k + N(e_1, \dots, e_{i-1}), e_i, \widehat{v}_i)S \quad (6)$$

and μ_i agrees with μ up to k for all $i = 1, \dots, n$. By Lemma A.1, the variables from \mathcal{Y} in all the constraints are pair-wise disjoint. Thus, we can obtain an interpretation μ' from $M_{\overline{V}}$ that agrees with μ up to k for which

$$\mu' \models c(k + N(e_1, \dots, e_{i-1}), e_i, \widehat{v}_i)S$$

for $i = 1, \dots, n$. Recalling the definition of the constraint of e , we have $\mu' \models G_s(k + N(e_1, \dots, e_{i-1}), e_i)S$ and $\mu'(G_\rho(k + N(e_1, \dots, e_{i-1}), e_i)S) = v_i$ for $i = 1, \dots, n$. Because $\mu'(o) = \llbracket o \rrbracket$ as μ' is proper, we also have

$$\mu'(o(G_\rho(k, e_1), \dots, G_\rho(k + N(e_1, \dots, e_{n-1}), e_n))S) = \llbracket o \rrbracket(v_1, \dots, v_n) = v,$$

so we can conclude that

$$\mu' \models c(k, e, \widehat{v})S.$$

The cases of [PAIR], [PROJ], [CAKE], [LT], [RT], and [EVAL] are all handled near identically to [Ops] so we omit them.

[IFTRUE] We have $e = (\text{if } e_1 \text{ then } e_2 \text{ else } e_3)$, and $\langle e_1, \sigma \rangle \Downarrow_{\overline{V}} \text{true}$, and $v = v_2$. By induction, there exists $\mu_1 \in M_{\overline{V}}$ such that

$$\mu_1 \models c(k, e_1, \widehat{\text{true}})S$$

and $\mu_2 \in M_{\overline{V}}$ such that

$$\mu_2 \models c(k + N(e_1), e_2, \widehat{v}_2)S$$

and both agree with μ up to k . We can construct an interpretation $\mu' \in M_{\overline{V}}$ by setting $\mu'(y_j) = \mu_1(y_j)$ for $j = 1, \dots, k + N(e_1)$, and $\mu'(y_j) = \mu_2(y_j)$ for all other j . Using Lemma A.1, we have

$$\mu' \models c(k, e_1, \widehat{\text{true}})S \wedge c(k, e_2, \widehat{v}_2)S. \quad (7)$$

This means in particular that $\mu'(G_\rho(k, e_1)S) = \text{true}$ and also that $\mu'(G_\rho(k + N(e_1), e_2)S) = v_2$. By the interpretation of ite , we have

$$\mu'(\text{ite}(G_\rho(k, e_1), G_\rho(k + N(e_1), e_2), G_\rho(k + N(e_1, e_2), e_3))S) = \widehat{v}_2. \quad (8)$$

Using (7) again, we also have

$$\mu' \models G_s(k, e_1)S \wedge G_s(k + N(e_1), e_2)S \wedge (G_\rho(k, e_1)S = \text{true}),$$

which implies

$$\begin{aligned} \mu' \models & (G_s(k, e_1)S \wedge G_s(k + N(e_1), e_2)S \wedge (G_\rho(k, e_1)S = \text{true})) \\ & \vee (G_s(k, e_1)S \wedge G_s(k', e_3)S \wedge (G_\rho(k, e_1)S = \text{false})) \end{aligned}$$

But now we can factor out $G_s(k, e_1)$ and S to arrive at

$$\begin{aligned} \mu' \models & (G_s(k, e_1) \\ & \wedge (G_s(k + N(e_1), e_2) \wedge (G_\rho(k, e_1) = \text{true})) \\ & \vee (G_s(k + N(e_1, e_2), e_3) \wedge (G_\rho(k, e_1) = \text{false})))S. \end{aligned}$$

Combining this with (8), we have

$$\mu' \models c(k, e, \widehat{v})S$$

as desired.

[IFFALSE] Similar to **[IFTRUE]**.

[MARK] We have $e = \text{mark}_a(e_1, e_2)$ and $\langle e_1, \sigma \rangle \Downarrow_{\overline{V}} v_1$ and $\langle e_2, \sigma \rangle \Downarrow_{\overline{V}} v_2$, and $\langle e, \sigma \rangle \Downarrow_{\overline{V}} r$ for some $r \in \mathbb{R}$. Additionally, we have $V_a([v_1, 1]) \geq v_2$ and $V_a([v_1, r]) = v_2$. Using the inductive hypothesis, there exists μ_1 and μ_2 from $M_{\overline{V}}$ such that $\mu_1 \models c(k, e_1, \widehat{v}_1)S$ and $\mu_2 \models c(k + N(e_1), e_2, \widehat{v}_2)S$, for which both μ_1 and μ_2 agree with μ up to k . From here, we can see from Lemma A.1 that $\text{FV}(c(k + N(e_1), e_2, \widehat{v}_2)) \cap \text{FV}(c(k, e_1, \widehat{v}_1)) \cap \mathcal{Y} = \emptyset$. Therefore, using μ_1 and μ_2 , we can construct μ' from $M_{\overline{V}}$ that agrees with μ up to k , and in particular $\mu'(y_{k'}) = r$, where $k' = k + N(e_1) + 1$, and

$$\mu' \models G_s(k, e'_1)S \wedge G_s(k + N(e'_1), e'_2)S \wedge \text{Val}_a([v_1, 1] \geq \widehat{v}_2) \wedge (\text{Val}_a([v_1, y_{k'}]) = \widehat{v}_2) \wedge (\widehat{v} = y_{k'}).$$

Pulling out S , we have $\mu' \models c(k, e, \widehat{v})S$ as desired.

[DIV] We have $v = ([r_1, r_2], [r_2, r'_1])$, $r_1 \leq r_2 \leq r'_1$, $e = \text{divide}(e_1, e_2)$, and both $\langle e_1, \sigma \rangle \Downarrow_{\overline{V}} [r_1, r'_1]$ and $\langle e_2, \sigma \rangle \Downarrow_{\overline{V}} r_2$. By induction, we have $\mu_1, \mu_2 \in M_{\overline{V}}$ such that

$$\mu_1 \models c(k, e_1, \widehat{[r_1, r'_1]})S \quad \text{and} \quad \mu_2 \models c(k + N(e_1), e_2, \widehat{r_2})S \quad (9)$$

and both μ_1 and μ_2 agree with μ on $\{y_1, \dots, y_k\}$. By Lemma A.1,

$$\text{FV}(c(k, e_1, \widehat{[r_1, r'_1]})) \cap \text{FV}(c(k + N(e_1), e_2, \widehat{r_2})) \cap \mathcal{Y} = \emptyset.$$

Thus, we can obtain an interpretation μ' from $M_{\overline{V}}$ that agrees with μ on $\{y_1, \dots, y_k\}$ for which

$$\mu' \models c(k, e_1, \widehat{[r_1, r'_1]})S \wedge c(k + N(e_1), e_2, \widehat{r_2})S$$

Recalling the definition of the constraint of e , we have $\mu' \models G_s(k, e_1)S \wedge G_s(k + N(e_1), e_2)S$ and $\mu'(G_\rho(k, e_1)S) = [r_1, r'_1]$ and $\mu'(G_\rho(k + N(e_1), e_2)S) = r_2$. Because $\mu'(\ell)$ and $\mu'(r)$ gives the left and right endpoints of an interval respectively, we also have that $\mu'(\ell(G_\rho(k, e_1)S)) = r_1$ and $\mu'(r(G_\rho(k, e_1)S)) = r'_1$. Thus, because $r'_1 \geq r_2 \geq r_1$ and using that μ' is proper again, it is easy to see that

$$\mu' \models c(k, e, \widehat{v})S.$$

The cases of **[PAIR]**, **[PROJ]**, **[CAKE]**, **[LT]**, **[RT]**, and **[EVAL]** are all handled near identically to **[OPS]** so we omit them. \square

THEOREM 4.7 (COMPLETENESS). *Let e be a well-typed expression, S a substitution such that $\text{FV}(e) \subseteq \text{dom}(S)$, \overline{V} a set of valuation functions, $v \in \mathcal{V}$, and σ an environment. If there exists $k \geq 0$ and interpretation μ from $M_{\overline{V}}$ that marries σ and S for which $\mu \models c(k, e, \widehat{v})S$, then $\langle e, \sigma \rangle \Downarrow_{\overline{V}} v$.*

PROOF. We proceed by induction on the syntax of e . Suppose that $\mu \models c(k, e, \widehat{v})S$, where S is a substitution on x_1, \dots, x_n , and that σ is an environment on x_1, \dots, x_n such that μ marries σ and S . We have the following cases.

Case $e = v$: Immediate.

Case $e = x$: We have $x \in \text{dom}(S) = \text{dom}(\sigma)$. Because $c(k, e, \widehat{v}) = \text{true} \wedge (\widehat{x} = \widehat{v})$, we have $\mu(\widehat{x}S) = v$. Since μ marries σ and S , we have that $\sigma(x) = \mu(\widehat{x}S)$. Because $\langle x, \sigma \rangle \Downarrow_{\overline{V}} \sigma(x)$ by [VAR], we are done with this case.

Case $e = (\text{let } x = e_1 \text{ in } e_2)$: We have

$$\mu \models G_s(k, e_1)S \wedge G_s(k + N(e_1), e_2)S' \wedge (\widehat{v} = G_\rho(k + N(e_1), e_2))S',$$

where we set $S' = \{G_\rho(k, e_1)/x\}S$. Thus both $\mu \models c(k, e_1, \widehat{v}_1)S$ and $\mu \models c(k + N(e_1), \widehat{v}_2)S'$, where we let $v_1 = \mu(G_\rho(k, e_1)S)$, and $v_2 = \mu(G_\rho(k + N(e_1), e_2)S')$. Thus, μ marries σ' with S' , where we set $\sigma' = \sigma[x \mapsto v_1]$. Therefore by two applications of the induction hypothesis, we have $\langle e_1, \sigma \rangle \Downarrow_{\overline{V}} v_1$ and $\langle e_2, \sigma' \rangle \Downarrow_{\overline{V}} v_2$. But then we can obtain by [[]Let] that $\langle e, \sigma \rangle \Downarrow_{\overline{V}} v_2$. Because $\mu(\widehat{v}) = \mu(\widehat{v}_2)$, we have that $v = v_2$ so we are done with this case.

Case $e = o(e_1, \dots, e_n)$: We have $\mu \models c(k + N(e_1, \dots, e_{i-1}), e_i, \widehat{v}_i)S$, for $i = 1, \dots, n$, where $v_i = \mu(G_\rho(k + N(e_1, \dots, e_{i-1}), e_i)S)$. By induction, we have $\langle e_i, \sigma \rangle \Downarrow_{\overline{V}} v_i$ for $i = 1, \dots, n$, which means that $\langle e, \sigma \rangle \Downarrow_{\overline{V}} \llbracket o \rrbracket(v_1, \dots, v_n)$, using that e is well-typed and [OPS]. Because $\mu \models c(k, e, \widehat{v})S$, we have that

$$v = \mu(\widehat{v}) = \mu(o(G_\rho(k, e_1), \dots, G_\rho(k + N(e_1, \dots, e_{n-1}), e_n))S) = \llbracket o \rrbracket(v_1, \dots, v_n),$$

so we are done with this case.

Case $e = (\text{if } e_1 \text{ then } e_2 \text{ else } e_3)$: We have $\mu \models c(k, e_1, \widehat{v}_1)S$, where $v_1 = \mu(G_\rho(k, e_1)S)$. Because e is well-typed, we either have $v_1 = \text{true}$ or $v_1 = \text{false}$. Suppose the former. By induction, we have $\langle e_1, \sigma \rangle \Downarrow_{\overline{V}} \text{true}$ and we have $\mu \models c(k + N(e_1), e_2, \widehat{v})S$, using the definition of *ite* along with $\mu \models c(k, e, \widehat{v})$. By induction, $\langle e_2, \sigma \rangle \Downarrow_{\overline{V}} v$. Thus $\langle e, \sigma \rangle \Downarrow_{\overline{V}} v$, using that e is well-typed so that we can apply [IFTRUE]. The other case with $v_1 = \text{false}$ is similar.

Case $e = \text{mark}_a(e_1, e_2)$: We have both $\mu \models c(k, e_1, \widehat{v}_1)S$ and $\mu \models c(k + N(e_1), e_2, \widehat{v}_2)S$, where we set $v_1 = \mu(G_\rho(k, e_1)S)$, and $v_2 = \mu(G_\rho(k + N(e_1), e_2)S)$. By induction, we have $\langle e_1, \sigma \rangle \Downarrow_{\overline{V}} v_1$ and $\langle e_2, \sigma \rangle \Downarrow_{\overline{V}} v_2$. Now let $r = \mu(y_{k+N(e_1, e_2)+1})$. Since $\mu \models c(k, e, v)S$, we also have $V_a([v_1, r]) = v_2$. But this means that $\langle e, \sigma \rangle \Downarrow_{\overline{V}} r$ by [MARK].

Case $e = \text{divide}(e_1, e_2)$: We have $\mu \models c(k, e_1, \widehat{r}_1)S$, and $\mu \models c(k + N(e_1), e_2, \widehat{r}_2)S$ where we set $r_1 = \mu(\ell(G_\rho(k, e_1)S))$, $r'_1 = \mu(r(G_\rho(k, e_1)S))$, and $r_2 = \mu(G_\rho(k + N(e_1), e_2)S)$. By induction and μ being proper, we have that $\langle e_1, \sigma \rangle \Downarrow_{\overline{V}} [r_1, r'_1]$ and $\langle e_2, \sigma \rangle \Downarrow_{\overline{V}} r_2$. Using that $\mu \models G_s(k, e)S$, we have that $r'_1 \geq r_2 \geq r_1$. Therefore, we can apply [DIV] to obtain $\langle e, \sigma \rangle \Downarrow_{\overline{V}} ([r_1, r_2], [r_2, r'_1])$. Using that μ' is proper, we can argue similarly to the case of $e = o(e_1, \dots, e_n)$ to obtain that $v = ([r_1, r_2], [r_2, r'_1])$, so we are done with this case.

The remaining cases are similar. □

B IMPLEMENTATION DETAILS

Constraint translation: if-then-else. Our implementation uses a slightly different translation for if-then-else, shown in Figure 12. It is easy to see that these constraints are logically equivalent to the translation for if-then-else in Fig. 4, but we found that Z3 performs much better using the translation here.

$$\begin{aligned}
G_Q(k, \text{if } e_1 \text{ then } e_2 \text{ else } e_3) &\triangleq k + N(e_1, e_2, e_3) + 1 \\
G_S(k, \text{if } e_1 \text{ then } e_2 \text{ else } e_3) &\triangleq (((G_P(k, e_1) = \text{true}) \wedge G_S(k + N(e_1), e_2) \\
&\quad \wedge (y_{k+N(e_1, e_2, e_3)+1} = G_P(k + N(e_1), e_2)) \\
&\quad \vee ((G_P(k, e_1) = \text{false}) \wedge G_S(k + N(e_1, e_2), e_3) \\
&\quad \wedge (y_{k+N(e_1, e_2, e_3)+1} = G_P(k + N(e_1, e_2), e_3))) \\
&\quad \wedge G_S(k, e_1)) \\
G_P(k, \text{if } e_1 \text{ then } e_2 \text{ else } e_3) &\triangleq y_{k+N(e_1, e_2, e_3)}
\end{aligned}$$

Fig. 12. Constraint translation.

Axioms on valuations. We used the following axioms for valuations in our implementation:

- (1) $V([0, 1]) = 1$
- (2) $V(I) \geq 0$
- (3) $(\ell(I_2) = r(I_1)) \Rightarrow V(I_1) + V(I_2) = V([\ell(I_1), r(I_2)])$
- (4) $I_2 \subseteq I_1 \Rightarrow V(I_2) \leq V(I_1)$
- (5) $V(I) \leq 1$
- (6) $(I = \{r\}) \Rightarrow V(I) = 0$
- (7) $\ell(I_1) \geq \ell(I_2), V(I_1) \geq V(I_2) \Rightarrow r(I_1) \geq r(I_2)$
- (8) $r(I_1) \geq r(I_2), V(I_2) \geq V(I_1) \Rightarrow \ell(I_1) \geq \ell(I_2)$

for any intervals $I, I_1, I_2 \subseteq [0, 1]$. The first three axioms correspond to the first three assumptions in Section 2. The continuity assumption is already built into the constraint generated for mark; indeed, all protocols in the Robertson-Webb model require this assumption on valuations. The remaining assumptions are general facts about valuations; while they are derivable from the first three axioms, we found that including these assumptions was useful for Z3.

C A CUSTOM CONSTRAINT TRANSLATION FOR VERIFYING PROGRESS

We've seen in Section 4 how to verify properties that concern the output of protocols. However, what about properties of protocols that don't concern the output? One such property is progress, that is, a protocol will always step to a value, assuming it is well-typed. It could be the case that a protocol is envy-free in the sense that whenever it steps to an allocation, that allocation is envy-free, yet the protocol may get stuck. Certainly this kind of behavior is not ideal, so that progress is valuable to verify.

Completeness from Section 4 could be employed to show this, however that would require showing that $c(e, \text{ret})$ is satisfiable in $M_{\bar{V}}$ for every set of valuation functions \bar{V} . This approach does not as easily lend itself to SMT solvers. In this section, we propose another translation that lends itself more easily to SMT solvers.

To be more clear, progress is the property that a protocol will always step to a value. This means that whenever $e = \text{mark}_a(e_1, e_2)$ and $\langle e_1, \sigma \rangle \Downarrow v_1, \langle e_2, \sigma \rangle \Downarrow v_2$, we require that there exists $r \in [0, 1]$ such that $V_a([v_1, r]) = v_2$, and whenever $e = \text{divide}(e_1, e_2)$, and $\langle e_1, \sigma \rangle \Downarrow [r_1, r'_1], \langle e_2, \sigma \rangle \Downarrow r_2$, it must be the case that $r_1 \leq r_2 \leq r'_1$. In light of Theorem 4.5, if we can show that $c(k, (e_1, e_2), (v_1, v_2))$ implies that $\text{Val}_a([v_1, 1]) \geq v_2$, and that $c(k, (e_1, e_2), (r_1, r_2))$ implies that $r'_1 \geq r_2 \geq r_1$, then we are

$$\begin{aligned}
m_a(k, e_1, e_2, B, S) &\triangleq \forall \text{ret}. \exists y_1, \dots, y_{k+N(e_1, e_2)}. (c(k, (e_1, e_2), \text{ret})S \wedge B \Rightarrow (V_a([\pi_1 \text{ret}, 1]) \geq \pi_2 \text{ret}))) \\
d(k, e_1, e_2, B, S) &\triangleq \forall \text{ret}. \exists y_1, \dots, y_{k+N(e_1, e_2)}. (c(k, (e_1, e_2), \text{ret})S \wedge B \Rightarrow (\ell(\pi_1 \text{ret}) \leq \pi_2 \text{ret} \leq r(\pi_1 \text{ret}))) \\
\alpha(k, \text{mark}_a(e_1, e_2), B, S) &\triangleq \alpha(k, e_1, B, S) \wedge \alpha(k, e_2, B, S) \wedge m_a(k, e_1, e_2, B, S) \\
\alpha(k, \text{divide}(e_1, e_2), B, S) &\triangleq \alpha(k, e_1, B, S) \wedge \alpha(k, e_2, B, S) \wedge d(k, e_1, e_2, B, S) \\
\alpha(k, \text{if } e_1 \text{ then } e_2 \text{ else } e_3, B, S) &\triangleq \alpha(k, e_1, B, S) \\
&\quad \wedge \alpha(k + N(e_1), e_2, (G_\rho(k, e_1) = \text{true})S \wedge G_s(k, e_1)S \wedge B, S) \\
&\quad \wedge \alpha(k + N(e_1), e_3, (G_\rho(k, e_1) = \text{false})S \wedge G_s(k, e_1)S \wedge B, S) \\
\alpha(k, \text{let } x = e_1 \text{ in } e_2, B, S) &\triangleq \alpha(k, e_1, B, S) \wedge \alpha(k + N(e_1), e_2, B \wedge G_s(k, e_1)S, \{G_\rho(k, e_1)/\widehat{x}\}S) \\
\alpha(k, v, B, S) &\triangleq \text{true} \\
\alpha(k, x, B, S) &\triangleq \text{true} \\
\alpha(e(e_1, \dots, e_n), B, S) &\triangleq \alpha(k, e_1, B, S) \wedge \dots \wedge \alpha(k, e_n, B, S) \quad \text{for all remaining expressions.}
\end{aligned}$$

Fig. 13. Constraint translation: progress.

able to show that a protocol always has progress. However, branch conditions may also help show these facts. These considerations motivate the following definition.

Let $\alpha : \mathbb{N} \times \text{Exp} \times \text{Form} \times S \rightarrow \text{Form}$ be as given on expressions in Figure 13, where S is the set of substitutions. We give a high level explanation. We would like it to be the case that if $\alpha(k, e, B, S)$ is interpreted to be true, then e always steps to a value. This is why for all expressions besides mark, divide, and if then else, α is just passed through its subexpressions. B is meant to be thought of as a formula keeping track of branch conditions and previous side conditions in the protocol, which is why B only gets updated when passing to subexpressions for conditionals and the let binding. The substitution S is required for properly keeping track of bound program variables, in a similar way that they are used in Section 4. We would like to keep just enough facts in order to always prove progress. The following example may be illuminating.

Example. Consider again Cut-choose, from Figure 3. We have

$$\begin{aligned}
\alpha(0, e, \text{true}) &= \forall \text{ret}. (\text{ret} = (0, 1/2)) \Rightarrow (\text{Val}_1([\pi_1 \text{ret}, 1]) \geq \pi_2 \text{ret}) \wedge \\
&\forall \text{ret}. (\exists y_1. (\text{Val}_1([0, y_1]) = 1/2) \wedge (\text{Val}_1([0, 1]) \geq 1/2) \wedge (\text{ret} = y_1)) \Rightarrow r(\pi_1(\text{ret})) \geq \pi_2(\text{ret}) \geq \ell(\pi_1(\text{ret})).
\end{aligned}$$

where we just omit all conjunctions with true. The first line corresponds to the mark subexpression, while the second line corresponds to the divide subexpression. It is clear from inspection that $\alpha(0, e, \text{true})$ is satisfiable by any proper interpretation.

We now ramp up to showing that α achieves its purpose through some helpful technical facts.

LEMMA C.1. *For any formula B and substitution S such that $\text{FV}(B) \cup \text{FV}(S) \subseteq \{y_1, \dots, y_k\}$,*

$$\text{FV}(\alpha(k', e, B, S)) \cap \mathcal{Y} = \emptyset$$

if $k' \geq k$.

PROOF. Induction on the structure of e . □

LEMMA C.2. *Let e be any expression, B any formula, and S any substitution such that $\text{FV}(e) \subseteq \text{dom}(S)$ and $\text{FV}(B) \cap X = \emptyset$. Then $\text{FV}(\alpha(k, e, B, S)) \cap X = \emptyset$.*

PROOF. Induction on the structure of e . □

In light of these facts, we now state and prove our desired result.

PROPOSITION C.3. *Let $\langle e, \sigma \rangle$ be a configuration such that $\text{FV}(e) \subseteq \text{dom}(\sigma)$. If there is a formula B , substitution S , and interpretation $\mu \in M_{\overline{V}}$ and natural number k such that*

- (1) $\text{FV}(B) \subseteq \{y_1, \dots, y_k\}$
- (2) $k \geq m(S)$
- (3) μ marries σ and S
- (4) $\mu \models \alpha(k, e, B, S) \wedge B$

Then $\langle e, \sigma \rangle \Downarrow_{\overline{V}} v$ for some $v \in \mathcal{V}$.

PROOF. We proceed by induction on the sub-expression relation.

In the case that either $e = v$ or $e = x$, we are immediately done.

Suppose that $e = \text{mark}_a(e_1, e_2)$. By definition of α , we have that both $\mu \models \alpha(k, e_1, B, S)$ and $\mu \models \alpha(k, e_2, B, S)$. By induction, there exists v_1, v_2 such that $\langle e_1, \sigma \rangle \Downarrow_{\overline{V}} v_1$, and $\langle e_2, \sigma \rangle \Downarrow_{\overline{V}} v_2$. We then have $\langle (e_1, e_2), \sigma \rangle \Downarrow_{\overline{V}} (v_1, v_2)$. By Theorem 4.5, we have that

$$\mu' \models c(k, (e_1, e_2), (v_1, v_2))S$$

for some proper interpretation μ' that agrees with μ up to k . Thus we can say that

$$\mu \models \exists y_1, \dots, y_{k+N(e_1, e_2)}. c(k, (e_1, e_2), (v_1, v_2))S$$

But since $\mu \models B$, we also have that $\mu' \models B$, using assumption (1) and that μ' agrees with μ up to k , hence

$$\mu' \models (c(k, (e_1, e_2), (v_1, v_2))S \wedge B).$$

By Lemma A.1 and assumption (2) and the above, we have

$$\text{FV}(c(k, (e_1, e_2), (v_1, v_2))S \wedge B) \subseteq \{y_1, \dots, y_{k+N(e_1, e_2)}\},$$

so we also obtain

$$\mu \models \exists y_1, \dots, y_{k+N(e_1, e_2)}. c(k, (e_1, e_2), (v_1, v_2))S \wedge B.$$

Thus because $\mu \models m_a(k, e_1, e_2, B, S)$, taking ret to be $\widehat{(v_1, v_2)}$, we obtain $\mu \models \text{Val}_a([\widehat{v_1}, 1]) \geq \widehat{v_2}$. This means that there is some $r \in \mathbb{R}$ such that $V_a([v_1, r]) = v_2$. We can then conclude that $\langle e, \sigma \rangle \Downarrow_{\overline{V}} r$.

Now if $e = \text{divide}(e_1, e_2)$, quite a similar argument can be made.

Suppose that $e = \text{if } e_1 \text{ then } e_2 \text{ else } e_3$. Then we have that

$$\mu \models \alpha(k, e_1, B, S),$$

$$\mu \models \alpha(k + N(e_1), e_2, (G_\rho(k, e_1) = \text{true})S \wedge G_s(k, e_1)S \wedge B, S)$$

and

$$\mu \models \alpha(k + N(e_1), e_3, (G_\rho(k, e_1) = \text{false})S \wedge G_s(k, e_1)S \wedge B, S).$$

Immediately by induction, $\langle e_1, \sigma \rangle \Downarrow_{\overline{V}} \text{true}$ or $\langle e_1, \sigma \rangle \Downarrow_{\overline{V}} \text{false}$. Suppose the former is true. Then by Theorem 4.5, we have that there exists μ' such that $\mu' \models c(k, e_1, \text{true})S$ and μ' agrees with μ up to k . This means that $\mu' \models B'$, where

$$B' = (G_\rho(k, e_1) = \text{true})S \wedge G_s(k, e_1)S \wedge B.$$

Notice that $\text{FV}(B') \cap X \subseteq \text{dom}(\sigma)$ by Lemma A.2 and that $\text{FV}(B') \cap Y \subseteq \{y_1, \dots, y_{k+N(e_1)}\}$ by Lemma A.1 and by assumption on B . Because

$$\text{FV}(\alpha(k + N(e_1), e_2, (G_\rho(k, e_1) = \text{true})S \wedge G_s(k, e_1)S \wedge B, S)) = \emptyset,$$

by Lemma C.2 and Lemma C.1, we also have that

$$\mu' \models \alpha(k + N(e_1), e_2, (G_\rho(k, e_1) = \text{true})S \wedge G_s(k, e_1)S \wedge B, S),$$

as both μ and μ' are proper. Thus we can apply induction to obtain that $\langle e_2, \sigma \rangle \Downarrow_{\bar{V}} v_2$ for some v_2 . This means that $\langle e, \sigma \rangle \Downarrow_{\bar{V}} v_2$. The latter case is argued similarly.

Suppose $e = (\text{let } x = e_1 \text{ in } e_2)$. Then $\mu \models \alpha(k, e_1, B, S)$ and $\mu \models \alpha(k + N(e_1), e_2, B', S')$, where we set $B' = B \wedge G_s(k, e_1)S$ and $S' = \{G_\rho(k, e_1)/x\}S$. We can apply induction immediately to obtain that $\langle e_1, \sigma \rangle \Downarrow_{\bar{V}} v_1$ for some v_1 . By Theorem 4.5, there exists a proper interpretation μ' such that

$$\mu' \models c(k, e_1, \widehat{v_1})S,$$

and μ' agrees with μ up to k . Expanding the constraint of e_1 , we see that $\mu'(G_\rho(k, e_1)S) = v_1$ so that μ' marries $\sigma[x \mapsto v_1]$ and S' . Now by Lemma C.1 and Lemma C.2,

$$\text{FV}(\alpha(k + N(e_1), e_2, B', S')) = \emptyset,$$

so we also have

$$\mu' \models \alpha(k + N(e_1), e_2, B', S').$$

Recalling that μ' agrees with μ up to k and $\text{FV}(B) \cap Y \subseteq \{y_1, \dots, y_k\}$, we obtain that $\mu' \models B'$ as well. Therefore we can apply induction again to obtain $\langle e_2, \sigma[x \mapsto v_1] \rangle \Downarrow_{\bar{V}} v_2$ for some $v_2 \in \mathcal{V}$. This means that $\langle e, \sigma \rangle \Downarrow_{\bar{V}} v_2$. \square

The above proposition has many conditions. As we have seen in earlier, it becomes much simpler when an expression has no free variables.

COROLLARY C.4. *Let e be an expression with no free variables. If there exists $\mu \in M_{\bar{V}}$ such that*

$$\mu \models \alpha(0, e, \text{true}, \epsilon),$$

then $\langle e, \epsilon \rangle \Downarrow_{\bar{V}} v$ for some $v \in \mathcal{V}$.

We can apply this result as follows. Given an expression with no free variables, $\alpha(0, e, \text{true}, \epsilon)$, also has no free variables by Lemma C.2 and Lemma C.1. Thus $\alpha(0, e, \text{true}, \epsilon)$ is satisfiable in $M_{\bar{V}}$ if and only if it is valid in $M_{\bar{V}}$. So if we can show $\models \alpha(0, e, \text{true}, \epsilon)$, then we have shown that $\langle e, \epsilon \rangle \Downarrow_{\bar{V}} v$ for some $v \in \mathcal{V}$ for any \bar{V} . SMT solvers can be employed to check $\models \alpha(0, e, \text{true}, \epsilon)$ in a similar way described in Section 6.

D SELFIDGE-CONWAY-SURPLUS

The Selfridge-Conway-Surplus protocol follows the Selfridge-Conway protocol but stops early, disposing the *Rest* interval instead of dividing it among the agents. Figure 14 presents the code for this protocol, and Figure 15 shows one possible allocation.

Received 2022-11-10; accepted 2023-03-31

SelfridgeConwaySurplus :

```

let  $(I_1, I'_1) = \text{divide}(\text{cake}, \text{mark}_1(0, 1/3))$  in
let  $(I_2, I_3) = \text{divide}(I'_1, \text{mark}_1(0, 2/3))$  in
let  $(A, B, C) = \text{sort}_2(I_1, I_2, I_3)$  in
if  $\text{eval}_2(A) = \text{eval}_2(B)$  then
  let  $(A, B, C) = \text{sort}_3(A, B, C)$  in
  let  $(B, C) = \text{sort}_2(B, C)$  in
  alloc( $C, B, A$ )
else
  let  $m = \text{mark}_2(\text{left } A, \text{eval}_2(B))$  in
  let  $(Trim, Rest) = \text{divide}(A, m)$  in
  let  $(A, B, C) = \text{sort}_3(Trim, B, C)$  in
  if  $A \neq Trim$  then
    if  $B = Trim$  then
      alloc( $C, B, A$ )
    else
      alloc( $B, C, A$ )
  else
    let  $(B, C) = \text{sort}_2(B, C)$  in
    alloc( $C, B, A$ )

```

Fig. 14. SelfridgeConwaySurplus in SLICE.

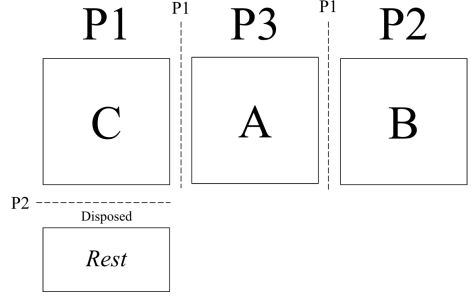


Fig. 15. Possible allocation from SelfridgeConwaySurplus.