

---

# InstructBio: A Large-scale Semi-supervised Learning Paradigm for Biochemical Problems

---

**Fang Wu**  
Tsinghua University  
Beijing, China

**Huiling Qin**  
JD Technology  
Beijing, China

**Siyuan Li**  
Westlake University  
Hangzhou, China

**Xianyuan Zhan**  
Tsinghua University  
Beijing, China

**Stan Z. Li\***  
Westlake University  
Hangzhou, China

**Jinbo Xu\***  
Tsinghua University  
Beijing, China

## Abstract

In the field of artificial intelligence for science, it is consistently an essential challenge to face a limited amount of labeled data for real-world problems. The prevailing approach is to pretrain a powerful task-agnostic model on a large unlabeled corpus but may struggle to transfer knowledge to downstream tasks. In this study, we propose InstructBio, a semi-supervised learning algorithm, to take better advantage of unlabeled samples. It introduces an instructor model to provide the confidence ratios as the measurement of pseudo-labels' reliability. These confidence scores then guide the target model to pay distinct attention to different data points, avoiding the over-reliance on labeled data and the negative influence of incorrect pseudo-annotations. Comprehensive experiments show that InstructBio substantially improves the generalization ability of molecular models, in not only molecular property predictions but also activity cliff estimations, demonstrating the superiority of the proposed method. Furthermore, our evidence indicates that InstructBio can be equipped with cutting-edge pretraining methods and used to establish large-scale and task-specific pseudo-labeled molecular datasets, which reduces the predictive errors and shortens the training process. Our work proves that semi-supervised learning can be a promising tool to overcome the data scarcity limitation and significantly advance molecular representation learning.

## 1 Introduction

Machine learning has become a critical tool in many biochemical applications, such as fast and accurately predicting molecular properties and generating desired drugs and materials [1–3]. However, the effectiveness of machine learning models is heavily dependent on the availability of labeled data under supervised settings. Unfortunately, annotating biomedical data is often time-consuming and the cost of generating new data is prohibitively high. This results in inadequate amounts of task-specific labels, which are orders of magnitude lower than the data set sizes that can inspire major breakthroughs in the deep learning field [4]. Consequently, molecular models often suffer from the low data scenery, which impairs their ability to generalize to out-of-distribution molecules [5, 6].

The community has noticed this essential challenge and several strategies have been proposed to overcome the limitations of low data (see Figure 1). First and foremost, inspired by the remarkable success of self-supervised pretraining from natural language processing [7–9] and computer vision [10,

---

\*Corresponding Authors, emails: fw2359@columbia.edu, stan.zq.li@westlake.edu.cn, and jinboxu@gmail.com.

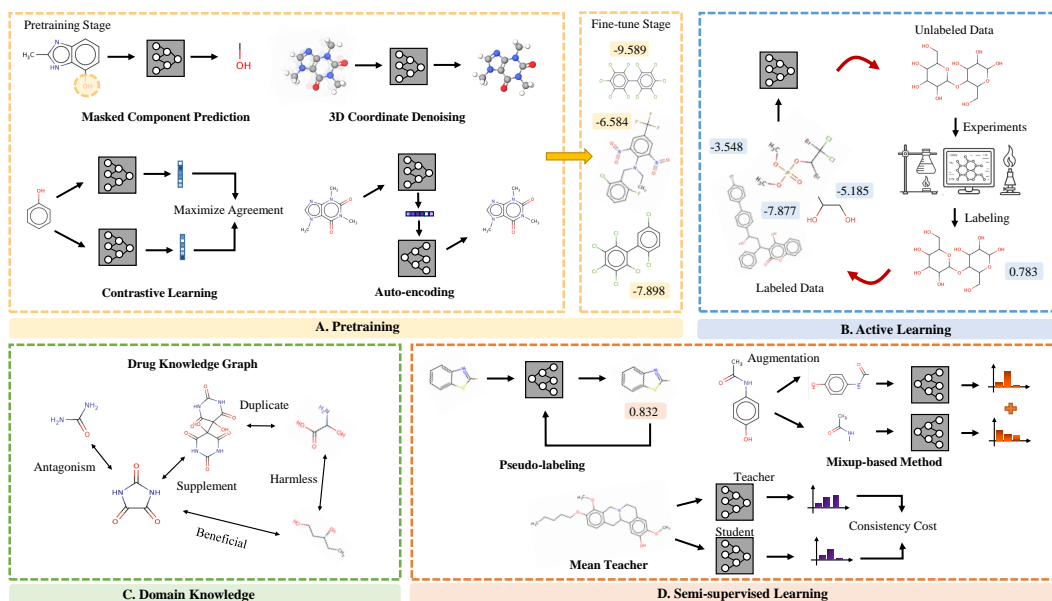


Figure 1: Four mainstream paradigms to ameliorate the scarcity of labeled biochemical data. (A) Diverse self-supervised pretraining tasks have been developed to acquire semantic molecular representations, including masked component modeling, contrastive learning, and auto-encoding. (B) Active learning involves iteratively selecting the most informative data samples, which molecular models are most uncertain about. These samples are then subjected to laboratory testing to determine their labels. This process is repeated with newly labeled data added to the training set. (C) The knowledge graphs are introduced to provide structured relations among multiple drugs and unstructured semantic relations associated with different drug molecules. (D) In semi-supervised learning, the unlabeled data is used to create a smooth decision boundary between different classes or to estimate the distribution of the input data, while the labeled data is used to provide specific examples of the correct output.

11] domains, researchers try to apply the pretrain-finetune paradigm [12–19] to molecule modeling, intending to boost the performance of various molecular tasks by pretraining the molecular models on the massive unlabeled data. Nonetheless, it has been found that their benefits can be negligible due to the big gap between pretraining and downstream tasks [20]. An alternative option is to use active learning [21], which iteratively selects new data points to label based on the current model’s predictions. But it still requires auxiliary labor for experiments to enrich the original database. As a remedy, some prefer incorporating domain knowledge to enhance molecular representations. This involves providing more high-quality hand-crafted features [22], constructing motif-based hierarchical molecular graphs [23, 24], and leveraging knowledge graphs [25]. Nevertheless, some domain knowledge can be biased and hard to integrate into different training techniques universally.

To overcome the above-mentioned drawbacks, in this paper, we present InstructBio, a novel semi-supervised learning training framework to take better advantage of the abundant unlabeled biological data. The core idea of our proposed InstructBio is based on the fact that predictions on unannotated data can also be employed as supervised signals for subsequent training. However, those pseudo-labels are sometimes untrustworthy, because labeled and unlabeled samples are usually derived from different data distributions, and machine learning models generally fail to recognize this distributional gap. Accordingly, we introduce an additional instructor model to forecast the confidence of predicted labels and measure their reliability. These confidence scores then decisively guide the target molecular model to pay different concentrations to different data points, where pseudo-labels are only of interest if their confidence is adequately high. With the assistance of this discriminative information, the target molecular model can exploit the unlabeled data assuredly without suffering from over-reliance on labeled data and severe inaccuracy of some pseudo-labels.

To summarize, our work abandons the regular pretraining-finetune paradigm and opens the door to directly optimizing the model’s predictions on the unlabeled corpus through a semi-supervised

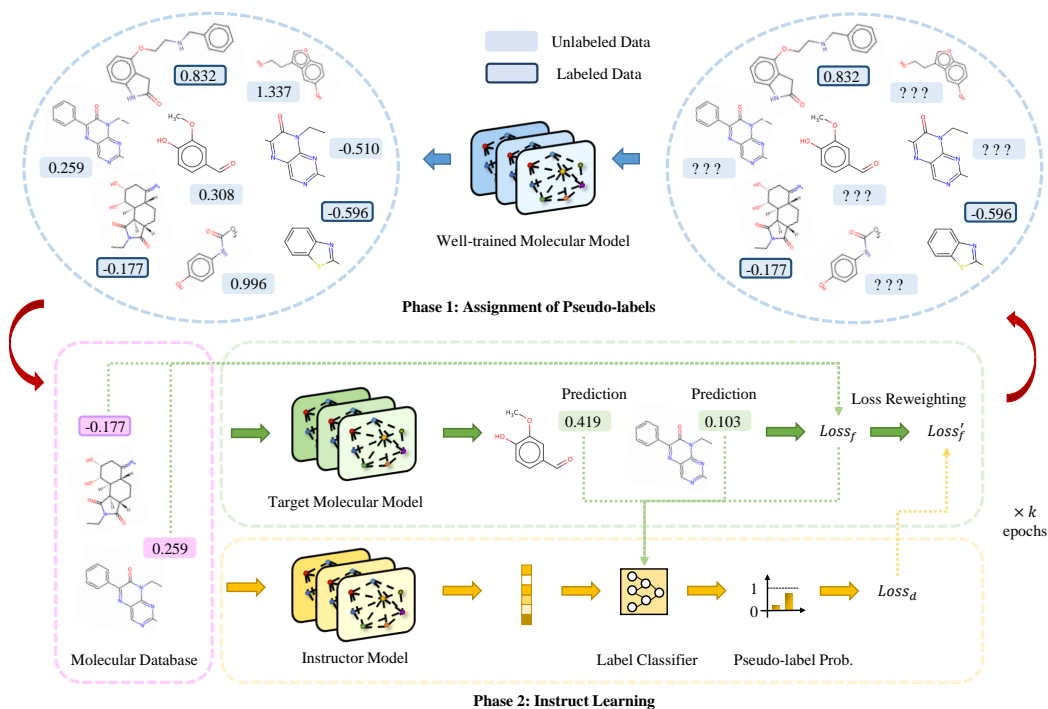


Figure 2: The outline of our suggested InstructBio. To begin with, we utilize a pretrained target molecular model to forecast the properties of unlabeled examples, which are assigned as pseudo-labels. Then an instructor model predicts the confidence and reliability of those pseudo-annotations. After that, those confidence scores are leveraged to guide the target molecular model to distribute different attention in inferring different data points. The second phase is usually iterated for  $k$  epochs before a new round of pseudo-label updates.

learning scheme. InstructBio adopts a “trial-and-error” pattern to iteratively explore the different combinational possibilities of unlabeled data in the high-dimensional space until it reaches an optimal point in the loss surface of the validation set. Our approach no longer requires transferring knowledge between multiple domains and perfectly avoids the potential incompatibility between the pretraining and fine-tuning stages. To verify the efficacy of InstructBio, we conduct extensive experiments on molecular property prediction and the challenging activity cliff estimation problem. Convincing evidence across several benchmark datasets illustrates that our InstructBio can enhance the molecular model’s performance by a large margin and outpass cutting-edge pretraining algorithms and strong semi-supervised mechanisms. Apart from that, we propose that semi-supervised InstructBio and self-supervised pretraining are two sides of the same coin. They leverage the unlabeled data in a task-specific and task-agnostic pattern, respectively, and can be joined in succession to mine information from unlabeled examples more thoroughly. Motivated by this idea, we fulfill a new state-of-the-art on MoleculeNet. Last but not least, we show the promising prospect of building large-scale and task-specific pseudo-labeled molecular libraries. A high-quality pseudo-labeled database can not only considerably shorten the training period and stabilize the training procedure, but also boost the generalization capacity of molecular models. We envision more efforts to extend our advanced semi-supervised mechanism to a broader range of real-world practices.

## 2 Experiments

To confirm the efficacy of our InstructBio in all contexts, we conduct a wide scope of experiments on multiple tasks, including predicting diverse molecular properties (*e.g.*, water solubility, experimental and calculated hydration-free energy, blood-brain barrier penetration, and qualitative toxicity measurements) as well as the estimation of activity cliffs. A full comparison is also operated to showcase the superiority of our InstructBio over existing semi-supervised learning algorithms. Additionally, we investigate the possibility of marring our semi-supervised scheme with mature cutting-edge

Table 1: Performance of three distinct GNNs with and without InstructBio on the molecular property prediction tasks. For classification tasks, we calculate the ROC-AUC, while for regression tasks, we use RMSE as the evaluation metric.

	Classification (ROC-AUC %, higher is better $\uparrow$ )						Regression (RMSE, lower is better $\downarrow$ )		
Datasets	BBBP	BACE	ClinTox	Tox21	ToxCast	SIDER	ESOL	FreeSolv	Lipo
# Molecules	2039	1513	1478	7831	8575	1427	1128	642	4200
# Tasks	1	1	2	12	617	27	1	1	1
<b>GIN</b>	65.6(0.2)	76.2(0.5)	76.1(0.5)	74.2(0.4)	61.1(0.1)	59.0(0.8)	1.955(0.023)	0.897(0.010)	0.740(0.018)
+ InstructBio	<b>67.4(0.5)</b>	<b>78.5(0.8)</b>	<b>78.0(0.6)</b>	<b>75.6(0.3)</b>	<b>62.3(1.1)</b>	<b>61.4(1.2)</b>	<b>1.771(0.015)</b>	<b>0.851(0.018)</b>	<b>0.715(0.040)</b>
<b>GAT</b>	64.8(0.1)	77.9(0.3)	69.3(0.3)	72.2(0.4)	61.7(0.1)	55.9(0.6)	2.069(0.011)	0.866(0.009)	0.813(0.022)
+ InstructBio	<b>65.3(0.4)</b>	<b>78.4(1.1)</b>	<b>70.8(1.0)</b>	<b>72.5(0.8)</b>	<b>62.0(1.7)</b>	<b>60.6(1.5)</b>	<b>1.927(0.017)</b>	<b>0.848(0.013)</b>	<b>0.805(0.028)</b>
<b>GCN</b>	62.4(0.1)	73.8(0.4)	76.3(0.2)	73.6(0.1)	64.5(0.7)	61.2(0.6)	2.245(0.014)	0.842(0.011)	0.756(0.015)
+ InstructBio	<b>62.9(0.3)</b>	<b>74.7(1.0)</b>	<b>76.8(0.6)</b>	<b>73.8(0.9)</b>	<b>65.1(1.5)</b>	<b>61.5(1.9)</b>	<b>2.208(0.018)</b>	<b>0.832(0.020)</b>	<b>0.752(0.017)</b>

pretraining molecular models and verify its potency by setting a state-of-the-art performance on several benchmark datasets. Last but not least, we propose establishing large-scale task-specific pseudo-labeled molecular datasets and demonstrating their effectiveness in significantly lowering the predictive error and shortening the overall training procedure.

## 2.1 Can InstructBio Improve Molecular Property Prediction?

Fast and robust molecular property prediction can dramatically reduce the vast search space for potential drugs and is a prerequisite for chemical design [26]. Previously, the *in silicon* approach mainly depended on extracting fingerprints or hand-engineered features, which are combined with machine learning algorithms. As molecules can be naturally represented as graphs, it becomes increasingly popular to apply GNNs to aggregate the biochemical information from their topological structures [1]. Numerous variants of GNNs have been invented due to the strong demand from the industrial sector and show great promise in the prediction of quantum mechanics properties [27–29], physicochemical properties like hydrophobicity [30, 31], and the prediction of toxicity [32, 33]. Nevertheless, their generalization to unseen molecules is usually constrained by the small size of annotated data. In our research, we introduce a semi-supervised learning algorithm dubbed InstructBio to drill semantic information from unannotated molecule databases. It adopts the pseudo-labeling technique and relies on an additional instructor model to discriminate the trustworthiness of those pseudo-labels. Then pseudo-annotated samples with high confidence scores are utilized to enrich the training set and compromise a hybrid database for subsequent training.

Here, we investigate the impact of InstructBio on various broadly adopted molecular models and report its performance over MoleculeNet [27], a widely used benchmark for molecular property prediction and contains datasets that focus on different levels of molecular properties. Following previous works including GEM [16] and Uni-Mol [18], we adopt the scaffold splitting for datasets and document the mean and standard deviation of the results for three random seeds. Three sorts of common backbone architectures are selected, including GCN [34], GAT [35], and GIN [36], and we display the results at Table 1. It can be found that InstructBio brings significant improvements for different GNNs. Specifically, InstructBio leads to an average increase in ROC-AUC of 2.7%, 2.1%, and 0.7% respectively for six classification tasks, and an average decrease in RMSE of 6.0%, 3.3%, and 1.1% separately for three regression tasks. These statistics strongly demonstrate the effectiveness of our semi-supervised approach to boost existing molecular models in low-data circumstances for molecular property prediction, since most datasets in MoleculeNet only have thousands of labeled samples. Besides that, more up-to-date GNNs (*e.g.*, GIN) enjoy stronger benefits of our InstructBio than primitive ones (*e.g.*, GCN). Additional experimental details are elaborated in Appendix A.2.

## 2.2 Can InstructBio Alleviate the Activity Cliff Estimation Problem?

Despite the fruitful progress, recent studies [37] have discovered a sharp decrease in the performance of graph-based molecular models when dealing with activity cliffs, which are pairs of molecules that are highly similar in structures but exhibit significant differences in potency [38]. The presence of such compounds challenges not only machine learning strategies but also deep learning mechanisms. Thus, we explore whether our InstructBio can be a proficient way to mitigate this disability of GNNs.

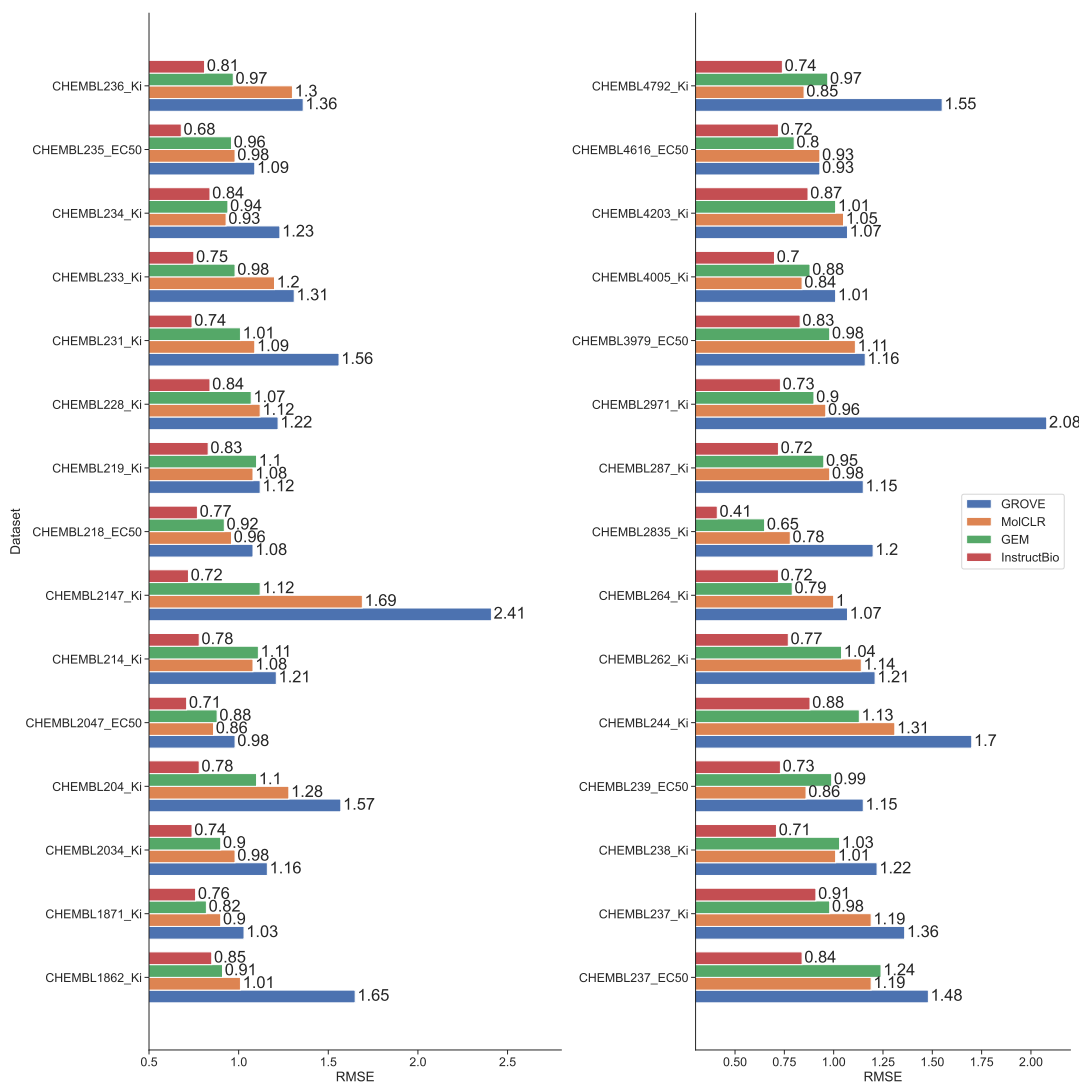


Figure 3: Performance of several molecular pretraining methods and InstructBio, where RMSE is reported on 30 activity cliff datasets.

We take GIN [36] along with a Graph Multi-set Transformer (GMT) [39] to aggregate node features as the backbone and test its performance equipped with InstructBio on 30 datasets of the standard activity cliff benchmark, MoleculeACE [37]. Notably, 12 of 30 datasets in MoleculeCAE have no more than 1K molecules in the training set, which indicates a standard low-data regime. Furthermore, we pick up several state-of-the-art pretraining molecular models, containing GROVE [40], MolCLR [17], and GEM [16], and investigate their benefits in tackling the activity cliff estimation problem. Specifically, GROVE adopts a Transformer-style [41] architecture and significantly enlarges the application scope of molecular representation learning paradigms. MolCLR applies data augmentation to molecular graphs at both node and graph levels and uses a contrastive learning strategy to generalize GNNs to a giant chemical space. GEM proposes a geometry-based GNN with dedicated geometry-level self-supervised learning techniques to capture molecular geometry knowledge. Related experimental details are elucidated in Appendix A.3.

Figure 3 plots the results. Our findings indicate that InstructBio outperforms all cutting-edge pretraining frameworks by a significant margin. Explicitly, the average RMSE of InstructBio is 33.67%, 23.51%, and 15.08% lower than that of GROVE, MolCLR, and GEM. Moreover, since all these baselines adopt backbone architectures, we additionally calculate the improvements in their

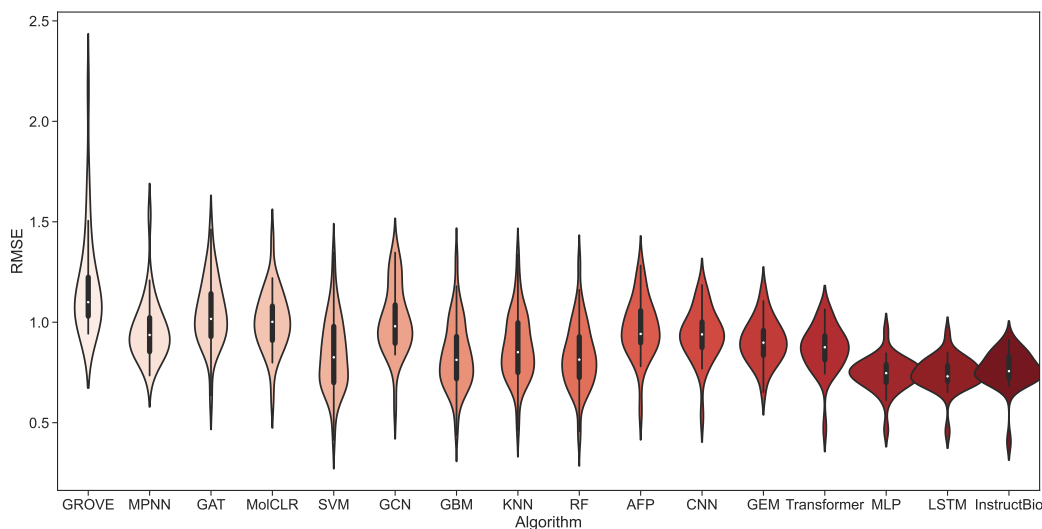


Figure 4: Comparison of traditional machine learning methods and deep learning approaches for 30 datasets in MoleculeACE.

pretraining strategies and discover benefits of 8.57%, 3.92%, and 6.54% for GROVE, MolCLR, and GEM. In contrast, InstructBio decreases RMSE by 22.11%, which is much higher than those prevailing GNN pretraining approaches. The explicit ablation study of InstructBio is available in the supplementary materials. Apart from that, we take a step further to compare InstructBio with conventional machine learning methods including Support Vector Machine (SVM), Gradient Boost Machine (GBM), random forest (RF), and K-nearest neighbor (KNN), which are based on human-engineered features (*i.e.*, molecular descriptor [42]) and show superior performance than complex deep learning methods. We present the results in Figure 4 and observe that our InstructBio sufficiently strengthens the representation capability of graph-based molecular models to be competitive with traditional molecular descriptor-based approaches.

### 2.3 How Can We Blend InstructBio and Pretraining Molecular Models?

As stated previously, the utilization of a significant volume of unlabeled data while learning from only a limited number of labeled instances has been a persistent issue in the field of machine learning. One popular solution to this problem is the pretraining-finetuning approach, which has gained widespread adoption in natural language processing [7, 8] and computer vision [10, 11]. However, it fails to exhibit comparable superiority in molecular representation learning, especially when self-supervised tasks are not highly relevant to downstream tasks [20]. To overcome this limitation, we propose that semi-supervised learning can be a promising solution for harnessing the potential of unlabeled data.

Nevertheless, pretraining and semi-supervised learning are not mutually exclusive. Instead, they can collaborate to promote the frontier of molecular models’ representation eligibility [43]. The workflow is straightforward and consists of two major steps. (1) During the pretraining stages, the unlabeled data is first used in a task-agnostic way, and more general molecular representations are attained. Then those general representations are adapted for a specific task for fine-tuning. (2) During the semi-supervised stage, the unlabeled data is used again but in a task-specific way to enhance predictive performance and gain a compact molecular model via our InstructBio.

To confirm the effectiveness of our proposed methodology, we combine GEM [16] and InstructBio together and examine their joint effectiveness on MoleculeNet. Here, multiple baselines are selected for a thorough comparison. To be explicit, D-MPNN [29], MGCN [44] and AttentiveFP [45] are supervised GNN methods. N-gram [46], PretrainGNN [5], InfoGraph [47], GPT-GNN [48], GROVE [40], 3D-Infomax [49], GraphMVP [50], MolCLR [17], and Uni-Mol [18] are pretraining methods. The overall performance of InstructBio based on GEM and other methods is summarized in Table 2. It can be noticed that InstructBio achieves new SOTA results on all three regression and six classification tasks of MoleculeNet. Another set of results on MoleculeNet with a different splitting method is provided in Appendix 7, where InstructBio outperforms all baselines as well.

Table 2: Comparison of performance on the molecular property prediction tasks, where InstructBio and GEM are combined to achieve the best result.

Datasets # Molecules # Tasks	Classification (ROC-AUC %, higher is better $\uparrow$ )					Regression (RMSE, lower is better $\downarrow$ )			
	BBBP	BACE	ClinTox	Tox21	ToxCast	SIDER	ESOL	FreeSolv	Lipo
	2039	1513	1478	7831	8575	1427	1128	642	4200
	1	1	2	12	617	27	1	1	1
<b>w.o. pretraining</b>									
D-MPNN	71.0(0.3)	80.9(0.6)	90.6(0.6)	75.9(0.7)	65.5(0.3)	57.0(0.7)	1.050(0.008)	2.082(0.082)	0.683(0.016)
Attentive FP	64.3(1.8)	78.4(0.02)	84.7(0.3)	76.1(0.5)	63.7(0.2)	60.6(3.2)	0.877(0.029)	2.073(0.183)	0.721(0.001)
MGCN	65.0(0.5)	73.4(0.8)	90.5(0.4)	74.1(0.6)	–	58.7(1.9)	–	–	–
<b>w. pretraining</b>									
N-Gram <sub>RF</sub>	69.7(0.6)	77.9(1.5)	77.5(4.0)	74.3(0.4)	–	66.8(0.7)	1.074(0.107)	2.688(0.085)	0.812(0.028)
N-Gram <sub>X<sub>GB</sub></sub>	69.1(0.8)	79.1(1.3)	87.5(2.7)	75.8(0.9)	–	65.5(0.7)	1.083(0.082)	5.061(0.744)	2.072(0.030)
PretrainGNN	68.7(1.3)	84.5(0.7)	72.6(1.5)	78.1(0.6)	65.7(0.6)	62.7(0.8)	1.100(0.006)	2.764(0.002)	0.739(0.003)
InfoGraph	69.2(0.8)	73.9(2.5)	75.1(5.0)	73.0(0.7)	62.0(0.3)	59.2(0.2)	–	–	–
GPT-GNN	64.5(1.1)	77.6(0.5)	57.8(3.1)	75.3(0.5)	62.2(0.1)	57.5(4.2)	–	–	–
GROVER <sub>base</sub>	70.0(0.1)	82.6(0.7)	81.2(3.0)	74.3(0.1)	65.4(0.4)	64.8(0.6)	0.983(0.090)	2.176(0.052)	0.817(0.008)
GROVER <sub>large</sub>	69.5(0.1)	81.0(1.4)	76.2(3.7)	73.5(0.1)	65.3(0.5)	65.4(0.1)	0.895(0.017)	2.272(0.051)	0.823(0.010)
3D-Infomax	69.1(1.1)	79.4(1.9)	59.4(3.2)	74.5(0.7)	64.41(0.9)	53.37(3.4)	0.894(0.028)	2.337(0.227)	0.739(0.009)
GraphMVP	72.4(1.6)	81.2(0.9)	79.1(2.8)	75.9(0.5)	63.1(0.4)	63.9(1.2)	1.029(0.033)	–	0.681(0.010)
MolCLR	72.2(2.1)	82.4(0.9)	91.2(3.5)	75.0(0.2)	–	58.9(1.4)	1.271(0.040)	2.594(0.249)	0.691(0.004)
GEM	72.4(0.4)	85.6(1.1)	90.1(1.3)	78.1(0.1)	69.2(0.4)	67.2(0.4)	0.798(0.029)	1.877(0.094)	0.660(0.008)
Uni-Mol	72.9(0.6)	85.7(0.2)	91.9(1.8)	79.6(0.5)	69.6(0.1)	65.9(1.3)	0.788(0.029)	1.620(0.035)	0.603(0.010)
GEM + InstructBio	<b>73.0(0.8)</b>	<b>85.9(1.3)</b>	<b>92.0(2.7)</b>	<b>79.9(0.6)</b>	<b>67.1(0.5)</b>	<b>67.4(0.9)</b>	<b>0.761(0.043)</b>	<b>1.618(0.056)</b>	<b>0.598(0.011)</b>

This highlights the necessity and importance of leveraging unlabeled examples to refine and transfer task-specific knowledge after pretraining through semi-supervised learning. It also implies that our InstructBio is not incompatible with existing pretraining molecular models but an effective way to supplement them with an extra instructor model.

## 2.4 Can We Build Large-scale and Task-specific Pseudo-labeled Molecular Datasets?

In active learning, people resort to human annotators or wet experiments to label the most valuable unlabeled data points. However, this process is implemented iteratively and requires unignorable efforts. With semi-supervised learning, InstructBio offers a new style to annotate the unlabeled data by molecular models themselves. As a consequence, we propose to build a large-scale and task-specific pseudo-labeled molecular dataset, which can serve as a great starting point to train other types of molecular models. Specifically, pseudo-labels generated during the assignment phase of InstructBio can be recycled and used for training other deep learning architectures. A high-quality pseudo-labeled dataset can dramatically reduce the training time and, more importantly, improve the model performance particularly when the number of training samples (*e.g.*, pipeline data to identify promising drug candidates) is limited.

Figure 5 shows the results. We first train a GIN using our InstructBio framework and then use its pseudo-labeled dataset as well as the original labeled dataset to establish a hybrid database. Then we train three sorts of common GNNs from scratch based on this hybrid database. Our findings notice that with additional high-quality pseudo-labels, the training loss converged much faster. Particularly, it only requires less than 5 epochs for GCN and GAT to end training. Besides that, the test error is considerably lower than that of models trained merely by labeled data. It can be also discovered that with a large number of pseudo-labeled data, the training process is much more stable and the validation loss becomes smooth for GIN. All this evidence ascertains that a large-scale and task-specific pseudo-labeled molecular dataset is promising to strongly enhance the generalization capability of existing deep learning models, which can never be accomplished by self-supervised pretraining techniques.

## 2.5 Comparison Between InstructBio and Other Semi-supervised Methods

Recent years have witnessed semi-supervised learning emerging as an exciting research direction in the deep learning area [51]. It is capable of building better classifiers that compensate for the lack of labeled data. Several hypotheses have been discussed in the literature to support certain design decisions [52], such as the smoothness and manifold assumptions, and these semi-supervised algorithms can be broadly divided into three categories: consistency regularization, proxy-label methods, and generative models. Here we pick up one baseline instance from each kind and investigate their improvements for molecular property prediction. Notably, random node dropping and edge perturbation are biochemically improper, and data augmentation may alter the semantics

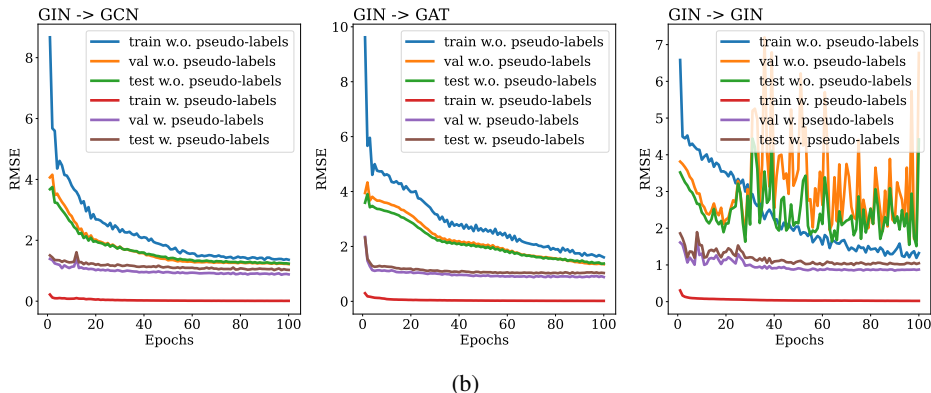
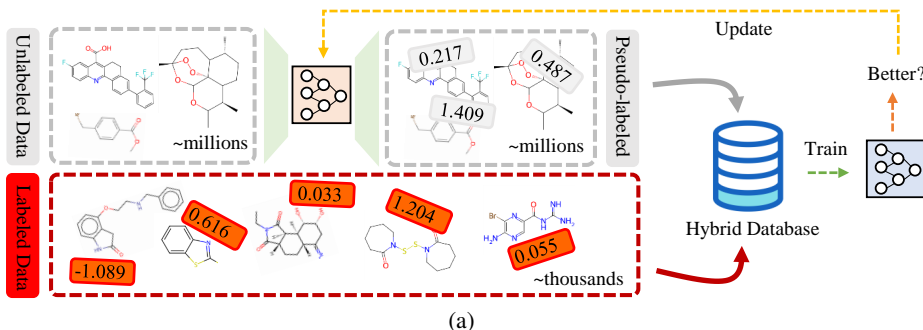


Figure 5: (a) Pseudo-labels are first generated by an InstructBio-trained molecular model. These pseudo-labeled data are then combined with labeled data to construct a high-quality hybrid database, which can be used to train other molecular models for this specific task. This database can be updated if some other molecular model achieves better performance. (b) The performance of three different GNNs on a randomly selected dataset CHEMBL2147\_Ki, where each model is trained with and without our hybrid database.

Table 3: Performance of different semi-supervised learning methods on four classification datasets of MoleculeNet.

Datasets	Supervised	Semi-GAN	$\pi$ -model	UPS	InstructBio
BBBP	65.6(0.2)	66.1(0.3)	66.3(0.3)	67.0(0.4)	<b>67.4(0.5)</b>
BACE	76.2(0.5)	76.8(0.8)	76.7(0.7)	78.1(0.8)	<b>78.5(0.8)</b>
ClinTox	76.1(0.5)	76.4(0.7)	76.5(0.7)	77.3(0.6)	<b>78.0(0.6)</b>

of molecular graphs [53]. Thus, we employ  $\pi$ -model [54] for comparison, which applies different stochastic transformations (*i.e.*, dropout) to the networks instead of the input graphs. Moreover, we select semi-GAN [55], which introduces a discriminator to classify whether the input is labeled or not, and uncertainty-aware pseudo-label selection (UPS) [56], which leverages the prediction uncertainty to guide the pseudo-label selection procedure. Since UPS is merely applicable to classification problems, we select BBBP, BACE, and ClinTox datasets for comparison and use GIN as the backbone architecture. As shown in Table 3, InstructBio outperforms all three semi-supervised methods. Besides that, InstructBio overcomes the drawbacks of UPS and can be utilized for regression tasks. All the above evidence clarifies that InstructBio is a more advanced proxy labeling algorithm than existing semi-supervised learning mechanisms with stronger generalization and broader applications.

### 3 Conclusion

In this paper, we present InstructBio, a simple but novel semi-supervised learning framework, to alleviate the difficulty of experimentally obtaining the ground truth properties of molecular data and



to overcome the limitation of the number of labeled data points. Our proposed InstructBio introduces an additional instructor model to predict the confidence and reliability of pseudo-labels. These confidence scores later automatically adjust the training loss weight for different samples. Convincing experimental results confirm that our algorithm can sufficiently improve the generalization capacity of graph-based molecular models, and can be collaborated with cutting-edge pretraining methods to push the frontier of molecular representation learning in addressing diverse essential real-world problems. Our study provides adequate evidence that semi-supervised learning can be a strong enrichment of existing pretraining paradigms and the key to the success in representation molecules.

## 4 Materials and Methods

### 4.1 Preliminaries and Background

**Task formulation.** Suppose we have some accessible molecular data  $\mathcal{D}^* = \{(x_i^*, y_i^*)\}_{i=1}^N$ , which is labeled and  $x_i^*$  can be in any kind of formats such as 1D sequences [57], 2D graphs [27], and 3D structures [58], and  $y_i^*$  can be any discrete (e.g., toxicity, and drug reaction) or continuous properties (e.g., water solubility, and free energy). Here we only consider binary-class property for simple illustration, but our approach can be easily extended to multi-label circumstances. The target molecular model  $f: \mathcal{X} \rightarrow \mathcal{Y}$  can be any category of architectures (e.g., Transformers [59], GNNs [1], geometric neural networks [60]). There are also some unseen data  $\mathcal{D}^{test}$  to evaluate the performance of the learned model. Traditionally,  $\mathcal{D}^*$  is divided into the train and validation sets as  $\mathcal{D}^{train} = \{(x_i^{train}, y_i^{train})\}_{i=1}^{N_1}$  and  $\mathcal{D}^{val} = \{(x_i^{val}, y_i^{val})\}_{i=1}^{N_2}$ . Besides, we can access some unlabeled data points, denoted as  $\mathcal{D}^* = \{x_i^*\}_{i=1}^M$ , where the number of unlabeled data  $M$  is usually orders of magnitude (e.g.,  $\times 100$  or  $\times 10000$ ) larger than that of labeled data  $N$ .

**Self-supervised learning.** Semi-supervised learning has attracted rising interest to overcome the need for large annotated datasets. Existing semi-supervised algorithms can be roughly separated into three sorts: consistency regularization, proxy-label methods, and generative models. The consistency regularization is based on the simple concept that randomness within the neural network (e.g. with Dropout) or data augmentation transformations should not modify model predictions given the same input, and imposes an auxiliary loss. This line of research includes  $\pi$ -model [54], temporal ensembling [54], and mean teachers [61]. The proxy-label methods regard proxy labels on unlabeled data as targets and consist of two groups: self-training [62], where the model itself produces the proxy labels, and multi-view learning [63], where proxy labels are produced by models trained on different views of the data. The generative models rely on variational autoencoders (VAE) [64] and generative adversarial networks (GAN) [55] to capture the joint distribution  $p(y|x)$  more accurately.

### 4.2 High-level Ideology of InstructBio

**Challenge of proxy-labeling.** Despite the fruitful progress in semi-supervised learning, labeled data  $\mathcal{D}^*$  and unlabeled data  $\mathcal{D}^*$  in most cases follow significantly different data distributions, i.e.,  $\mathbb{P}(x_i^*, y_i^*) \neq \mathbb{P}(x_i^*, y_i^*)$ . However, many existing semi-supervised algorithms [62, 54, 65, 66] assume that no distributional shift exists between  $\mathcal{D}^*$  and  $\mathcal{D}^*$ . They are likely only to reinforce the consistent information in the labeled data  $\mathcal{D}^*$  to unlabeled examples  $\mathcal{D}^*$  instead of mining auxiliary information from  $\mathcal{D}^*$ , without exception for proxy labeling [67]. More importantly, in spite of the versatility and modality-agnostic of proxy labeling, it achieves relatively poor performance compared to recent semi-supervised algorithms [56]. This arises because some pseudo-labels  $\hat{y}_i^*$  can be severely incorrect during training due to the poor generalization ability of classic deep learning models [68, 69]. If we directly utilize pseudo-labels that are predicted by a previously learned model for subsequent training, the conformance-biased information in the proceeding epochs could increase confidence in erroneous predictions and eventually lead to a vicious circle of error accumulation [70, 71]. The situation can be even worse when labeled data  $\mathcal{D}^*$  contain noises because of unavoidable experimental errors.

To circumvent the obstacle of over-reliance and reduce the noise of proxy labels, we introduce an instructor-guided semi-supervised framework, dubbed as InstructBio (see Figure 1), to intelligently select a subset of pseudo-labels with less noise. InstructBio is constituted of two components: one target molecular model  $f$  and one instructor model  $g$ . To be specific, the target molecular model  $f$  is responsible for predicting the binary or continuous properties  $\hat{y}$ . On the contrary, the instructor

model  $g$  plays a part in measuring the reliability  $p$  of supervised signals, which can be interpreted as the confidence probabilities of pseudo-labels.

**Motivation of InstructBio.** Here we accompany the target molecular model  $f$  with an additional instructor model  $g$  for several major reasons. (1) First and foremost, some prior studies, such as uncertainty-aware pseudo-label selection (UPS) [56], resort to the target model’s output  $\hat{y}_i$  as the indicator of confidence. They tend to produce hard labels by  $y_i^* = \mathbb{1}[\hat{y}_i^* \geq \gamma_1]$  or  $y_i^* = \mathbb{1}[\hat{y}_i^* \leq \gamma_2]$ , where  $\gamma_1$  and  $\gamma_2$  are confidence thresholds. Nonetheless, this selection mechanism becomes inapplicable if  $\mathcal{Y}$  is a continuous label space. In other words, for regression tasks,  $\hat{y}_i^*$  fails to disclose any confidential information. Noticeably, a great number of biochemical problems are regression-based, including molecular property prediction [27], 3D structure prediction [72], and binding affinity prediction [58]. (2) Secondly, although confidence-based selection reduces pseudo-label error rates, the poor calibration of neural networks renders this solution insufficient. Explicitly, incorrect predictions in poorly calibrated networks can also have high confidence scores (*i.e.*,  $\hat{y}_i^* \rightarrow 0$  or  $\hat{y}_i^* \rightarrow 1$ ) [56]. Therefore, instead of depending on the model output  $\hat{y}_i^*$  to judge the reliability of proxy labels, we ask an instructor model to play the role of a critic and predict label observability, *i.e.*, whether the label is true or fake. With this discriminative message, the original problem is converted into a soft-label learning task. Consequently, the erroneous predictions can be unused in afterward training the target molecular model  $f$  to the most extent by assigning a negligible weight, greatly reducing the noise introduced by the pseudo-labeling process.

### 4.3 Workflow of InstructBio

**Instructor-guided Semi-supervised Learning.** Based on the above-mentioned motivation, we separate the integral workflow of InstructBio into two phases. In the first step, we retain pseudo-labels  $\{\hat{y}_i^*\}_{i=1}^M$ . There are several approaches to creating the proxy labels, such as label propagation via neighborhood graphs [73]. Here we follow Lee et al. [67] and require the molecular model  $f$  to directly annotate samples in the unlabeled dataset  $\mathcal{D}^*$ . Then in the following step, we construct a new dataset with both labeled and pseudo-labeled samples as  $\mathcal{D}' = \mathcal{D}^* \cup \{(x_i^*, \hat{y}_i^*)\}_{i=1}^M$  and proceed training both the target molecular model  $f$  and the instructor model  $g$  based on this new set. These two procedures are iteratively repeated until  $f$  reaches the optimal performance on the validation set  $\mathcal{D}^{val}$ .

To be specific, the instructor model  $g : (\mathcal{X} \times \mathcal{Y} \times \mathcal{H}_f) \rightarrow \mathcal{P}$  forecasts the confidence measure  $p_i$  ( $0 \leq p \leq 1$ ) of whether the given label  $y'_i$  belongs to the ground-truth label set  $\{y_i^*\}_{i=1}^N$  or the pseudo-label set  $\{y_i^*\}_{i=1}^M$ . It digests three items: the data sample with its label  $(x'_i, y'_i) \in \mathcal{D}'$  and an additional loss term  $\mathcal{H}_f(f(x'_i), y'_i)$ , where  $\mathcal{H}_f$  is traditionally selected as a root-mean-squared-error (RMSE) loss or a mean-absolute-error (MAE) loss for regression tasks and cross-entropy (CE) loss for classification problems. Here we regard  $\mathcal{H}_f(\cdot)$  as the ingredient of  $g$ ’s input in order to provide more information about the main molecular property prediction task. At last, the instructor model  $g$  is supervised via a binary CE loss (BCE) as:

$$\mathcal{L}_g(\mathcal{D}', \{\hat{y}_i^*\}_{i=1}^{N+M}) = \sum_{(x'_i, y'_i) \in \mathcal{D}'} \text{BCE}(p_i, c_i) = \sum_{(x'_i, y'_i) \in \mathcal{D}'} \text{BCE}\left(g(x'_i, y'_i, \mathcal{H}_f(\hat{y}_i^*, y'_i)), c_i\right), \quad (1)$$

where  $c_i \in [0, 1]$  is an integer and represents the observability mask. It indicates whether  $y_i$  is pseudo-labeled ( $c_i = 0$ ) or not ( $c_i = 1$ ).

Meanwhile, the target molecular model  $f$  receives the discriminative information  $\{p_i\}_{i=1}^{N+M}$  from the instructor model  $g$  and uses it to reweight the importance of different samples in backpropagating its gradient. In other words, the instructor model  $g$  guides the target model  $f$  to deliver different attention to different labels so that correct labels are attached more importance while erroneous labels are ignored. This can be realized by specially designing the loss of the target model  $f$  as:

$$\begin{aligned} \mathcal{L}_f(\mathcal{D}', \{p_i\}_{i=1}^{N+M}) = & \sum_{(x_i^*, y_i^*) \in \mathcal{D}^*} \mathcal{H}_f(f(x_i^*), y_i^*) \\ & + \alpha \sum_{(x_j^*, \hat{y}_j^*) \in \mathcal{D}^*} (2p_j - 1) \cdot \mathcal{H}_f(f(x_j^*), \hat{y}_j^*), \end{aligned} \quad (2)$$

---

**Algorithm 1** InstructBio Algorithm

---

```
1: Input: target model  $f$ , instructor model  $g$ , labeled data  $\mathcal{D}^*$ , unlabeled data  $\mathcal{D}'$ , pseudo-label  
   update frequency  $k$ , loss weight  $\alpha$   
2: Initialize and pretrain a target model  $f_0$  and an instructor model  $g_0$   
3: for epochs  $n = 0, 1, 2, \dots$  do  
4:   if  $n \bmod k == 0$  then  
5:      $\hat{y}_i^* \leftarrow f(x_i^*) \quad \forall x_i^* \in \mathcal{D}^*$     $\triangleright$  Assign pseudo-labels  
6:   end if  
7:    $\mathcal{D}' \leftarrow \mathcal{D}^* \cup \{(x_i^*, \hat{y}_i^*)\}_{i=1}^M$     $\triangleright$  Construct the hybrid database  
8:    $\hat{y}'_i \leftarrow f(x'_i) \quad \forall x'_i \in \mathcal{D}'$   
9:    $p_i \leftarrow g(x'_i, y'_i, \mathcal{H}_f(\cdot)) \quad \forall (x'_i, y'_i) \in \mathcal{D}'$     $\triangleright$  Predict the confidence scores  
10:   $\mathcal{L}_g(\mathcal{D}', \{\hat{y}'_i\}_{i=1}^{N+M}) \leftarrow$  Equation 1  
11:   $\mathcal{L}_f(\mathcal{D}', \{p_i\}_{i=1}^{N+M}) \leftarrow$  Equation 2  
12:  Update the parameters of  $f$  and  $g$  based on  $\mathcal{L}_g(\cdot)$  and  $\mathcal{L}_f(\cdot)$   
13: end for
```

---

where  $0 \leq \alpha \leq 1$  is a hyper-parameter to balance the dominance of labeled and unlabeled data sets.  $\mathcal{L}_f(\cdot)$  transforms the original main task into a cost-sensitive learning problem [74] by imposing a group of soft-labeling weights based on the predicted confidence of data labels. That is, for pseudo-labeled samples (*i.e.*,  $x'_j \in \mathcal{D}'$ ), the soft-labeling weight becomes  $2p_j - 1$ .

This loss format in Equation 2 induces different behaviors on the loss  $\mathcal{H}_f(\cdot)$  of labeled and pseudo-labeled instances, where the judgment  $\{p_i\}_{i=1}^{N+M}$  produced by the instructor model  $g$  is leveraged to differentiate their informativeness. Notably, if the instructor model  $g$  regards a pseudo-label  $\hat{y}_j^*$  to be unreliable (*i.e.*,  $0.5 > p_j > 0$ ), the loss  $\mathcal{L}_f(\cdot)$  chooses to enlarge the gap with the pseudo-label  $\hat{y}_j^*$ . Meanwhile, once the instructor  $g$  fully trusts the pseudo-label  $\hat{y}_j^*$ , InstructBio forces the target molecular model  $f$  to give more effort to inferring this proxy-labeled sample. Generally, the more likely a pseudo-label  $\hat{y}_j^*$  is considered reliable by the instructor model  $g$  (*i.e.*,  $p_j \rightarrow 1$ ), the stronger it drives the target molecular model  $f$  to make further improvement on inferring this label  $\hat{y}_j^*$ . Otherwise, InstructBio will push  $f$  to overturn its previous belief. Noticeably, we can also impose a soft-labeling weight for samples with true labels (*i.e.*,  $x'_i \in \mathcal{D}^*$ ). For instance, a weight factor of  $1 + \lambda p_i$  can navigate  $f$  to concentrate more on samples that are more trusted by  $g$ , where  $\lambda$  controls the importance of the instructor’s discrimination. But we practically discover no significant refinement with this design on labeled data and leave it for future exploration. The whole pseudo-code of InstructBio is depicted in Algorithm 1.

**Tips for implementing InstructBio.** Before executing InstructBio, it is natural to first obtain a well-trained molecular target model  $f_0$  through regular supervised learning on the labeled dataset  $\mathcal{D}^*$  and then initialize an instructor model  $g_0$  by discriminating pseudo-labels generated by that  $f_0$ . This is empirically proven to achieve higher training stability and robustness. Moreover, we choose to assign pseudo-labels every  $k$  epochs, where a proper setting of  $k$  is critical to the success of InstructBio. On the one hand, if pseudo-labels are updated too frequently, the training procedure tends to be volatile. On the other hand, if  $k$  becomes too large, InstructBio would be stuck in a local minimum.

#### 4.4 Analysis of InstructBio

It is worth noting that after the curation of  $\mathcal{D}'$ , there are two distinct learning tasks during the second stage of InstructBio. Specifically, the target model follows the regular routine to predict the molecular properties. In the meantime, the instructor model aims to differentiate whether the label is real or not. Notably, several preceding works embody a similar idea of jointly learning two or more tasks. For instance, the multi-task style multi-objective optimization (MMO) methods [75, 76] exploit the shared information and underlying commonalities between two tasks and solve the problem by minimizing an augmented loss. Besides that, GAN [77] makes a generator and a discriminator constantly compete against each other, thus improving the performance of both tasks.

Nevertheless, MOO cannot handle possible contradictions among different tasks in certain settings, where jointly minimizing the augmented loss may impede both tasks from attaining the global

optimal [78]. While GAN has been praised for generating high-quality data, it is notoriously difficult to train and demands a large amount of training data. More essentially, making predictions in an adversarial manner for unlabeled data deviates from our primary goal of pseudo-labeling but is a mature technology for domain adaptation [79].

## Acknowledgments and Disclosure of Funding

F.W. and H.Q. led the research. H. Q. and X.Z. contributed technical ideas. F.W., H.Q., and S.L. developed the proposed method. F.W., X.Z., and J.X. developed analytics. S.Z.L. and J.X. provided evaluation and suggestions. All authors wrote the paper. We thank Dr. Wengao Hao and Dr. Connor W. Coley from MIT for their valuable advice and comments.

## Code and Data Availability Statement

The Python-based InstructBio algorithm to replicate and extend our study is freely available on GitHub at the following URL: <https://github.com/smiles724/InstructBio>. The datasets for molecular property prediction can be downloaded from MoleculeNet at the following URL: <https://moleculenet.org/datasets-1>. The datasets for activity cliff estimation can be obtained from MoleculeACE at the following URL: [https://github.com/molML/MoleculeACE/tree/main/MoleculeACE/Data/benchmark\\_data](https://github.com/molML/MoleculeACE/tree/main/MoleculeACE/Data/benchmark_data)

## Competing Interests

The authors declare no competing interests.

## References

- [1] Justin Gilmer, Samuel S Schoenholz, Patrick F Riley, Oriol Vinyals, and George E Dahl. Neural message passing for quantum chemistry. In *International conference on machine learning*, pages 1263–1272. PMLR, 2017.
- [2] Wengong Jin, Regina Barzilay, and Tommi Jaakkola. Junction tree variational autoencoder for molecular graph generation. In *International conference on machine learning*, pages 2323–2332. PMLR, 2018.
- [3] W Patrick Walters and Regina Barzilay. Applications of deep learning in molecule generation and molecular property prediction. *Accounts of chemical research*, 54(2):263–270, 2020.
- [4] Pedro Hermosilla and Timo Ropinski. Contrastive representation learning for 3d protein structures. *arXiv preprint arXiv:2205.15675*, 2022.
- [5] Weihua Hu, Bowen Liu, Joseph Gomes, Marinka Zitnik, Percy Liang, Vijay Pande, and Jure Leskovec. Strategies for pre-training graph neural networks. *arXiv preprint arXiv:1905.12265*, 2019.
- [6] Fang Wu, Nicolas Courty, Zhang Qiang, Ziqing Li, et al. Metric learning-enhanced optimal transport for biochemical regression domain adaptation. *arXiv preprint arXiv:2202.06208*, 2022.
- [7] Jacob Devlin, Ming-Wei Chang, Kenton Lee, and Kristina Toutanova. Bert: Pre-training of deep bidirectional transformers for language understanding. *arXiv preprint arXiv:1810.04805*, 2018.
- [8] Alec Radford, Karthik Narasimhan, Tim Salimans, Ilya Sutskever, et al. Improving language understanding by generative pre-training. 2018.
- [9] Jason Wei, Maarten Bosma, Vincent Y Zhao, Kelvin Guu, Adams Wei Yu, Brian Lester, Nan Du, Andrew M Dai, and Quoc V Le. Finetuned language models are zero-shot learners. *arXiv preprint arXiv:2109.01652*, 2021.

- [10] Jiasen Lu, Dhruv Batra, Devi Parikh, and Stefan Lee. Vilbert: Pretraining task-agnostic visiolinguistic representations for vision-and-language tasks. *Advances in neural information processing systems*, 32, 2019.
- [11] Kaiming He, Xinlei Chen, Saining Xie, Yanghao Li, Piotr Dollár, and Ross Girshick. Masked autoencoders are scalable vision learners. In *Proceedings of the IEEE/CVF Conference on Computer Vision and Pattern Recognition*, pages 16000–16009, 2022.
- [12] Alexander Rives, Joshua Meier, Tom Sercu, Siddharth Goyal, Zeming Lin, Jason Liu, Demi Guo, Myle Ott, C. Lawrence Zitnick, Jerry Ma, and Rob Fergus. Biological structure and function emerge from scaling unsupervised learning to 250 million protein sequences. *PNAS*, 2019. doi: 10.1101/622803. URL <https://www.biorxiv.org/content/10.1101/622803v4>.
- [13] Sheng Wang, Yuzhi Guo, Yuhong Wang, Hongmao Sun, and Junzhou Huang. Smiles-bert: large scale unsupervised pre-training for molecular property prediction. In *Proceedings of the 10th ACM international conference on bioinformatics, computational biology and health informatics*, pages 429–436, 2019.
- [14] Ahmed Elnaggar, Michael Heinzinger, Christian Dallago, Ghaliya Rehawi, Yu Wang, Llion Jones, Tom Gibbs, Tamas Feher, Christoph Angerer, Martin Steinegger, et al. Prottrans: Toward understanding the language of life through self-supervised learning. *IEEE transactions on pattern analysis and machine intelligence*, 44(10):7112–7127, 2021.
- [15] Fang Wu, Shuting Jin, Yinghui Jiang, Xurui Jin, Bowen Tang, Zhangming Niu, Xiangrong Liu, Qiang Zhang, Xiangxiang Zeng, and Stan Z Li. Pre-training of equivariant graph matching networks with conformation flexibility for drug binding. *Advanced Science*, 9(33):2203796, 2022.
- [16] Xiaomin Fang, Lihang Liu, Jieqiong Lei, Donglong He, Shanzhuo Zhang, Jingbo Zhou, Fan Wang, Hua Wu, and Haifeng Wang. Geometry-enhanced molecular representation learning for property prediction. *Nature Machine Intelligence*, 4(2):127–134, 2022.
- [17] Yuyang Wang, Jianren Wang, Zhonglin Cao, and Amir Barati Farimani. Molecular contrastive learning of representations via graph neural networks. *Nature Machine Intelligence*, 4(3): 279–287, 2022.
- [18] Gengmo Zhou, Zhifeng Gao, Qiankun Ding, Hang Zheng, Hongteng Xu, Zhewei Wei, Linfeng Zhang, and Guolin Ke. Uni-mol: A universal 3d molecular representation learning framework. 2022.
- [19] Shengjie Luo, Tianlang Chen, Yixian Xu, Shuxin Zheng, Tie-Yan Liu, Liwei Wang, and Di He. One transformer can understand both 2d & 3d molecular data. *arXiv preprint arXiv:2210.01765*, 2022.
- [20] Ruoxi Sun. Does gnn pretraining help molecular representation? *arXiv preprint arXiv:2207.06010*, 2022.
- [21] Justin S Smith, Ben Nebgen, Nicholas Lubbers, Olexandr Isayev, and Adrian E Roitberg. Less is more: Sampling chemical space with active learning. *The Journal of chemical physics*, 148 (24):241733, 2018.
- [22] Lauri Himanen, Marc OJ Jäger, Eiaki V Morooka, Filippo Federici Canova, Yashasvi S Ranawat, David Z Gao, Patrick Rinke, and Adam S Foster. Dscribe: Library of descriptors for machine learning in materials science. *Computer Physics Communications*, 247:106949, 2020.
- [23] Zaixi Zhang, Qi Liu, Hao Wang, Chengqiang Lu, and Chee-Kong Lee. Motif-based graph self-supervised learning for molecular property prediction. *Advances in Neural Information Processing Systems*, 34:15870–15882, 2021.
- [24] Fang Wu, Dragomir Radev, and Stan Z Li. Molformer: motif-based transformer on 3d heterogeneous molecular graphs. *Rn*, 1:1, 2023.

- [25] Xuan Lin, Zhe Quan, Zhi-Jie Wang, Tengfei Ma, and Xiangxiang Zeng. Kgnn: Knowledge graph neural network for drug-drug interaction prediction. In *IJCAI*, volume 380, pages 2739–2745, 2020.
- [26] Oliver Wieder, Stefan Kohlbacher, Méline Kuenemann, Arthur Garon, Pierre Ducrot, Thomas Seidel, and Thierry Langer. A compact review of molecular property prediction with graph neural networks. *Drug Discovery Today: Technologies*, 37:1–12, 2020.
- [27] Zhenqin Wu, Bharath Ramsundar, Evan N Feinberg, Joseph Gomes, Caleb Geniesse, Aneesh S Pappu, Karl Leswing, and Vijay Pande. Moleculenet: a benchmark for molecular machine learning. *Chemical science*, 9(2):513–530, 2018.
- [28] Renjie Liao, Zhizhen Zhao, Raquel Urtasun, and Richard S Zemel. Lanczosnet: Multi-scale deep graph convolutional networks. *arXiv preprint arXiv:1901.01484*, 2019.
- [29] Kevin Yang, Kyle Swanson, Wengong Jin, Connor Coley, Philipp Eiden, Hua Gao, Angel Guzman-Perez, Timothy Hopper, Brian Kelley, Miriam Mathea, et al. Analyzing learned molecular representations for property prediction. *Journal of chemical information and modeling*, 59(8):3370–3388, 2019.
- [30] Chao Shang, Qinqing Liu, Ko-Shin Chen, Jiangwen Sun, Jin Lu, Jinfeng Yi, and Jinbo Bi. Edge attention-based multi-relational graph convolutional networks. *arXiv preprint arXiv:1802.04944*, 2018.
- [31] Xiaofeng Wang, Zhen Li, Mingjian Jiang, Shuang Wang, Shugang Zhang, and Zhiqiang Wei. Molecule property prediction based on spatial graph embedding. *Journal of chemical information and modeling*, 59(9):3817–3828, 2019.
- [32] Youjun Xu, Jianfeng Pei, and Luhua Lai. Deep learning based regression and multiclass models for acute oral toxicity prediction with automatic chemical feature extraction. *Journal of chemical information and modeling*, 57(11):2672–2685, 2017.
- [33] Michael Withnall, Edvard Lindelöf, Ola Engkvist, and Hongming Chen. Building attention and edge message passing neural networks for bioactivity and physical–chemical property prediction. *Journal of cheminformatics*, 12(1):1–18, 2020.
- [34] Thomas N Kipf and Max Welling. Semi-supervised classification with graph convolutional networks. *arXiv preprint arXiv:1609.02907*, 2016.
- [35] Petar Veličković, Guillem Cucurull, Arantxa Casanova, Adriana Romero, Pietro Lio, and Yoshua Bengio. Graph attention networks. *arXiv preprint arXiv:1710.10903*, 2017.
- [36] Keyulu Xu, Weihua Hu, Jure Leskovec, and Stefanie Jegelka. How powerful are graph neural networks? *arXiv preprint arXiv:1810.00826*, 2018.
- [37] Derek van Tilborg, Alisa Alenicheva, and Francesca Grisoni. Exposing the limitations of molecular machine learning with activity cliffs. *Journal of Chemical Information and Modeling*, 62(23):5938–5951, 2022.
- [38] Dagmar Stumpfe, Huabin Hu, and Jürgen Bajorath. Advances in exploring activity cliffs. *Journal of Computer-Aided Molecular Design*, 34:929–942, 2020.
- [39] Jinheon Baek, Minki Kang, and Sung Ju Hwang. Accurate learning of graph representations with graph multiset pooling. *arXiv preprint arXiv:2102.11533*, 2021.
- [40] Yu Rong, Yatao Bian, Tingyang Xu, Weiyang Xie, Ying Wei, Wenbing Huang, and Junzhou Huang. Self-supervised graph transformer on large-scale molecular data. *Advances in Neural Information Processing Systems*, 33:12559–12571, 2020.
- [41] Ashish Vaswani, Noam Shazeer, Niki Parmar, Jakob Uszkoreit, Llion Jones, Aidan N Gomez, Łukasz Kaiser, and Illia Polosukhin. Attention is all you need. *Advances in neural information processing systems*, 30, 2017.

- [42] Ling Xue and Jurgen Bajorath. Molecular descriptors in chemoinformatics, computational combinatorial chemistry, and virtual screening. *Combinatorial chemistry & high throughput screening*, 3(5):363–372, 2000.
- [43] Ting Chen, Simon Kornblith, Kevin Swersky, Mohammad Norouzi, and Geoffrey E Hinton. Big self-supervised models are strong semi-supervised learners. *Advances in neural information processing systems*, 33:22243–22255, 2020.
- [44] Chengqiang Lu, Qi Liu, Chao Wang, Zhenya Huang, Peize Lin, and Lixin He. Molecular property prediction: A multilevel quantum interactions modeling perspective. In *Proceedings of the AAAI Conference on Artificial Intelligence*, volume 33, pages 1052–1060, 2019.
- [45] Zhaoping Xiong, Dingyan Wang, Xiaohong Liu, Feisheng Zhong, Xiaozhe Wan, Xutong Li, Zhaojun Li, Xiaomin Luo, Kaixian Chen, Hualiang Jiang, et al. Pushing the boundaries of molecular representation for drug discovery with the graph attention mechanism. *Journal of medicinal chemistry*, 63(16):8749–8760, 2019.
- [46] Shengchao Liu, Mehmet F Demirel, and Yingyu Liang. N-gram graph: Simple unsupervised representation for graphs, with applications to molecules. *Advances in neural information processing systems*, 32, 2019.
- [47] Fan-Yun Sun, Jordan Hoffmann, Vikas Verma, and Jian Tang. Infograph: Unsupervised and semi-supervised graph-level representation learning via mutual information maximization. *arXiv preprint arXiv:1908.01000*, 2019.
- [48] Ziniu Hu, Yuxiao Dong, Kuansan Wang, Kai-Wei Chang, and Yizhou Sun. Gpt-gnn: Generative pre-training of graph neural networks. In *Proceedings of the 26th ACM SIGKDD International Conference on Knowledge Discovery & Data Mining*, pages 1857–1867, 2020.
- [49] Hannes Stärk, Dominique Beaini, Gabriele Corso, Prudencio Tossou, Christian Dallago, Stephan Günnemann, and Pietro Liò. 3d infomax improves gnns for molecular property prediction. In *International Conference on Machine Learning*, pages 20479–20502. PMLR, 2022.
- [50] Shengchao Liu, Hanchen Wang, Weiyang Liu, Joan Lasenby, Hongyu Guo, and Jian Tang. Pre-training molecular graph representation with 3d geometry. *arXiv preprint arXiv:2110.07728*, 2021.
- [51] Yassine Ouali, Céline Hudelot, and Myriam Tami. An overview of deep semi-supervised learning. *arXiv preprint arXiv:2006.05278*, 2020.
- [52] Olivier Chapelle, Bernhard Scholkopf, and Alexander Zien. Semi-supervised learning (chapelle, o. et al., eds.; 2006)[book reviews]. *IEEE Transactions on Neural Networks*, 20(3):542–542, 2009.
- [53] Mengying Sun, Jing Xing, Huijun Wang, Bin Chen, and Jiayu Zhou. Mocl: Data-driven molecular fingerprint via knowledge-aware contrastive learning from molecular graph. In *Proceedings of the 27th ACM SIGKDD Conference on Knowledge Discovery & Data Mining*, pages 3585–3594, 2021.
- [54] Samuli Laine and Timo Aila. Temporal ensembling for semi-supervised learning. *arXiv preprint arXiv:1610.02242*, 2016.
- [55] Augustus Odena. Semi-supervised learning with generative adversarial networks. *arXiv preprint arXiv:1606.01583*, 2016.
- [56] Mamshad Nayeem Rizve, Kevin Duarte, Yogesh S Rawat, and Mubarak Shah. In defense of pseudo-labeling: An uncertainty-aware pseudo-label selection framework for semi-supervised learning. *arXiv preprint arXiv:2101.06329*, 2021.
- [57] Roshan Rao, Nicholas Bhattacharya, Neil Thomas, Yan Duan, Peter Chen, John Canny, Pieter Abbeel, and Yun Song. Evaluating protein transfer learning with tape. *Advances in neural information processing systems*, 32, 2019.

- [58] Renxiao Wang, Xueliang Fang, Yipin Lu, Chao-Yie Yang, and Shaomeng Wang. The pdbname database: methodologies and updates. *Journal of medicinal chemistry*, 48(12):4111–4119, 2005.
- [59] Roshan M Rao, Joshua Meier, Tom Sercu, Sergey Ovchinnikov, and Alexander Rives. Transformer protein language models are unsupervised structure learners. *bioRxiv*, 2020. doi: 10.1101/2020.12.15.422761. URL <https://www.biorxiv.org/content/10.1101/2020.12.15.422761v1>.
- [60] Victor Garcia Satorras, Emiel Hoogeboom, and Max Welling. E (n) equivariant graph neural networks. In *International conference on machine learning*, pages 9323–9332. PMLR, 2021.
- [61] Antti Tarvainen and Harri Valpola. Mean teachers are better role models: Weight-averaged consistency targets improve semi-supervised deep learning results. *Advances in neural information processing systems*, 30, 2017.
- [62] David Yarowsky. Unsupervised word sense disambiguation rivaling supervised methods. In *33rd annual meeting of the association for computational linguistics*, pages 189–196, 1995.
- [63] Jing Zhao, Xijiong Xie, Xin Xu, and Shiliang Sun. Multi-view learning overview: Recent progress and new challenges. *Information Fusion*, 38:43–54, 2017.
- [64] M Ehsan Abbasnejad, Anthony Dick, and Anton van den Hengel. Infinite variational autoencoder for semi-supervised learning. In *Proceedings of the IEEE Conference on Computer Vision and Pattern Recognition*, pages 5888–5897, 2017.
- [65] Kihyuk Sohn, David Berthelot, Nicholas Carlini, Zizhao Zhang, Han Zhang, Colin A Raffel, Ekin Dogus Cubuk, Alexey Kurakin, and Chun-Liang Li. Fixmatch: Simplifying semi-supervised learning with consistency and confidence. *Advances in neural information processing systems*, 33:596–608, 2020.
- [66] Qizhe Xie, Minh-Thang Luong, Eduard Hovy, and Quoc V Le. Self-training with noisy student improves imagenet classification. In *Proceedings of the IEEE/CVF conference on computer vision and pattern recognition*, pages 10687–10698, 2020.
- [67] Dong-Hyun Lee et al. Pseudo-label: The simple and efficient semi-supervised learning method for deep neural networks. In *Workshop on challenges in representation learning, ICML*, volume 3, page 896, 2013.
- [68] Zheyang Shen, Jiashuo Liu, Yue He, Xingxuan Zhang, Renzhe Xu, Han Yu, and Peng Cui. Towards out-of-distribution generalization: A survey. *arXiv preprint arXiv:2108.13624*, 2021.
- [69] Dan Hendrycks, Steven Basart, Norman Mu, Saurav Kadavath, Frank Wang, Evan Dorundo, Rahul Desai, Tyler Zhu, Samyak Parajuli, Mike Guo, et al. The many faces of robustness: A critical analysis of out-of-distribution generalization. In *Proceedings of the IEEE/CVF International Conference on Computer Vision*, pages 8340–8349, 2021.
- [70] Xiao Cai, Feiping Nie, Weidong Cai, and Heng Huang. Heterogeneous image features integration via multi-modal semi-supervised learning model. In *Proceedings of the IEEE International Conference on Computer Vision*, pages 1737–1744, 2013.
- [71] Eric Arazo, Diego Ortego, Paul Albert, Noel E O’Connor, and Kevin McGuinness. Pseudo-labeling and confirmation bias in deep semi-supervised learning. In *2020 International Joint Conference on Neural Networks (IJCNN)*, pages 1–8. IEEE, 2020.
- [72] John Jumper, Richard Evans, Alexander Pritzel, Tim Green, Michael Figurnov, Olaf Ronneberger, Kathryn Tunyasuvunakool, Russ Bates, Augustin Žídek, Anna Potapenko, et al. Highly accurate protein structure prediction with alphafold. *Nature*, 596(7873):583–589, 2021.
- [73] Ahmet Iscen, Giorgos Tolias, Yannis Avrithis, and Ondrej Chum. Label propagation for deep semi-supervised learning. In *Proceedings of the IEEE/CVF conference on computer vision and pattern recognition*, pages 5070–5079, 2019.



- [74] Bianca Zadrozny, John Langford, and Naoki Abe. Cost-sensitive learning by cost-proportionate example weighting. In *Third IEEE international conference on data mining*, pages 435–442. IEEE, 2003.
- [75] Kalyanmoy Deb and Kalyanmoy Deb. Multi-objective optimization. In *Search methodologies: Introductory tutorials in optimization and decision support techniques*, pages 403–449. Springer, 2013.
- [76] Sebastian Ruder. An overview of multi-task learning in deep neural networks. *arXiv preprint arXiv:1706.05098*, 2017.
- [77] Ian Goodfellow, Jean Pouget-Abadie, Mehdi Mirza, Bing Xu, David Warde-Farley, Sherjil Ozair, Aaron Courville, and Yoshua Bengio. Generative adversarial networks. *Communications of the ACM*, 63(11):139–144, 2020.
- [78] Huiling Qin, Xianyuan Zhan, Yuanxun Li, Xiaodu Yang, and Yu Zheng. Network-wide traffic states imputation using self-interested coalitional learning. In *Proceedings of the 27th ACM SIGKDD Conference on Knowledge Discovery & Data Mining*, pages 1370–1378, 2021.
- [79] Yaroslav Ganin, Evgeniya Ustinova, Hana Ajakan, Pascal Germain, Hugo Larochelle, François Laviolette, Mario Marchand, and Victor Lempitsky. Domain-adversarial training of neural networks. *The journal of machine learning research*, 17(1):2096–2030, 2016.
- [80] Teague Sterling and John J Irwin. Zinc 15–ligand discovery for everyone. *Journal of chemical information and modeling*, 55(11):2324–2337, 2015.
- [81] Bharath Ramsundar, Peter Eastman, Patrick Walters, Vijay Pande, Karl Leswing, and Zhenqin Wu. *Deep Learning for the Life Sciences*. O’Reilly Media, 2019. <https://www.amazon.com/Deep-Learning-Life-Sciences-Microscopy/dp/1492039837>.
- [82] Greg Landrum et al. Rdkit: A software suite for cheminformatics, computational chemistry, and predictive modeling. *Greg Landrum*, 8, 2013.
- [83] Anna Gaulton, Louisa J Bellis, A Patricia Bento, Jon Chambers, Mark Davies, Anne Hersey, Yvonne Light, Shaun McGlinchey, David Michalovich, Bissan Al-Lazikani, et al. ChEMBL: a large-scale bioactivity database for drug discovery. *Nucleic acids research*, 40(D1):D1100–D1107, 2012.
- [84] Diederik P Kingma and Jimmy Ba. Adam: A method for stochastic optimization. *arXiv preprint arXiv:1412.6980*, 2014.
- [85] David Rogers and Mathew Hahn. Extended-connectivity fingerprints. *Journal of chemical information and modeling*, 50(5):742–754, 2010.
- [86] Matthias Fey and Jan Eric Lenssen. Fast graph representation learning with pytorch geometric. *arXiv preprint arXiv:1903.02428*, 2019.
- [87] Yanjun Ma, Dianhai Yu, Tian Wu, and Haifeng Wang. Paddlepaddle: An open-source deep learning platform from industrial practice. *Frontiers of Data and Computing*, 1(1):105–115, 2019.

# Appendices

## Appendix A Experimental Setups

### A.1 Unlabeled Data

We use the ZINC15 [80] database to collect unlabeled molecular data, which can be downloaded from DeepChem [81]. There are four different data sizes supported by ZINC15: 250K, 1M, 10M, and 270M. For activity cliff estimations, we use the 250K version as the unlabeled dataset. For MoleculeNet, we utilize the 1M molecules as the unlabeled dataset. Those unlabeled SMILES are then converted by RDKit [82] into 2D graphs. We expect future work to enrich the unlabeled corpus by leveraging other resources such as ChemBL [83], Chembridge, and Chemdiv.

### A.2 Molecular Property Predictions

**Dataset Description.** We conduct experiments on the MoleculeNet [27] to examine the efficaciousness of our algorithm for molecular property prediction. It is a widely used benchmark and we include 9 datasets in the main text, which are described as follows:

- **BBBP.** The blood-brain barrier penetration (BBBP) dataset contains binary labels of blood-brain barrier penetration (permeability).
- **BACE.** The BACE dataset provides quantitative ( $IC_{50}$ ) and qualitative (binary label) binding results for a set of inhibitors of human  $\beta$ -secretase 1 (BACE-1).
- **ClinTox.** The ClinTox dataset compares drugs approved by the FDA and those that have failed clinical trials for toxicity reasons.
- **Tox21.** The “Toxicology in the 21st Century” (Tox21) initiative created a public database, which contains qualitative toxicity measurements on 12 biological targets, including nuclear receptors and stress response pathways.
- **Toxcast.** ToxCast is another data collection (from the same initiative as Tox21) providing toxicology data for a large library of compounds based on in vitro high-throughput screening, including experiments on over 600 tasks.
- **SIDER.** The Side Effect Resource (SIDER) is a database of marketed drugs and adverse drug reactions (ADR), grouped into 27 system organ classes.
- **ESOL.** ESOL is a small dataset consisting of water solubility data (log solubility in mols per liter) for common organic small molecules.
- **FreeSolv.** The Free Solvation Database (FreeSolv) provides experimental and calculated hydration-free energy of small molecules in water.
- **Lipo.** Lipophilicity is an important feature of drug molecules, which affects both membrane permeability and solubility. This dataset provides experimental results of octanol/water distribution coefficient. The Free Solvation Database (FreeSolv) provides (logD at pH 7.4).

**Data Split.** In our experiment, we follow the previous work GEM [16] and Uni-Mol [18] and adopt the scaffold splitting to divide different datasets into training, validation, and test sets with a ratio of 80%, 10%, and 10%. It has been widely acknowledged that scaffold splitting is more challenging than random splitting because the scaffold sets of molecules in different subsets do not intersect [18]. This splitting tests the model’s generalization ability and reflects the realistic cases [27], and Zhou et al. [18] find that whether or not chirality is considered when generating the scaffold using RDKit has a significant impact on the division results. The performance of different methods in Table 1 all follows the same scaffold splitting, where MolCLR is reproduced. In all experiments, we choose the checkpoint with the best validation loss and document the results on the test set run by that checkpoint.

**Implementation Details.** In our experiments for molecular property prediction, we utilize 4 A100 GPUs and an Adam Optimizer [84] with a weight decay of  $1e-16$  for all GNN models, *i.e.*, GCN, GAT, and GIN. A ReduceLROnPlateau scheduler is employed to automatically adjust the learning

rate with a patience of 10 epochs. Before the semi-supervised learning stage, we first pretrain the target molecular model via supervised learning for 100 epochs and then pretrain the instructor model for 50 epochs, where an early stopping mechanism is utilized with patience of 5 epochs. Similar to GEM [16], we normalize the property label by subtracting the mean and dividing the standard deviation of the training set. As for the performance of baselines, we copy all available results from GEM [16], Uni-Mol [18] and 3D-Infomax [49].

As for the reproduction of three semi-supervised learning methods, Semi-GAN is modified from <https://github.com/opetrova/SemiSupervisedPytorchGAN>.  $\pi$ -model is transformed from a simple Tensorflow-based version at <https://github.com/geosada/PI>. UPS is directly modified from its official GitHub at <https://github.com/nayemrizve/ups>.

**Hyperparameter Search Space.** Referring to prior studies, we adopt a grid search to find the best combination of hyperparameters for the molecular property prediction task. To reduce the time cost, we set a smaller search space for the large datasets (*e.g.*, ToxCast). We report the details of the hyperparameter setup of InstructBio in Table 4.

Table 4: Hyperparameters setup for InstructBio in molecular property prediction.

Hyperparameters Search Space	Symbol	Value
<b>Training Setup</b>		
Epochs	–	[100, 200, 300]
Batch size	–	[32, 64, 128]
Learning rate	–	[1e-4, 5e-5, 1e-6, 5e-6]
Warmup ratio	–	[0.0, 0.05, 0.1]
Update frequency	$k$	[5, 10, 20]
Unlabeled data size	–	[1K, 10K, 100K, 250K]
Balance weight for Unlabeled data and labeled data	$\alpha$	[0.01, 0.05, 0.1, 0.2, 0.3, 0.5]
<b>GNN Architecture</b>		
Dropout rate	–	[0.2, 0.4]
Number of GNN layers	–	[2, 3, 4, 5, 6]
The hidden dimension of node representations	–	[32, 64, 128, 256, 512]
The hidden dimension of edge representations	–	[64, 128, 256]
Number of heads in GMT	–	[4, 8, 12]
Hidden dimension in GMT	–	[64, 128, 256, 512]
Number of fully-connected layers	–	[1, 2]

### A.3 Activity Cliffs Estimation

**Dataset Description.** To investigate the efficacy of InstructBio in the low-data scenario for activity cliff estimation, we adopt the MoleculeACE [37] as the benchmark. It is a tool for evaluating the predictive performance on activity cliff compounds of machine learning models, available on Github <https://github.com/molML/MoleculeACE>. MoleculeACE collects and curates bioactivity data on 30 macromolecular targets. The curated collection contains a total of 48.7K molecules, of which 35.6K are unique, and mimics typical drug discovery datasets as it includes several target families and spans different training scenarios. For each macromolecular target, activity cliffs are identified by considering pairwise structural similarities and differences in potency. Three distinct approaches containing substructure similarity, scaffold similarity, and similarity of SMILES strings are used to quantify molecular similarities between any pairs of molecules. Since MoleculeACE is a relatively new benchmark with no prior work thoroughly calculating its statistics, we compute the key stats in Table 5 for readers to have a comprehensive understanding of its molecular distributions.

**Data Split.** We refer to the original paper [37] and follow its strategy to split the dataset. It is worth noting that the nature of activity cliffs complicates data splitting because having high structural similarity but vastly differing bioactivities makes it infeasible to evenly distribute activity cliff molecules across sets by both their structure and activity. Besides, multiple molecules are often involved in the same activity cliff series. As a consequence, molecules are clustered based on substructure similarity using spectral clustering on extended connectivity fingerprints (ECFPs) [85].

Table 5: Description of 30 regression datasets in MoleculeACE, including the number of molecules, the maximum, the minimum, the mean, and the standard deviation of the ground truth properties.

	# of Compounds	Min	Max	Mean	Std
CHEMBL4203_Ki	731	-4.90	0.50	-2.50	1.02
CHEMBL2034_Ki	750	-4.27	1.00	-1.20	1.09
CHEMBL233_Ki	3,142	-4.80	2.00	-1.68	1.29
CHEMBL4616_EC50	682	-4.15	1.00	-1.20	0.93
CHEMBL287_Ki	1,328	-4.67	1.44	-1.52	1.09
CHEMBL218_EC50	1,031	-4.99	1.52	-2.25	1.05
CHEMBL264_Ki	2,862	-4.93	1.60	-1.25	1.10
CHEMBL219_Ki	1,859	-4.95	1.74	-1.77	1.07
CHEMBL2835_Ki	615	-3.66	1.00	-0.33	0.95
CHEMBL2147_Ki	1,456	-5.00	2.00	-1.14	1.96
CHEMBL231_Ki	973	-5.00	1.31	-2.07	1.26
CHEMBL3979_EC50	1,125	-4.79	1.22	-2.27	1.15
CHEMBL237_EC50	955	-4.70	1.96	-1.56	1.39
CHEMBL244_Ki	3,097	-5.00	2.00	-1.86	1.64
CHEMBL4792_Ki	1,471	-4.25	1.15	-2.07	1.11
CHEMBL1871_Ki	659	-4.75	0.60	-1.95	1.03
CHEMBL237_Ki	2,602	-4.91	1.85	-1.66	1.33
CHEMBL262_Ki	856	-5.00	1.05	-2.49	1.06
CHEMBL2047_EC50	631	-4.96	0.52	-2.77	0.98
CHEMBL239_EC50	1,721	-4.95	1.59	-2.65	1.09
CHEMBL2971_Ki	976	-5.00	1.22	-1.14	1.45
CHEMBL204_Ki	2,754	-6.39	2.00	-2.10	1.51
CHEMBL214_Ki	3,317	-4.80	1.85	-1.66	1.14
CHEMBL1862_Ki	794	-5.00	1.73	-1.41	1.51
CHEMBL234_Ki	3,657	-4.86	1.70	-1.54	1.18
CHEMBL238_Ki	1,052	-4.97	0.35	-2.34	1.09
CHEMBL235_EC50	2,349	-5.00	1.74	-2.57	1.09
CHEMBL4005_Ki	960	-4.35	1.52	-1.31	1.07
CHEMBL236_Ki	2,598	-5.00	2.00	-2.01	1.35
CHEMBL228_Ki	1,704	-4.86	1.89	-1.67	1.21

And for each cluster, molecules are split into a training (80%) and test set (20%) by stratified random sampling using their activity cliff label. At last, the performance is evaluated using a  $K$ -fold cross-validation, where  $K$  is set as 5.

**Implementation Details.** All tasks are run on 4 A100 Gpus and employ an Adam optimizer with the same weight decay for molecular property prediction. We also pretrain the target model and the instructor model to stabilize the training and enhance performance. Following van Tilborg et al. [37], atom features consist of two parts: (1) One-hot-encoded properties include atom type, orbital hybridization, atomic vertex degree, aromaticity, and ring membership. (2) Numerically encoded properties include atomic weight, partial charge, number of valence electrons, and number of bound hydrogens. The atomic weight and partial charge are scale-transformed via a sigmoidal function.

For the reproduction of three cutting-edge pretraining algorithms, GROVE [40] is downloaded from its official Github <https://github.com/tencent-ailab/grover>. To be explicit, we use the base pretrained model for GROVE. MolCLR is downloaded from its official Github <https://github.com/yuyangw/MolCLR>. GEM is downloaded from its official Github [https://github.com/PaddlePaddle/PaddleHelix/tree/dev/apps/pretrained\\_compound/ChemRL/GEM](https://github.com/PaddlePaddle/PaddleHelix/tree/dev/apps/pretrained_compound/ChemRL/GEM). Both GROVE and MolCLR are implemented in Pytorch Geometric package (PyG) [86], while GEM is implemented in its self-built PaddlePaddle platform. [87].

**Hyperparameter Search Space.** Similar to experiments for molecular property prediction, we also adopt a grid search to find the best combination of hyperparameters for the activity cliff estimation task. Here due to the fact that all 30 datasets are of small sizes, we set the same search space for

all of them. The details of the hyperparameter setup of InstructBio are listed in Table 6. To reduce the searching cost, we use a 3-layer GNN with a hidden dimension of node representations of 128 and a hidden dimension of edge representations of 256. We use a GMT with 8 heads and a hidden dimension of 128. Besides that, we keep the dropout rate and the number of fully-connected layers at 0.4 and 1, respectively. In other words, we stabilize the setup for GNN architectures but only tune the training hyperparameters for activity cliff estimations.

Table 6: Hyperparameters setup for InstructBio in activity cliff estimations.

Hyperparameters Search Space	Symbol	Value
<b>Training Setup</b>		
Epochs	–	[100, 200]
Batch size	–	[32, 64, 128]
Learning rate	–	[1e-4, 5e-5, 1e-6]
Warmup ratio	–	[0.0, 0.05, 0.1]
Update frequency	$k$	[5, 10, 20]
Unlabeled data size	–	[1K, 10K, 100K, 1M]
Balance weight for Uulabeled data and labeled data	$\alpha$	[0.01, 0.05, 0.1, 0.2, 0.3, 0.5]

## Appendix B Additional Experiments

### B.1 Performance for Random Scaffold Splitting

We additionally execute experiments using the random scaffold splitting on the classification datasets following the same experimental setting used in GROVE [40], which is much easier than the standard scaffold splitting used in our main text. As shown in Table 7, our findings notice that GEM blended with InstructBio also achieves stronger results than all baselines. The baseline results are copied from GROVE and GEM.

Table 7: Comparison of performance on the molecular property prediction tasks, where a random scaffold splitting is adopted.

Datasets	Classification (ROC-AUC %, higher is better $\uparrow$ )						Avg.
	BBBP	BACE	ClinTox	Tox21	ToxCast	SIDER	
# Molecules	2039	1513	1478	7831	8575	1427	–
# Tasks	1	1	2	12	617	27	–
<b>w.o. pretraining</b>							
D-MPNN	91.9(3.0)	85.2(5.3)	89.7(4.0)	82.6(2.3)	71.8(1.1)	63.2(2.3)	80.7
Attentive FP	90.8(5.0)	86.3(1.5)	93.3(2.0)	80.7(2.0)	57.9(0.1)	60.5(6.0)	78.3
<b>w. pretraining</b>							
N-Gram <sub>XGB</sub>	91.2(1.3)	87.6(3.5)	85.5(3.7)	76.9(2.7)	–	63.2(0.5)	–
PretrainGNN	91.5(4.0)	85.1(2.7)	76.2(5.8)	81.1(1.5)	71.4(1.9)	61.4(0.6)	77.8
GROVER <sub>base</sub>	93.6(0.8)	87.8(1.6)	92.5(1.3)	81.1(1.5)	72.3(1.0)	65.6(0.6)	82.3
GROVER <sub>large</sub>	94.0(1.9)	89.7(2.8)	94.4(2.1)	81.9(2.0)	72.3(1.0)	65.8(2.3)	83.4
GEM	95.3(0.7)	92.5(1.0)	97.7(1.9)	83.1(2.5)	73.7(1.0)	66.3(1.4)	85.2
GEM + InstructBio	<b>95.8(1.4)</b>	<b>93.2(1.6)</b>	<b>97.8(2.0)</b>	<b>83.7(3.0)</b>	<b>74.2(1.3)</b>	<b>67.0(1.8)</b>	<b>85.3</b>

### B.2 Ablation Studies

Apart from the results in Table 1, we also conduct several ablation studies in activity cliff estimations to demonstrate the efficacy of our InstructBio. As displayed in Table 8, InstructBio considerably enhances the performance of GNNs with an average improvement of above 20%.

Table 8: Performance of GIN with and without InstructBio on 30 datasets of MoleculeACE.

Datasets	CHEMBL1862_Ki	CHEMBL1871_Ki	CHEMBL2034_Ki	CHEMBL204_Ki	CHEMBL2047_EC50
<b>GIN</b>	1.019	0.854	0.951	1.179	0.895
<b>+ InstructBio</b>	<b>0.848</b>	<b>0.760</b>	<b>0.744</b>	<b>0.778</b>	<b>0.710</b>
relative imp.	16.78%	11.01%	21.77%	34.01%	20.67%
Datasets	CHEMBL214_Ki	CHEMBL2147_Ki	CHEMBL218_EC50	CHEMBL219_Ki	CHEMBL228_Ki
<b>GIN</b>	0.959	1.262	0.950	1.070	0.987
<b>+ InstructBio</b>	<b>0.777</b>	<b>0.721</b>	<b>0.773</b>	<b>0.831</b>	<b>0.839</b>
relative imp.	18.98%	42.87%	18.63%	22.34%	14.99%
Datasets	CHEMBL231_Ki	CHEMBL233_Ki	CHEMBL234_Ki	CHEMBL235_EC50	CHEMBL236_Ki
<b>GIN</b>	0.936	0.979	0.900	0.875	1.039
<b>+ InstructBio</b>	<b>0.737</b>	<b>0.753</b>	<b>0.840</b>	<b>0.680</b>	<b>0.809</b>
relative imp.	21.26%	23.08%	6.67%	22.29%	22.14%
Datasets	CHEMBL237_EC50	CHEMBL237_Ki	CHEMBL238_Ki	CHEMBL239_EC50	CHEMBL244_Ki
<b>GIN</b>	1.165	0.974	0.820	1.048	1.402
<b>+ InstructBio</b>	<b>0.844</b>	<b>0.914</b>	<b>0.709</b>	<b>0.734</b>	<b>0.883</b>
relative imp.	27.55%	6.16%	13.54%	29.96%	37.02%
Datasets	CHEMBL262_Ki	CHEMBL264_Ki	CHEMBL2835_Ki	CHEMBL287_Ki	CHEMBL2971_Ki
<b>GIN</b>	0.916	0.882	0.671	0.928	1.018
<b>+ InstructBio</b>	<b>0.769</b>	<b>0.720</b>	<b>0.406</b>	<b>0.724</b>	<b>0.735</b>
relative imp.	16.05%	18.37%	39.49%	21.98%	27.80%
Datasets	CHEMBL3979_EC50	CHEMBL4005_Ki	CHEMBL4203_Ki	CHEMBL4616_EC50	CHEMBL4792_Ki
<b>GIN</b>	1.020	0.889	1.017	0.947	1.047
<b>+ InstructBio</b>	<b>0.829</b>	<b>0.700</b>	<b>0.871</b>	<b>0.717</b>	<b>0.739</b>
relative imp.	18.73%	21.26%	14.36%	24.29%	29.42%