

Towards Corpus-Scale Discovery of Selection Biases in News Coverage: Comparing What Sources Say About Entities as a Start

Sihao Chen William Bruno Dan Roth

University of Pennsylvania

{sihaoc, wwbruno, danroth}@cis.upenn.edu

Abstract

News sources undergo the process of selecting newsworthy information when covering a certain topic. The process inevitably exhibits *selection biases*, i.e. news sources' typical patterns of choosing what information to include in news coverage, due to their agenda differences. To understand the magnitude and implications of selection biases, one must first discover (1) on what topics do sources typically have diverging definitions of "newsworthy" information, and (2) do the content selection patterns correlate with certain attributes of the news sources, e.g. ideological leaning, etc.

The goal of the paper is to investigate and discuss the challenges of building scalable NLP systems for discovering patterns of media selection biases directly from news content in massive-scale news corpora, without relying on labeled data. To facilitate research in this domain, we propose and study a conceptual framework, where we compare how sources typically mention certain controversial entities, and use such as indicators for the sources' content selection preferences. We empirically show the capabilities of the framework through a case study on NELA-2020, a corpus of 1.8M news articles in English from 519 news sources worldwide. We demonstrate an unsupervised representation learning method to capture the selection preferences for how sources typically mention controversial entities. Our experiments show that that distributional divergence of such representations, when studied collectively across entities and news sources, serve as good indicators for an individual source's ideological leaning. We hope our findings will provide insights for future research on media selection biases.

1 Introduction

News media represents one of the most prominent information channels to our eventful world. Although we are blessed with a wide variety of news

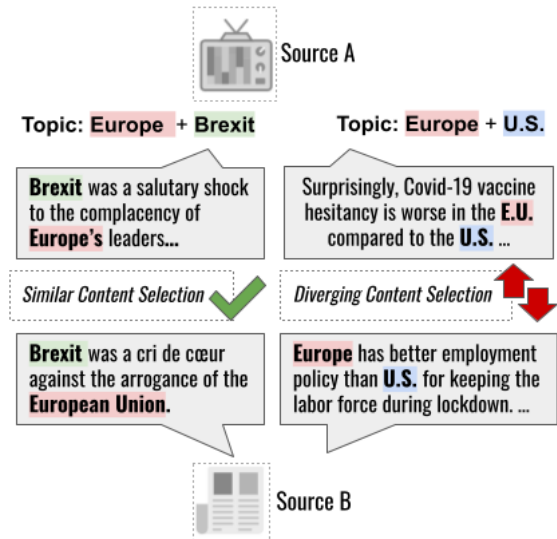


Figure 1: Overview of our conceptual framework: We represent a sources' content selection preferences by comparing the content of news coverage on each fine-grained topic against other sources. We found that a source's selection preferences on different topics collectively serve as good indicators for its ideological leaning (§ 5.2). In our study, we choose to represent the topic of a text segment by the entities it mentions.

sources, each source naturally has to go through the process of sampling and condensing information to include in news coverage. The editorial decisions of what is newsworthy or not directly influence the perceived representation of the reported topic or event by the audience (D'Alessio and Allen, 2000; Groeling, 2013). Such problem is generally referred to as *media selection bias*¹. Understanding the patterns of media selection biases is crucial, yet intrinsically difficult. As the editorial decisions of various sources have different motivations, and their content selection preferences vary drastically by topic, it would require a holistic, massive scale of content analysis before we can uncover the magnitude and form of selection biases that each source

¹As *selection bias* is a much overloaded term, we will define the precise scope of our study in § 2.

exhibits.

In this paper, we discuss and investigate the challenges of developing scalable computational methods for discovering patterns of selection biases from news content directly. Our study revolves around two research questions. First, how do we represent a sources’ selection preferences by each topic of the news content they produce? And subsequently, can we try to explain such selection preferences by quantifying their correlation with a set of the source’s motivating attributes, such as ideological leaning?

We start off by discussing the challenges and limitations of existing methods from the NLP perspective (§ 2). Surrounding the two research questions, we propose and sketch a conceptual framework which uses *named entities* to represent the *topic* of a text segment. Figure 1 illustrates our idea with a motivating example. From news articles published by different sources within similar time frames, we extract and categorize text segments by which two² of the common named entities that they mention. When looking at such text segments collectively and comparatively across news sources, the aspect or context in which the two entities get mentioned would implicitly reflect the two sources’ similar or different content preferences on the topic. We formulate the task of recognizing whether two text segments present similar context as an unsupervised representation learning objective, as we will describe in § 3.2. We observe that such entity-centric formulations provide a flexible way of aligning different sources’ statements made on similar topics, and thus the similarity between those statements would conceptually reflect the similarity between the two sources’ content selection preferences with respect to the topic.

We assess the utility of the idea by conducting a case study on the NELA-2020 corpus (Horne et al., 2018; Gruppi et al., 2021), which consists of ~1.8M news articles in 2020 from 519 news sources worldwide. We first identify a set of most frequent entities through entity linking and corpus statistics as our topics of interest for the study (§ 3.1). With political bias ratings of the sources from media watchdog *AllSides*³, we discover empirical evidence that the collective set of content selection preferences

²We use two instead one, as we observe two entities in a sentence would provide focused and much finer-grained topic guidance, as shown in Figure 1.

³<https://www.allsides.com/media-bias/media-bias-ratings>

w.r.t. topics guided by entities show positive correlation with the ideological polarization among the sources. Interestingly, we also observe that our methodology can be used to identify common grounds among sources, where sources typically agree with each other regardless of their ideological leaning. Following such observation, we describe a statistical way to define and discover *archetypical entity pairs*, for which sources with conflicting ideological preferences display polarized content selection preferences. We empirically show that archetypical entity pairs provide a straightforward way of recognizing the ideological leaning of a source.

In summary, our contributions are three-fold:

1. We investigate the challenges of discovering patterns of media selection bias from massive-scale news corpora. We discuss and connect the research questions with the goal of building scalable NLP systems for such.
2. We propose a conceptual framework for the challenge, which uses *named entities* to represent the topic of a text segment. We propose an unsupervised representation learning objective to capture the similar/different content selection preferences from the set of text segments by different news sources.
3. We conduct a case study on NELA-2020, a large-scale multi-national news corpus. We empirically validate the utility of our approach, and discover that the derived representations of sources’ selection preferences can be used as indicators for the ideological polarity among sources.

2 Background and Challenges

During news production, selection biases typically happen on the macro-level of editorial decisions, and thus it is widely believed that selection biases serve as good indicators for the implicit intent and motivating theme behind news sources. However, recognizing selection biases from news content alone is intrinsically difficult, as conceptually it requires knowing the *population* of all the stories within a topic that news sources can cover, which D’Alessio and Allen (2000) describe as “unknown and unidentifiable”. For the exact reason, past studies of media selection biases in communication research limit their scope on a focused event,

such as political protests, where the complete set of newsworthy aspects can be reasonably estimated (McCarthy et al., 1996; Hocke, 1996). However, the general applicability of such findings is fairly limited, since sources do not typically conform to the same type of content selection decisions for different topics, as we also observe in this study.

From a pragmatic point of view, there exist two ways to discover the existence of selection bias from a source with respect to another. The first and most obvious way is through observations such as: *Source A mentioned this fact or event, while Source B did not*. Other than the difficulty in assessing the truth value of such statements, such observations might often be attributed to less significant factors such as the mismatching size or publication frequency of the target news sources (D’Alessio and Allen, 2000). The second way, which we adopt in this study, is to identify cases where *Source A and Source B discuss the same topics within a relatively small time frame, but they choose to mention them in very different context or aspects*. The right hand side of Figure 1 shows an example of such. Although such observation on its own does not reveal which side potentially exhibits selection bias, it represents the diverging interests of the sources on the matter. Along this line, our empirical results with such analysis across many sources reveal that the interests can be partially explained by the diverging ideological preferences of various sources.

Challenge: Representing Topic The first challenge of this space lies within the notion of *topic*. The type of analysis we target in this study requires a fine-grained yet generally applicable definition of topic. The goal aligns well, at least conceptually, with the broad scope of computational frame analysis (Boydston et al., 2013). *Framing* generally refers to a set of nuanced discourse strategies to selectively report and highlight certain aspects or sub-topics over others when discussing a topic (Entman, 1993). In practice, frame analysis usually starts from a pre-defined typology of sub-topic frames with respect to a set of controversial topics. Despite the recent efforts in extending the typologies and resources to increase coverage on topics and domains (Roy and Goldwasser, 2020), the general applicability of such analysis remains limited.

Our study aims to address the limitation of using a fixed frame typology by considering *entities* as an alternative to sub-topic frame. This is in-part motivated by the fact that entities themselves usually

provide strong topic guidance (Gabrilovich et al., 2007). This enables us to align statements made by different sources on the same entity pairs, and study them comparatively. We will refer to such statements as *context sentences* for a pair of entities throughout the rest of the paper.

Challenge: Recognizing Selection Preferences

The next piece of the puzzle is how we would represent the different content selection preferences of sources, given that set of statements they made containing the target pairs of entities.

Formally, given two entities of interest e_1 and e_2 , we want to learn a representation $g(C_{e_1, e_2}^s | e_1, e_2)$ from a list of context sentences C_{e_1, e_2}^s sampled from news articles by source $s \in S$. Again, context sentences C_{e_1, e_2}^s are defined as all sentences that contain mentions of both e_1 and e_2 from source s . Collectively, C_{e_1, e_2}^s represent all the statements that source s made about e_1 and e_2 within the sample time frame.

Given two sources s_A and s_B , the conceptual goal is to identify whether $C_{e_1, e_2}^{s_A}$ are topically different from $C_{e_1, e_2}^{s_B}$. This objective in part resemble the family of conditional language modeling tasks (Keskar et al., 2019), where the distributional divergence of the two sets of statement can be used as distance metric for their topical relatedness. In our case, we train a language model with the learning objective of recognizing whether two context sentences (with entity mentions masked) contain the same set of entities or not, with training data sampled from Wikipedia. We observe that language models learned through such objective is effective in capturing the high-level topical selection differences reflected in the context sentences.

3 Model Overview

3.1 Extracting Entities As Topics

As a first step, we use entity linking and corpus statistics to identify and disambiguate a set of frequently mentioned entities within the NELA corpus as the topics of interest throughout our study. Due to the sheer scale of the corpus, we use the small version of NER model in spaCy⁴ to identify named entity mentions. We opt for a simple yet effective method for entity linking (Ratinov et al., 2011). In Wikipedia, we compute the fraction of times a page of title t is linked from another page with an anchor

⁴en_core_web_sm

text/mention m . At inference time, given a mention m , we take the title with highest conditional probability, i.e. $\hat{t} = \operatorname{argmax}_{t \in T} (P(t|m))$.

We then compute the frequency of the disambiguated entities in all NELA corpus and take the 1,000 most frequent as the topics of interest for the study.

3.2 Recognizing Topical Difference between Context Sentences

We now describe the process of learning the topical representation of context sentence $c \in C_{e_1, e_2}^s$. Conceptually, as data sparsity can be a concern with entity pairs, we want the representation to capture the topical context of e_1 and e_2 described in c , while being agnostic to the topical information exposed by the surface form of e_1 and e_2 themselves.

Inspired by recent advances in neural knowledge base construction (Verga et al., 2021; Sun et al., 2021), we build an encoder model from pretrained `ROBERTabase` model and parameters (Liu et al., 2019). For each input context sentence $c \in C_{e_1, e_2}^s$, we use a special token ‘[ENT]’ to mask the mention of e_1 and e_2 . In addition, we add ‘[R1]’ and ‘[R2]’ after the two entity masks respectively. The token embeddings of ‘[R1]’ and ‘[R2]’ would jointly represent the context in which the two entities get mentioned. The last hidden layer h_{R1} and h_{R2} of the two tokens are then forwarded through a linear layer to get the embedding r_{e_1, e_2} .

$$r(c) = W^T [h_{R1}, h_{R2}]$$

To obtain training data for the language model, we sample all sentences with two or more mentions of the 1,000 entities of interest from Wikipedia. This gives us about 3M sentences in total. We adopt triplet margin loss as our training objective. Each training instance consists of three context sentences – For each anchor sentence $c \in C_{e_1, e_2}^s$, we randomly sample a positive sentence $c^+ \in C_{e_1, e_2}^s$ and a negative sentence $c^- \notin C_{e_1, e_2}^s$ which mentions at least one other entity other than $\{e_1, e_2\}$. The objective is to maximize the relative similarity between $r(c)$ and $r(c^+)$, and we use L-2 norm as the distance function.

$$\mathcal{L} = \max[d(c, c^+) - d(c, c^-) + 1, 0]$$

$$d(c_1, c_2) = \|r(c_1) - r(c_2)\|_2$$

Our model is trained on a single Nvidia TITAN RTX in 5 hours. We report the hyperparameter settings for the RoBERTa model in Appendix A.

Given the set of news articles published by each source $s \in \{s_1, \dots, s_n\}$ in NELA, we identify all context sentences C_{e_i, e_j}^s for each entity pair (e_i, e_j) . We run each context sentence $c \in C_{e_i, e_j}^s$ through the context sentence encoder and mean-pool to get the result embedding. The embedding conceptually represents the collective content selection choices made by the source with respect to the target topic entities.

$$g(C_{e_i, e_j}^s) = \frac{\sum_c r(c)}{|C_{e_i, e_j}^s|}$$

4 Experiments and Results

To assess the utility of our model framework, we investigate whether the learned representation of the sources’ selection preferences correlate with the respective ideological preferences among sources. The main hypothesis we assess here is that sources with similar ideological preferences would discuss certain topics in more similar ways compared to sources with diverging interests. This way the distributional similarity/divergence of the source representations can be used as a tool to identify polarity among sources.

For such, we focus on the 65 sources in NELA with 5-way political bias ratings from *AllSides* (*{left, lean left, center, lean right, right}*).

4.1 Source Embedding Visualization

We first demonstrate that our language model representations of content selection preferences are indicative of the sources’ selection biases and ideological preferences out-of-the-box. Figure 2 shows the visualization of the first two principle components for the per-source embeddings of four example pairs of entities. We observe that the embeddings capture the following two factors of the typical context in which the two entities are described.

Topic Variance Since the embeddings are learned through the conditional similarity between context sentences, naturally, the variance, or the “scatteredness” of the embeddings is indicative of the variety of topics in which the two entities are mentioned in. For example, as Figure 2 shows, *U.S. House and Senate* are generally more likely mentioned in similar context than *Russia and United States*, regardless of the political tendency of the sources.

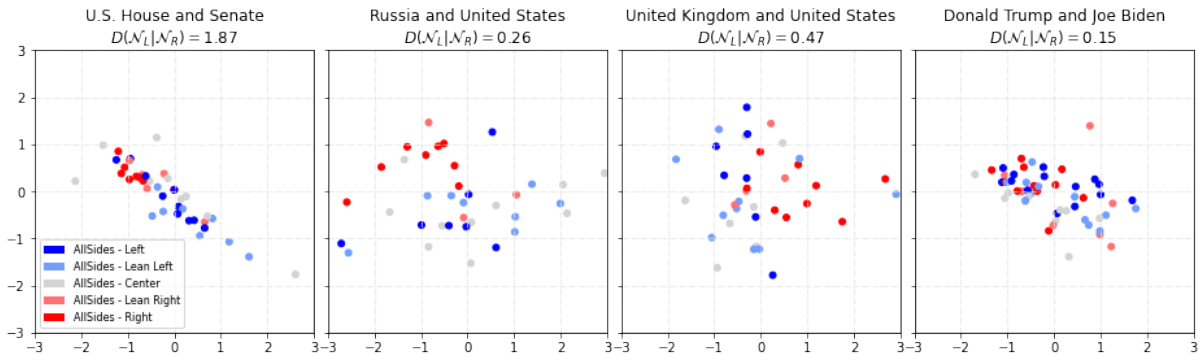


Figure 2: PCA visualization of the source representations with respect to four representative pairs of entities. We consider the subset of 65 sources in NELA that are annotated by *AllSides* with their political bias rating. Each dot in the plots represent a source, and is colored with respect to their political bias rating. $D(\mathcal{N}_L||\mathcal{N}_R)$ measures the *left vs right* distributional divergence of the source embeddings. More details can be found in § 5.1

Model	Classifier	P	R	$F_{\beta=1}$
RoBERTa	Lasso Regression	59.55	56.10	57.77
	Ridge Regression	68.90	56.10	61.84
	Linear SVM	76.51	56.10	64.73
	RBF-Kernel SVM	70.49	68.29	69.37
Ours	Lasso Regression	70.22	60.98	65.27
	Ridge Regression	70.85	53.66	61.06
	Linear SVM	74.49	60.98	67.06
	RBF-Kernel SVM	80.49	75.61	77.97

Table 1: Three-way polarity $\{left, center, right\}$ prediction results on the MBFC test set, in weighted macro-averaged precision (P), recall (R) and $F_{\beta=1}$. We use the embeddings from 20 most frequent entity pairs in the NELA corpus as input features to the classifiers.

Divergence among *left vs right* sources We observe that the representations of selection preferences for certain topics are directly indicative of the ideological divide between the *left vs right* sources. From Figure 2, we see that *U.S. House and Senate* is a good example of such. For *Russia and United States*, *United Kingdom and United States*, despite the high topic variance, the PCA plot still suggests a clear divide between how the two sides typically frame the topic. We also observe counter-examples such as *Donald Trump vs. Joe Biden*, we suspect that as news mentioning the two in 2020 mostly focus on election, the two entities are more likely to be mentioned in similar context by different sources.

The findings suggest that we can recognize and characterize the polarity between sources, using a set of *archetypical* entity pairs, as we will demonstrate in § 4.2 and § 5.2.

4.2 Source Polarity Prediction

We now use a modeling approach to evaluate whether our language model representations of content selection preferences can be used as indicators for a sources’ ideological preference. We formulate our task as a three-way polarity prediction task: Given a set of k entity pairs, we construct the representation g^{s_i} of each source s_i by concatenating s_i ’s embeddings for all k entity pairs. Then we train a classifier using g^{s_i} as input features, and predict the three-way $\{left, center, right\}$ political bias rating of the source s_i .

To construct a test set with sources not labeled by *AllSides*, we collect the 5-way political bias ratings from Media Bias / Fact Check (MBFC)⁵. We aggregate the 5-way labels from both *AllSides* and MBFC into 3-way $\{left, center, right\}$. After removing the 54 sources from MBFC that overlaps with *AllSides*, we use the rest 41 sources as the heldout test set. We verify the label agreement between the two by evaluating the ground truth MBFC’s labels against *AllSides*’ using the overlap set, and get 81.99 weighted macro-averaged F_1 . More details can be found in Appendix B.

For baseline comparison, we replace our context sentence encoder with `RoBERTabase` without fine-tuning. As the main goal here is to evaluate the descriptive power of the embeddings, we compare four types of popular linear/non-linear classifiers with relatively small parameter size to avoid overfitting, and freeze the embeddings from underlying embedding model during classifier training. For all models, we set $k = 20$, and use the 20 most frequent entity pairs in the NELA corpus to construct

⁵<https://mediabiasfactcheck.com/>

Highest Divergence	$D(\mathcal{N}_L \mathcal{N}_R)$	Lowest Divergence	$D(\mathcal{N}_L \mathcal{N}_R)$
<i>U.S. House of Representatives and Senate</i>	1.87	<i>Donald Trump and U.S. House</i>	0.07
<i>Iran and United States</i>	1.42	<i>United States and U.S. Senate</i>	0.07
<i>Donald Trump and the F.B.I.</i>	1.40	<i>Joe Biden and Kamala Harris</i>	0.07
<i>C.D.C and United States</i>	1.36	<i>United States and Mexico</i>	0.08
<i>China and United States</i>	1.12	<i>United States and White House</i>	0.08
<i>Donald Trump and Russia</i>	1.00	<i>United States and United States Congress</i>	0.09

Table 2: Example entity pairs with the highest and lowest distributional divergence (§ 5.1) among sources with respect to their political bias ratings from *AllSides*.

the source representation and input features g^{s_i} for each source s_i .

Table 1 shows the evaluation results. We run 5-fold cross-validation on the *AllSide* training set to select the hyper-parameters of the classifier models individually. We report the hyperparameter settings in Appendix A. We observe that the SVM model with RBF kernel, the only non-linear model, performs the best on the MBFC test set. More importantly, across all methods, except for Ridge Regression, our method achieved consistently better results than `ROBERTa`, suggesting the benefit and advantage of our learning objectives on modeling sources’ selection biases.

5 Analysis

5.1 Identifying Archetypical Entity Pairs for Ideological Divergence

In the previous section, we empirically show that, depending on the choice of entity pairs, the content selection preferences can be indicative of the divide between *left vs. right* ideological preferences. Conceptually, identifying such a *archetypical* set of entity pairs would provide us an interface to better recognize and characterize polarity among sources, and in turn enable us to reason about their interests and patterns with respect to the each topic.

We now describe a statistical procedure to automatically identify such *Archetypical Entity Pairs (AEPs)* by measuring the distributional divergence of the embeddings from *left vs right* sources. Like § 4.2, we aggregate five-way media bias ratings from *AllSides* into three-way $\{left, center, right\}$ labels. For each entity pair $\{e_i, e_j\}$, we use the distributional divergence, measured by two-way Kullback–Leibler (KL) divergence, of left- vs. right-leaning sources to measure whether $\{e_i, e_j\}$ is a good indicator for the divide between *left vs. right* sources. For such, we fit multi-variate Gaussian distribution $\mathcal{N}_L(\mu_L, \Sigma_L)$ and $\mathcal{N}_R(\mu_R, \Sigma_R)$ to the d

dimensional embeddings of left- vs. right-leaning sources respectively. We then compute the KL-divergence between the two Gaussians.

$$D(\mathcal{N}_L||\mathcal{N}_R) = \frac{1}{2}(\text{tr}(\Sigma_R^{-1}\Sigma_L) + \ln \frac{|\Sigma_R|}{|\Sigma_L|} + (\mu_R - \mu_L)^T \Sigma_R^{-1}(\mu_R - \mu_L) - d)$$

We compute $D(\mathcal{N}_L||\mathcal{N}_R)$ for the 100 most frequent entity pairs in the NELA corpus. The average $D(\mathcal{N}_L||\mathcal{N}_R)$ is 0.386, with standard deviation of 0.394. Table 2 shows the entity pairs with the highest and lowest divergence respectively.

Conceptually, this provides us a systematic way to quantify which entity pairs serve as better indicators for the divide between the content selection preferences from groups of sources with different political tendencies.

5.2 Understanding Sources’ Selection Biases with Archetypical Entity Pairs

In § 5.1, we demonstrated a way to construct a set of AEPs through distributional divergence measurements. We now demonstrate, through a case study, how a such set of AEPs can be used to characterize sources’ selection biases.

We start by selecting five example sources of interest: *Breitbart* (Right), *Fox News* (Lean Right), *CNN* (Center), *The New York Times* (Lean Left), and *The Huffington Post* (Left). We select the 10 entity pairs with the highest $D(\mathcal{N}_L||\mathcal{N}_R)$, that also have more than 10 context sentences present in the corpus. For each entity pair, we train an individual linear SVM classifier⁶ to predict the three way political bias rating of the sources using the *AllSides* training set, with the five sources of interest held out from training. We use the individual SVM classifiers to classify the political bias rating of the five sources with respect to each entity pair.

⁶We choose not to use the best performing RBF-kernel SVM here, as it is more sensitive to hyperparameter choices, which are more difficult to tune for in this setting.

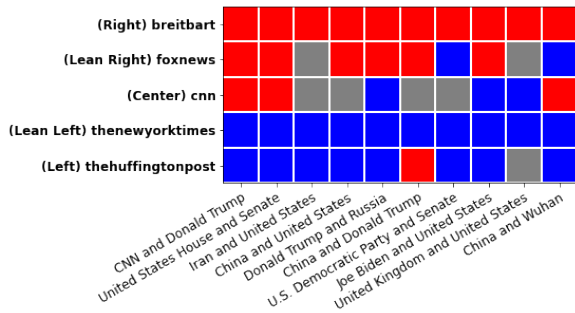


Figure 3: Predicted polarity $\{left, center, right\}$ of five held-out sources (with most prolific publication rates in the NELA corpus) of different political bias ratings with respect to ten archetypical entity pairs (AEPs) with highest $D(\mathcal{N}_L || \mathcal{N}_R)$ values. We observe that the distribution of predicted polarity on the AEPs is indicative of the sources’ political bias ratings. Some entity pairs shown in Table 2 are omitted from this figure, due to lack of coverage by one or more of the five sources.

Figure 3 shows the prediction results. We observe that label distribution on the 10 entity pairs indicates the political bias rating of the individual sources. In the case of *The New York Times* and *Breitbart*, the predicted polarity on all 10 entity pairs consistently reflect their political bias ratings. Some disagreements can be observed with the other three sources. Interestingly, in the case of CNN, the predicted polarity on the 10 entity pairs are mixed, potentially indicating the source’s more centered or unbiased position on the political bias spectrum.

With such analysis, we reach the interesting observation that sources don’t conform to their *perceived* ideological preference or political tendency on every matter. Depending on the topic, the same source could very well exhibit opposite attitude to their usual ideological preference. Similarly, sources with different ideological preferences do not always disagree with each other, and there exist common grounds. We argue that the key advantage of our proposed methodology is that it can uncover such agreements/disagreements on a fine-grained topic level. This allows us to jointly reason and characterize the selection biases and (political) polarity in an interpretable way.

5.3 Probing with Subjective Predicates Templates

To understand what media attitude or sentiment that the context sentence embeddings imply or entail, we design a probing method to our embeddings that leverages the semantics of subjective predicates.

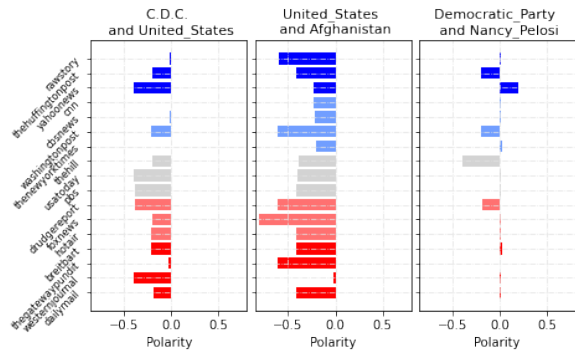


Figure 4: Sentiment polarity score ($positive \rightarrow 1$ and $negative \rightarrow -1$) by a list of sources for three example pairs of entities, inferred from the projected similarity between subjective verb predicates (§ 5.3) and the context sentence embeddings by each source. The sources are colored according to their political bias rating from *AllSides*.

Following similar strategies proposed by Iyyer et al. (2016) and Han et al. (2019), we construct a list of subjective predicates and project our embeddings as a distribution over the subjective predicates. For such, we sample 400 verb predicates with its sentiment polarity labels ($positive$ vs $negative$) from the MPQA subjective lexicon (Wilson et al., 2005), with the 200 most frequent positive and negative polarity verb predicates in the NELA corpus respectively. With each verb predicate, we formulate a prompt in the same formats as the inputs to our context sentence encoder (§ 3.2): We prepend [ENT] [R0] and append [ENT] [R1] to the verb predicate as a probing prompt to the model. We encode the probing prompt for each individual verb predicate using the context sentence encoder. Given an context sentence embedding from a source, we compute its cosine similarity to the embeddings of all 400 verb predicate prompts. We take the top 10 most similar verb predicates, and take the weighted mean of the polarity label ($positive = 1$ vs $negative = -1$) of the verb predicates as the sentiment score for the context sentence. The weight on each verb predicate is determined by the softmax probabilities over the cosine similarity scores.

Figure 5 shows the projected sentiment score on three example entity pairs from a list of sources with different political bias ratings. We observe that in the cases of *C.D.C* and *United States*, as well as *Afghanistan* and *United States*, sources from different sides mostly exhibit negative sentiment when describing the entity pairs. In the case of

Afghanistan and *United States*, the overall negative sentiment is stronger, and more conservative sources seem to exhibit more polarized attitude compared to the liberal sources. Similar observations can be made on *C.D.C* and *United States*. In the case of *Democratic Party* and *Nancy Pelosi*, we see a more mixed sentiment from most sources, with only a few exceptions.

The probing result shows once again the nuanced difference in how sources typically frame different set of topics, and how such difference does not necessarily conform with their perceived political bias.

6 Related Work and Discussion

In this study, we propose and study a conceptual entity-focused approach to represent and reason about the similarity/difference of various sources' content selection preferences. We in turn discover that such representations can be used as describe their ideological polarity.

Besides the use case in this study, named entities have many other implications to discourse modeling and understanding in NLP. [Choi et al. \(2016\)](#) propose a general ILP-based inference method for tracking the dynamic sentiment relations between entities mentioned in the same document. [Iyyer et al., 2016](#)) introduce a unsupervised learning method to project the relation between fiction characters on to word embedding space. [Han et al. \(2019\)](#) adopt a similar strategy to track the dynamic relationship between nations, as depicted by news media. [You and Goldwasser \(2020\)](#) formulate a cloze style task for predicting the relation between two fictional characters in the multiple-choice question-answering format.

The goal of our study aligns in part with frame analysis. The goal of frame analysis is typically identifying selection biases, manifested by frame usages in articles, and study its connection to certain attributes of information sources, such as ideological preferences. Frame analysis usually starts from a pre-defined typology of sub-topic frames with respect to a set of controversial topics. [Boyd-stun et al. \(2013\)](#) defines a set of 15 commonly used frames by news media, and [Card et al. \(2015\)](#) introduces a large-scale corpus, where documents of three topics are hand labeled with their sub-topic frame usage. A series of studies has since used the two resources to develop classifiers for predicting the primary frame of a document ([Card et al.,](#)

[2016; Ji and Smith, 2017; Field et al., 2018](#)). Our work instead looks to alleviate the limits of a pre-defined typology, and instead use entities as an open-domain way to represent topic.

It's worth noting that the goal of this work is intrinsically different from the political polarity prediction line of work ([Preoțiuc-Pietro et al., 2017; Kulkarni et al., 2018](#)), as our goal is not trying to predict political polarity for the sources, but instead using polarity as an interface to characterize the sources' selection biases.

The motivation of our work is closest in spirit to a recent study by [Pujari and Goldwasser \(2021\)](#), where they represent the political figures with their statements with regards to different entities. However, their approach requires a predefined set of political figures, news events, entities, which limits scalable analysis on more timely news content. As we design our context sentence encoder to be entity-agnostic, our method does not have such requirements. Our framework instead leverages the coverage on entity pairs that can be aligned across multiple sources. Although such formulation requires no labeled data, data scarcity can be a concern due to the sparse nature of entity pairs.

7 Conclusion

In this paper, we discuss and investigate the challenges of discovering patterns of selection biases from a massive-scale news corpus. Through a case study, we empirically validate the hypothesis that a source's selection biases have correlation with its ideological leaning.

With our empirical experimental results, we reach the interesting observation that sources do not necessarily conform to the same expected way of framing topics, and sources with different ideological preferences would still have common ground when it comes to certain topics. Therefore, we argue that understanding the selection biases in news media requires far more than assigning labels on the source-level. Instead, a good, alternative strategy is to comparatively analyze the statements made with respect to various topics among different sources, and understanding the implications of such difference in connection to the ideological/political preferences of the sources. Our paper merely offers one speculative way of doing so, and We hope that our proposed methodology and findings will facilitate future work on alone this line.

Limitations

Since the nature of the paper is provide initial speculative insights and empirical validation of our conceptual model, our method, in its current form, has many limitations. For one, even though our method requires no labeled data, it indeed requires a large amount of unlabeled data (for enough entity coverage). Specifically, our analysis method requires enough presence of context sentences per entity pair in the corpus.

As mentioned in § 2, our study only focus on comparing the topics that both/all sources cover. We leave the more challenging cases of partial source coverage for future work.

It's worth noting that the analysis tool developed in this study only provides speculations for studying selection biases and polarity of news sources. The results alone do not stand as evidence for such.

Acknowledgements

This work was supported by a Focused Award from Google, and by Contract FA8750-19-2-1004 with the US Defense Advanced Research Projects Agency (DARPA). Approved for Public Release, Distribution Unlimited. The views expressed are those of the authors and do not reflect the official policy or position of the Department of Defense or the U.S. Government.

References

- Amber E Boydston, Justin H Gross, Philip Resnik, and Noah A Smith. 2013. Identifying media frames and frame dynamics within and across policy issues. In *New Directions in Analyzing Text as Data Workshop, London*.
- Dallas Card, Amber Boydston, Justin H Gross, Philip Resnik, and Noah A Smith. 2015. The media frames corpus: Annotations of frames across issues. In *Proceedings of the 53rd Annual Meeting of the Association for Computational Linguistics and the 7th International Joint Conference on Natural Language Processing (Volume 2: Short Papers)*, pages 438–444.
- Dallas Card, Justin H Gross, Amber Boydston, and Noah A Smith. 2016. Analyzing framing through the casts of characters in the news. In *Proceedings of the 2016 conference on empirical methods in natural language processing*, pages 1410–1420.
- Eunsol Choi, Hannah Rashkin, Luke Zettlemoyer, and Yejin Choi. 2016. Document-level sentiment inference with social, faction, and discourse context. In *Proceedings of the 54th Annual Meeting of the Association for Computational Linguistics (Volume 1: Long Papers)*, pages 333–343.
- Dave D'Alessio and Mike Allen. 2000. Media bias in presidential elections: A meta-analysis. *Journal of communication*, 50(4):133–156.
- Robert M Entman. 1993. Framing: Towards clarification of a fractured paradigm. *McQuail's reader in mass communication theory*, pages 390–397.
- Anjalie Field, Doron Kliger, Shuly Wintner, Jennifer Pan, Dan Jurafsky, and Yulia Tsvetkov. 2018. Framing and agenda-setting in russian news: a computational analysis of intricate political strategies. In *Proceedings of the 2018 Conference on Empirical Methods in Natural Language Processing*, pages 3570–3580.
- Evgeniy Gabrilovich, Shaul Markovitch, et al. 2007. Computing semantic relatedness using wikipedia-based explicit semantic analysis. In *IJcAI*, volume 7, pages 1606–1611.
- Tim Groeling. 2013. Media bias by the numbers: Challenges and opportunities in the empirical study of partisan news. *Annual Review of Political Science*, 16.
- Maurício Gruppi, Benjamin D Horne, and Sibel Adali. 2021. Nela-gt-2020: A large multi-labelled news dataset for the study of misinformation in news articles. *arXiv preprint arXiv:2102.04567*.
- Xiaochuang Han, Eunsol Choi, and Chenhao Tan. 2019. No permanent friends or enemies: Tracking relationships between nations from news. In *Proceedings of the 2019 Conference of the North American Chapter of the Association for Computational Linguistics: Human Language Technologies, Volume 1 (Long and Short Papers)*, pages 1660–1676.
- Peter Hocke. 1996. *Determining the selection bias in local and national newspaper reports on protest events*. WZB.
- Benjamin D Horne, Sara Khedr, and Sibel Adali. 2018. Sampling the news producers: A large news and feature data set for the study of the complex media landscape. In *Twelfth International AAAI Conference on Web and Social Media*.
- Mohit Iyyer, Anupam Guha, Snigdha Chaturvedi, Jordan Boyd-Graber, and Hal Daumé III. 2016. Feuding families and former friends: Unsupervised learning for dynamic fictional relationships. In *Proceedings of the 2016 Conference of the North American Chapter of the Association for Computational Linguistics: Human Language Technologies*, pages 1534–1544.
- Yangfeng Ji and Noah A Smith. 2017. Neural discourse structure for text categorization. In *Proceedings of the 55th Annual Meeting of the Association for Computational Linguistics (Volume 1: Long Papers)*, pages 996–1005.

- Nitish Shirish Keskar, Bryan McCann, Lav R Varshney, Caiming Xiong, and Richard Socher. 2019. Ctrl: A conditional transformer language model for controllable generation. *arXiv preprint arXiv:1909.05858*.
- Vivek Kulkarni, Junting Ye, Steven Skiena, and William Yang Wang. 2018. Multi-view models for political ideology detection of news articles. In *Proceedings of the 2018 Conference on Empirical Methods in Natural Language Processing*, pages 3518–3527.
- Yinhan Liu, Myle Ott, Naman Goyal, Jingfei Du, Mandar Joshi, Danqi Chen, Omer Levy, Mike Lewis, Luke Zettlemoyer, and Veselin Stoyanov. 2019. Roberta: A robustly optimized bert pretraining approach. *arXiv preprint arXiv:1907.11692*.
- John D McCarthy, Clark McPhail, and Jackie Smith. 1996. Images of protest: Dimensions of selection bias in media coverage of washington demonstrations, 1982 and 1991. *American sociological review*, pages 478–499.
- Daniel Preotiu-Pietro, Ye Liu, Daniel Hopkins, and Lyle Ungar. 2017. Beyond binary labels: political ideology prediction of twitter users. In *Proceedings of the 55th Annual Meeting of the Association for Computational Linguistics (Volume 1: Long Papers)*, pages 729–740.
- Rajkumar Pujari and Dan Goldwasser. 2021. [Understanding politics via contextualized discourse processing](#). In *Proceedings of the 2021 Conference on Empirical Methods in Natural Language Processing*, pages 1353–1367, Online and Punta Cana, Dominican Republic. Association for Computational Linguistics.
- Lev Ratinov, Dan Roth, Doug Downey, and Mike Anderson. 2011. Local and global algorithms for disambiguation to wikipedia. In *Proceedings of the 49th annual meeting of the association for computational linguistics: Human language technologies*, pages 1375–1384.
- Shamik Roy and Dan Goldwasser. 2020. [Weakly supervised learning of nuanced frames for analyzing polarization in news media](#). In *Proceedings of the 2020 Conference on Empirical Methods in Natural Language Processing (EMNLP)*, pages 7698–7716, Online. Association for Computational Linguistics.
- Haitian Sun, Pat Verga, Bhuwan Dhingra, Ruslan Salakhutdinov, and William W. Cohen. 2021. Reasoning over virtual knowledge bases with open predicate relations. In *Proceedings of the 38th International Conference on Machine Learning*.
- Pat Verga, Haitian Sun, Livio Baldini Soares, and William Cohen. 2021. Adaptable and interpretable neural memory over symbolic knowledge. In *Proceedings of the 2021 Conference of the North American Chapter of the Association for Computational Linguistics: Human Language Technologies*, pages 3678–3691.
- Theresa Wilson, Janyce Wiebe, and Paul Hoffmann. 2005. Recognizing contextual polarity in phrase-level sentiment analysis. In *Proceedings of human language technology conference and conference on empirical methods in natural language processing*, pages 347–354.
- Thomas Wolf, Lysandre Debut, Victor Sanh, Julien Chaumond, Clement Delangue, Anthony Moi, Pierric Cistac, Tim Rault, Remi Louf, Morgan Funtowicz, Joe Davison, Sam Shleifer, Patrick von Platen, Clara Ma, Yacine Jernite, Julien Plu, Canwen Xu, Teven Le Scao, Sylvain Gugger, Mariama Drame, Quentin Lhoest, and Alexander Rush. 2020. [Transformers: State-of-the-art natural language processing](#). In *Proceedings of the 2020 Conference on Empirical Methods in Natural Language Processing: System Demonstrations*, pages 38–45, Online. Association for Computational Linguistics.
- Keen You and Dan Goldwasser. 2020. “where is this relationship going?”: Understanding relationship trajectories in narrative text. In *Proceedings of the Ninth Joint Conference on Lexical and Computational Semantics*, pages 168–178.

A Models and Hyperparameter Settings

We implement our context sentence encoder (§ 3.2) using Huggingface’s `transformers` library (Wolf et al., 2020), under Apache 2.0 license. We use and initialize the parameters of our models with pretrained `roberta-base` model.

We train the context sentence encoder with ADAM optimizer, with learning rate = $1e - 5$ and 3 training epoch. Our model is trained on a single Nvidia TITAN RTX in 5 hours.

For the classifiers, we use `scikit-learn`’s implementation of the four classifier models. Below we describe the hyperparameter settings of each model individually.

1. Lasso: $C = 1$
2. Ridge: $\alpha = 1.0$
3. Linear SVM: $C = 0.1$ with L-2 penalty and hinge loss
4. RBF-Kernel SVM: $C = 2$, with polynomial degree=3 for the kernel function. $\gamma = 0.01$

The weights for all classifiers are zero initialized.

B Label Agreement between *AllSides* and MBFC

MBFC has 54 sources labeled with 5-way political bias ratings that overlaps with AllSides annotations. We verify the label agreement between the two by evaluating the ground truth MBFC’s labels against AllSides’ using the overlap set, and get precision=84.50, recall=79.63, and 81.99 weighted macro-averaged F_1 . We show the confusion matrix between the overlap set below.

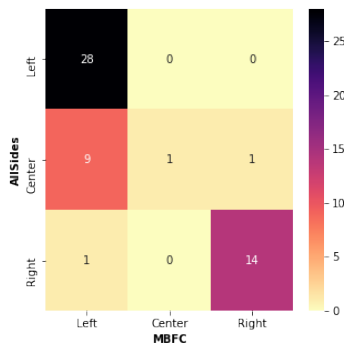


Figure 5: Confusion matrix of label agreement between MBFC and AllSides on the overlapping set of 54 sources.