

# RFAConv: Innovating Spatial Attention and Standard Convolutional Operation

Xin Zhang<sup>1</sup>, Chen Liu<sup>1</sup>, Degang Yang<sup>1,2 \*</sup>, Tingting Song<sup>1 \*\*</sup>, Yichen Ye<sup>3</sup>, Ke Li<sup>1</sup>, and Yingze Song<sup>1</sup>

<sup>1</sup> College of Computer and Information Science, Chongqing Normal University, Chongqing, 401331, china

<sup>2</sup> Chongqing Engineering Research Center of Educational Big Data Intelligent Perception and Application, Chongqing, 401331, china

<sup>3</sup> College of Electronic and Information Engineering, Southwest University, Chongqing, 400715, china

**Abstract.** Spatial attention has been demonstrated to enable convolutional neural networks to focus on critical information to improve network performance, but it still has limitations. In this paper, we explain the effectiveness of spatial attention from a new perspective, it is that the spatial attention mechanism essentially solves the problem of convolutional kernel parameter sharing. However, the information contained in the attention map generated by spatial attention is still lacking for large-size convolutional kernels. So, we propose a new attention mechanism called Receptive-Field Attention (RFA). The Convolutional Block Attention Module (CBAM) and Coordinate Attention (CA) only focus on spatial features and cannot fully solve the problem of convolutional kernel parameter sharing, but in RFA, the receptive-field spatial feature not only is focused but also provide good attention weights for large-size convolutional kernels. The Receptive-Field Attention convolutional operation (RFAConv) designed by RFA can be considered a new way to replace the standard convolution and brings almost negligible computational cost and a number of parameters. Numerous experiments on Imagenet-1k, MS COCO, and VOC demonstrate the superior performance of our approach in classification, object detection, and semantic segmentation tasks. Importantly, we believe that for some current spatial attention mechanisms that focus only on spatial features, it is time to improve the performance of the network by focusing on receptive-field spatial features. The code and pre-trained models for the relevant tasks can be found at <https://github.com/Liuchen1997/RFAConv>.

**Keywords:** attention mechanism, receptive-field attention, novel convolutional operation

## 1 Introduction

Convolutional neural networks [1, 2] have dramatically reduced the computational overhead and complexity of models by using the convolutional operation with shared parameters. Driven by classical networks, such as LeNet [3], AlexNet [4], and VGG [5], convolutional neural networks have now established a complete system and formed advanced convolutional neural network models [6, 7, 8, 9, 10] in the field of deep learning. After carefully studying the convolutional operation, we gained inspiration. For classification, object detection, and semantic segmentation tasks, On one hand, the shape, size, color, and distribution of objects in different locations in the image are variable. During the convolutional operation, the convolutional kernel uses the same parameters in each receptive field to extract information, which does not consider the differential information from different locations. This limits the performance of the network, it has been confirmed in many recent works [11, 12, 13]. On the other hand, the convolutional operation does not consider the importance of each feature, which further affects the effectiveness of extraction features and ultimately limits the performance of the model. In addition, the attention mechanism [14, 15, 16] allows the model to focus on important features, which can enhance the benefits of feature extraction and the ability of convolutional neural networks to capture detailed feature information. So the attention mechanism has been widely used in deep learning and successfully applied to various fields.

By studying the inherent shortcomings of convolutional operation and the characteristics of the attention mechanism, we assert that the existing spatial attention mechanism has solved the problem of sharing parameters of convolutional operation in essence, but

\* e-mail: yangdg@cqnu.edu.cn

\*\* e-mail: ttsong@cqnu.edu.cn

it is still limited to the cognition of spatial features. For larger convolutional kernels, the existing spatial attention mechanisms have not fully solved the problem of sharing parameters. Moreover, they cannot highlight the importance of each feature in receptive-field, such as the existing Convolutional Block Attention Module (CBAM) [17] and d Coordinate Attention (CA) [18]. Therefore, we propose a new receptive-field attention mechanism (RFA), which completely solves the problem of convolutional kernel sharing parameters, and fully considers the importance of each feature in the receptive-field. The convolutional operation designed through RFA (RFAConv) is a novel convolutional operation that can replace the standard convolutional operation in existing neural networks. RFAConv improves network performance by adding a few parameters and computing overhead. A large number of experiments on imagenet-1k [19], MS COCO [20], and VOC [21] have proved the effectiveness of RFAConv. As a novel convolution operation constructed by attention, it exceeds the convolutional operation (CAMConv, CBAMConv, CACConv) constructed by CAM [17], CBAM, and CA, as well as the standard convolutional operations. In addition, to solve the problem of slow extraction of receptive field features by current methods, a lightweight operation is proposed. In the process of constructing RFAConv, the upgraded version of CA and CBAM again is designed and conducted relevant experiments. We assert that the current spatial attention mechanism should put attention into receptive-field spatial features to promote the development of the current spatial attention mechanism, and again enhance the advantages of convolutional neural network architecture.

## 2 Related Works

### 2.1 Convolutional neural network architecture

A brilliant neural network architecture can improve performance for different tasks. The convolutional operation, as a basic operation of convolutional neural networks, has driven the development of artificial intelligence and contributed to advanced a lot of network models for vehicle detection [22], UAV images [23], medicine [24], etc. He et al. [25] considered that as the depth of the network increases, the model will become difficult to train and produce a degradation phenomenon, so they proposed the residual connection to innovate the design of convolutional neural network architecture. Huang et al. [26] enhanced feature information by reusing features to solve network gradient disappearance, and they innovated convolutional neural network architectures again. Through detailed research on convolutional operations, Dai et al. [27] asserted that the convolutional operation with a fixed sampling position limits the performance of the network to a certain extent, hence they proposed Deformable Conv to change the sampling positions of convolutional kernels by learning offsets. Based on Deformable Conv, Deformable Conv V2 [28], and Deformable Conv V3 [29] are proposed again to improve the performance of convolutional networks. Zhang et al. [30] noticed that group convolution could reduce the number of parameters and computational overhead of the model. However, less than the interaction of information within the group will affect the final network performance. The  $1 \times 1$  convolution can interact with information. However, it will bring more parameters and computational overhead, so they proposed the parameter-free "Channel Shuffle" operation to interact with the information between groups. Ma et al. [31] concluded experimentally that inference is not necessarily faster for models with few parameters, and vice versa for models with small computational effort, and after careful study, they proposed the shufflenet V2. The YOLO [32] object detection network divided the input image into the grid to predict the location and class of objects. Eight versions of object detectors based on YOLO have been proposed after continuous researches, such as YOLOv5 [33], YOLOv7 [34], YOLOv8 [35], etc. The mentioned above convolutional neural network architectures have achieved great success. However, they do not address the problem of parameter sharing in the process of extracting features. Our work starts from the attention mechanism to address the problem of convolutional parameter sharing from a new perspective.

### 2.2 Attention Mechanism

Attention mechanisms are used as a technique to improve the performance of network models, enabling them to focus on key features. The theory of attention mechanism has now established a complete and mature system in deep learning. Hu et al. [36] proposed a Squeeze-and-Excitation (SE) block to obtain the weights corresponding to each channel by compressing features to aggregate global channel information. Wang et al. [37] asserted that

the correspondence between individual channels and weights is indirect when the SE interacts with information, so they designed the Efficient Channel Attention (ECA) and replaced the Fully Connected (FC) layer in the SE with a one-dimensional convolution of adaptive kernel size. Woo et al. [17] proposed the Convolutional Block Attention Module (CBAM), which combines a channel attention and spatial attention. As a plug-and-play module, it can be embedded into convolutional neural networks to enhance network performance. Although SE and CBAM have improved the performance of the network. Hou et al. [18] still found that the compressing feature lost too much information in SE and CBAM. Therefore, they proposed lightweight coordinate attention (CA) to solve the problem in SE and CBAM. Fu et al. [38] designed a spatial attention module and channel attention module for extending Fully Convolutional Networks (FCN) to model semantic interdependencies in the spatial and channel dimensions, respectively. Zhang et al. [39] generated feature maps at different scales on channels to build a more efficient channel attention mechanism. This paper addresses the problem of sharing parameters of standard convolutional operations with a new perspective. It is that combining attention mechanisms to construct convolutional operations. Although the current attention mechanisms have obtained good performance, they still do not focus on receptive-field spatial features. Therefore, we designed RFA convolution operations with non-shared parameters to improve the performance of the network.

### 3 Methods

#### 3.1 Revisting Standard Convolutional Operation

The standard convolutional operation is taken as the basis to build convolutional neural networks, which extracts feature information through a sliding window of sharing parameters and solves the inherent problems of neural networks built with fully connected layers (i.e., large number of parameters and high computational overhead). Let  $X \in R^{C \times H \times W}$  denote the input feature maps, where C, H, and W denote the number of channels, height and width of the feature map, respectively. To be able to clearly show the process of extracting feature information by convolutional kernel,  $C = 1$  is used as an example. The convolutional operation to extract the feature information for each receptive field slider can be expressed as follows:

$$\begin{aligned} F_1 &= X_{11} \times K_1 + X_{12} \times K_2 + X_{13} \times K_3 + \dots + X_{1S} \times K_S \\ F_2 &= X_{21} \times K_1 + X_{22} \times K_2 + X_{23} \times K_3 + \dots + X_{2S} \times K_S \\ &\dots \\ F_N &= X_{N1} \times K_1 + X_{N2} \times K_2 + X_{N3} \times K_3 + \dots + X_{NS} \times K_S \end{aligned} \quad (1)$$

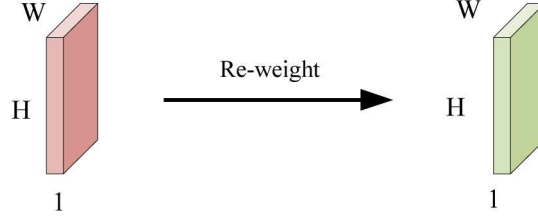
Here,  $F_i$  represents the value obtained after each convolutional slider operation and  $X_i$  represents the pixel value at the corresponding position within each slider.  $K$  represents the convolutional kernel,  $S$  denotes the number of parameters in the convolutional kernel, and  $N$  represents the total number of the receptive field slider. It can be seen that the feature at the same position within each slider share the same parameter  $K_i$ . So the standard convolutional operation cannot perceive the difference information brought by the different positions, which limits the performance of the convolutional neural network to a certain extent.

#### 3.2 Revisting Spatial Attention

Currently, the spatial attention mechanism uses the attention map obtained through learning to highlight the importance of each feature. Similar to the previous section,  $C=1$  is taken as an example. The spatial attention mechanism highlighting key features can be expressed simply as follows:

$$\begin{aligned} F_1 &= X_1 \times A_1 \\ F_2 &= X_2 \times A_2 \\ &\dots \\ F_N &= X_N \times A_N \end{aligned} \quad (2)$$

Here,  $F_i$  represents the value obtained after the weighting operation.  $X_i$  and  $A_i$  represent the values of the input feature map and the learned attention map at different positions, respectively,  $N$  is the product of the height and width of the input feature map, which represents the total number of pixel values. In general, the whole process can be simply represented in Fig. 1.



**Fig. 1.** Detailed structure of FSDSConv, which combines Deformable Conv to solve the problem of feature misalignment.

### 3.3 Spatial Attention and Standard Convolution

It is well known that introducing attention mechanisms into convolutional neural networks can improve the performance of networks. Through the standard convolutional operation and careful analysis of existing spatial attention mechanisms. We assert that the spatial attention mechanism essentially solves the inherent disadvantage of the convolutional neural network which is the problem of sharing parameters. Currently, the most common convolutional kernel size of the model is  $1 \times 1$  and  $3 \times 3$ . The convolutional operation for extracting features after introducing the spatial attention mechanism is either a  $1 \times 1$  or a  $3 \times 3$  convolutional operation. The process intuitively can be shown. The spatial attention mechanism is inserted into the front of the  $1 \times 1$  convolutional operation. Through the attention map to weigh operation the input feature map (Re-weight " $\times$ "), finally, the slider feature information of the receptive-field is extracted through  $1 \times 1$  convolution operation. The overall process can be simply represented as follows:

$$\begin{aligned} F_1 &= X_1 \times A_1 \times K \\ F_2 &= X_2 \times A_2 \times K \\ &\dots \\ F_N &= X_N \times A_N \times K \end{aligned} \quad (3)$$

Here, the convolution kernel  $K$  represents only one parameter value. If we take the value of  $A \times K$  as a new convolution kernel parameter, the interesting thing displayed is that the problem of parameter sharing in the extraction of features by  $1 \times 1$  convolution operations is solved. However, the legend of the spatial attention mechanism ends here. When the spatial attention mechanism is inserted in front of the  $3 \times 3$  convolutional operation. The details are as follows:

$$\begin{aligned} F_1 &= X_{11} \times A_{11} \times K_1 + X_{12} \times A_{12} \times K_2 + X_{13} \times A_{13} \times K_3 + \dots + X_{1S} \times A_{1S} \times K_S \\ F_2 &= X_{21} \times A_{21} \times K_1 + X_{22} \times A_{22} \times K_2 + X_{23} \times A_{23} \times K_3 + \dots + X_{2S} \times A_{2S} \times K_S \\ &\dots \\ F_N &= X_{N1} \times A_{N1} \times K_1 + X_{N2} \times A_{N2} \times K_2 + X_{N3} \times A_{N3} \times K_3 + \dots + X_{NS} \times A_{NS} \times K_S \end{aligned} \quad (4)$$

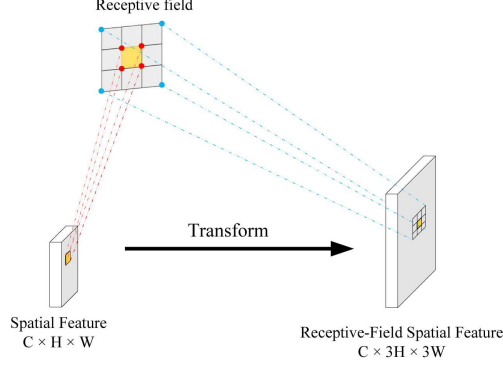
As mentioned above, if we take the value of  $A \times K$  as a new convolution kernel parameter, the above Equation 4 completely solves the problem of parameter sharing for large-scale convolutional kernels. However, the most important point is that convolutional kernels extract features in each receptive-field slider that will share a portion of the features. In other words, there will be an overlap within each receptive-field slider. After careful analysis will find that  $A_{12} = A_{21}, A_{13} = A_{22}, A_{15} = A_{24} \dots$ , so the weight of the spatial attention map is shared within each slider. Therefore, the spatial attention mechanism cannot solve the problem of large-scale convolutional kernels sharing parameter, because they do not pay attention to the receptive-field spatial feature. In this case, the spatial attention mechanism is limited.

### 3.4 Innovating Spatial Attention and Standard Convolution

RFA is proposed to solve the problem of spatial attention mechanism and innovates spatial attention. Using the same idea as RFA, a series of spatial attention mechanisms can improve performance again. The convolutional operation designed by the RFA can be seen as a lightweight plug and play module to replace the standard convolution to improve the

performance of convolutional neural networks. So we assert that the spatial attention mechanism and the standard convolution will have a new spring in the future.

**Receptive-Field Spatial Feature:** Now we give the definition of the receptive-field spatial feature. It is a feature specifically designed for convolutional kernels and dynamically generated according to the kernel size, as shown in Fig. 2 for the  $3 \times 3$  convolutional kernel as an example.



**Fig. 2.** Detailed structure of FSDSConv, which combines Deformable Conv to solve the problem of feature misalignment.

In Fig. 2, the "Spatial Feature" represents the original feature map to equal the spatial feature. The "Receptive-Field Spatial Feature" represents the transformed feature, which is composed of each sensory field slider and is non overlapping. That is each  $3 \times 3$  size window in the "Receptive-Field Spatial Feature" represents the characteristics of all sensory field sliders when the original  $3 \times 3$  convolution feature was extracted.

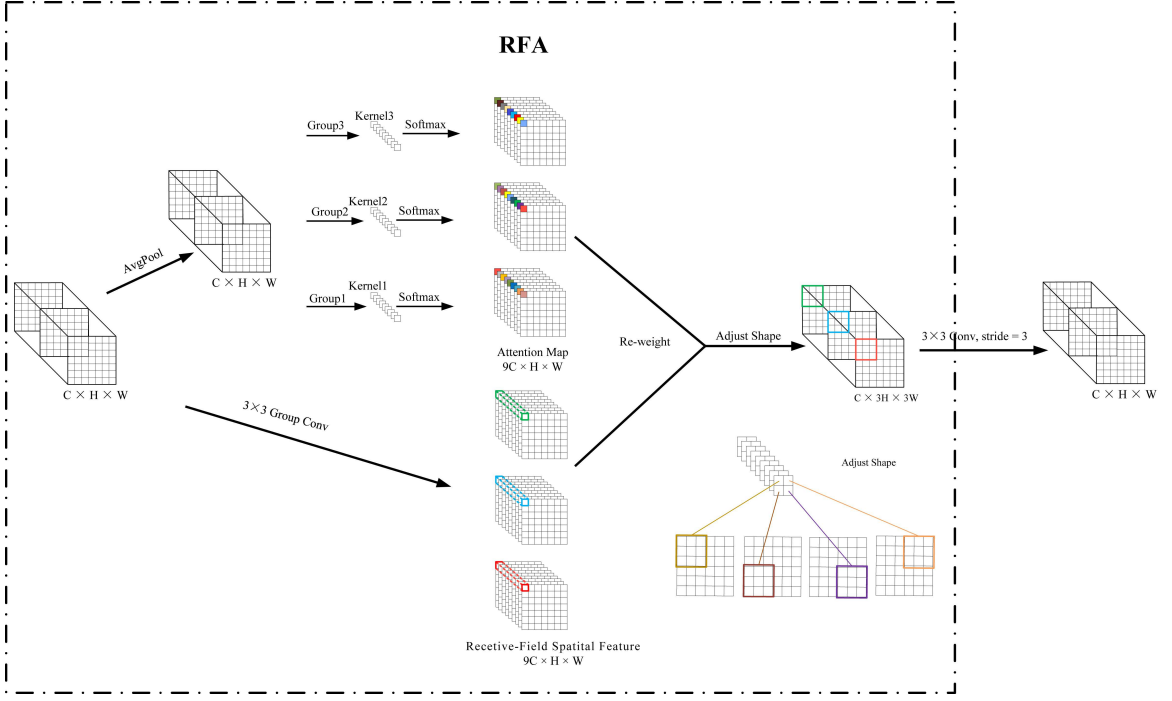
**Receptive-Filed Attention Conv(RFA):** Regarding the receptive-field spatial feature, we propose receptive-field attention (RFA), which not only highlights the importance of various features within the receptive field slider but also focuses on receptive-field spatial features to completely solve the problem of convolution kernel parameter sharing. The receptive-field spatial features are dynamically generated based on the size of the convolution kernel, therefore, The RFA is a fixed combination of convolution and cannot be separated from the help of convolution operations, which simultaneously rely on RFA to improve performance. So we propose receptive-field attention convolution (RFAConv). The overall structure of RFAConv with a  $3 \times 3$  size convolutional kernel is shown in Fig.3.

At present, the most commonly used method to extract receptive-field features is slow, so after continuous exploration, we propose a fast method to replace the original method by grouping convolution. Specifically, according to the receptive-field size, the corresponding size of group convolution is used to dynamically generate the unfolding feature. Although this method adds a few parameters compared to the original parameterless method (such as the `nn.Unfold()` provided by Pytorch), it is much faster.

Note here: as we mentioned in the previous section, each  $3 \times 3$  size window in the receptive-field spatial feature represents the features of all the receptive field sliders when the original  $3 \times 3$  convolution kernel extracts the features. But after the fast grouped convolution to extract the receptive-field features, they will be mapped into new features, because the original method is too slow. Some recent works [40, 41, 42] have proved that information interaction can improve network performance. Similarly, for RFAConv, interacting with the receptive-field feature information to learn the attention map can improve network performance, but interacting with each receptive-field feature will bring additional computing overhead. In order to ensure a small amount of computation overhead and parameter number, through exploration, we use AvgPool to aggregate the global information of each receptive-field feature, and then interact with the information through a  $1 \times 1$  group convolutional operation. Finally, the softmax is used to highlight the importance of each feature in the receptive-field feature. In general, the calculation of RFA can be expressed as:

$$\begin{aligned} F &= Softmax(g^{1 \times 1}(AvgPool(X))) \times ReLu(Norm(g^{k \times k}(X))) \\ &= A_{rf} \times F_{rf} \end{aligned} \quad (5)$$

Here,  $g$  represents a grouping convolution;  $k$  represents the size of the convolution kernel; Norm stands for normalization;  $X$  represents the input feature maps;  $F$  is obtained by



**Fig. 3.** Detailed structure of FSDSConv, which combines Deformable Conv to solve the problem of feature misalignment.

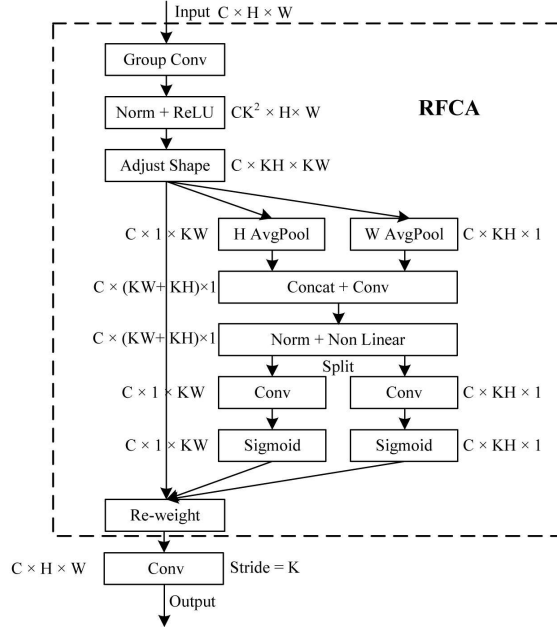
multiplying the attention map  $A_{rf}$  with the transformed receptive-field spatial feature  $F_{rf}$ . Unlike CBAM and CA, RFA can generate attention maps for each receptive-field feature. Standard convolution is limited by the performance of convolutional neural networks because the convolution operation of shared parameters is not sensitive to the difference information brought by the position. RFA can completely solve this problem, the specific details are as follows:

$$\begin{aligned}
 F_1 &= X_{11} \times A_{11} \times K_1 + X_{12} \times A_{12} \times K_2 + X_{13} \times A_{13} \times K_3 + \dots + X_{1S} \times A_{1S} \times K_S \\
 F_2 &= X_{21} \times A_{21} \times K_1 + X_{22} \times A_{22} \times K_2 + X_{23} \times A_{23} \times K_3 + \dots + X_{2S} \times A_{2S} \times K_S \\
 &\dots \\
 F_N &= X_{N1} \times A_{N1} \times K_1 + X_{N2} \times A_{N2} \times K_2 + X_{N3} \times A_{N3} \times K_3 + \dots + X_{NS} \times A_{NS} \times K_S
 \end{aligned} \tag{6}$$

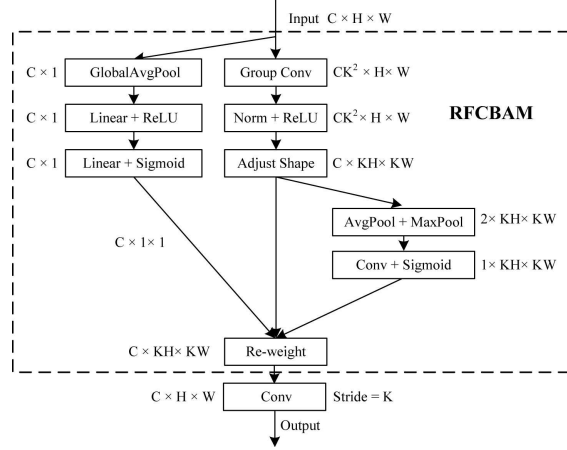
Because the feature map obtained by RFA is the receptive-field spatial feature that does not overlap after "Adjust Shape", the learned attention map is learned by aggregating the feature information of each receptive field slider. In other words, the attention map learned by RFA is no longer shared within each receptive-field slider and is efficient. This completely solves the problem of parameter sharing in existing CA and CBAM attention mechanisms for large-size kernels. At the same time, RFA brings considerable benefits to the standard convolution kernel, but after adjusting shape, the features are  $k$  times in height and width, and a  $k \times k$  convolution operation of stride= $k$  convolution operation of stride= $k$  is required to extract feature information. The RFACnv innovates the standard convolution operation.

Moreover, the spatial attention mechanism will be upgraded, because we assert that the existing spatial attention mechanism should focus on the receptive-field spatial feature to improve the performance of the network. As we all know, the network model based on the self-attention mechanism [43, 44, 45] has achieved great success, because it solves the problem of convolution parameter sharing and models long-distance information, but the way based on the self-attention mechanism brings huge computational overhead and complexity to the model. We believe that by putting the attention of some existing spatial attention mechanisms into the receptive-field spatial feature, it solves the problems of the self-attention mechanism in a lightweight way. The answers are as follows: (1) Match the spatial attention focusing on the receptive-field spatial feature with convolution, which completely solves the problem of convolution parameter sharing. (2) The current spatial attention mechanism itself has the characteristics of considering long-distance information, and they obtain global information through global average pooling or global maximum pooling, which takes into account long-distance information to a certain extent. Therefore, we believe that the spatial attention mechanism is about to lead to the next stage of development. To this end,





**Fig. 4.** Detailed structure of RFCAConv, which focus on receptive-field spatial features.



**Fig. 5.** Detailed structure of RFCBAMConv. Comparing the original CBAM, We use SE attention to replace CAM in RFCBAM. Because, this can reduce computational overhead.

we designed a new CBAM and CA called RFACBAM and RFACA, which focused on the receptive-field spatial feature. Similar to RFA, the final convolution operation of  $k \times k$  with stride =  $k$  is used to extract the feature information, and the specific structure, as shown in Fig. 4 and Fig. 5, we call these two new convolution methods RFCBAMConv and RFCAConv. Comparing the original CBAM, We use SE attention to replace CAM in RFCBAM. Because this can reduce computational overhead. Moreover in RFCBAM, channel, and spatial attention are not performed in separate steps, because channel and spatial attention are weighted at the same time allowing the attention map obtained on each channel to be different.

## 4 Experiments

### 4.1 Classification experiments on Imagenet-1k

We perform experiments to validate our method on the Imagenet-1k dataset, which contains a total of more than 1.2 million training sets and 50,000 validation sets. Similar to RFACnv, we constructed convolutional CBAMConv with spatial attention mechanisms CBAM and CA, CAConv, i.e., we introduced a  $3 \times 3$  convolutional layer at the end of CBAM, CA, and we also compared CAMConv constructed with channel attention mechanisms CAM. we evaluated in ResNet18, ResNet34. Specifically, RFACnv, CBAMConv, CAConv, and CAMConv were used to replace the first convolutional layer of BasicBlock in ResNet18 and ResNet34, respectively. In general, the new convolution is structured as shown in Table 1.

Layer Name	Output Size	Resnet18	Resnet34
Conv1	$112 \times 112$		
Layer1	$56 \times 56$	$\begin{bmatrix} \text{NewConv } 3 \times 3 \\ \text{Conv } 3 \times 3 \end{bmatrix} \times 2$	$\begin{bmatrix} \text{NewConv } 3 \times 3 \\ \text{Conv } 3 \times 3 \end{bmatrix} \times 3$
Layer2	$28 \times 28$	$\begin{bmatrix} \text{NewConv } 3 \times 3 \\ \text{Conv } 3 \times 3 \end{bmatrix} \times 2$	$\begin{bmatrix} \text{NewConv } 3 \times 3 \\ \text{Conv } 3 \times 3 \end{bmatrix} \times 4$
Layer3	$14 \times 14$	$\begin{bmatrix} \text{NewConv } 3 \times 3 \\ \text{Conv } 3 \times 3 \end{bmatrix} \times 2$	$\begin{bmatrix} \text{NewConv } 3 \times 3 \\ \text{Conv } 3 \times 3 \end{bmatrix} \times 6$
Layer4	$7 \times 7$	$\begin{bmatrix} \text{NewConv } 3 \times 3 \\ \text{Conv } 3 \times 3 \end{bmatrix} \times 2$	$\begin{bmatrix} \text{NewConv } 3 \times 3 \\ \text{Conv } 3 \times 3 \end{bmatrix} \times 3$
	$1 \times 1$	AvgPool 1000-d	

**Table 1.** The Resnet18 and Resnet34 are construct by the new convolution operation.

The NewConv in Table 1 represents the convolution mode constructed by the attention mechanism. For CAConv, CBAMConv, and CAMConv, it can be considered that CA, CBAM, and CAM are added before the first layer of convolution in BasicBlock. In the image classification experiments, we trained 100 epochs for each model with batch-size of 128. The learning rate started from 0.1 and decreased every 30 cycles, 0.1 times each time. Table 2 presents the experimental results of the classification, and it can be seen that our model using RFACConv is significantly better than all the baseline models.

Models	FLOPS(G)	Parameters(M)	Top1(%)	Top5(%)
Resnet18	1.82	11.69	69.59	89.05
+ CAMConv(r)	1.83	11.75	70.76	89.74
+ CBAMConv(r)	1.83	11.75	69.36	89.12
+ CAConv(r)	1.83	11.74	70.58	89.59
+ RFACConv(r)	1.91	11.85	<b>71.23</b>	<b>90.29</b>
Resnet34	3.68	21.80	73.33	91.37
+ CAMConv(r)	3.68	21.93	74.03	91.69
+ CBAMConv(r)	3.68	21.93	72.95	91.26
+ CAConv(r)	3.68	21.91	73.76	91.68
+ RFACConv(r)	3.84	22.16	<b>74.25</b>	<b>92.03</b>

**Table 2.** Classification results on ImageNet-1K using the Resnet18 and Resnet34. The different convolutional operation constructed by the attention mechanism is compared.

We mentioned that CBAM and CA can be improved again by putting attention to the spatial characteristics of the receptive field. For this reason, we also conducted related experiments on RFCBAMConv and RFCACConv, as shown in Table 3.

Models	FLOPS(G)	Parameters(M)	Top1(%)	Top5(%)
Resnet18	1.82	11.69	69.59	89.05
+ RFCACConv(r)	1.91	11.89	72.01	90.64
+ RFCBAMConv(r)	1.90	11.88	<b>72.15</b>	<b>90.71</b>

**Table 3.** RFCBAMConv and RFCACConv improve the performance of CBAMConv and CAConv. The table shows that the classification accuracy is significantly improved on ImageNet-1k.



All the above 3 experiments have fully demonstrated that our proposed method achieves a clear advantage. This is not accidental, because RFAConv, RFACBAMConv, and RFACACConv have completely solved the problem of convolution kernel parameter sharing, and it can be seen The most important thing is RFACBAMConv, RFACACConv is better than RFAConv, because RFACBAMConv, RFACACConv not only solves the problem of convolution kernel parameter sharing but also takes long-distance information into account through global average pooling.

## 4.2 Object detection experiments on COCO2017

We conduct object detection experiments on COCO2017 to re-evaluate our methods. COCO2017 contains 118287 training sets and 5000 verification sets. We select YOLOv5n, YOLOv7-tiny, and YOLOv8n detection models to conduct a large number of experiments. Except for the epoch and batch-size parameters, all other parameters use the default network parameters. With a batch size of 32, we trained 300 epochs for each model. To be similar in classification, we replace part of the convolution in the baseline model with the convolution operation constructed by the attention mechanism, which can be regarded as inserting the attention mechanism into the baseline model. The experimental results are shown in Table 4. It can be seen that the detection network built based on RFAConv is superior to all baseline models. In part of the detection network, RFCBAM has been verified again. Compared with the original CA, the convolution operation performance of RFCA built by CBAM has been improved again. Time represents the total time spent processing an image during validation.

Models	FLOPS(G)	Parameters(M)	$AP_{50}(\%)$	$AP_{75}(\%)$	$AP(\%)$	$AP_s(\%)$	$AP_m(\%)$	$AP_l(\%)$	Time(ms)
YOLOv5n	4.5	1.8	45.6	28.9	27.5	13.5	31.5	35.9	4.4
+ CAMConv(r)	4.5	1.8	45.6	28.3	27.4	13.8	31.4	35.8	5.2
+ CBAMConv(r)	4.5	1.8	45.5	28.6	27.6	13.6	31.2	36.6	5.4
+ CAConv(r)	4.5	1.8	46.2	29.2	28.1	14.3	32	36.6	4.8
+ RFAConv(r)	4.7	1.9	<b>47.3</b>	<b>30.6</b>	<b>29</b>	<b>14.8</b>	<b>33.4</b>	<b>37.4</b>	5.3
YOLOv7-tiny	13.7	6.2	53.8	38.3	35.9	19.9	39.4	48.8	6.8
+ RFAConv(r)	14.1	6.3	<b>55.1</b>	<b>40.1</b>	<b>37.4</b>	<b>20.9</b>	<b>40.1</b>	<b>50</b>	8.4
YOLOv8n	8.7	3.1	51.9	39.7	36.4	18.4	40.1	52	4.2
+ CAMConv(r)	8.8	3.1	51.6	39	36.2	18	39.9	51.2	4.5
+ CBAMConv(r)	8.8	3.1	51.5	39.6	36.3	18.3	40.1	51.5	4.6
+ CAConv(r)	8.8	3.1	52.1	39.9	36.7	17.8	40.3	51.6	4.3
+ RFAConv(r)	9.0	3.2	53.4	41.1	37.7	18.9	41.8	52.7	4.5
+ RFCAConv(r)	9.1	3.2	<b>53.9</b>	<b>41.7</b>	<b>38.2</b>	<b>19.7</b>	<b>32.3</b>	<b>53.5</b>	4.6

**Table 4.** Object detection mAP50 and mAP on the VOC7+12 validation set. We adopt the YOLOv5n, YOLOv7-tiny, and YOLOv8n detection framework and add the novel convolutional operation constructed by attention mechanism.

## 4.3 Object detection experiments on VOC7+12

In order to validate our method again, we selected the VOC7+12 dataset for experiments. VOC 7+12 is a mixture of VOC2007 and VOC2012, with a total of 16000 training sets and 5000 verification sets. Similar to the experiments on COCO 2017, we conducted experiments on advanced detection models such as YOLOv5n, YOLOv5s, YOLOv7-tiny, and YOLOv8n, and the results still prove the advantages of our method. As shown in Table 2. The detection network constructed by RFAConv is still superior to all baseline models, and in some detection networks, we have still verified RFCBAMConv and RFCAConv. They have improved the network performance of convolutional computation built by CA and CBAM again.

Models	FLOPS(G)	Parameters(M)	mAP50(%)	mAP(%)	Time(ms)
YOLOv5n	4.2	1.7	67.8	41.5	2.7
+ CAMConv(r)	4.2	1.7	67.8	41.4	2.9
+ CBAMConv(r)	4.3	1.7	68.1	41.9	3
+ CAConv(r)	4.3	1.7	68.4	42.4	3
+ RFACConv(r)	4.5	1.8	<b>69.5</b>	<b>43.3</b>	3
YOLOv5s	15.9	7	74.4	48.9	2.1
+ CAMConv(r)	16	7.1	73.9	48.5	3.5
+ CBAMConv(r)	16	7.1	74.1	49	3.7
+ CAConv(r)	16.1	7.1	75	49.6	3.1
+ RFACConv(r)	16.4	7.2	75	50	5
+ RFCBAMConv(r)	16.4	7.2	75.1	50.1	3.9
+ RFCACConv(r)	16.6	7.2	<b>75.6</b>	<b>51</b>	4.4
YOLOv7-tiny	13.2	6.1	76.4	50.2	5
+ CAMConv(r)	13.2	6.1	76.3	50.3	5.4
+ CBAMConv(r)	13.2	6.1	76.5	50.1	5.4
+ CAConv(r)	13.2	6.1	76.6	50.5	5.4
+ RFACConv(r)	13.6	6.1	<b>76.7</b>	<b>50.6</b>	7.5
YOLOv8n	8.1	3	74.4	53.5	3
+ CAMConv(r)	8.1	3	73.8	52.8	3.1
+ CBAMConv(r)	8.2	3	74.4	53.3	3.1
+ CAConv(r)	8.2	3	74.5	53.8	2.9
+ RFACConv(r)	8.4	3.1	<b>74.7</b>	<b>54</b>	3.2

**Table 5.** Object detection  $AP_{50}$ ,  $AP_{75}$ ,  $AP$ ,  $AP_s$ ,  $AP_m$ , and  $AP_l$  on the COCO2017 validation sets.

#### 4.4 Semantic segmentation experiments on VOC2012

In order to validate the advantages of our method again, we conducted semantic segmentation experiments on the VOC2012 dataset, selecting DeepLabplusV3 [46] and the backbone network resnet18 for related experiments. The pre training weights of each backbone network were obtained in the imagenet-1k experiment. In the experiment, we found that the semantic segmentation network constructed by our proposed RFConv achieved better results than the original model, but compared to CAConv, CAMConv The performance of our proposed RFACConv is not good. After thinking, we believe that RFACConv lacks consideration for long-distance information, while semantic segmentation tasks rely more on long-distance information. CAConv, CAMConv, and CBAMConv obtain global information through global average pooling. Although CBAMConv has achieved poor results, it is important that we have said that it can be upgraded again. Based on RFCCAMConv, RFCACConv experiments have again verified that they still surpass CBAMConv, and CAConv.

Backbone	Stride	MIU(%)
Resnet18	8	58.9
+ CAMConv(r)	8	60.9
+ CBAMConv(r)	8	59.3
+ CAConv(r)	8	62.1
+ RFACConv(r)	8	60.8
+ RFCBAMConv(r)	8	62.1
+ RFCACConv(r)	8	<b>63.9</b>
Resnet18	16	64.6
+ CAMConv(r)	16	65.5
+ CBAMConv(r)	16	63.6
+ CAConv(r)	16	66.6
+ RFACConv(r)	16	65.4
+ RFCBAMConv(r)	16	67.7
+ RFCACConv(r)	16	<b>68.0</b>

**Table 6.** Results of experiments comparing different the novel convolutional operation based on DeepLabPlusV3 .

## 5 Conclusion

Through the analysis of standard convolution and spatial attention, we believe that spatial attention solves the problem of sharing standard convolution parameters, and at the same time has the advantage of considering long-distance information. However, for large convolution kernel sizes, the performance of the spatial attention mechanism will be limited, so we propose a new attention mechanism RFA to solve this problem, and design a new way to replace standard convolution through RFA. It can once again improve the performance of the network. And we point out again that the spatial attention mechanism should put attention to the spatial characteristics of the receptive field to improve the network performance again. Through a large number of experiments, we have fully proved the effectiveness and advanced nature of our method. In the future, we hope that more and more spatial attention mechanisms will improve performance again through the way we propose, and we also hope that the new convolution method we propose will be promoted and applied to improve network performance.

## CRedit authorship contribution statement

**Xin Zhang:** Conceptualization, Methodology, Validation, Software, Formal analysis, Investigation, Writing-original draft, Writing-review & editing, Visualization, Code writing, Create code repository. **Chen Liu:** Resources, Data Curation, Writing-review & editing, Supervision, Validation, Create code repository. **Degang Yang:** Methodology, Resources, Writing-review & editing, Project administration, Supervision, Visualization, Funding acquisition. **Tingting Song:** Methodology, Resources, Writing-review & editing, Project administration, Supervision, Visualization, Funding acquisition. **Yichen Ye:** Data Curation, Visualization, Resources, Formal analysis, Writing-review & editing. **Ke Li:** Data Curation, Visualization, Resources, Formal analysis. **Yingze Song:** Data Curation, Resources, Visualization, Formal analysis.

## Declaration of Competing Interest

The authors declare that they have no known competing financial interests or personal relationships that could have appeared to influence the work reported in this paper.

## Acknowledgments

## References

# Bibliography

- [1] Min Lin, Qiang Chen, and Shuicheng Yan. Network in network. *arXiv preprint arXiv:1312.4400*, 2013. [1](#)
- [2] Christian Szegedy, Wei Liu, Yangqing Jia, Pierre Sermanet, Scott Reed, Dragomir Anguelov, Dumitru Erhan, Vincent Vanhoucke, and Andrew Rabinovich. Going deeper with convolutions. In *Proceedings of the IEEE conference on computer vision and pattern recognition*, pages 1–9, 2015. [1](#)
- [3] Yann LeCun, Léon Bottou, Yoshua Bengio, and Patrick Haffner. Gradient-based learning applied to document recognition. *Proceedings of the IEEE*, 86(11):2278–2324, 1998. [1](#)
- [4] Alex Krizhevsky, Ilya Sutskever, and Geoffrey E Hinton. Imagenet classification with deep convolutional neural networks. *Communications of the ACM*, 60(6):84–90, 2017. [1](#)
- [5] Karen Simonyan and Andrew Zisserman. Very deep convolutional networks for large-scale image recognition. *arXiv preprint arXiv:1409.1556*, 2014. [1](#)
- [6] François Chollet. Xception: Deep learning with depthwise separable convolutions. In *Proceedings of the IEEE conference on computer vision and pattern recognition*, pages 1251–1258, 2017. [1](#)
- [7] Andrew Howard, Mark Sandler, Grace Chu, Liang-Chieh Chen, Bo Chen, Mingxing Tan, Weijun Wang, Yukun Zhu, Ruoming Pang, Vijay Vasudevan, et al. Searching for mobilenetv3. In *Proceedings of the IEEE/CVF international conference on computer vision*, pages 1314–1324, 2019. [1](#)
- [8] Kai Han, Yunhe Wang, Qi Tian, Jianyuan Guo, Chunjing Xu, and Chang Xu. Ghostnet: More features from cheap operations. In *Proceedings of the IEEE/CVF conference on computer vision and pattern recognition*, pages 1580–1589, 2020. [1](#)
- [9] Hang Zhang, Chongruo Wu, Zhongyue Zhang, Yi Zhu, Haibin Lin, Zhi Zhang, Yue Sun, Tong He, Jonas Mueller, R Manmatha, et al. Resnest: Split-attention networks. In *Proceedings of the IEEE/CVF Conference on Computer Vision and Pattern Recognition*, pages 2736–2746, 2022. [1](#)
- [10] Zhuang Liu, Hanzi Mao, Chao-Yuan Wu, Christoph Feichtenhofer, Trevor Darrell, and Saining Xie. A convnet for the 2020s. In *Proceedings of the IEEE/CVF Conference on Computer Vision and Pattern Recognition*, pages 11976–11986, 2022. [1](#)
- [11] Prajit Ramachandran, Niki Parmar, Ashish Vaswani, Irwan Bello, Anselm Levskaya, and Jon Shlens. Stand-alone self-attention in vision models. *Advances in neural information processing systems*, 32, 2019. [1](#)
- [12] Gamaleldin Elsayed, Prajit Ramachandran, Jonathon Shlens, and Simon Kornblith. Revisiting spatial invariance with low-rank local connectivity. In *International Conference on Machine Learning*, pages 2868–2879. PMLR, 2020. [1](#)
- [13] Duo Li, Jie Hu, Changhu Wang, Xiangtai Li, Qi She, Lei Zhu, Tong Zhang, and Qifeng Chen. Involution: Inverting the inference of convolution for visual recognition. In *Proceedings of the IEEE/CVF Conference on Computer Vision and Pattern Recognition*, pages 12321–12330, 2021. [1](#)
- [14] Jongchan Park, Sanghyun Woo, Joon-Young Lee, and In So Kweon. Bam: Bottleneck attention module. *arXiv preprint arXiv:1807.06514*, 2018. [1](#)
- [15] Xiang Li, Wenhai Wang, Xiaolin Hu, and Jian Yang. Selective kernel networks. In *Proceedings of the IEEE/CVF conference on computer vision and pattern recognition*, pages 510–519, 2019. [1](#)
- [16] Ao Luo, Fan Yang, Xin Li, and Shuaicheng Liu. Learning optical flow with kernel patch attention. In *Proceedings of the IEEE/CVF Conference on Computer Vision and Pattern Recognition*, pages 8906–8915, 2022. [1](#)
- [17] Sanghyun Woo, Jongchan Park, Joon-Young Lee, and In So Kweon. Cbam: Convolutional block attention module. In *Proceedings of the European conference on computer vision (ECCV)*, pages 3–19, 2018. [2](#), [3](#)
- [18] Qibin Hou, Daquan Zhou, and Jiashi Feng. Coordinate attention for efficient mobile network design. In *Proceedings of the IEEE/CVF conference on computer vision and pattern recognition*, pages 13713–13722, 2021. [2](#), [3](#)
- [19] Jia Deng, Wei Dong, Richard Socher, Li-Jia Li, Kai Li, and Li Fei-Fei. Imagenet: A large-scale hierarchical image database. In *2009 IEEE conference on computer vision and pattern recognition*, pages 248–255. Ieee, 2009. [2](#)

- [20] Tsung-Yi Lin, Michael Maire, Serge Belongie, James Hays, Pietro Perona, Deva Ramanan, Piotr Dollár, and C Lawrence Zitnick. Microsoft coco: Common objects in context. In *Computer Vision–ECCV 2014: 13th European Conference, Zurich, Switzerland, September 6–12, 2014, Proceedings, Part V 13*, pages 740–755. Springer, 2014. 2
- [21] Mark Everingham, SM Ali Eslami, Luc Van Gool, Christopher KI Williams, John Winn, and Andrew Zisserman. The pascal visual object classes challenge: A retrospective. *International journal of computer vision*, 111:98–136, 2015. 2
- [22] Mahmoud Hassaballah, Mourad A Kenk, Khan Muhammad, and Shervin Minaee. Vehicle detection and tracking in adverse weather using a deep learning framework. *IEEE transactions on intelligent transportation systems*, 22(7):4230–4242, 2020. 2
- [23] Xingkui Zhu, Shuchang Lyu, Xu Wang, and Qi Zhao. Tph-yolov5: Improved yolov5 based on transformer prediction head for object detection on drone-captured scenarios. In *Proceedings of the IEEE/CVF international conference on computer vision*, pages 2778–2788, 2021. 2
- [24] Zhenyuan Ning, Shengzhou Zhong, Qianjin Feng, Wufan Chen, and Yu Zhang. Smu-net: saliency-guided morphology-aware u-net for breast lesion segmentation in ultrasound image. *IEEE transactions on medical imaging*, 41(2):476–490, 2021. 2
- [25] Kaiming He, Xiangyu Zhang, Shaoqing Ren, and Jian Sun. Deep residual learning for image recognition. In *Proceedings of the IEEE conference on computer vision and pattern recognition*, pages 770–778, 2016. 2
- [26] Gao Huang, Zhuang Liu, Laurens Van Der Maaten, and Kilian Q Weinberger. Densely connected convolutional networks. In *Proceedings of the IEEE conference on computer vision and pattern recognition*, pages 4700–4708, 2017. 2
- [27] Jifeng Dai, Haozhi Qi, Yuwen Xiong, Yi Li, Guodong Zhang, Han Hu, and Yichen Wei. Deformable convolutional networks. In *Proceedings of the IEEE international conference on computer vision*, pages 764–773, 2017. 2
- [28] Xizhou Zhu, Han Hu, Stephen Lin, and Jifeng Dai. Deformable convnets v2: More deformable, better results. In *Proceedings of the IEEE/CVF conference on computer vision and pattern recognition*, pages 9308–9316, 2019. 2
- [29] Wenhai Wang, Jifeng Dai, Zhe Chen, Zhenhang Huang, Zhiqi Li, Xizhou Zhu, Xiaowei Hu, Tong Lu, Lewei Lu, Hongsheng Li, et al. Internimage: Exploring large-scale vision foundation models with deformable convolutions. *arXiv preprint arXiv:2211.05778*, 2022. 2
- [30] Xiangyu Zhang, Xinyu Zhou, Mengxiao Lin, and Jian Sun. Shufflenet: An extremely efficient convolutional neural network for mobile devices. In *Proceedings of the IEEE conference on computer vision and pattern recognition*, pages 6848–6856, 2018. 2
- [31] Ningning Ma, Xiangyu Zhang, Hai-Tao Zheng, and Jian Sun. Shufflenet v2: Practical guidelines for efficient cnn architecture design. In *Proceedings of the European conference on computer vision (ECCV)*, pages 116–131, 2018. 2
- [32] Joseph Redmon, Santosh Divvala, Ross Girshick, and Ali Farhadi. You only look once: Unified, real-time object detection. In *Proceedings of the IEEE conference on computer vision and pattern recognition*, pages 779–788, 2016. 2
- [33] Jocher Glenn. Yolov5 release v6.1. <https://github.com/ultralytics/yolov5/releases/tag/v6.1>, 2022. 2
- [34] Chien-Yao Wang, Alexey Bochkovskiy, and Hong-Yuan Mark Liao. Yolov7: Trainable bag-of-freebies sets new state-of-the-art for real-time object detectors. *arXiv preprint arXiv:2207.02696*, 2022. 2
- [35] Jocher Glenn. Ultralytics yolov8. <https://github.com/ultralytics/ultralytics>, 2023. 2
- [36] Jie Hu, Li Shen, and Gang Sun. Squeeze-and-excitation networks. In *Proceedings of the IEEE conference on computer vision and pattern recognition*, pages 7132–7141, 2018. 2
- [37] Qilong Wang, Banggu Wu, Pengfei Zhu, Peihua Li, Wangmeng Zuo, and Qinghua Hu. Eca-net: Efficient channel attention for deep convolutional neural networks. In *Proceedings of the IEEE/CVF conference on computer vision and pattern recognition*, pages 11534–11542, 2020. 2
- [38] Jun Fu, Jing Liu, Haijie Tian, Yong Li, Yongjun Bao, Zhiwei Fang, and Hanqing Lu. Dual attention network for scene segmentation. In *Proceedings of the IEEE/CVF conference on computer vision and pattern recognition*, pages 3146–3154, 2019. 3
- [39] Hu Zhang, Keke Zu, Jian Lu, Yuru Zou, and Deyu Meng. Epsanet: An efficient pyramid squeeze attention block on convolutional neural network. In *Proceedings of the Asian Conference on Computer Vision*, pages 1161–1177, 2022. 3
- [40] Irwan Bello, Barret Zoph, Ashish Vaswani, Jonathon Shlens, and Quoc V Le. Attention augmented convolutional networks. In *Proceedings of the IEEE/CVF international conference on computer vision*, pages 3286–3295, 2019. 5

- [41] Aravind Srinivas, Tsung-Yi Lin, Niki Parmar, Jonathon Shlens, Pieter Abbeel, and Ashish Vaswani. Bottleneck transformers for visual recognition. In *Proceedings of the IEEE/CVF conference on computer vision and pattern recognition*, pages 16519–16529, 2021. 5
- [42] Ashish Vaswani, Prajit Ramachandran, Aravind Srinivas, Niki Parmar, Blake Hechtman, and Jonathon Shlens. Scaling local self-attention for parameter efficient visual backbones. In *Proceedings of the IEEE/CVF Conference on Computer Vision and Pattern Recognition*, pages 12894–12904, 2021. 5
- [43] Ashish Vaswani, Noam Shazeer, Niki Parmar, Jakob Uszkoreit, Llion Jones, Aidan N Gomez, Łukasz Kaiser, and Illia Polosukhin. Attention is all you need. *Advances in neural information processing systems*, 30, 2017. 6
- [44] Alexey Dosovitskiy, Lucas Beyer, Alexander Kolesnikov, Dirk Weissenborn, Xiaohua Zhai, Thomas Unterthiner, Mostafa Dehghani, Matthias Minderer, Georg Heigold, Sylvain Gelly, et al. An image is worth 16x16 words: Transformers for image recognition at scale. *arXiv preprint arXiv:2010.11929*, 2020. 6
- [45] Ze Liu, Yutong Lin, Yue Cao, Han Hu, Yixuan Wei, Zheng Zhang, Stephen Lin, and Baining Guo. Swin transformer: Hierarchical vision transformer using shifted windows. In *Proceedings of the IEEE/CVF international conference on computer vision*, pages 10012–10022, 2021. 6
- [46] Liang-Chieh Chen, Yukun Zhu, George Papandreou, Florian Schroff, and Hartwig Adam. Encoder-decoder with atrous separable convolution for semantic image segmentation. In *Proceedings of the European conference on computer vision (ECCV)*, pages 801–818, 2018. 10