

CoT-MAE v2: Contextual Masked Auto-Encoder with Multi-view Modeling for Passage Retrieval

Xing Wu^{1,2,3}, Guangyuan Ma^{1,2}*, Peng Wang^{1,2}
Meng Lin^{1,2}, Zijia Lin³, Fuzheng Zhang³ and Songlin Hu^{1,2†}

¹ Institute of Information Engineering, Chinese Academy of Sciences

² School of Cyber Security, University of Chinese Academy of Sciences

³ Kuaishou Technology

{wuxing, maguangyuan, wangpeng, linmeng, husonglin}@iie.ac.cn
linzijia07@tsinghua.org.cn, zhangfuzheng@kuaishou.com

Abstract

Growing techniques have been emerging to improve the performance of passage retrieval. As an effective representation bottleneck pre-training technique, the contextual masked auto-encoder utilizes contextual embedding to assist in the reconstruction of passages. However, it only uses a single auto-encoding pre-task for dense representation pre-training. This study brings multi-view modeling to the contextual masked auto-encoder. Firstly, multi-view representation utilizes both dense and sparse vectors as multi-view representations, aiming to capture sentence semantics from different aspects. Moreover, multi-view decoding paradigm utilizes both auto-encoding and auto-regressive decoders in representation bottleneck pre-training, aiming to provide both reconstructive and generative signals for better contextual representation pre-training. We refer to this multi-view pre-training method as CoT-MAE v2. Through extensive experiments, we show that CoT-MAE v2 is effective and robust on large-scale passage retrieval benchmarks and out-of-domain zero-shot benchmarks.

1 Introduction

Passage retrieval involves searching a large corpus for passages that are relevant to a particular query, and is essential for various applications such as web search (Fan et al., 2021; Guo et al., 2022; Lin et al., 2021a), question answering (Karpukhin et al., 2020; Lee et al., 2020; Zhu et al., 2021), and dialogue systems (Gao et al., 2022; Yu et al., 2021). Sparse retrieval methods, such as BM25, are practical and dominant approaches. However, retrieval methods based on pre-trained language models (PLMs) (Devlin et al., 2018; Liu et al., 2019) have gained popularity in recent years. PLMs are utilized to improve (1) sparse retrieval models that

rely on lexical match; (2) dense retrieval models that model the semantic interaction between queries and passages in latent semantic space.

To improve sparse retrieval, PLM mitigates vocabulary mismatch by projecting each term in the query and passage to a vocabulary-sized weight vector. Each dimension in the weight vector represents the weight of a term in the PLM vocabulary, and the correlation between query and passage depends on lexical matching (Formal et al., 2021b,a; Shen et al., 2022). PLM-based sparse vectors model the features of passage on every lexical term (denoted by PLM logits output), and thus naturally capture the semantic at the *lexicon level*. SPLADE (Formal et al., 2021b,a) uses learnable PLM, e.g., BERT, to produce sparse vectors and fine-tune the retriever with contrastive learning loss. PLM-based SPLADE outperforms traditional sparse retrieval like BM25. LexMAE (Shen et al., 2022) further expands on SPLADE by proposing to pre-train a lexical-bottlenecked masked auto-encoder to learn importance-aware sparse representations. It learns the lexicon importance distribution in an unsupervised way, through a continuous bag-of-words representation bottleneck.

PLM-based dense retrieval typically employs a siamese or dual-encoder architecture to convert queries and documents into a low-dimensional vector space (Hofstätter et al., 2021; Humeau et al., 2019; Xiong et al., 2020; Zhan et al., 2021, 2020). Relevance between queries and documents is calculated using cosine similarity or dot products. This low-dimension vector is called the dense vector and is trained to capture the sentence semantics at the *passage level*. Recent efforts aim to improve dense retrieval performance by adding auxiliary tasks to pre-training, like contextual-supervised learning (Gao and Callan, 2021b; Wu et al., 2022). Contextual-supervised learning aims to improve text representation by considering the context of surrounding passages. A recent method, CoT-MAE

The first two authors contribute equally.
Corresponding author.

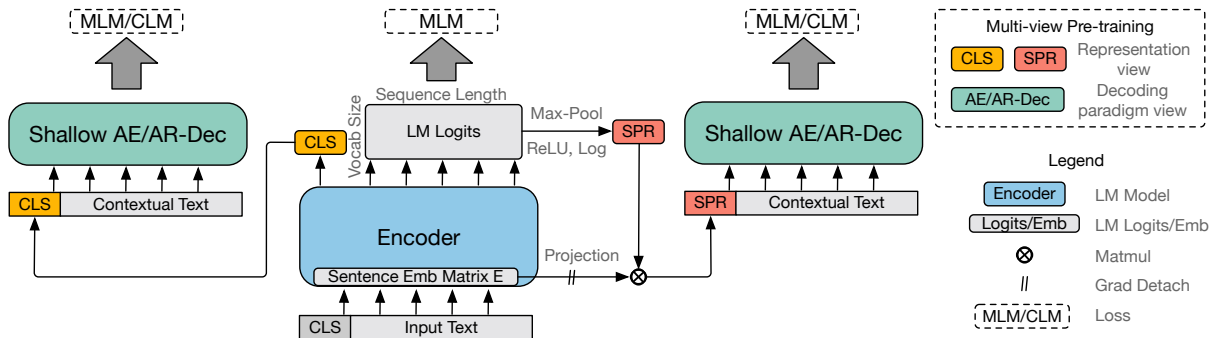


Figure 1: Pre-training designs of CoT-MAE v2. CoT-MAE v2 utilizes both dense (CLS) and sparse (SPR) vectors as multi-view representations. As a multi-view decoding paradigm, Auto-Encoding Decoder (AE-Dec) and Auto-Regressive Decoder (AR-Dec) are integrated into contextual masked auto-encoder pre-training to provide both MLM reconstruction signals and CLM generative signals for representation pre-training.

(Wu et al., 2022), expands on this by incorporating contextual masked auto-encoding, leading to better dense retrieval performances. CoT-MAE involves selecting two passages from a document as contextual passages, aiming to learn a better representation with the assistance of contextual information. A shallow encoder, typically with one or two layers, is used to reconstruct the masked passages with the help of context passage embedding.

The efficiency of PLM-based sparse retrieval (Bai et al., 2020; Formal et al., 2021b,a; Shen et al., 2022) and dense retrieval (Wu et al., 2022; Wang et al., 2022; Gao and Callan, 2021a) demonstrates that both sparse and dense representations effectively capture the text meaning. On the basis of contextual masked auto-encoder (CoT-MAE) tailored for dense retrieval, a natural thought is to incorporate the sparse representation pre-training into CoT-MAE, i.e., exploring multi-view representations in contextual masked auto-encoder pre-training and fine-tuning. Theoretically, sparse representation focuses on the lexicon while dense representation focuses on sentence semantics, offering different perspectives on the text. These two representations are probably compatible and complement each other.

Aside from representation variations, there is also a distinction in the structure of the decoder in the previous methods. Some (Wu et al., 2022; Shen et al., 2022) choose to use auto-encoding decoders for pre-training tasks, while others (Lu et al., 2021; Liu and Shao, 2022) prefer to use auto-regressive decoders. Despite being distinct, these decoders are capable of utilizing the text representations from the encoder for pre-training, leading us to investigate pre-training with multiple decoders. The two

types of decoders have different inductive biases and vary in their usage of text representation. We believe that, if a text representation is good enough, it should be able to tolerate the usage variation, enabling any type of decoder to accomplish the pre-training task effectively.

Based on the above two assumptions, in this paper, we expand on CoT-MAE to bring multi-view modeling into contextual masked auto-encoder pre-training.

- **Multi-view representation** proposes using dense and sparse representation in pre-training, fine-tuning, and inferencing, aiming at jointly capturing the sentence semantics from both passage and lexicon levels. By further incorporating contextual representation bottleneck pre-training, multi-view representation can achieve strong retrieval performance.
- **Multi-view decoding paradigm** proposes to provide unbiased self-supervision signals to contextual representation pre-training. Both auto-encoding and auto-regressive decoders are used in contextual masked auto-encoders to assist the pre-training of contextual embedding through Masked Language Modeling (MLM) reconstructive signals and Casual Language Modeling (CLM) generative signals. The joint usage of both decoding signals contributes to a steady improvement in retrieval performance.

The improved method that incorporates the fusion of these views is referred to as **CoT-MAE v2**, as shown in Figure 1. To verify the effectiveness of our proposed multi-view contextual masked auto-encoder pre-training, we conduct experiments on large-scale web search benchmarks: MS-MARCO Passage Ranking (Nguyen et al., 2016), TREC

Deep Learning (DL) Track 2019 (Craswell et al., 2020a) and Track 2020 (Craswell et al., 2020b). We also evaluate on the BEIR (Thakur et al., 2021) benchmark with a large set of out-of-domain datasets. Experimental results show that CoT-MAE v2 has considerable gains over competing baselines and achieves the new state-of-the-art performance on these benchmark datasets.

Our contributions can be summarized as follows:

- We propose to incorporate the multi-view pre-training technique to contextual masked auto-encoder pre-training.
- Multi-view representations and multi-view decoding paradigms provide better semantics capturing and rich self-supervision signals to representation learning.
- Experiments show that CoT-MAE v2 brings considerable performance gains over competing baselines in passage retrieval.

2 Related Works

Retrieval methods based on pre-trained language models (PLMs) (Devlin et al., 2018; Liu et al., 2019) have recently gained popularity.

2.1 PLMs for Dense Retrieval

PLMs improve dense retrieval in both the pre-training stage and fine-tuning stage.

Pre-training stage Attempts in the pre-training stage are split into two categories. The first category focuses on passage prediction tasks for passage retrieval (Chang et al., 2020; Gao and Callan, 2021b; Ma et al., 2022; Wu et al., 2022; Zhou et al., 2022). For instance, (Chang et al., 2020) pre-trains with inverse cloze task (ICT), body first selection (BFS), and wiki link prediction (WLP) tasks. (Gao and Callan, 2021b) pre-trains with contrastive span prediction based on document proximity. (Ma et al., 2022) extends contrastive span prediction to multiple granularities. (Gao and Callan, 2021b) pre-trains with contrastive span prediction based on document proximity. (Wu et al., 2022) pre-trains with generative span prediction with mixed related span selection strategies. The other category focuses on enhancing the encoder using auxiliary auto-encoding tasks (Lu et al., 2021; Gao and Callan, 2021a; Liu and Shao, 2022; Wu et al., 2022). For instance, (Lu et al., 2021; Gao and Callan, 2021a) aims to boost text representation by auto-encoding with a weak decoder with limited capacity and attention flexibility. (Liu and Shao,

2022; Wu et al., 2022; Zhou et al., 2022) improve text representation through asymmetric masking ratios applied to the encoder and decoder, then reconstructing the aggressively masked text with the help of its embedding or context embedding. The most related method is (Wu et al., 2022), our work is on the basis of (Wu et al., 2022) and incorporates the multi-view pre-training technique to (Wu et al., 2022).

Fine-tuning stage In the fine-tuning stage, various methods have been used to improve performance, including mining hard negatives (Xiong et al., 2020; Zhan et al., 2021), late interaction (Khattab and Zaharia, 2020), knowledge distillation (Lin et al., 2021b; Santhanam et al., 2021), query clustering (Hofstätter et al., 2021), data augmentation (Qu et al., 2020), and joint retriever-ranker optimization (Ren et al., 2021; Zhang et al., 2022, 2021). For instance, (Xiong et al., 2020) creates hard negatives through ANN updates; (Zhan et al., 2021) improves negatives with a fine-tuned retriever; (Khattab and Zaharia, 2020) models similarity with MaxSim on encoder hidden states; (Lin et al., 2021b) distill knowledge from a MaxSim operator or strong re-ranker (Santhanam et al., 2021); (Hofstätter et al., 2021) introduces topic-aware query and margin sampling for efficiency; (Qu et al., 2020) combines cross-batch negatives, denoised negatives, and data augmentation; (Ren et al., 2021) adaptively improves retriever and re-ranker with listwise distillation; (Zhang et al., 2022) incorporates retrieval-reranking features with HLATR; (Zhang et al., 2021) optimizes retriever-ranker through a minimax adversarial objective. The most related methods are (Xiong et al., 2020; Zhan et al., 2021; Santhanam et al., 2021), our fine-tuning process is on the basis of these three methods.

2.2 PLMs for Sparse Retrieval

Attempts utilizing PLMs to improve sparse retrieval can be roughly divided into two categories.

Term weighting The term weighting process aims to assign importance to terms based on contextualized token representations (Dai and Callan, 2020b,a; Gao et al., 2021; Lin and Ma, 2021). For instance, (Dai and Callan, 2020b) uses BERT token representations to determine the context-specific importance of terms in passages. (Dai and Callan, 2020a) extends this by splitting documents into passages and aggregating term weights. It uses titles,

web links, and pseudo-relevance feedback to generate weak supervision signals for learning term weights. (Gao et al., 2021) computes the relevance score between query and text encodings by taking the dot product of overlapping terms. (Lin and Ma, 2021) propose a framework to unify these approaches, which reduces (Gao et al., 2021)’s weight vector to one dimension, and can retain its effectiveness while increasing efficiency.

Term expansion Term expansion improves vocabulary matching by using PLMs to expand queries or documents (Nogueira and Lin, 2019; Formal et al., 2021b,a; Shen et al., 2022). The final representation of a text or query is obtained by combining token weight vectors, effectively expanding it to include non-occurring terms. A sparsity regularization is applied to achieve a sparse representation for efficient inverted index usage. For instance, (Nogueira and Lin, 2019) predicts relevant queries for a document. (Formal et al., 2021b) and (Formal et al., 2021a) project terms in queries and texts to a weight vector, estimated by logits of masked language models. (Shen et al., 2022) further expands on (Formal et al., 2021a) by proposing to pre-train a lexical-bottlenecked masked auto-encoder to learn importance-aware sparse representations.

3 Approach

This section will introduce detailed pre-training, fine-tuning, and inference designs, including multi-view representations with both dense and sparse vectors, and the multi-view decoding paradigm for pre-training.

3.1 Multi-view Representations

Transformer-based pre-trained language model (PLM), e.g., BERT encoder (denote as *Enc*), is utilized to produce vectors for representing a whole text. Multi-view representations with dense and sparse vectors model the input sequences from different aspects. Dense vectors, e.g., $[CLS]$, naturally represent the sequence- or passage-level semantics. In contrast, sparse vectors produced by the PLM in the vocabulary dimension denote the logit frequency, and thus model the sentence from the lexicon level. Formally, Given a sequence of N tokenized subwords as input text.

$$\mathbb{T} = \{CLS, t_1, \dots, t_N, SEP\} \quad (1)$$

The input text is forwarded through the L -layer Transformer-based BERT encoder. For the Trans-

former Layer $l \in \{1, \dots, L\}$, the output hidden states are

$$\mathbf{H}^l = \{\mathbf{h}_0^l, \mathbf{h}_1^l, \dots, \mathbf{h}_N^l\} \quad (2)$$

Dense representations Following common practice, we usually take the first output hidden vector (CLS) of the last layer hidden state as the dense representation (DEN).

$$\text{DEN} = \mathbf{h}_0^{\text{last}} \quad (3)$$

Sparse representations Sparse vector depicts BERT logits as frequencies. BERT is pre-trained as a masked language model by taking original masked-position logits as labels via Cross-Entropy (CE) loss. Thus the output of BERT in vocabulary size (e.g., BERT-base is 30522) naturally models the frequency of each logit for the input sequence. High frequency on one logit denotes a high occurrence frequency characterized by the BERT model, whose parameters are learnable. For sparse vectors, hidden states of the last layer are first projected to the vocabulary dimension logits with the transposed embedding matrix \mathbf{E}^\top .

$$\mathbf{w}_j^i = \mathbf{h}_i^{\text{last}} \mathbf{E}_j + b_j \quad (4)$$

where $i \in \{1, \dots, N\}$ and N is the sequence length, $j \in \{0, \dots, V - 1\}$ and V is the vocabulary size. \mathbf{w}_j^i denotes individual logits in vocabulary dimension. Following SPLADE (Formal et al., 2021b,a), max-pooling is performed on each logit along the sequence input axis to aggregate a max logit.

$$s_j = \max_{i \in \{1, \dots, N\}} \log(1 + \text{ReLU}(\mathbf{w}_j^i)) \quad (5)$$

ReLU function will remove the negatives and keep positive numbers as logit frequencies. And the monotonically increasing log saturation function $\log(1 + x)$ shrink down the high frequencies to ensure the sparsity. Finally, the sparse vector is denoted as follows.

$$\text{SPR} = \{s_0, s_1, \dots, s_j\}, j \in \{0, \dots, V - 1\} \quad (6)$$

Similarity Measurement Sentence similarity measurement (denoted as $d(q, p)$) of queries (q) and passages (p) is computed via dot product or cosine similarity of corresponding representation vectors. Given a sentence-level dense vector DEN

and a token-level sparse vector **SPR**, here we denote the sum of two similarity measures as our multi-view representation similarity.

$$d(q, p) = \mathbf{SPR}_q \cdot \mathbf{SPR}_p + \mathbf{SPR}_q \cdot \mathbf{SPR}_p \quad (7)$$

Due to the extremely high storage cost of sparse vectors (e.g., BERT-base 30522 * 4 bytes for a single sparse vector), it’s infeasible to store the whole vectors as continuous arrays directly. Previous works like SPLADE (Formal et al., 2021b,a) rounded the vectors as discrete integers and made virtual documents for sparse retrieval (e.g., BM25), which is improper to incorporate in the multi-view representation similarity measurement. Thanks to the sparsity, we apply the Top- k function that only preserves the k highest frequencies in a sparse vector during fine-tuning and inferencing stages. Top- k keeps the storage to an affordable limit while preserving the most high-frequency logits in the vector space.

3.2 Contextual Masked Auto-encoder with Multi-view Decoding Paradigm

Pre-training with contextual masked auto-encoding gives strong initialization to retriever models. Following Cot-MAE (Wu et al., 2022), we employ asymmetric encoder-decoder assisted with contextual embedding to give self-supervision signals to the representation vectors during pre-training.

Encoder For the BERT encoder, given the input text \mathbb{T} in Equation 1, we replace a certain percentage of tokens in \mathbb{T} with a specified mask token, e.g., $[MASK]$.

$$mask(\mathbb{T}) = \{CLS, t_1, MASK, t_3, \dots, t_N, SEP\} \quad (8)$$

We denote the index set of all $[MASK]$ positions as \mathbb{M} . The pre-training for BERT encoder (Enc) utilizes Cross-Entropy (CE) loss to optimize the following loss function, i.e., Masked Language Modeling (MLM) objective.

$$\mathcal{L}_{enc} = - \sum_{i \in \mathbb{M}} \log p(t_i | Enc(mask(\mathbb{T}))) \quad (9)$$

Decoder For the decoder side, we employ two different Transformers, Auto-Encoding Decoder (AE-Dec) and Auto-Regressive Decoder (AR-Dec), to provide multi-view pre-task signals for both dense and sparse vectors. For pre-training with

the dense vector, we directly take the concatenation of the dense vector with contextual sentence embedding and feed it into the AE-Dec and AR-Dec. As for pre-training with the sparse vector, we first project the **SPR** vector to hidden size dimension via production with grad-detached¹ embedding matrix \mathbf{E}^\top . Then we take the concatenation of the sparse vector and feed it into the decoders. The inputs for decoders (\mathbb{T}_{Dec}) are denoted as two sequences used individually².

$$\mathbb{T}_{Dec-DEN} = \{\mathbf{DEN}, t_1, \dots, t_N, SEP\} \quad (10)$$

$$\mathbb{T}_{Dec-SPR} = \{\mathbf{SPR} \cdot \mathbf{E}^\top, t_1, \dots, t_N, SEP\} \quad (11)$$

AE-Dec takes the Transformers Encoder layer as an Auto-Encoding decoder, which utilizes MLM as reconstruction signals. The loss for AE-Dec is formulated as

$$\mathcal{L}_{ae-dec} = - \sum_{i \in \mathbb{M}} \log p(t_i | Dec(mask(\mathbb{T}_{Dec}))) \quad (12)$$

AR-Dec takes the Transformers Decoder layer as an Auto-Regressive decoder, which utilizes Casual Language Model (CLM) as generative signals. The loss for AR-Dec is formulated as

$$\mathcal{L}_{ar-dec} = - \sum_{i \in \mathbb{T}} \log p(t_{i+1} | Dec(\mathbb{T}_{Dec})) \quad (13)$$

Together with the MLM loss of the BERT encoder, both MLM reconstruction signals from AE-Dec and CLM generative signals from AR-Dec are used for multi-view effective pre-training.

$$\mathcal{L}_{total} = \mathcal{L}_{enc} + \mathcal{L}_{ae-dec} + \mathcal{L}_{ar-dec} \quad (14)$$

As argued in CoT-MAE, contextual embeddings on the decoder side effectively promote learning the BERT encoder’s representations. Thus we use the contextual passages as the decoder input \mathbb{T}_{Dec} . For detailed contextual passage sampling methods, please refer to CoT-MAE (Wu et al., 2022).

¹This makes sure that the grad is only backpropagated through **SPR** vector, making steady parameters updates.

²For the purpose of clarity, we concatenate the dense (or sparse) vector and the tokens into a sequence in our subsequent formulas. In actual implementation, it is necessary to integrate the dense (or sparse) vector and the corresponding token embeddings.

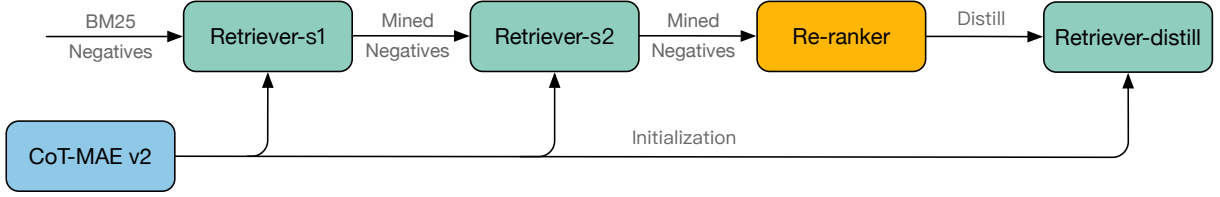


Figure 2: Illustration of our multi-stage fine-tuning pipeline. In stage one (s1), the retriever is trained with BM25 negatives. In stage two (s2), we use retriever-s1 to mine effective hard negatives for fine-tuning a retriever-s2. The scores tested on the retriever-s2 are used as non-distilled results. In stage three (re-ranker), a more powerful single-tower re-ranker is trained. In the last stage (distill), the re-ranker performs knowledge distillation to retriever-distill.

3.3 Fine-tuning and Inference

Fine-tuning Fine-tuning is conducted on the downstream retrieval tasks to verify the effectiveness of pre-training. We use the multi-view representation similarity function $\mathbf{d}(\mathbf{q}, \mathbf{p})$ as the distance measurement. Following DPR and SPLADE (Formal et al., 2021b,a), we train both dense and sparse retrievers with a contrastive learning loss function.

$$\mathcal{L}_{\text{ft}} = -\log \frac{\exp(d(q, p^+)/\tau)}{\sum \exp((d(q, p^+) + d(q, p^-))/\tau)} \quad (15)$$

where τ is a temperature hyper-parameter fixed to 1. p^+ is the human-labeled positive passages and p^- is the hard negative sets provided via BM25 or dense retrieval. Top- k sparse vectors are used in fine-tuning and inferencing stage. Following SPLADE (Formal et al., 2021b,a), we also introduce a FLOPs regulation term to suppress the dominant logit frequencies in sparse retriever fine-tuning. Please refer to the SPLADE paper for FLOPs details.

Following CoT-MAE (Wu et al., 2022), we trained retrievers on MS-MARCO Passage Ranking Task through multi-stage pipelines, as shown in Figure 2. In stage one (s1), the retriever is trained with BM25 negatives provided by the MS-MARCO training set. In stage two (s2), we use retriever-s1 to mine effective hard negatives for fine-tuning the retriever-s2. The performance of retriever-s2 is our **non-distilled** result. In stage three (re-ranker), a more powerful single-tower re-ranker is trained. We directly use the CoT-MAE re-ranker without re-training. In the final stage (distill), the abilities of the re-ranker are transferred to the retriever-distill through the process of knowledge distillation using

KL loss.

$$\begin{aligned} \mathcal{L}_{\text{ft-distill}} &= \sum_q KL(d(q, p|\text{retriever}), d(q, p|\text{reranker})) \end{aligned} \quad (16)$$

Inference For the inferencing stage, we forward the queries and passages corpus through retrievers, to get the CLS dense vectors and Top- k sparse vectors. We use equation (7) to measure the multi-view query-passage similarities. We use Faiss for dense retrieval and PyTorch Sparse matrix multiplication for sparse retrieval.

Following BEIR (Thakur et al., 2021), we train the retriever with MS-MARCO negatives for the out-of-domain evaluation on BEIR benchmarks.

4 EXPERIMENTAL SETTINGS

In this section, we introduce our experimental settings, including pre-training, fine-tuning, inference and baseline methods.

4.1 Pre-training

Datasets Following CoT-MAE (Wu et al., 2022) and BERT (Devlin et al., 2018), MS-MARCO documents and Wiki+BookCorpus are used as pre-training corpus.

- **MS-MARCO** documents contain 3.2 million documents.
- **Wiki+BookCorpus** contains 5.6 million documents.

NLTK sentence tokenizer was used to split each document and dynamic pad to target max length. Maxlen for MS-MARCO is 144 and Wiki+BookCorpus is 512 for alignment with MS-MARCO and BEIR benchmark passages. Contextual passages are selected as described in (Wu et al., 2022) for contextual masked auto-encoder pre-training.

Implementation Following CoT-MAE (Wu et al., 2022), the encoder is initialized with a pre-trained 12-layer BERT-base model, while the decoders (including AE-Dec and AR-Dec) are initialized as a single layer from scratch. We pre-train the model using the AdamW optimizer for a maximum of 50k steps, with a learning rate of $4e-4$, a batch size of 16k, and a linear schedule with a warmup ratio of 0.1. We use 16 Tesla A100 GPUs to train the model for 49 hours, and then discard the decoder, leaving only the encoder for fine-tuning. We set a widely used random seed as 42 for reproducibility. We also do statistical significance analysis to prove the robustness and effectiveness of our method.

4.2 Fine-tuning and Inference

Datasets and Evaluation We fine-tune the retrievers initialized from our pre-trained encoder on MS-MARCO passage datasets. Then we do the evaluation on MS-MARCO passage ranking (Nguyen et al., 2016), TREC Deep Learning (DL) Track 2019 (Craswell et al., 2020a) and 2020 (Craswell et al., 2020b) tasks. We also do out-of-domain evaluations on BEIR benchmarks.

MS-MARCO (Nguyen et al., 2016) is a benchmark dataset that contains 8.8 million passages and real user queries collected from Bing search. The training set contains 500k human annotated query-passage pairs, while the dev set contains 6,980 annotated queries. Since the test set is not publicly available, the dev set is used for evaluation. Following previous work (Wu et al., 2022), we evaluate the performances on MS-MARCO using MRR@10, Recall@50, and Recall@1K.

TREC Deep Learning (DL) (Craswell et al., 2020a,b) tracks provide test sets with more elaborate annotations to evaluate the real capacity of ranking models. We evaluate the 2019 and 2020 test sets. The 2019 test set contains 200 annotated queries and the 2020 test set contains 200 annotated queries. Following previous work (Wu et al., 2022), we evaluate the performance on TREC with NDCG@10.

BEIR (Thakur et al., 2021) is a heterogeneous benchmark that contains 18 datasets on nine task domains. Following its fine-tuning setting, we fine-tune the retrievers with MS-Marco hard negatives³. We evaluate the performances on 14 publicly avail-

able datasets for out-of-domain BEIR evaluation.

Implementation Fine-tuning is trained on the MS-MARCO dataset and evaluated on the MS-MARCO dev set and TREC DL 2019/2020 test sets. Following (Wu et al., 2022), we trained on 8 Tesla A100 GPUs using the AdamW optimizer with a learning rate of $2e-5$, a global batch size of 64, an epoch number of 3, and a weight decay of 0.01. The query length is 32, the passage length is 144, the number of negative passages is 15 and the negative depth is 200. The fine-tuning random seed is also set to 42 for reproducibility. For sparse retriever fine-tuning, the Top- k of sparse vectors is set to 768, and the FLOPs factor is set to 0.002.

Fine-tuning for BEIR evaluation is also trained on 8 A100 GPUs with the AdamW optimizer. Following (Thakur et al., 2021), the learning rate is $1e-5$, the global batch size is 1k, the epoch number is 10 and the number of negative passages is 1. Other hyperparameters are the same as the above settings.

4.3 Baselines

Our baseline methods include the non-distilled retrieval method and distilled retrieval method, as shown in Table 1. We compare the non-distilled retrievers with the latest state-of-the-art baseline methods, including sparse retrieval BM25 (Robertson et al., 2009), SPLADE (Formal et al., 2021b), dense retrievers SEED (Lu et al., 2021), ColBERT (Khattab and Zaharia, 2020), RocketQA (Qu et al., 2020), coCondenser (Gao and Callan, 2021b), SimLM (Wang et al., 2022), RetroMAE (Liu and Shao, 2022), and CoT-MAE (Wu et al., 2022).

We compare the distilled retrievers with multiple strong distilled baselines, including sparse retriever SPLADE v2 (Formal et al., 2021a), dense retrievers RocketQA v2 (Ren et al., 2021), AR2 (Zhang et al., 2021), ColBERT v2 (Santhanam et al., 2021), SimLM (Wang et al., 2022), MASTER (Zhou et al., 2022) and LexMAE (Shen et al., 2022).

5 EXPERIMENT RESULTS

In this section, we analyze the experimental results to demonstrate the effectiveness of the proposed CoT-MAE v2 method.

³<https://sbert.net/datasets/msmarco-hard-negatives.jsonl.gz>

Model	MS-MARCO			TREC DL 19	TREC DL 20
	MRR@10	R@50	R@1k	nDCG@10	nDCG@10
BM25 †	18.7	59.2	85.7	51.2	47.7
SPLADE † (Formal et al., 2021b)	32.2	-	95.5	66.5	-
SEED (Lu et al., 2021)	33.9	-	96.1	-	-
ColBERT (Khattab and Zaharia, 2020)	36.0	82.9	96.8	-	-
RocketQA (Qu et al., 2020)	37.0	85.5	97.9	-	-
coCondenser (Gao and Callan, 2021b)	38.2	86.5	98.4	71.7	68.4
SimLM (Wang et al., 2022)	39.1	-	98.6	-	-
RetroMAE (Liu and Shao, 2022)	39.3	-	98.5	-	-
CoT-MAE (Wu et al., 2022)	39.4	87.0	98.7	70.9	70.4
LexMAE † (Shen et al., 2022)	40.8	-	98.5	-	-
CoT-MAE v2	41.4	89.4	98.7	74.5	70.8

Table 1: Main results of *non-distilled* retrievers on MS-MARCO passage ranking and TREC DL datasets. The best score is marked in **bold**. Models marked with † are sparse retrieval models.

Model	MS-MARCO			TREC DL 19	TREC DL 20
	MRR@10	R@50	R@1k	nDCG@10	nDCG@10
SPLADE v2 † (Formal et al., 2021a)	36.8	-	97.9	72.9	-
RocketQA v2 (Ren et al., 2021)	38.8	86.2	98.1	-	-
AR2 (Zhang et al., 2021)	39.5	87.8	98.6	-	-
ColBERT v2 (Santhanam et al., 2021)	39.7	86.8	98.4	-	-
ERNIE-SEARCH (Lu et al., 2022)	40.1	87.7	98.2	-	-
CoT-MAE (Wu et al., 2022)	40.4	88.5	98.7	-	-
SimLM (Wang et al., 2022)	41.1	87.8	98.7	71.2	69.7
MASTER (Zhou et al., 2022)	41.5	88.6	98.8	72.7	71.7
LexMAE † (Shen et al., 2022)	42.6	-	98.8	73.7	72.8
CoT-MAE v2	43.1	90.2	98.7	75.6	72.5

Table 2: Main results of *distilled* retrievers on MS-MARCO passage ranking and TREC DL datasets. The best score is marked in **bold**. Models marked with † are sparse retrieval models.

5.1 Main Results

Non-distilled Results Main results in Table 1 show that non-distilled CoT-MAE v2 outperforms multiple latest strong baselines. Non-distilled retrievers are fine-tuned on BM25 negatives or retriever-mined negatives. For performances with non-distilled retrievers, CoT-MAE v2 outperforms the previous baseline method LexMAE by +0.6 points on MRR@10, outperforms CoT-MAE by 2.4 points on R@50 of the MS-MARCO passage ranking task, and outperforms CoT-MAE by +3.6 points on nDCG@10 of the TREC-DL 19 task.

Disilled Results Main results in Table 2 show that distilled CoT-MAE v2 achieves state-of-the-art performances over the latest strong re-ranker distilled baselines. For instance, comparing the competing distilled retrievers, CoT-MAE v2 outperforms LexMAE by +0.5 points on MRR@10, outperforms MASTER by +1.6 points on R@50 of the MS-MARCO passage ranking task, outperforms LexMAE by +1.9 points on nDCG@10 of

the TREC-DL 19 task. The distilled CoT-MAE v2 achieves 43.1 on MS-MARCO MRR@10, which even beats many power re-rankers and is approximate to its teacher CoT-MAE re-ranker (MRR@10 43.9). These performance gains clearly show the leading advantages to previous baseline methods.

5.2 Out-of-domain Evaluation on BEIR Benchmarks

Following BEIR (Thakur et al., 2021), we train retrievers with provided MS-MARCO negatives and evaluate the out-of-domain performances on 14 publicly available datasets. As is shown in Table 3, CoT-MAE v2 outperforms the previous baseline method⁴ by +3 points on average and achieves the best on 11 out of 14 datasets. The leading performances of CoT-MAE v2 on BEIR benchmarks show effectiveness and adaptiveness in heterogeneous retrieval task settings.

In general, comparing CoT-MAE v2 with the previous effective methods on the most commonly

⁴We do not compare with LexMAE because it did not report the results on all datasets.

Dataset	BM25	DPR	ANCE	ColBERT	Contriever	RetroMAE	MASTER	CoT-MAE v2
TREC-COVID	65.6	33.2	65.4	67.7	59.6	75.6	62.0	77.1
NFCorpus	32.5	18.9	23.7	30.5	32.8	30.1	33.0	33.5
NQ	32.9	47.4	44.6	52.4	49.8	49.0	51.6	53.9
HotpotQA	60.3	39.1	45.6	59.3	63.8	63.8	58.9	67.2
FiQA-2018	23.6	11.2	29.5	31.7	32.9	30.1	32.8	33.1
ArguAna	31.5	17.5	41.5	23.3	44.6	48.1	39.5	48.2
Touché-2020	36.7	13.1	24.0	20.2	23.0	24.3	32.0	30.3
CQADupStack	29.9	15.3	29.6	35.0	34.5	38.2	32.7	32.2
Quora	78.9	24.8	85.2	85.4	86.5	85.6	79.1	86.1
DBPedia	31.3	26.3	28.1	39.2	41.3	38.5	39.9	42.6
SCIDOCS	15.8	7.7	12.2	14.5	16.5	15.0	14.1	16.5
FEVER	75.3	56.2	66.9	77.1	75.8	71.9	69.2	81.2
Climate-FEVER	21.3	14.8	19.8	18.4	23.7	21.4	21.5	27.5
SciFact	66.5	31.8	50.7	67.1	67.7	64.8	63.7	69.2
Average	43.0	25.5	40.5	44.4	46.6	46.9	45.0	49.9

Table 3: Out-of-domain evaluation on BEIR benchmark. The score that is better in comparison is marked in **bold**.

used benchmark datasets shows that the CoT-MAE v2 pre-training process can effectively improve dense retrieval. The improvement derives from two aspects.

- On the one hand, CoT-MAE v2 integrates the dense and sparse representations, where dense representation naturally captures the features at the passage level, and sparse representation captures the semantics at the lexicon level, as discussed in Section 3.1.
- On the other hand, CoT-MAE v2 uses Auto-Encoding Decoder (AE-Dec) and Auto-Regressive Decoder (AR-Dec) for the representation pre-training, where AE-Dec focuses on MLM reconstruction task and AR-Dec focused on CLM generative task, providing rich self-supervision signals for the representation learning. The multi-view traits of CoT-MAE v2 contribute to the efficient pre-training.

6 Analysis

Given the leading performances of CoT-MAE v2, several scientific questions (Q) are discussed and analyzed in this section.

Q1 How does the multi-view representation pre-training contribute to the results?

Q2 How does the multi-view decoding paradigm contribute to the results?

Q3 How does the performance change when using only one representation in fine-tuning and inferencing?

Model	MRR@10	R@50	R@1k
CoT-MAE v2	41.4	89.4	98.7
Pre-training with single-view representation bottleneck			
w/only DEN	40.1 (-1.3)	88.0 (-1.4)	98.6 (-0.1)
w/only SPR	40.9 (-0.5)	89.0 (-0.4)	98.1 (-0.6)
Pre-training with single-view decoding paradigm			
w/only AE-Dec	41.0 (-0.4)	89.4	98.5 (-0.2)
w/only AR-Dec	40.9 (-0.5)	89.2 (-0.2)	98.4 (-0.3)
Fine-tuning with single-view representation			
w/only DEN	39.4 (-2.0)	87.7 (-1.7)	98.7
w/only SPR	40.2 (-1.2)	88.2 (-1.2)	98.4 (-0.3)

Table 4: Ablation study for multi-view representation and multi-view decoding paradigm pre-training. The scores are tested on the non-distilled retrievers.

Q4 What’s the total dimension size of the multi-view representations? And how does performance change when shrinking the dimension of representations?

Q5 How about the robustness of multi-view pre-training?

Corresponding answers (A) will be analyzed with detailed ablation data one by one as written below. All analyses are based on non-distilled retrievers.

6.1 Impact of Multi-view Representations and Multi-view Decoding Paradigm

Table 4 shows the ablation results of multi-view representations in both the pre-training and fine-tuning stages.

Dim of DEN & SPR	MRR@10	R@50	R@1k
768	41.4	89.4	98.7
384	40.9	89.1	98.4

Table 5: Ablation study for reducing the dimension size of both dense and sparse vectors. The scores are tested on the non-distilled retrievers.

A1 As argued in Section 3.1, multi-view representations are designed to capture sentence features from different levels, and thus achieve better performance when using them both. When only pre-training with dense or sparse representations, the performance on MS-MARCO MRR@10 drops to 40.1 and 40.9. This implies that the multi-view representation in our proposed pre-training architecture is helpful for better representation learning.

A2 As discussed in Section 3.2, the multi-view decoding paradigm provides both reconstruction and generation signals for contextual masked auto-encoding pre-training. These multi-view decoding signals promote better learning of representations. When only pre-training with AE-Dec or AR-Dec, the performance on MS-MARCO MRR@10 drops to 41.0 or 40.9. Thus the multi-view decoding paradigm promotes better representation learning.

A3 As we propose to utilize multi-view representations, both dense and sparse vectors are used in the fine-tuning and inferencing stage. Thus we need to explore how the performance changes when only using one single representation type. We try to fine-tune with only single-view representation. The performance on MS-MARCO MRR@10 drops to 39.4 and 40.2. This further implies that the multi-view representation is helpful for improving passage retrieval performance.

6.2 Performances of Reducing Dimensions of Multi-view Representations

Though excellent performance gains are achieved by CoT-MAE v2, extra dimension needs of representation are introduced due to multi-view representations.

A4 For traditional dense retrievals methods like DPR or CoT-MAE, the dimension for one dense representation is 768. In comparison, CoT-MAE v2 further introduces a top-768 sparse vector, resulting in 2 times of representation dimension in total. Here we try to shrink down both dense and sparse vectors to $768/2=384$ dimension size, which

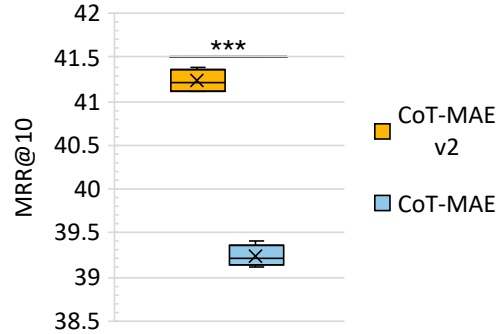


Figure 3: Comparison of multi-view pre-training performances with CoT-MAE baseline. Pre-trainings are repeated by varying random seeds. Scores are non-distilled retriever tested on MS-MARCO Passage Ranking Task. Student T-Test shows statistically significant results over the previous baseline.

resulted in the same dimension size as DPR or CoT-MAE in total. As shown in Table 5, halving the vector dimension results in a performance of MS-MARCO on MRR@10 to 40.9. But this score still far outperforms previous baselines like CoT-MAE (39.4). Thus multi-view CoT-MAE v2 shows significant robustness in the dimension-reducing scenarios.

6.3 Robustness of Multi-view Pre-training.

A5 In order to test the robustness of our multi-view pre-training method, we repeat the pre-training for extra 3 times with different random seeds (43, 2022, 2023). As is shown in Figure 3, CoT-MAE v2 clearly outperforms its previous baseline with good performance stability, showing its robustness and effectiveness.

6.4 Case Study

To qualitatively understand the gains from our proposed pre-training method, we pick up some examples from the first recalled passages of CoT-MAE v2, comparing them with its baseline method CoT-MAE in Table 6.

- The first query is related to the usage “used for” (marked in brown). CoT-MAE baseline misses the relevant answers but returns a passage that tells contents about “made from” and “considered green” (marked in red). In comparison, CoT-MAE v2 retrieves the accurate answers (marked in blue).
- The second query asks the writer of “book” (marked in brown). CoT-MAE baseline returns the passage about “movie” (marked in red). In comparison, CoT-MAE v2 retrieves the “Ninjago book”

Relevant	Model	Rank 1st passage
		Query: what is green soap <i>used for</i>
✗	CoT-MAE	Passage: How to Use Green Soap. Green Soap is used in many different ways. It is <i>made from</i> pure vegetable oils and glycerine. Although not green in color, the soap is <i>considered green</i> because it is organic, biodegradable, and environmentally safe.
✓	CoT-MAE v2	Passage: Blog - Green soap is <i>used in</i> tattoo and piercing studios for everything from prepping the tattoo or piercing site to cleaning tattoo machines. It’s a great remover of dirt, blood, and tattoo ink. Because it’s non-corrosive, it can also be <i>used to</i> safely soak equipment to loosen dried debris before cleaning and sterilization.
		Query: who wrote the <i>book ninjago</i>
✗	CoT-MAE	Passage: Main article: The <i>Lego Ninjago Movie</i> . The Hageman brothers, Dan and Kevin Hageman, who wrote Lego Ninjago: Masters of Spinjitzu and co-wrote the story of The Lego Movie, will be penning the film adaptation, which will feature a new take that diverges from the TV series.
✓	CoT-MAE v2	Passage: Cole: Ninja of Earth is a <i>Ninjago book</i> released in 2012, <i>written by Greg Farshtey</i> . The book describes the adventures Cole experiences to master earth and Spinjitzu.
		Query: when was power rangers released in <i>Europe</i>
✗	CoT-MAE	Passage: Main article: Originally, Power Rangers was intended to be released on July 22, 2016, a.k.a. in the latter half of the summer movie season. However, in April it was decided by the studios to <i>delay</i> the project until January 13, 2017 - with <i>production on the movie</i> scheduled to begin in January 2016..
✓	CoT-MAE v2	Passage: Power Rangers: Super Legends has a release date of October 23rd (US) and <i>2nd November in Europe</i> for Wii, DS, PS2, GameCube (as the last GameCube title!) and PC. The game will celebrate Power Ranger’s 15th anniversary by gathering selectable Power Rangers from fifteen seasons of the series, from Mighty Morphin Power Rangers to Power Rangers: Operation Overdrive, and will include not only characters but Zords as well.

Table 6: Examples of rank 1st passage recalled by different models on the dev set of the MS-MARCO passage ranking dataset. Essential semantics of queries are colored in brown. We color the mismatched meanings of baseline method CoT-MAE in red, and the matching meanings of CoT-MAE v2 in blue.

with its author name (marked in blue).

- The third query asks for the “*release date of power rangers in Europe*” (marked in brown). Although the CoT-MAE baseline retrieves a passage related to the power rangers, this passage only tells the “*original release date, delay schedule, and movie production date*” (marked in red). None of them tells the answers to the release date in Europe. In comparison, our CoT-MAE v2 exactly retrieves the real answers “*2nd November in Europe*” (marked in blue).

These examples show that CoT-MAE v2 can capture more precise semantic meanings in passages, demonstrating that the CoT-MAE v2 pre-training method is more effective than the previous pre-training methods.

7 Conclusion

This paper proposes a multi-view contextual masked auto-encoding pre-training architecture for better passage retrieval. Experiment results show that multi-view representation and multi-view decoding paradigms significantly contribute to effec-

tive retrieval performance. Our method also shows good robustness and stability. In the future, we will further explore incorporating new pre-training paradigms to get more effective and robust retrievers.

References

- Yang Bai, Xiaoguang Li, Gang Wang, Chaoliang Zhang, Lifeng Shang, Jun Xu, Zhaowei Wang, Fangshan Wang, and Qun Liu. 2020. Sparterm: Learning term-based sparse representation for fast text retrieval. [arXiv preprint arXiv:2010.00768](#).
- Wei-Cheng Chang, Felix X Yu, Yin-Wen Chang, Yiming Yang, and Sanjiv Kumar. 2020. Pre-training tasks for embedding-based large-scale retrieval. [arXiv preprint arXiv:2002.03932](#).
- Nick Craswell, Bhaskar Mitra, Emine Yilmaz, Daniel Campos, and Ellen M Voorhees. 2020a. Overview of the trec 2019 deep learning track. [arXiv preprint arXiv:2003.07820](#).
- Nick Craswell, Bhaskar Mitra, Emine Yilmaz, Daniel Fernando Campos, and Ellen M. Voorhees. 2020b. Overview of the trec 2020 deep learning track. [ArXiv, abs/2003.07820](#).
- Zhuyun Dai and Jamie Callan. 2020a. Context-aware document term weighting for ad-hoc search. In [Proceedings of The Web Conference 2020](#), pages 1897–1907.
- Zhuyun Dai and Jamie Callan. 2020b. Context-aware term weighting for first stage passage retrieval. In [Proceedings of the 43rd International ACM SIGIR conference on research and development in Information Retrieval](#), pages 1533–1536.
- Jacob Devlin, Ming-Wei Chang, Kenton Lee, and Kristina Toutanova. 2018. Bert: Pre-training of deep bidirectional transformers for language understanding. [arXiv preprint arXiv:1810.04805](#).
- Yixing Fan, Xiaohui Xie, Yinqiong Cai, Jia Chen, Xinyu Ma, Xiangsheng Li, Ruqing Zhang, Jiafeng Guo, and Yiqun Liu. 2021. Pre-training methods in information retrieval. [arXiv preprint arXiv:2111.13853](#).
- Thibault Formal, Carlos Lassance, Benjamin Piwowarski, and Stéphane Clinchant. 2021a. Splade v2: Sparse lexical and expansion model for information retrieval. [arXiv preprint arXiv:2109.10086](#).
- Thibault Formal, Benjamin Piwowarski, and Stéphane Clinchant. 2021b. Splade: Sparse lexical and expansion model for first stage ranking. In [Proceedings of the 44th International ACM SIGIR Conference on Research and Development in Information Retrieval](#), pages 2288–2292.
- Jianfeng Gao, Chenyan Xiong, Paul Bennett, and Nick Craswell. 2022. Neural approaches to conversational information retrieval. [arXiv preprint arXiv:2201.05176](#).
- Luyu Gao and Jamie Callan. 2021a. Condenser: a pre-training architecture for dense retrieval. [arXiv preprint arXiv:2104.08253](#).
- Luyu Gao and Jamie Callan. 2021b. Unsupervised corpus aware language model pre-training for dense passage retrieval. [arXiv preprint arXiv:2108.05540](#).
- Luyu Gao, Zhuyun Dai, and Jamie Callan. 2021. Coil: Revisit exact lexical match in information retrieval with contextualized inverted list. [arXiv preprint arXiv:2104.07186](#).
- Jiafeng Guo, Yinqiong Cai, Yixing Fan, Fei Sun, Ruqing Zhang, and Xueqi Cheng. 2022. Semantic models for the first-stage retrieval: A comprehensive review. [ACM Transactions on Information Systems \(TOIS\)](#), 40(4):1–42.
- Sebastian Hofstätter, Sheng-Chieh Lin, Jheng-Hong Yang, Jimmy Lin, and Allan Hanbury. 2021. Efficiently teaching an effective dense retriever with balanced topic aware sampling. In [Proceedings of the 44th International ACM SIGIR Conference on Research and Development in Information Retrieval](#), pages 113–122.
- Samuel Humeau, Kurt Shuster, Marie-Anne Lachaux, and Jason Weston. 2019. Poly-encoders: Transformer architectures and pre-training strategies for fast and accurate multi-sentence scoring. [arXiv preprint arXiv:1905.01969](#).
- Vladimir Karpukhin, Barlas Oğuz, Sewon Min, Patrick Lewis, Ledell Wu, Sergey Edunov, Danqi Chen, and Wen-tau Yih. 2020. Dense passage retrieval for open-domain question answering. [arXiv preprint arXiv:2004.04906](#).
- Omar Khattab and Matei Zaharia. 2020. Colbert: Efficient and effective passage search via contextualized late interaction over bert. In [Proceedings of the 43rd International ACM SIGIR conference on research and development in Information Retrieval](#), pages 39–48.
- Jinhyuk Lee, Mujeen Sung, Jaewoo Kang, and Danqi Chen. 2020. Learning dense representations of phrases at scale. [arXiv preprint arXiv:2012.12624](#).
- Jimmy Lin and Xueguang Ma. 2021. A few brief notes on deepimpact, coil, and a conceptual framework for information retrieval techniques. [arXiv preprint arXiv:2106.14807](#).
- Jimmy Lin, Rodrigo Nogueira, and Andrew Yates. 2021a. Pretrained transformers for text ranking: Bert and beyond. [Synthesis Lectures on Human Language Technologies](#), 14(4):1–325.
- Sheng-Chieh Lin, Jheng-Hong Yang, and Jimmy Lin. 2021b. In-batch negatives for knowledge distillation with tightly-coupled teachers for dense retrieval. In [Proceedings of the 6th Workshop on Representation Learning for NLP \(Repl4NLP-2021\)](#), pages 163–173.
- Yinhan Liu, Myle Ott, Naman Goyal, Jingfei Du, Mandar Joshi, Danqi Chen, Omer Levy, Mike Lewis, Luke Zettlemoyer, and Veselin Stoyanov. 2019.

- Roberta: A robustly optimized bert pretraining approach. [arXiv preprint arXiv:1907.11692](#).
- Zheng Liu and Yingxia Shao. 2022. Retromae: Pre-training retrieval-oriented transformers via masked auto-encoder. [arXiv preprint arXiv:2205.12035](#).
- Shuqi Lu, Di He, Chenyan Xiong, Guolin Ke, Waleed Malik, Zhicheng Dou, Paul Bennett, Tie-Yan Liu, and Arnold Overwijk. 2021. Less is more: Pre-train a strong siamese encoder for dense text retrieval using a weak decoder. In [Proceedings of the 2021 Conference on Empirical Methods in Natural Language Processing](#), pages 2780–2791.
- Yuxiang Lu, Yiding Liu, Jiayang Liu, Yunsheng Shi, Zhengjie Huang, Shikun Feng Yu Sun, Hao Tian, Hua Wu, Shuaiqiang Wang, Dawei Yin, et al. 2022. Ernie-search: Bridging cross-encoder with dual-encoder via self on-the-fly distillation for dense passage retrieval. [arXiv preprint arXiv:2205.09153](#).
- Xinyu Ma, Jiafeng Guo, Ruqing Zhang, Yixing Fan, and Xueqi Cheng. 2022. Pre-train a discriminative text encoder for dense retrieval via contrastive span prediction. [arXiv preprint arXiv:2204.10641](#).
- Tri Nguyen, Mir Rosenberg, Xia Song, Jianfeng Gao, Saurabh Tiwary, Rangan Majumder, and Li Deng. 2016. Ms marco: A human generated machine reading comprehension dataset. In [CoCo@ NIPs](#).
- Rodrigo Nogueira and Jimmy Lin. 2019. From doc2query to docttttquery. [Online preprint](#), 6.
- Yingqi Qu, Yuchen Ding, Jing Liu, Kai Liu, Ruiyang Ren, Wayne Xin Zhao, Daxiang Dong, Hua Wu, and Haifeng Wang. 2020. Rocketqa: An optimized training approach to dense passage retrieval for open-domain question answering. [arXiv preprint arXiv:2010.08191](#).
- Ruiyang Ren, Yingqi Qu, Jing Liu, Wayne Xin Zhao, Qiaoqiao She, Hua Wu, Haifeng Wang, and Ji-Rong Wen. 2021. Rocketqav2: A joint training method for dense passage retrieval and passage re-ranking. [arXiv preprint arXiv:2110.07367](#).
- Stephen Robertson, Hugo Zaragoza, et al. 2009. The probabilistic relevance framework: Bm25 and beyond. [Foundations and Trends® in Information Retrieval](#), 3(4):333–389.
- Keshav Santhanam, Omar Khattab, Jon Saad-Falcon, Christopher Potts, and Matei Zaharia. 2021. Colbertv2: Effective and efficient retrieval via lightweight late interaction. [arXiv preprint arXiv:2112.01488](#).
- Tao Shen, Xiubo Geng, Chongyang Tao, Can Xu, Xiaolong Huang, Binxing Jiao, Linjun Yang, and Daxin Jiang. 2022. Lexmae: Lexicon-bottlenecked pre-training for large-scale retrieval. [arXiv preprint arXiv:2208.14754](#).
- Nandan Thakur, Nils Reimers, Andreas Rücklé, Abhishek Srivastava, and Iryna Gurevych. 2021. Beir: A heterogeneous benchmark for zero-shot evaluation of information retrieval models. [arXiv preprint arXiv:2104.08663](#).
- Liang Wang, Nan Yang, Xiaolong Huang, Binxing Jiao, Linjun Yang, Daxin Jiang, Rangan Majumder, and Furu Wei. 2022. Simlm: Pre-training with representation bottleneck for dense passage retrieval. [arXiv preprint arXiv:2207.02578](#).
- Xing Wu, Guangyuan Ma, Meng Lin, Zijia Lin, Zhongyuan Wang, and Songlin Hu. 2022. Contextual mask auto-encoder for dense passage retrieval. [arXiv preprint arXiv:2208.07670](#).
- Lee Xiong, Chenyan Xiong, Ye Li, Kwok-Fung Tang, Jialin Liu, Paul Bennett, Junaid Ahmed, and Arnold Overwijk. 2020. Approximate nearest neighbor negative contrastive learning for dense text retrieval. [arXiv preprint arXiv:2007.00808](#).
- Shi Yu, Zhenghao Liu, Chenyan Xiong, Tao Feng, and Zhiyuan Liu. 2021. Few-shot conversational dense retrieval. In [Proceedings of the 44th International ACM SIGIR Conference on Research and Development in Information Retrieval](#), pages 829–838.
- Jingtao Zhan, Jiabin Mao, Yiqun Liu, Jiafeng Guo, Min Zhang, and Shaoping Ma. 2021. Optimizing dense retrieval model training with hard negatives. In [Proceedings of the 44th International ACM SIGIR Conference on Research and Development in Information Retrieval](#), pages 1503–1512.
- Jingtao Zhan, Jiabin Mao, Yiqun Liu, Min Zhang, and Shaoping Ma. 2020. Repbert: Contextualized text embeddings for first-stage retrieval. [arXiv preprint arXiv:2006.15498](#).
- Hang Zhang, Yeyun Gong, Yelong Shen, Jiancheng Lv, Nan Duan, and Weizhu Chen. 2021. Adversarial retriever-ranker for dense text retrieval. [arXiv preprint arXiv:2110.03611](#).
- Yanzhao Zhang, Dingkun Long, Guangwei Xu, and Pengjun Xie. 2022. Hlatr: Enhance multi-stage text retrieval with hybrid list aware transformer reranking. [arXiv preprint arXiv:2205.10569](#).
- Kun Zhou, Xiao Liu, Yeyun Gong, Wayne Xin Zhao, Daxin Jiang, Nan Duan, and Ji-Rong Wen. 2022. Master: Multi-task pre-trained bottlenecked masked autoencoders are better dense retrievers. [arXiv preprint arXiv:2212.07841](#).
- Yunchang Zhu, Liang Pang, Yanyan Lan, Huawei Shen, and Xueqi Cheng. 2021. Adaptive information seeking for open-domain question answering. [arXiv preprint arXiv:2109.06747](#).