

Hyper-parameter Tuning for Adversarially Robust Models

Pedro Mendes^{1,2}, Paolo Romano¹, and David Garlan²

¹ INESC-ID and Instituto Superior Técnico, Universidade de Lisboa

² Software and Societal Systems Department, Carnegie Mellon University
 {pgmendes,dg4d}@andrew.cmu.edu, romano@inesc-id.pt

Abstract. This work focuses on the problem of hyper-parameter tuning (HPT) for robust (i.e., adversarially trained) models, shedding light on the new challenges and opportunities arising during the HPT process for robust models. To this end, we conduct an extensive experimental study based on 3 popular deep models, in which we explore exhaustively 9 (discretized) HPs, 2 fidelity dimensions, and 2 attack bounds, for a total of 19208 configurations (corresponding to 50 thousand GPU hours). Through this study, we show that the complexity of the HPT problem is further exacerbated in adversarial settings due to the need to independently tune the HPs used during standard and adversarial training: succeeding in doing so (i.e., adopting different HP settings in both phases) can lead to a reduction of up to 80% and 43% of the error for clean and adversarial inputs, respectively. On the other hand, we also identify new opportunities to reduce the cost of HPT for robust models. Specifically, we propose to leverage cheap adversarial training methods to obtain inexpensive, yet highly correlated, estimations of the quality achievable using state-of-the-art methods. We show that, by exploiting this novel idea in conjunction with a recent multi-fidelity optimizer (taKG), the efficiency of the HPT process can be enhanced by up to $2.1\times$.

1 Introduction

Adversarial attacks [6] aim at causing models’ misclassifications by introducing small perturbations in the input. White-box methods like Project Gradient Descent (PGD) [14] have been shown to be extremely effective in synthesizing perturbations that are small enough to be noticeable by humans, while severely hindering the model’s performance. Fortunately, models can be hardened against this type of attack via a so-called “Adversarial Training” (AT) process. During AT, which typically takes place after an initial standard training (ST) phase [8], adversarial examples are synthesized and added (with their intended label) to the training set. Recently, several AT methods have been proposed [6,14,28] that explore different trade-offs between robustness and computational efficiency. Unfortunately, the most robust AT methods impose significant overhead (up to $7\times$ in the models tested in this work) with respect to standard training.

These costs are further amplified when considering another crucial phase of model building, namely hyper-parameter tuning (HPT). In fact, HPT methods

require training a model multiple times using different hyper-parameter (HP) configurations. Consequently, the overheads introduced by AT lead also to an increase in the cost of HPT. Further, AT and ST share many common HPs, which raises the question of whether AT should simply employ the same HP settings used during ST, or if a new HPT process should be run and executed to select different HPs for the AT phase. In the latter case, the dimensionality of the HP space to be optimized grows significantly, exacerbating the cost of HPT.

Hence, this work focuses on the problem of HPT for adversarially trained models with the twofold goal of i) shedding light on the new challenges (i.e., additional costs) that emerge when performing HPT for robust models, and ii) proposing novel techniques to reduce these costs, by exploiting novel opportunities that emerge in this context.

We pursue the first goal via an extensive experimental study based on 3 popular models/datasets widely used to evaluate AT methods (ResNet50 with ImageNet, ResNet18 with SVHN, and CNN with Cifar10). In this study, we discretize and exhaustively explore the HP space composed of up to 9 HPs, which we evaluated considering two different "fidelity dimensions" [10,23] for the training process as well as two different attack strengths. Overall, we evaluate a total of 19208 configurations and we make this dataset publicly accessible in the hope that it will aid the design of future HPT methods specialized for AT.

Leveraging this data, we investigate a key design choice for the HPT process of robust models, namely the decision of whether to adopt the same vs. different HP settings during AT and ST (for the common HPs in the 2 phases). To this end, we focus on 3 key HPs of deep models (namely, learning rate, momentum, and batch size). Our empirical study shows that allowing the use of different HP settings during ST and AT can bring substantial benefits in terms of model quality, by reducing up to 80% and 43% the standard and adversarial error, resp.

Further, our study demonstrates that while the cost and complexity of HPT are heightened in adversarial settings, it also reveals that, in the context of robust models, unique opportunities can be exploited to effectively mitigate these costs. Specifically, we show that it is possible to leverage cheap AT methods to obtain inexpensive, yet highly correlated, estimations of the quality achievable using more robust/expensive methods (PGD [14]). Besides studying the trade-offs between cost reduction and HP quality correlation with different AT methods, we extend a recent multi-fidelity optimizer (taKG [27]) to incorporate the choice of the AT method as an additional dimension to reduce the cost of the HPT process. We evaluate the proposed method using our dataset and show that incorporating the choice of the AT method as an additional fidelity dimension in taKG leads up to $2.1\times$ speed-ups, with gains that extend up to $3.7\times$ with respect to popular HPT, such as HyperBand [13].

2 Background and Related Work

In this section, we first provide background information on AT techniques (Section 2.1) and then discuss related works in the area of HPT (Section 2.2).

2.1 Adversarial Training

Adversarial attacks aim at introducing small perturbations to input data, often small enough to be hardly perceivable by humans, with the goal to lead the model to generate an erroneous output. These attacks reveal vulnerabilities of current model training techniques, underscoring the need for developing robust models in different domains. Thus, several works [6,14,26,21,18] developed novel techniques to mitigate these vulnerabilities and defend against adversarial attacks, by tackling them via different and often orthogonal or complementary ways, such as adversarial training [6,14,26,21], detection of adversarial attacks [9], or pre-processing techniques to filter adversarial perturbations [7]. Next, we will review existing AT approaches, which represent the focus of this work.

AT aims at improving the robustness of machine learning (ML) models by i) first generating adversarially perturbed inputs, and ii) feeding these adversarial examples, along with the correct corresponding label, during the model training phase. More formally, this process can be described as follows. Unlike ST, which determines the models' parameters θ by minimizing the loss function between the model's prediction for the clean input $f_\theta(x)$ and the original class y , i.e., $\min_{\theta} \mathbf{E}_{x,y \sim D} [L(f_\theta(x), y)]$, AT first computes a perturbation δ , smaller than a maximum pre-defined bound ϵ , which will mislead the current model, and then trains the model with that perturbed input. This approach leads to the formulation of the following optimization problem: $\min_{\theta} \mathbf{E}_{x,y \sim D} [\max_{\|\delta\| < \epsilon} L(f_\theta(x + \delta), y)]$.

The model's robustness depends on the bound ϵ used to produce the adversarial examples and on the strength of the method used to compute those examples.

Several methods have been developed to solve this optimization problem (or variants thereof [28]) and the resulting techniques are based on different assumptions about, e.g., the availability of the model for the attacker (i.e., white-box [14] or black-box [19]), whether the underlying model is differentiable [6] or not [19], and the existence of bounds on attacker capabilities [18].

Among these techniques, two of the most popular ones are Fast Gradient Sign Method (FGSM) [6] and Project Gradient Descent (PGD) [14]). Both techniques hypothesize that attackers can inject bounded perturbations and have access to a differentiable model. FGSM, and its later variants [26,21,1], rely on gradient descent to compute small perturbations in an efficient way. More in detail, for a given clean input x , this method adjusts the perturbation δ by the magnitude of the bound in the direction of the gradient of the loss function, i.e., $\delta = \epsilon \cdot \text{sign}(\nabla_{\delta} L(f_\theta(x + \delta), y))$. PGD iteratively generates adversarial examples by taking small steps in the direction of the gradient of the loss function and projecting the perturbed inputs back onto the ϵ -ball around the original input, i.e., *Repeat:* $\delta = \mathcal{P}(\delta + \alpha \nabla_{\delta} L(f_\theta(x + \delta), y))$, where \mathcal{P} is the projection onto the ball of radius ϵ and α can be seen as analogous to the learning rate in gradient-descent-based training. Due to its iterative nature, PGD incurs a notably higher computational cost than FGSM [21,26], but it is also regarded as one of the strongest methods to generate adversarial examples. In fact, prior work has shown that PGD attacks can fool robust models trained via FGSM and that PGD-based AT

produces models robust to larger perturbations [14] and with higher adversarial accuracy. FGSM is also known to suffer from catastrophic-overfitting [20], in which the model’s adversarial accuracy collapses after some training iterations. Henceforth, we will focus on FGSM and PGD, which, as mentioned, are among the most widely used and effective methods for generating adversarial examples [1]. In fact, these methods have been extensively studied and compared in the literature [1,20,21,26] and represent a natural starting point for investigating the trade-offs related to HPT that arise in the context of AT.

Independently of the technique used to perform AT, a relevant finding, first investigated by Gupta et al. [8], is whether to use an initial ST phase before performing AT, or whether to use exclusively AT. This study has shown that the use of an initial ST phase normally helps to reduce the computational cost while yielding models with comparable quality. This result motivates one of the key questions that we aim at answering in this work, namely whether the ST and AT phases should share the settings for their common HPs.

2.2 Hyper-parameter Tuning

HPT is a critical phase to optimize the performance of ML models. As the scale and complexity of models increase, along with the number of HP that can possibly be tuned in modern ML methods [22], HPT is a notoriously time-consuming process, whose cost can become prohibitive due to the need to repetitively train complex models on large datasets.

To address this issue, a large spectrum of the literature on HPT relies on Bayesian Optimization (BO) [15,12,17,23,27,3,10,24]. BO employs modeling techniques (e.g., Gaussian Processes) to guide the optimization process and leverages the model’s knowledge and uncertainty (via a, so called, acquisition function) to select which configurations to test. Although the use of BO can help to increase the convergence speed of the optimization process, the cost of testing multiple HP configurations can quickly become prohibitive, especially when considering complex models trained over large datasets.

To tackle this problem, multi-fidelity techniques [10,23,12,15,24,27] exploit cheap low-fidelity evaluations (e.g., training with a fraction of the available data or using a reduced number of training epochs) and extrapolate this knowledge to recommend high-fidelity configurations. This allows for reducing the cost of testing HP configurations, while still providing useful information to guide the search for the optimal high-fidelity configuration(s) [10,15]. HyperBand [13] is a popular multi-fidelity and model-free approach that promotes good quality configurations to higher budgets and discards the poor quality ones using a simple, yet effective, successive halving approach [11]. Several approaches extended HyperBand using models to identify good configurations [5,2] and/or shortcut the number of configurations to test [16]. While these works adopt a single budget type (e.g., training time or dataset size), other approaches, such as taKG [27], make joint usage of multiple budget/fidelity dimensions during the optimization process to have additional flexibility to reduce the optimization cost. This work selects the next configuration and different budgets via model-based predictive

techniques that estimate the cost incurred and information gained by sampling a given configuration for a given setting of the available fidelity dimensions.

In the area of HPT for robust models, the work that is more closely related to ours is the study by Duesterwald et al. [4]. This work has investigated empirically the relations between the bounds on adversarial perturbations (ϵ) and the model’s accuracy/robustness. Further, it has shown that the ratio of clean/adversarial examples included in a batch (during AT) can have a positive impact on the model’s quality and represents, as such, a key HP. Based on this finding, we incorporate this HP among the ones tested in our study. Differently from this prior work, we focus on i) quantifying the benefits of using different HPs during ST and AT, whereas Duesterwald et al. [4] considered only two HPs of the AT phase, and ii) exploiting the correlation between cheaper AT methods (like FGSM) to enhance the efficiency of multi-fidelity HPT algorithms.

3 HPT for Robust Models: Challenges and Opportunities

As mentioned, this work aims at shedding light on the challenges and opportunities that arise when performing HPT for adversarially robust models. More precisely, we seek to answer the following questions:

- 1) Should the HPs that are common to the AT and ST phases be tuned independently? More in detail, we aim at quantifying to what extent the model’s quality is affected if one uses the same vs different HP settings during the ST and AT phases (see Section 3.2).
- 2) Is it possible to reduce the cost of HPT by testing HP configurations using cheaper (but less robust) AT methods? How correlated are the performance of alternative AT approaches and what factors (e.g., the bound on perturbations or the relative cost of the techniques) impact such correlation? To what extent can this approach enhance the efficiency of the HPT process? (see Section 3.3.)

In order to answer the above questions, we have collected (and made publicly available) a dataset, which we obtained by varying some of the most impactful HPs for three popular neural models/datasets and measured the resulting model quality. We provide a detailed description of the dataset in Section 3.1.

3.1 Experimental Setup

We base our study on 3 widely-used models and datasets, namely ResNet50 ImageNet, ResNet18 SVHN, and CNN Cifar10. All the models were trained using 1 worker, except SVHN which 2 workers were used. We used Nvidia Tesla V100 GPUs to train the ResNet50 model, and Nvidia GeForce RTX 2080 for the remaining models. All models and training procedures were implemented in Python3 via the Pytorch framework.

To evaluate the models, we considered up to 9 different HPs, as summarized in Table 1. The first three HPs in this table apply to both the ST and AT phases. α is an HP that applies exclusively to AT (see Section 2), whereas the last two HPs (%RAT and %AE) regulate the balance between ST and AT (see

Hyper-parameter	Values
Learning Rate (ST and AT)	{0.1, 0.01}
Batch Momentum (ST and AT)	{0.9, 0.99} for ResNet50 {0, 0.9} otherwise
Batch Size (ST and AT)	{256, 512} for ResNet50 {128, 256} otherwise
α (PGD learning rate)	{ 10^{-2} , 10^{-3} }
% resources (time or epochs) for AT (%RAT)	{0, 30, 50, 70, 100}
% adversarial examples in each batch (%AE)	{30, 50, 70, 100}

Table 1: Hyper-parameters considered

Model & Benchmark	Bound ϵ
ResNet50 ImageNet	{2, 4}
ResNet18 SVHN	{4, 8}
CNN Cifar10	{8, 12}

Table 2: Bounds ϵ per benchmarks

Fidelities	Values
PGD iterations	{1 (FGSM), 5, 10, 20}
Epochs	{1,2,4,8,16}

Table 3: Fidelities considered

Section 2). Specifically, %RAT defines the number of computational resources allocated to the AT phase, and %AE indicates the ratio of adversarial inputs contained in the batches during the AT phase (as suggested by Duesterwald et al. [4]). We further consider several settings of the bound ϵ on the attacker power (Table 2). Note that the reported values of ϵ are normalized by 255. Finally, we also consider two fidelity dimensions, namely the number of training epochs and the number of PGD iterations (see Section 3.3). The model’s quality is evaluated using standard error (i.e., error using clean inputs) and adversarial error (i.e., error using adversarially perturbed inputs).

For each model, we exhaustively explored the (discretized) space defined by the HPs, bound ϵ , and fidelities, which yields a search space encompassing a total of 19208 configurations. Building this dataset required around 50 thousand GPU hours and we have made it publicly accessible in the hope that it will aid the design of future HPT methods specialized for AT. Additional information to ensure the reproducibility of results is provided in the public repository¹.

3.2 Should the HPs of ST and AT be tuned independently?

This section aims at answering the following question: given that the ST and AT phases share several HPs (e.g., batch size, learning rate, and momentum in the models considered in this study), how relevant is it to use different settings for these HPs in the two training phases? Note that, if we assume the existence of C HPs in common between ST and AT, then enabling the use of different values for these HPs in each training stage causes a growth of the dimensionality of the HP space from C to $2C$ (not accounting for any HP not in common) and, ultimately, to a significant increase in the cost/complexity of the HPT problem. Specifically, for the scenarios considered in this study, the cardinality of the HP space grows from 320 to 2560 distinct configurations. Hence, we argue that such a cost is practically justified only if it is counterbalanced by relevant gains in terms of

¹ https://github.com/pedrogbmendes/HPT_advTrain

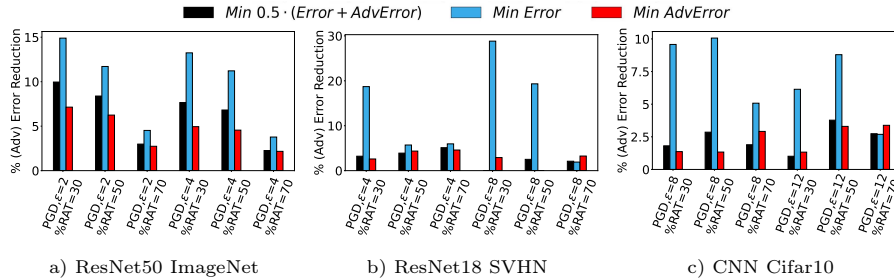


Fig. 1: Standard, adversarial, and error reduction of the optimal configuration if the same or different hyper-parameters are used for the 2 phases of training using different scenarios and benchmarks

error reduction. To answer this question, we trained the models during 16 epochs and used different settings for the common HPs for ST and AT (see Table 1). We consider three different settings (30%, 50%, and 70%)² for what concerns the relative amount of resources (training epochs) available for AT (%RAT), as well as different settings of the bound ϵ on the adversarial perturbations.

We consider that the model’s HPs can be optimized according to 3 criteria: i) clean data error (Error), ii) adversarial error (AdvError), and iii) the average of clean and adversarial error (MeanError). For each of these 3 optimization criteria, %RAT and bound ϵ , we report in Figure 1 the percentage of reduction of the target optimization metric for the optimal HP configuration obtained by allowing for (but not imposing) different settings of the HPs in common to the ST and AT phases, with respect to the optimal HP configuration if one opts for using the same settings for the common HPs in both training phases, namely:

$$\% \text{ Error Reduction} = \frac{\text{Error}_{\text{same HPs}} - \text{Error}_{\text{diff HPs}}}{\text{Error}_{\text{same HPs}}} \times 100. \quad (1)$$

The results show that adopting different HP settings in the 2 phases can lead to significant error reductions for all the 3 optimization criteria. The peak gains extend up to approx. 30% and are achieved for the case of ResNet18 with (relatively) large values of ϵ and when allocating a low percentage of epochs to AT (%RAT=30%). Overall, the geometric means of the % error reduction (across all models and settings of ϵ and %RAT) is 9%, 5%, and 6% for the Error, AdvError, and MeanError criterion, respectively.

Next, Figure 2 considers a different perspective, which aims to quantify the benefits achieved by separately optimizing the HP of the AT phase (vs. using for the AT phase the same HPs settings in common with the ST phase), assuming to have executed an initial ST phase using any of the possible HPs settings. Specifically, we report the Cumulative Distribution Function (CDF) of the percentage of error reduction (for each of the 3 target optimization metrics), when allowing the use of the same or different common HPs settings for the 2 phases

² We exclude the cases %RAT={0,100} for this study to focus on scenarios that contain both the ST and AT phases.

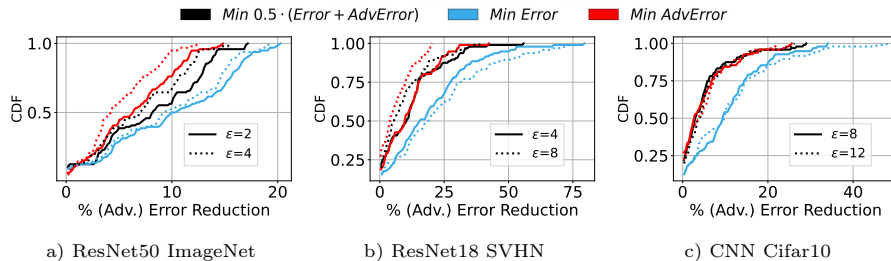


Fig. 2: Cumulative distribution functions (CDFs) of the mean (in black), standard (in blue), and adversarial (in red) error reduction when using different HP settings for ST and AT w.r.t. the case in which common HPs are used in both phases. We use dashed and continuous lines to refer to different values of ϵ .

and while varying the remaining (non-common) HPs, namely %RAT, %AE, and α . These results allow us to highlight that by independently tuning the HPs of the 2 training stages, the model’s quality can be enhanced by up to approx. 80%, 43%, and 56%, when minimizing the standard, adversarial, or mean error, resp.

Overall, these results may be justified by considering that the optimization objectives and constraints of the ST and AT phases are different, hence benefiting from using different HP settings. During ST, the training procedure is focused on maximizing standard accuracy, and the model’s goal is to learn representations that generalize well to new data. In contrast, AT seeks to increase robustness against adversarial attacks, and the model needs to learn to differentiate between clean and perturbed examples correctly. Further, the AT phase evolves an already pre-trained model (using clean data), and, as such, this model is expected to require relatively small weight adjustments to defend against adversarial inputs. Thus, this phase is likely to benefit from more conservative settings of HPs such as learning rate and momentum than the initial ST, whose convergence could be accelerated via the use of more aggressive settings for the same HPs. In fact, we confirmed this fact by analyzing the configurations that yield the 10 largest error reductions in Figure 2 (better quality models used lower learning rates and batch sizes in the second training phase).

Another factor that can justify the need for using different HP settings during ST and AT is related to the observation that the bound on the admissible perturbation (ϵ) can have a deep impact on the model’s performance, by exposing an inherent (and well-known [25]) trade-off: as the bound increases, the model may become more robust to adversarial inputs but at the cost of an increase in the misclassification rate of clean inputs. To achieve an optimal trade-off between robustness and accuracy, it may be necessary to adjust the tuning of the HPs used during AT as ϵ varies, which in turn implies that the optimal HPs settings used during ST and AT can be different. In fact, by analyzing the results obtained on ResNet18 SVHN, for example, we see that the amplitude of the bound has an impact on the (adversarial) error reduction achievable by tuning independently the HPs of two phases of training: the 90th percentile of the percentage of clean error reduction is 50% and 65% using $\epsilon=4$ and $\epsilon=8$, respectively (see Fig. 2b).

3.3 Can cheap AT methods be leveraged to accelerate HPT?

So far, we have shown that in adversarial settings the complexity of the HPT problem is exacerbated due to the need for optimizing a larger HP space. In this section, we show that, fortunately, AT provides also new opportunities to reduce the cost of HPT. Specifically, we propose and evaluate a novel idea: leveraging alternative AT methods, which impose lower computational costs but provide weaker robustness guarantees to sample HP configurations in a cheap, yet informative, way. As discussed in Section 2, PGD is an iterative method, where each iteration further refines the adversarial perturbation with the objective of maximizing loss. Hence, a straightforward way to reduce the cost of PGD (at the expense of robustness) is to reduce the number of iterations that it performs. We also note that the computational cost of FGSM is equivalent to that of a single iteration of PGD.

We build on these observations to propose incorporating the number of PGD iterations as an additional fidelity dimension in multi-fidelity HPT optimizers, such as taKG [27] (see Section 2). We choose to test the proposed idea with taKG since this technique supports the use of an arbitrary number of fidelity dimensions (e.g., dataset size and number epochs) and determines how to explore the multi-dimensional fidelity via black-box modeling techniques (see Section 2.2).

In order to assess the soundness and limitations of the proposed approach, we first analyze the correlation of the standard and adversarial error between HP configurations that use PGD with 20 iterations (which we consider as the maximum-fidelity/full budget) vs. PGD with 10 and 5 iterations and FGSM (which, as already mentioned, is computationally equivalent to 1 iteration of PGD). In Figure 3, we observe that the correlation varies for different bounds (ϵ) on adversarial perturbations across the considered models/datasets. We omit the correlation for ResNet50 ImageNet using $\epsilon=4$ since the results are very similar to $\epsilon=2$. The scatter plots clearly show the existence of a very strong correlation (above 95%) for all the considered methods for ResNet50 ImageNet and for all the considered bounds. For ResNet18 SVHN and CNN Cifar10, the correlation of PGD 5 and 10 iterations remains quite strong (always above 80% and typically above 90%), whereas lower correlations (as low as 53%) can be observed for FGSM, especially when considering adversarial error and larger ϵ values. This is expected, as previous works [1,20] had indeed observed that FGSM tends to be less robust than PGD when larger ϵ values are used (being subject to issues such as catastrophic-overfitting that lead to a sudden drop of adversarial accuracy). Still, even for FGSM, the correlation is always above 90% with CNN Cifar10 and is relatively high (around 70%) also with ResNet18 SVHN for the smaller considered bound ($\epsilon = 4$).

Figure 3c reports the CDF of the training time reduction using FGSM, PGD with 5 and 10 iterations, and ST w.r.t. PGD20 for ResNet50 ImageNet. The CDFs show that the training time reductions for a given AT method vary since the ratio of computed adversarial examples depends on the %RAT and %AE parameters. Overall, the maximum (median) training time reduction is approx. 83% (54%), 66% (42%), 47% (28%), and 86% (53%) for FGSM, PGD5, PGD10,

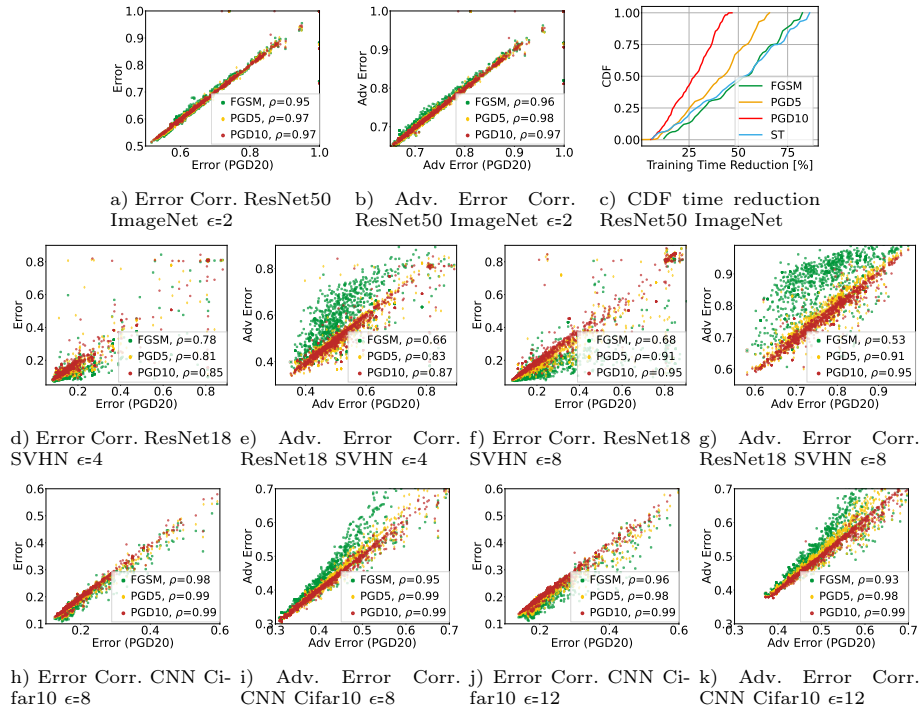


Fig. 3: Standard and adversarial error correlation between PGD20 and FGSM, PGD5, and PGD10 varying the bound ϵ and CDF of the training time reduction obtained using cheaper AT algorithms w.r.t PGD20 (Figure 3c).

and STD, compared to PGD20, which confirms that leveraging these “cheap” surrogate methods can significantly reduce the cost of testing HP configurations.

Supported by these findings, we evaluate our proposal by integrating the number of PGD iterations as an additional fidelity dimension in taKG [27]. As discussed in Section 2, taKG is a recent HPT method that natively supports the use of multiple fidelity types, which we refer to as fidelity dimensions, e.g., number of epochs, input size, and dataset size. In light of the results of the previous section, we independently optimize the HPs of the ST and AT phases, which yields a search space composed of a total of 9 HPs (see Table 1). The following multi-fidelity solutions are compared:

- *taKG (epochs, PGD iter)*: the proposed solution, which uses taKG as the underlying HPT method and employs as fidelity the number of epochs and the number of PGD iterations. We discretize these two dimensions (see Table 3).
- *taKG (epochs)*: taKG using as fidelity only the number of epochs.
- *taKG (PGD iter)*: taKG using as fidelity only the number of PGD iterations.
- *HB (epochs)*: HyperBand [13], a popular (single-dimensional) multi-fidelity optimizer, which uses the number of epochs as fidelity.

We further evaluate BO using EI as acquisition function and Random Search (RS). These optimizers only perform high-fidelity evaluations. The evaluation

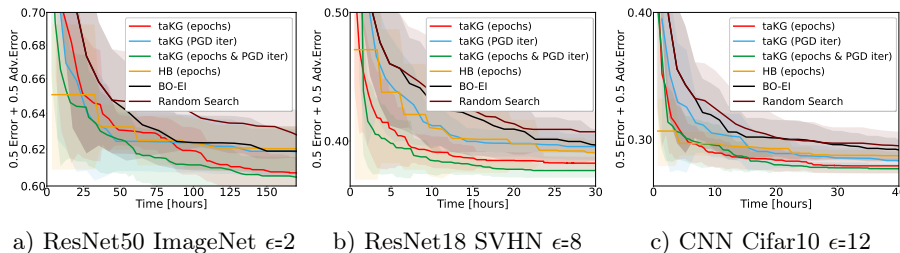


Fig. 4: Average standard and adversarial error using different optimizers.

of these alternative solutions is performed by exploiting the dataset already described in Section 3.1, which specifies the model quality (error and adversarial error) for all possible HPs, ϵ and fidelity settings reported in Tables 1, 2 and 3.

We define the optimization problem as follows:

$$\min_x \alpha \cdot \text{Error}(x, s = 1) + (1 - \alpha) \cdot \text{Adv. Error}(x, s = 1) \quad (2)$$

where x is a vector defining the HPs, s is a vector that encodes the percentage of budget allocated for each fidelity dimension, and α is a weight factor that we set to 0.5 to equally balance the standard and adversarial errors. For a fair comparison, when a single fidelity dimension (e.g., epochs) is used, we set the other fidelity dimension (e.g., PGD iterations) to its maximum value. We run each optimizer using 20 independent seeds. We set the bound ϵ to 2, 8, and 12 to optimize ResNet50 ImageNet, ResNet18 SVHN, and CNN Cifar10, resp. Based on Figure 3, the 3 settings correspond to scenarios with relatively high, low, and medium correlation for the budget dimension defined by PGD iterations, resp.

Figure 4 reports the average and standard deviation of the optimization goal (i.e., $0.5 \cdot \text{Error} + 0.5 \cdot \text{Adv. Error}$) as a function of the optimization time for the different HPT optimizers and different models/datasets. The results show that the proposed solution, which adopts PGD iterations as extra fidelity along with the number of epochs (taKG - epochs & PGD iter), clearly outperforms all the alternative solutions in ResNet50 ImageNet and ResNet18 SVHN. The largest gains can be observed with ResNet18 SVHN (Fig. 4b). Here, at the end of the optimization process, the proposed solution identifies a configuration of the same quality as the ones suggested by the other baselines, namely taKG - epochs, HB, BO-EI, by achieving speed-ups of $2.1\times$, $3.7\times$, and $5.4\times$, respectively. Using the same metric (time spent to recommend a configuration of the same quality as the ones suggested by the other optimizers at the end of the optimization process) with ResNet50 ImageNet, the proposed solutions achieve slightly smaller, but still significant speed-ups, namely $1.28\times$, $1.97\times$ and $2.45\times$ w.r.t. taKG - epochs, HB, BO-EI. Interestingly, with ResNet50 ImageNet the proposed solution provides solid speed-ups also during the first phase of the optimization. Specifically, if we analyze the first half of the optimization process (corresponding to approx. 83 hours (see Figure 4a)) the proposed solution identifies configurations of the same quality as taKG - epochs, HB, BO-EI, with speed-ups of $1.7\times$, $2\times$ and $2.6\times$, respectively.

With CNN Cifar10 (Figure 4c), the proposed approach remains the best-performing solution, although with smaller gains when compared to taKG with epochs. Still, the proposed solution can identify configurations with the same quality as the best alternative (taKG epochs) by saving approx. 40% of the time (i.e., in 22 hours vs. 32 hours). We argue that the gains with CNN Cifar10 are relatively lower than in the other scenarios considered in Figure 4 since those models are larger and more complex. As such, they benefit more from the cost reduction opportunities provided by using a reduced number of PGD iterations.

We also observe that the exclusive use of PGD iterations with taKG yields worse performance than using solely number of epochs. This is not surprising, given that number of epochs is arguably one of the most natural/direct ways of controlling the cost of configuration sampling and is, indeed, among the most commonly adopted budget dimensions in multi-fidelity optimizers [12,13,27,16,15]. Overall, this result confirms that PGD iterations represent a valuable mean to accelerate multi-fidelity HPT optimizers to train adversarially robust models and that it complements, but does not replace, "conventional" budget types like number of epochs or dataset size.

4 Conclusions and Future work

This paper focused on the problem of HPT for robust models. By means of an extensive experimental study, we first quantified the relevance of independently tuning the HPs used during standard and adversarial training. We then proposed and evaluated a novel fidelity dimension that becomes available in the context of AT. Specifically, we have shown that cheaper AT methods can be used to obtain inexpensive estimations of the quality achievable via expensive state-of-the-art AT methods and that this information can be effectively exploited to accelerate HPT. We extended taKG, a state-of-the-art HPT method, by incorporating the PGD iterations as an additional fidelity dimension (along with the number of epochs) and achieved cost reductions by up to $2.1\times$.

It is worth noting that the idea of employing "cheap" AT methods as proxies to estimate the quality of HP configurations with more robust/expensive methods is generic, in the sense that it can be applied, at least theoretically, to any multi-fidelity optimizer. As part of our future work, we plan to integrate this novel approach in a new HPT framework, specifically designed to cope with adversarially robust models.

References

1. Andriushchenko, M., Flammarion, N.: Understanding and improving fast adversarial training. In: NeurIPS (2020)
2. Awad, N.H., Mallik, N., Hutter, F.: DEHB: evolutionary hyperband for scalable, robust and efficient hyperparameter optimization. In: IJCAI (2021)
3. Casimiro, M., Didona, D., Romano, P., et al.: Lynceus: Cost-efficient tuning and provisioning of data analytic jobs. In: ICDCS (2020)

4. Duesterwald, E., Murthi, A., Venkataraman, G., et al.: Exploring the hyperparameter landscape of adversarial robustness. ArXiv [abs/1905.03837](#) (2019)
5. Falkner, S., Klein, A., Hutter, F.: BOHB: Robust and efficient hyperparameter optimization at scale. In: ICML. vol. 80 (2018)
6. Goodfellow, I., Shlens, J., Szegedy, C.: Explaining and harnessing adversarial examples. In: ICLR (2015)
7. Guo, C., Rana, M., Cisse, M., van der Maaten, L.: Countering adversarial images using input transformations. ArXiv [abs/1711.00117](#) (2017)
8. Gupta, S., Dube, P., Verma, A.: Improving the affordability of robustness training for dnns. In: CVPR (2020)
9. Hendrik Metzen, J., Genewein, T., Fischer, V., Bischoff, B.: On Detecting Adversarial Perturbations. ArXiv [abs/1702.04267](#) (2017)
10. Hutter, F., Hoos, H.H., Leyton-Brown, K.: Sequential model-based optimization for general algorithm configuration. In: LION (2011)
11. Jamieson, K., Talwalkar, A.: Non-stochastic best arm identification and hyperparameter optimization. In: AISTATS (2016)
12. Klein, A., Falkner, S., Bartels, S., et al.: Fast bayesian optimization of machine learning hyperparameters on large datasets. In: AISTATS (2017)
13. Li, L., Jamieson, K., DeSalvo, G., Rostamizadeh, A., Talwalkar, A.: Hyperband: A novel bandit-based approach to hyperparameter optimization. *Journal of Machine Learning Research* (2018)
14. Madry, A., Makelov, A., Schmidt, L., Tsipras, D., Vladu, A.: Towards deep learning models resistant to adversarial attacks. In: ICLR (2018)
15. Mendes, P., Casimiro, M., Romano, P., Garlan, D.: Trimtuner: Efficient optimization of machine learning jobs in the cloud via sub-sampling. In: MASCOTS (2020)
16. Mendes, P., Casimiro, M., Romano, P., Garlan, D.: Hyperjump: Accelerating hyperband via risk modelling. In: AAAI (2023)
17. Mockus, J., Tiesis, V., Zilinskas, A.: The application of bayesian methods for seeking the extremum. In: *Toward Global Optimization* (1978)
18. Moosavi-Dezfooli, S.M., Fawzi, A., Frossard, P.: Deepfool: A simple and accurate method to fool deep neural networks. In: CVPR (2016)
19. Papernot, N., McDaniel, P., Goodfellow, I., Jha, S., Celik, Z.B., Swami, A.: Practical black-box attacks against machine learning. In: ASIA CCS (2017)
20. Rice, L., Wong, E., Kolter, J.Z.: Overfitting in adversarially robust deep learning. In: ICML (2020)
21. Shafahi, A., Najibi, M., Ghiasi, A., Xu, Z., Dickerson, J.P., Studer, C., Davis, L.S., Taylor, G., Goldstein, T.: Adversarial training for free! In: NeurIPS (2019)
22. Strubell, E., Ganesh, A., McCallum, A.: Energy and policy considerations for deep learning in NLP. In: ACL (2019)
23. Swersky, K., Snoek, J., Adams, R.: Multi-task bayesian optimization. In: NeurIPS (2013)
24. Swersky, K., Snoek, J., Adams, R.: Freeze-thaw bayesian optimization. ArXiv:1406.3896 (2014)
25. Tsipras, D., Santurkar, S., Engstrom, L., Turner, A., Madry, A.: Robustness may be at odds with accuracy. In: ICLR (2019)
26. Wong, E., Rice, L., Kolter, Z.: Fast is better than free: Revisiting adversarial training. In: ICLR (2020)
27. Wu, J., Toscano-Palmerin, S., Frazier, P.I., Wilson, A.G.: Practical multi-fidelity bayesian optimization for hyperparameter tuning. In: UAI (2019)
28. Zhang, H., Yu, Y., Jiao, J., Xing, E., Ghaoui, L.E., Jordan, M.: Theoretically principled trade-off between robustness and accuracy. In: ICML (2019)