

# Multidimensional Perceptron for Efficient and Explainable Long Text Classification

Yexiang Wang, Yating Zhang, Xiaozhong Liu, Changlong Sun

Alibaba Group

{wangyexiang.wyx, ranran.zyt, xiaozhong.lxz}@alibaba-inc.com,  
changlong.scl@taobao.com

## Abstract

Because of the inevitable cost and complexity of transformer and pre-trained models, efficiency concerns are raised for long text classification. Meanwhile, in the highly sensitive domains, e.g., healthcare and legal long-text mining, potential model distrust, yet under-rated and underexplored, may hatch vital apprehension. Existing methods generally segment the long text, encode each piece with the pre-trained model, and use attention or RNNs to obtain long text representation for classification. In this work, we propose a simple but effective model, Segment-aWare multidimensional PErceptron (SWIPE), to replace attention/RNNs in the above framework. Unlike prior efforts, SWIPE can effectively learn the label of the entire text with supervised training, while perceive the labels of the segments and estimate their contributions to the long-text labeling in an unsupervised manner. As a general classifier, SWIPE can endorse different encoders, and it outperforms SOTA models in terms of classification accuracy and model efficiency. It is noteworthy that SWIPE achieves superior interpretability to transparentize long text classification results.

## 1 Introduction

Text classification is a fundamental task in natural language processing (NLP). The performance of classification methods for short text has improved dramatically thanks to the advent of transformer-based pretrained language models (e.g., BERT). However, due to the shortage of transformer-based models that their self-attention operation scales quadratically with the text length, they are unable to process long sequences over 512 tokens. A simplest approach to solve this problem is to segment the input into smaller chunks and then add attention or RNNs to obtain an embedding for the entire input text for classification (Joshi et al., 2019). In addition, Longformer (Beltagy et al., 2020) was

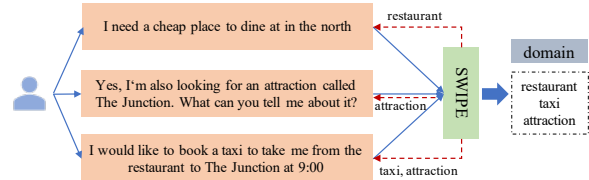


Figure 1: Example of explainable segment mining in multi-label classification task on dataset *Multiwoz 2.2*.

proposed to reduce the time complexity by simplifying the transformers to make the self-attention operation scale linearly with the sequence length.

Another challenge lies in the fact that when the text is long, it may not be able to transparentize/explain the model results well. Because humans can easily determine whether the result is correct for short texts, but difficult for long texts due to bigger noise and the requirement for longer and continuous information. Figure 1 shows an example of discovering and labeling the explainable turns/segments which are predictive to interpret the categorical labels of the entire dialogue, which helps to improve the trust-worthiness of the classification results in relatively noisy dialogue scenario. Meanwhile, in safety-critical applications, such as health diagnosis or criminal justice, explanations are useful for the employers of these systems such as doctors and judges, to better understand a system's strengths and limitations and to appropriately trust and employ the system's predictions (Camburu, 2020). Therefore, the interpretability is more important and more difficult for long text classification. In addition, regarding the granularity of interpretable text, high granularity is better than low granularity in long text scenarios. For example, in a long judicial article, a certain paragraph of the criminal process is essential to the judgment result. From the perspective of human cognitive process of decision making, only highlighting individual words/ngrams is difficult for humans to obtain effective information from these scattered words in a short time. Instead, mining interpretable sentences with continuous information can potentially pro-

vide more assistance for downstream tasks, such as passage retrieval task and active learning.

In view of the challenges above, we propose a simple but effective classifier named Segment-aWare multidimensional PErceptron (**SWIPE**) to target both efficiency and explainable issues in long text scenarios. The design of **SWIPE** lies in two hypotheses: (1) *The category of long text can be determined by some key text fragments*. This observation has been found in many research work (Ding et al., 2020; Fiok et al., 2021), but the problem is how to find the key sentences in more effective and efficient way. Existing work utilize supervised way with human annotations resulting in high cost and low generality. In **SWIPE**, a shared perceptron with linear layers is set to make the classifier learn by itself the contribution of each segments during classification. (2) *It is unnecessary to maintain such long-distance attention in classification task*. In QA task, the answers to the question may appear in different positions and are far away from each other, thus the transformer is applied to learn the attention of every word to all the others so as to keep the long-distance dependence. However in classification task, as the first hypothesis suggests, the attention can be conducted only within the segmented text. In this paper, we focus more on the way to effectively fuse the information of each segment for categorizing the entire text.

Intuitively, **SWIPE** takes the segments of the long text as input, and assign each segment with a weight-sharing linear layer (see Figure 2). The output of each linear layer is the label distribution of the corresponding segmented text and the final label of the entire text is determined by the label of its key sentence. The label distribution of the segmented text is then learned unsupervisedly through the training process of the classification of the entire text. Experiments over different type & domain datasets demonstrate the superiority of **SWIPE** in terms of efficiency and explainability while maintaining competitive performance in accuracy, compared to the SOTA methods. Our contributions can be summarized as follows:

- We propose a novel classifier **SWIPE** which enables to categorize the text without length limitation and learn the key sentences by itself with good interpretability.
- Experiments show the generality of **SWIPE** over different type & domain datasets without dis-

crimination to different encoders and meanwhile supporting both multi-class and multi-label classification tasks.

- The unsupervised interpretable process of **SWIPE** brings a major breakthrough in long text classification. To motivate other scholars, we make the code publicly available.

## 2 Preliminaries

### 2.1 Mathematical Foundation of Explainability of SWIPE

Consider a two-class (1, 0) classification problem. Define document  $d_A = \{s_a, s_b, s_c, s_d\} \in l$  and document  $d_B = \{s_a, s_b, s_d, s_f\} \notin l$ , where  $s$  denotes the text segment in the document and document A is belonging to the target class  $l$  and document B is not.

**Hypothesis 1.** *We assume that the label of a document is determined by the label of its most significant segment.*

Based on this hypothesis, if document A belongs to category  $l$  (expressed as  $z(d_A) = wx_A + b > 0$ ), there must be a segment  $s$  in the document A that belongs to category  $l$  (expressed as  $z_s = wx_s + b > 0$ ) where the function  $z$  is the standard perceptron. We can define  $z(d_A) = \max(z_1, \dots, z_n)$  to locate the position of segment  $s$ . Then document A and B can be expressed as below:

$$z(d_A) = \max(z_a, z_b, z_c, z_d) > 0 \quad (1)$$

$$z(d_B) = \max(z_a, z_b, z_d, z_f) < 0 \quad (2)$$

Therein we can obtain,

$$z_c > 0 \quad (3)$$

namely, segment  $s_c$  is the reason of document A belonging to the target class  $l$ .

Therefore, if we can design a perceptron which satisfies the above deduction, then the explainable segment can be easily obtained.

### 2.2 SWIPE v.s. Perceptron

Based on the hypothesis above, we design a Segment-aWare multidimensional PErceptron (**SWIPE**), with max pooling. We compare the standard perceptron with our proposed **SWIPE**, and also show the generality of **SWIPE**.

Standard Perceptron:

$$P(x) = \begin{cases} 1, & \text{if } wx + b > 0 \\ 0, & \text{else} \end{cases} \quad (4)$$

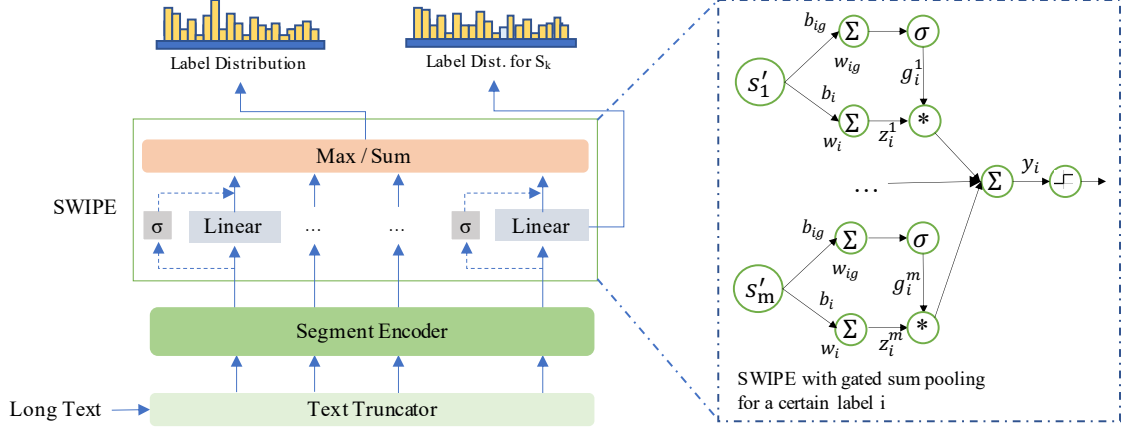


Figure 2: The model infrastructure of SWIPE for long text classification.

SWIPE with max pooling:

$$\text{SWIPE}(X) = \begin{cases} 1, & \text{if } \max(wX + b) > 0 \\ 0, & \text{else} \end{cases} \quad (5)$$

where  $X = \{x_1, x_2, \dots, x_m\}$ .

When  $m = 1$ ,

$$\text{SWIPE}(X) = P(x) \quad (6)$$

### 3 Methodology

The model infrastructure is shown in Figure 2, which consists of a text truncator, a segment encoder and a segment-aware multidimensional perceptron (SWIPE). The text truncator divides the long text into multiple segments. The segment encoder is responsible for encoding the segment and obtaining the pooled vector representation of each segment. Then SWIPE can output labels for the entire text as well as the labels for each segment.

#### 3.1 Text Truncator

Following the similar way of text truncation for long text in the previous work (Ding et al., 2020; Fiok et al., 2021), we first split the long text into multiple segments. Due to the unique expressiveness of SWIPE, the length of truncated segment has impact on the final classification results. We thus analyze the influence of segment length in Sec. 5.5. Generally we adopt the following three truncation methods.

**Automatic truncation** captures fixed-length text with a sliding window which keeps a certain amount of text overlap between two segments. This is a general way utilized by previous work (Wang et al., 2019; Ding et al., 2020) due to its simplicity but such coarse-grained truncation may result in the separation of an entire sentence<sup>1</sup>.

<sup>1</sup>To make fair comparison with the SOTA methods, we apply the automatic truncation to all the tested methods on

**Punctuation-based truncation** is based on the punctuation marks, such as ".", as signs to cut off the sentences. Since the complete sentence information is retained, it can be more accurately observe the identified the explainable segments (namely, important sentences) by SWIPE during the text classification process<sup>2</sup>.

**Structure-based truncation** is performed according to the structural information of the text. For example, the turns in a dialogue can be regarded the segments when coping with conversational data.

Let us define  $r$  as the original long text. After truncation, the segments can be expressed as  $\{s_1, s_2, \dots, s_m\} = \text{truncate}(r)$ .

#### 3.2 Segment Encoder

To encode each segment, we follow the common way to get the pooled vector representations from pretrained models, i.e. the vector representations of [CLS] token by feeding each segment into BERT:

$$s'_1, s'_2, \dots, s'_m = \text{BERT}(s_1, s_2, \dots, s_m), \quad (7)$$

$$r' = [s'_1, s'_2, \dots, s'_m] \in \mathbb{R}^{m \times h}, \quad (8)$$

where  $s'_k \in \mathbb{R}^h$  is the vector representation of the  $k_{th}$  segment,  $r'$  denotes long text, and  $h$  is the dimension of the hidden state of BERT.

Additionally, we can add additional transformer layers to allow segment vectors to interact, which is an optional module mainly used for comparison in our experiments:

$$s''_1, s''_2, \dots, s''_m = T(s'_1, s'_2, \dots, s'_m), \quad (9)$$

the datasets *20 NewsGroups*, *IMDB*, *arXiv*. The details are described in Sec. 4.3.

<sup>2</sup>To help the readers better understand the explainable results, we attached an exemplar file to show the identified explainable sentences of several examples in dataset *IMDB*.

### 3.3 Segment-aware Multidimensional Perceptron (SWIPE)

SWIPE accepts multiple segment vectors and outputs a binary value for a certain label. The details are depicted in Figure 2.

First, SWIPE processes each vector input as a normal perceptron:

$$z_i^k = w_i s'_k + b_i, \quad (10)$$

where  $z_i^k \in R^h$  is the score of segment  $k$  on label  $i$  and  $w_i$  can be a randomly initialized weight in the neural network or a vector representation of the label  $i$ .

At the same time, SWIPE calculates another score  $g_i^k$  for each segment to control the participation of this segment in the subsequent pooling:

$$g_i^k = \sigma(w_i^g s'_k + b_i^g) \subseteq (0, 1), \quad (11)$$

where  $w_i^g$  is a weight from random initialization.

Then, we can obtain the score  $y_i$  of the long text  $r$  on the label  $i$  by one of the following pooling strategies:

*Max Pooling*

$$y_i = \max(z_i^1, z_i^2, \dots, z_i^m), \quad (12)$$

*Gated Max Pooling*

$$y_i = \max(g_i^1 z_i^1, g_i^2 z_i^2, \dots, g_i^m z_i^m), \quad (13)$$

*Sum Pooling*

$$y_i = \sum_{k=1}^m z_i^k, \quad (14)$$

*Gated Sum Pooling*

$$y_i = \sum_{k=1}^m g_i^k z_i^k. \quad (15)$$

Finally, the *step function* can be used to determine whether the text  $r$  belongs to the label  $i$ :

$$b_i = \begin{cases} 1, & \text{if } y_i > 0 \\ 0, & \text{else} \end{cases} \quad (16)$$

where text  $r$  belongs to label  $i$  when  $b_i = 1$ .

We have introduced the mathematical foundation of *Max Pooling* in 2.1. Here we also provide the deduction for *Sum Pooling* to show its consistency with Hypothesis 1.

Define a document A,  $Z_A = [z_a, z_b, z_c, z_d]$ , a document B,  $Z_B = [z_a, z_c, z_d]$ , and a label  $l$ , where  $A \in l$  and  $B \notin l$ . When adopting *Sum Pooling*, it

	# Train	# Dev	# Test	Len <sub>avg</sub>	Len <sub>max</sub>
20 NewsGroups	10,741	573	7,532	258	11,154
IMDB full	22,500	2,500	25,000	231	2,470
IMDB Long	1,815	203	1,885	689	2,470
arXiv	15,988	3,192	12,781	10,032	552,706
MultiWOZ 2.2	8,324	1,000	1,000	80	340

Table 1: Statistics of datasets. Len<sub>avg</sub> denotes the average number of words per document, and Len<sub>max</sub> is the maximum number of words.

can be expressed as:

$$z_a + z_b + z_c + z_d > 0, \quad (17)$$

$$z_a + z_c + z_d < 0, \quad (18)$$

then we can also get:

$$z_b > 0, \quad (19)$$

which means the segment  $b$  is the reason of document A belonging to the target class  $l$ .

Therefore, no matter which pooling method is used, we can use  $z_i^k$  to determine whether segment  $k$  belongs to label  $i$ ,

$$b_i^k = \begin{cases} 1, & \text{if } z_i^k > 0 \\ 0, & \text{else} \end{cases} \quad (20)$$

where  $b_i^k = 1$  means segment  $k$  belongs to label  $i$ . In addition,  $z_i^k$  or  $g_i^k z_i^k$  can also be used to rank segments for label-related relevance.

Note that although *Max* and *Sum* poolings are supported by the same hypothesis, but for *Sum Pooling*, the key segment only influences the final result rather than determining the final result as *Max Pooling* does, due to the difference between the two operations. Details of their difference are described in Sec. 5.4.

## 4 Experimental Settings

### 4.1 Dataset

To validate the performance of **SWIPE** on long text classification in terms of accuracy, efficiency and explainability, we adopt several public datasets from various domains as benchmark.

*20 NewsGroups* (Lang, 1995) is a multi-class text classification dataset. We clean the data by removing formatting characters to preserve only text messages, which is consistent with the setting in previous work (Ding et al., 2020). *ArXiv Data Set* (He et al., 2019) is a multi-label classification dataset collected from arXiv web site. *IMDB* (Maas et al., 2011) is a binary sentiment classification review dataset collected from IMDB. Due to the varying length of different reviews, we further prepare an addition dataset (denoted as *IMDB Long*) by selecting the reviews over 500 words. *MultiWOZ 2.2* (Zang et al., 2020) is a multi-label classification

dialogue dataset, where the labels of the dialogue is the set of labels assigned to its key utterances. In the experiment, we regard the dialogue as document and the turn as segment.

## 4.2 Evaluation Metrics

We utilize accuracy as the evaluation metric for binary and multi-class classification tasks (datasets *IMDB* and *20 NewsGroups*). As for multi-label classification (*arXiv* and *MultiWOZ 2.2*), Micro  $F_1$  and Macro  $F_1$  scores are employed to evaluate the classification performance.

To quantitatively justify the explainability of the classification model, we follow the setting in (Rajagopal et al., 2021) by adopting the criterion **Sufficiency** which aims to evaluate whether model explanations (namely the extracted explainable text segments) alone are highly indicative of the predicted label (Jacovi et al., 2018; Yu et al., 2019). To evaluate sufficiency of explanations, we employ *fasttext* (Joulin et al., 2017) as classifier trained to perform a task using only the extracted explanations without the rest of the input. The explanation that achieves high accuracy using this classifier is indicative of its ability to recover the original model prediction.

In addition, in dataset *MultiWOZ 2.2*, there exists annotated key/explainable segment for each dialogue, thus the result (Micro  $F_1$  and Macro  $F_1$ ) achieved by supervised method of explainable segment labeling can be regarded as an upper bound of **SWIPE** thanks to its unsupervised manner in locating key sentences.

## 4.3 Training Details

In the experiments, the pretrained language models are running on their base version. All the models are trained in 10 epochs to minimize cross-entropy loss with the Adam optimizer (Kingma and Ba, 2014) in which the learning rate linearly decreases from  $5e^{-5}$ . Under this setting, for each task, we report the average result on test set over five random initializations without model ensemble.

## 4.4 Tested Methods

To extensively validate the effectiveness of **SWIPE** in classification performance, the following four groups of baselines that address the problem of long text classification from different perspectives are employed for comparison.

### (1) Classic text classification models

**fastText** (Joulin et al., 2017), **MS-CNN** (Pappagari et al., 2018) and **TextGCN** (Yao et al., 2019)

	Model	Accuracy
	fastText	79.4
(1)	MS-CNN	86.1
	TextGCN	86.3
(2)	BERT	87.2
	RoBERTa	86.5
	Albert	84.6
(3)	BERT + attention	87.0
	BERT + LSTM	84.7
(4)	Longformer	86.6
	CogLTX	87.0
	BERT + SWIPE <sub>sum</sub> + gate	87.3
	BERT + SWIPE <sub>sum</sub> + gate + 2t	<b>87.4</b>

Table 2: Classification results on *20 NewsGroups* over all the baselines and the best performing **SWIPE** variants.

Segment Len.	Model	Accuracy
-	fasttext	82.44
64	random	64.35
	LIME	64.88
	attention	77.24
	SWIPE	<b>81.75</b>
128	random	68.91
	LIME	68.97
	attention	77.19
	SWIPE	<b>81.06</b>
256	random	72.31
	LIME	73.21
	attention	77.93
	SWIPE	<b>82.02</b>
512	random	76.39
	LIME	78.09
	attention	79.42
	SWIPE	<b>81.01</b>

Table 3: Sufficiency Test: Model predictive performances (prediction accuracy) on *IMDB Long* test set. The model **Random**, **LIME**, **attention** and **SWIPE** refer to the models trained only with the selected segments by employing different ways of explanation technique.

are the three classic text classification models to be compared in the experiments.

### (2) Standard pretrained language models

**BERT** (Devlin et al., 2019), **RoBERTa** (Liu et al., 2019b) and **Albert** (Lan et al., 2019) are the widely adopted pretrained language models (PLM).

### (3) Truncated pretrained language models

**BERT+attention** (Sun and Lu, 2020) and **BERT+LSTM** (Pappagari et al., 2019) segment the input text into pieces, encode each piece of text with the pretrained model, and then use attention or LSTM to obtain an embedding for the entire input text for classification.

### (4) SOTA models for long text classification

**Longformer** (Beltagy et al., 2020) simplifies the self-attention with an attention mechanism that scales linearly with sequence length. **CogLTX** (Ding et al., 2020) optimizes the way of sentence selection by training a judge model and concatenate

them for reasoning.

To further justify the explainability of **SWIPE**, the classical explanation technique **LIME** (Ribeiro et al., 2016) with random forest (Breiman, 2001) is employed for comparison.

In this work, we mainly test the variants of **SWIPE** with the settings of max pooling (see Eq.12) and sum pooling (see Eq.14) together with different PLM based encoders. In addition, the components - the gate function (see Eq.11) and additional transformer layers (see Eq.9) are added to different pooling strategy for testing. The notation of the variant is further expressed as “PLM + **SWIPE** pooling strategy + component”, for instance **BERT+SWIPE<sub>max</sub>+gate** denotes **SWIPE** with gated max pooling conducted on Bert based encoder.

## 5 Result Analysis

### 5.1 Overall Performance

• **Comparison with baselines.** Table 2 shows the performance of all the tested methods including the best variants of our proposed method<sup>3</sup> on the dataset *20 NewsGroups*. It is not surprising to observe the limited performance of the three classic text classification models compared with the other PLM based methods. Since the average length of the documents in *20 NewsGroups* dataset is only 258, therefore, the results do not differ much among various PLM based models. Under this circumstance, the variants of **SWIPE**<sup>4</sup> are still able to surpass all the baselines. In addition, in terms of the complexity of model implementation, for instance compared with the method **CogLTX**, **SWIPE** is also advantageous due to its simplicity and efficiency. Due to the length limit, we only show the performance of all the baselines on the classic *20 NewsGroups* dataset and the best baselines are further to be compared on the other datasets.

• **Performance over extreme long text.** When it comes to the scenario of extreme long text (the length of the document is over 500 words) (see the results shown in Table 4), standard PLMs (**BERT**, **RoBERTa**, **Albert**) and **Longformer** start to show limited performance and the proposed **SWIPE** outperforms the selected baselines at a bigger margin. Especially in the case of *arXiv* dataset

<sup>3</sup>All the combinations of the proposed components have been tested and only the ones with best results are shown in Table 2.

<sup>4</sup>Here  $2t$  in **BERT+SWIPE<sub>sum</sub> + 2t** denotes the variant by adding two transformation layers.

with the average length over 10,000 words, there exists significant superiority of the best variant **BERT+SWIPE<sub>max</sub>** compared to the best baseline **Longformer**.

### 5.2 Explainability of SWIPE

We evaluate the explanations on *IMDB Long* dataset by adopting Sufficiency criterion as illustrated in Sec. 4.2. We compare the predictive accuracy of the explanations from **SWIPE** in comparison to three baseline explanation methods. From Table 3, we observe that explanations from **SWIPE** show higher predictive performance compared to all the baseline methods over different settings of segment length. We also notice the better performance of **Attention** (self-explanatory model) compared to **LIME**<sup>5</sup> which belongs to post-hoc explanations. Meanwhile, **SWIPE** explanations achieves competitive performance with full-text setting (an explanation that uses all of the input sample) performance, indicating higher sufficiency of explanations.

Moreover, the explainability of **SWIPE** can be quantitatively evaluated by the task of segment labeling using the dataset *MultiWOZ 2.2*. Table 5 shows the results of the supervised training using **BERT** which is regarded as the upper bound and the ones trained unsupervisedly by the variants of **SWIPE**. The best performing variant **BERT+SWIPE<sub>sum</sub>+gate+2t** can be comparable to the supervised upper bound. In addition, we can observe the poor performance of the baseline method **BERT+attention**<sup>6</sup> demonstrates the claim of “*Attention cannot be an Explanation*” (Akula and Zhu, 2022).

### 5.3 Pluggability of SWIPE

To validate the pluggability of **SWIPE**, we conduct experiments by plugging the component of **SWIPE** with max pooling (**SWIPE<sub>max</sub>**) on the three standard PLMs (**BERT**, **RoBERTa** and **Albert**). According to the results shown in Table 4 (comparing the results at rows 3, 5, and 7 with the ones at rows 2, 4, and 6), the addition of **SWIPE<sub>max</sub>** enables to enhance the performance of the vanilla PLMs to different extent. Specifically

<sup>5</sup>We use **random forest+LIME** to select 6 keywords (from 1 to 10, 6 performed best) for each sample, then segment the original text in the same way as **SWIPE**, and select the segment containing the most keywords as the interpretable segment.

<sup>6</sup>The results of the experiment are obtained after we set 1 as the best threshold. Usually the attention score varies from  $-10$  to  $10$ .

Model	<i>IMDB Full</i>	<i>IMDB Long</i>	<i>arXiv</i>	
	Accuracy	Accuracy	Micro F1	Macro F1
Longformer <sub>4096</sub>	95.04	92.10	81.33	80.75
BERT <sub>512</sub>	93.91	88.12	79.94	79.37
BERT + SWIPE <sub>max</sub>	94.12	90.19	<b>82.76</b>	<b>82.18</b>
RoBERTa <sub>512</sub>	94.94	91.14	79.86	79.28
RoBERTa + SWIPE <sub>max</sub>	<b>95.16</b>	<b>92.52</b>	82.47	81.95
Albert <sub>512</sub>	93.02	88.12	79.33	78.83
Albert + SWIPE <sub>max</sub>	93.68	89.92	81.76	81.76

Table 4: Classification results on extreme long text datasets.

Model	Micro F1	Macro F1
BERT (supervised)	85.55	85.32
BERT + attention	62.38	62.97
BERT + SWIPE <sub>max</sub>	73.99	74.75
+ gate	73.50	74.34
+ 2t	77.41	77.53
+ gate + 2t	77.59	77.72
BERT + SWIPE <sub>sum</sub>	80.01	79.21
+ gate	81.13	81.00
+ 2t	67.89	66.56
+ gate + 2t	<b>81.33</b>	<b>82.16</b>

Table 5: Results of explainable segment labeling on the dataset *MultiWOZ 2.2*.

Model	Accuracy
BERT + SWIPE <sub>max</sub>	86.51
+ gate	86.30
+ 2t	86.76
+ gate + 2t	87.04
BERT + SWIPE <sub>sum</sub>	86.68
+ gate	87.27
+ 2t	86.96
+ gate + 2t	<b>87.41</b>

Table 6: Ablation Study

it brings about an average of 0.4% improvement on regular length dataset (*IMDB Full*), and an average growth of 2% and 3.5% on the extreme long text datasets *IMDB Long* and *arXiv* respectively. On *IMDB*, **RoBERTa+SWIPE<sub>max</sub>** performs best while **BERT+SWIPE<sub>max</sub>** outperforms the other variants on *arXiv*. Therefore, we can generalize the effectiveness of **SWIPE** without discrimination to different encoders. Moreover, it can be seen that the longer the text, the more improvement the **SWIPE** can bring about.

#### 5.4 Ablation Study

In this section, we discuss the effect of different combinations of the proposed components in **SWIPE**. Table 6 shows the results of **SWIPE** variants conducted on the dataset *20 NewsGroups*. In general, we can see the increase in the performance by adding the two components - gate and transformation layers to the basic **SWIPE<sub>max</sub>** and **SWIPE<sub>sum</sub>**. To be specific, the gate function is

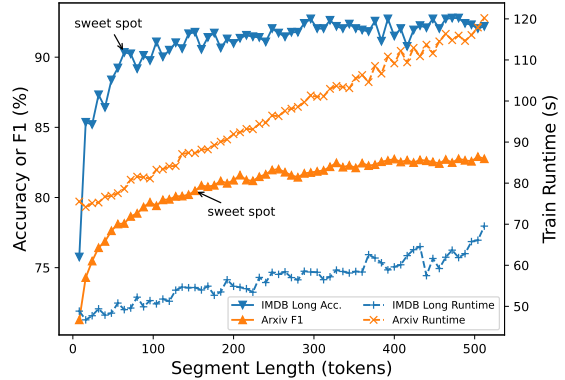


Figure 3: Effectiveness and efficiency analysis of **SWIPE**. Since the scale of *arXiv* is much larger than *IMDB Long*, we reduce the train runtime of *arXiv* by a factor of 1000 in the figure.

more suitable for sum pooling since the weighted summation enables to learn which segment is more important. In addition, since the truncation of text have lost the interactions between the segments, the transformation layers thus make up for this loss. We have conducted experiments with different number of transformation layers and it appears that two layers achieve the best results. However adding transformation layers will result in the increase of memory and time complexity, therefore whether it should be added to the model should be determined for practical use.

Moreover, to compare the results of the variants based on **SWIPE<sub>max</sub>** and the ones based on **SWIPE<sub>sum</sub>**, the latter ones perform slightly better than the former ones. Note that Hypothesis 1 works for both of the two pooling strategies which can be supported by Eq. 3 and Eq. 19. But for **SWIPE<sub>sum</sub>**, the key segment only influences the final result rather than determining the final result as **SWIPE<sub>max</sub>** does, due to the difference between the two operations, summation and taking the maximum.

#### 5.5 Efficiency of **SWIPE**

The time complexity of basic **SWIPE** is  $O(dnm)$  where  $d$  represents the dimension of embedding,  $n$  denotes the length of the document and  $m$  is the

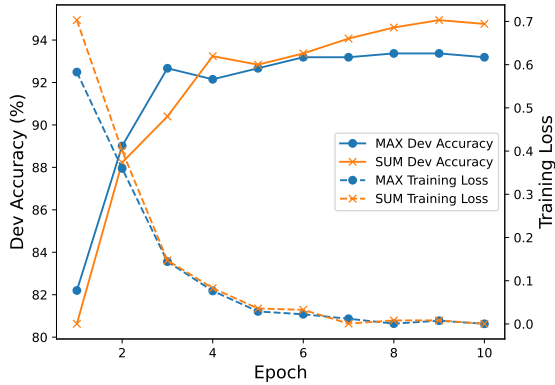


Figure 4: Convergence analysis of SWIPE on *20 News-Groups* dataset.

length of each segment. When  $m$  is fixed, the time complexity of **SWIPE** is linearly increasing with the length of document. In this section, we also investigate the impact of the segment length ( $m$ ) on the corpus with different length in terms of the accuracy and training time. Figure 3 shows the performance and efficiency of model **SWIPE**<sub>max</sub> on the datasets *IMDB full* and *arXiv*.

As for the training time, it presents a linear relationship with the increase of segment length when the length of document  $n$  is fixed. On the other hand, the accuracy increases with the growth of the segment length. However, we can observe a “sweet spot” where the accuracy rises slowly after reaching this spot. Experimentally, we select this spot by taking the 97% of the best accuracy. Compared with the two datasets, the “sweet spot” for *arXiv* (152 tokens) is larger than that for *IMDB* (64 tokens) due to the longer text in *arXiv*. For practical use, considering the training cost, selecting an appropriate segment length is essential for the scenario of high efficiency.

## 5.6 Convergence Analysis

To better understand the learning process of the variants **SWIPE**<sub>max</sub> and **SWIPE**<sub>sum</sub>, we conduct experiments to monitor the impact of different pooling strategies on the convergence of long text classification task. As depicted in Figure 4, in the first few epochs, **SWIPE**<sub>max</sub> achieves better accuracy than **SWIPE**<sub>sum</sub>. Correspondingly, **SWIPE**<sub>max</sub> converges faster at the beginning. However **SWIPE**<sub>sum</sub> can obtain higher accuracy after continuous training.

## 6 Related Work

### 6.1 Long Text Classification

Deep learning methods with pretrained language models have achieved good results in short text classifications (Lee and Démoncourt, 2016; Wang et al., 2017). When it comes to the long text scenarios, the transformer-based pretrained models (e.g., BERT) are incapable of processing long texts due to its quadratically increasing memory and time consumption. The most natural ways to address this problem are generalized as: truncating the text into segments (Joshi et al., 2019; Xie et al., 2020; Wang et al., 2019) or simplifying transformers (Beltagy et al., 2020). In this work, we solve this problem from a novel perspective by introducing a simple but effective classifier **SWIPE**. Extensive experiments demonstrate its efficiency and generality over different type and domain datasets.

### 6.2 Explainability of Text Classification

Post-hoc explanatory methods are stand-alone methods that aim to explain already trained and fixed target models (Camburu, 2020). For example, LIME (Ribeiro et al., 2016) explains a prediction of a target model by learning an interpretable model. Self-explanatory models incorporate an explanation generation module into their architecture such that they provide explanations for their own predictions Existing approaches. Existing work (Aras et al., 2017; Samek et al., 2017) often rely on heat maps based on attention to visualize the most relevant terms to the predicted results. Another recent line of work explores collecting rationales (Lei et al., 2016; Arous et al., 2021; Liu et al., 2019a) through expert annotations to learn the relevance of the input text to the predicted results. However such approach is difficult to generalize to other domains due to high manual cost. **SWIPE** is self-explanatory model and the interpretable sentences are learned in an unsupervised manner during the classification process without extra effort thanks to its mathematical property.

## 7 Conclusion

In this paper, we propose a simple but effective classifier called segment-aware multidimensional perceptron which enables to categorize the text without length limitation and learn the key segments by itself with good interpretability. Thanks to the mathematical property of **SWIPE**, it can learn the labels of each segments and their contributions to the entire text label in an unsupervised manner.



As a general classifier without discrimination to different encoders, experiments demonstrate the superiority of SWIPE in terms of classification accuracy and model efficiency. The unsupervised interpretable process brings a major breakthrough in long text classification, allowing for better optimization of model performance in the future.

## Limitations

In this section, we discuss the limitations of our work as follows:

- The length of segments has impact on the accuracy of text classification of SWIPE. When the truncation of segments is unreasonable, such as very short, the performance of SWIPE will drop significantly, as shown in Figure 3.
- In Sec. 3.1 and Sec. 3.2, we have suggested the way of encoding long text by truncating the text into segments and encoding each segment using PLM (e.g., BERT). However we also tried to encode the entire piece of text with BERT and then utilize the vector of each token as the input to SWIPE for classification. Although the accuracy of text classification for the entire text stayed the same, the explainability of SWIPE, however, was lost. It is due to the strong fitting capability of BERT. When combined with SWIPE, it makes the embeddings of all the tokens similar to each other, thus losing their own characteristics.

## References

- Arjun R Akula and Song-Chun Zhu. 2022. Attention cannot be an explanation. *arXiv preprint arXiv:2201.11194*.
- Ines Arous, Ljiljana Dolamic, Jie Yang, Akansha Bhardwaj, Giuseppe Cuccu, and Philippe Cudré-Mauroux. 2021. Marta: Leveraging human rationales for explainable text classification. In *Proceedings of the AAAI Conference on Artificial Intelligence*, volume 35, pages 5868–5876.
- Leila Arras, Franziska Horn, Grégoire Montavon, Klaus-Robert Müller, and Wojciech Samek. 2017. "what is relevant in a text document?": An interpretable machine learning approach. *PLoS one*, 12(8):e0181142.
- Iz Beltagy, Matthew E Peters, and Arman Cohan. 2020. Longformer: The long-document transformer. *arXiv preprint arXiv:2004.05150*.
- Leo Breiman. 2001. Random forests. *Machine learning*, 45(1):5–32.
- Oana-Maria Camburu. 2020. Explaining deep neural networks. *arXiv preprint arXiv:2010.01496*.
- Jacob Devlin, Ming-Wei Chang, Kenton Lee, and Kristina Toutanova. 2019. BERT: pre-training of deep bidirectional transformers for language understanding. In *Proceedings of NAACL-HLT 2019*, pages 4171–4186.
- Ming Ding, Chang Zhou, Hongxia Yang, and Jie Tang. 2020. CogLtx: Applying bert to long texts. *Advances in Neural Information Processing Systems*, 33:12792–12804.
- Krzysztof Fiok, Waldemar Karwowski, Edgar Gutierrez-Franco, Mohammad Reza Davahli, Maciej Wilamowski, Tareq Ahram, Awad Al-Juaid, and Jozef Zurada. 2021. Text guide: improving the quality of long text classification by a text selection method based on feature importance. *IEEE Access*, 9:105439–105450.
- Jun He, Liqun Wang, Liu Liu, Jiao Feng, and Hao Wu. 2019. Long document classification from local word glimpses via recurrent attention learning. *IEEE Access*, 7:40707–40718.
- Alon Jacovi, Oren Sar Shalom, and Yoav Goldberg. 2018. Understanding convolutional neural networks for text classification. *arXiv preprint arXiv:1809.08037*.
- Mandar Joshi, Omer Levy, Luke Zettlemoyer, and Daniel S Weld. 2019. Bert for coreference resolution: Baselines and analysis. In *Proceedings of the 2019 Conference on Empirical Methods in Natural Language Processing and the 9th International Joint Conference on Natural Language Processing (EMNLP-IJCNLP)*, pages 5803–5808.
- Armand Joulin, Édouard Grave, Piotr Bojanowski, and Tomáš Mikolov. 2017. Bag of tricks for efficient text classification. In *Proceedings of the 15th Conference of the European Chapter of the Association for Computational Linguistics: Volume 2, Short Papers*, pages 427–431.
- Diederik Kingma and Jimmy Ba. 2014. Adam: A method for stochastic optimization. *International Conference on Learning Representations*.
- Zhenzhong Lan, Mingda Chen, Sebastian Goodman, Kevin Gimpel, Piyush Sharma, and Radu Soricut. 2019. Albert: A lite bert for self-supervised learning of language representations. *arXiv preprint arXiv:1909.11942*.
- Ken Lang. 1995. Newsweeder: Learning to filter netnews. In *Machine Learning Proceedings 1995*, pages 331–339. Elsevier.
- Ji Young Lee and Franck Dernoncourt. 2016. Sequential short-text classification with recurrent and convolutional neural networks. In *Proceedings of the 2016 Conference of the North American Chapter of the Association for Computational Linguistics: Human Language Technologies*, pages 515–520.

- Tao Lei, Regina Barzilay, and Tommi Jaakkola. 2016. Rationalizing neural predictions. In *Proceedings of the 2016 Conference on Empirical Methods in Natural Language Processing*, pages 107–117.
- Hui Liu, Qingyu Yin, and William Yang Wang. 2019a. Towards explainable nlp: A generative explanation framework for text classification. In *Proceedings of the 57th Annual Meeting of the Association for Computational Linguistics*, pages 5570–5581.
- Yinhan Liu, Myle Ott, Naman Goyal, Jingfei Du, Mandar Joshi, Danqi Chen, Omer Levy, Mike Lewis, Luke Zettlemoyer, and Veselin Stoyanov. 2019b. Roberta: A robustly optimized bert pretraining approach. *arXiv preprint arXiv:1907.11692*.
- Andrew Maas, Raymond E Daly, Peter T Pham, Dan Huang, Andrew Y Ng, and Christopher Potts. 2011. Learning word vectors for sentiment analysis. In *Proceedings of the 49th annual meeting of the association for computational linguistics: Human language technologies*, pages 142–150.
- Raghavendra Pappagari, Jesús Villalba, and Najim Dehak. 2018. Joint verification-identification in end-to-end multi-scale cnn framework for topic identification. In *2018 IEEE International Conference on Acoustics, Speech and Signal Processing (ICASSP)*, pages 6199–6203. IEEE.
- Raghavendra Pappagari, Piotr Zelasko, Jesús Villalba, Yishay Carmiel, and Najim Dehak. 2019. Hierarchical transformers for long document classification. In *2019 IEEE Automatic Speech Recognition and Understanding Workshop (ASRU)*, pages 838–844. IEEE.
- Dheeraj Rajagopal, Vidhisha Balachandran, Eduard Hovy, and Yulia Tsvetkov. 2021. Selfexplain: A self-explaining architecture for neural text classifiers. *arXiv preprint arXiv:2103.12279*.
- Marco Tulio Ribeiro, Sameer Singh, and Carlos Guestrin. 2016. "why should i trust you?" explaining the predictions of any classifier. In *Proceedings of the 22nd ACM SIGKDD international conference on knowledge discovery and data mining*, pages 1135–1144.
- Wojciech Samek, Thomas Wiegand, and Klaus-Robert Müller. 2017. Explainable artificial intelligence: Understanding, visualizing and interpreting deep learning models. *arXiv preprint arXiv:1708.08296*.
- Xiaobing Sun and Wei Lu. 2020. Understanding attention for text classification. In *Proceedings of the 58th Annual Meeting of the Association for Computational Linguistics*, pages 3418–3428.
- Jin Wang, Zhongyuan Wang, Dawei Zhang, and Jun Yan. 2017. Combining knowledge with deep convolutional neural networks for short text classification. In *Proceedings of the 26th International Joint Conference on Artificial Intelligence*, pages 2915–2921.
- Zhiguo Wang, Patrick Ng, Xiaofei Ma, Ramesh Nalapaty, and Bing Xiang. 2019. Multi-passage bert: A globally normalized bert model for open-domain question answering. In *Proceedings of the 2019 Conference on Empirical Methods in Natural Language Processing and the 9th International Joint Conference on Natural Language Processing (EMNLP-IJCNLP)*, pages 5878–5882.
- Qizhe Xie, Zihang Dai, Eduard Hovy, Thang Luong, and Quoc Le. 2020. Unsupervised data augmentation for consistency training. *Advances in Neural Information Processing Systems*, 33:6256–6268.
- Liang Yao, Chengsheng Mao, and Yuan Luo. 2019. Graph convolutional networks for text classification. In *Proceedings of the AAAI conference on artificial intelligence*, volume 33, pages 7370–7377.
- Mo Yu, Shiyu Chang, Yang Zhang, and Tommi S Jaakkola. 2019. Rethinking cooperative rationalization: Introspective extraction and complement control. *arXiv preprint arXiv:1910.13294*.
- Xiaoxue Zang, Abhinav Rastogi, Srinivas Sunkara, Raghav Gupta, Jianguo Zhang, and Jindong Chen. 2020. Multiwoz 2.2: A dialogue dataset with additional annotation corrections and state tracking baselines. *arXiv preprint arXiv:2007.12720*.