

Suppression of Bremsstrahlung losses from relativistic plasma with energy cutoff

Vadim R. Munirov^{✉*} and Nathaniel J. Fisch[✉]

Department of Astrophysical Sciences, Princeton University, Princeton, New Jersey 08540, USA

(Dated: PRE: April 3, 2023)

We study the effects of redistributing superthermal electrons on Bremsstrahlung radiation from hot relativistic plasma. We consider thermal and nonthermal distribution of electrons with an energy cutoff in the phase space and explore the impact of the energy cutoff on Bremsstrahlung losses. We discover that the redistribution of the superthermal electrons into lower energies reduces radiative losses, which is in contrast to nonrelativistic plasma. Finally, we point out the relevance of our results for open magnetic trap configurations and prospects of the aneutronic fusion based on proton-Boron11 (p-B11) fuel. We establish that it is possible to suppress the production of Bremsstrahlung radiation for the p-B11 based fusion systems by 10% or more.

I. INTRODUCTION

Bremsstrahlung emission emerge whenever a charged particle moves in the Coulomb field of other charged particles. Bremsstrahlung emission is one of the primary mechanism of radiative energy loss from plasma and is mainly characterized by its differential cross section. The relativistic differential cross section of Bremsstrahlung emission has been derived in a seminal work of Bethe and Heitler [1, 2], where quantum matrix elements in the Born approximation were calculated. Other notable papers and review works include [3–14].

Bremsstrahlung is used for diagnostics purposes [15–23] and as a source of X-ray production [24–27]; it is present in laser-plasma interactions [28, 29] and determines dynamics of fast runaway electrons [30, 31]. Bremsstrahlung emission is plentiful in astrophysics and has been extensively studied in this context [6, 32–37]. It is responsible for X-ray production in galaxy clusters [38–40] and solar flares [41–43], plays a role in the physics of cosmic microwave background distortions [44, 45], and can be an important emission process for plasma around compact objects [46, 47].

An inverse process of Bremsstrahlung absorption is one of the main mechanisms of laser energy transfer in inertial confinement fusion experiments [48–50]. Many features of inverse Bremsstrahlung have been investigated [51–68]. For example, in Refs. [69, 70] recoil effect in the electron-ion Bremsstrahlung absorption was studied, while influence of strong laser fields on Bremsstrahlung absorption was explored in Refs. [71–77]. Bremsstrahlung absorption is also critical for the opacity of astrophysical plasmas [78, 79], such as high-temperature stellar plasma [80, 81] and the intracluster plasma [82–84].

Both Bremsstrahlung emission and absorption crucially depend on the distribution function of the charged particles. The distribution function can differ substantially from a thermal distribution either naturally or intentionally – through phase space engineering. In astrophysical settings, Bremsstrahlung emission from non-

thermal power-law distribution of electrons is present in supernova remnants [85–87], clusters of galaxies [39], and solar flares [42, 43]. In laboratory settings, Langdon [88] showed that nonlinear effects in inverse Bremsstrahlung absorption lead to a distortion of the electron distribution function towards a super-Gaussian, which decreases the effectiveness of the energy transfer from laser to plasma [89]. Intense radiation can even affect the electron distribution function leading to magnetogenesis effects [90–93]. The distribution function can also exhibit a significant degree of anisotropy, which in turn affects Bremsstrahlung emission [94–98].

Fusion based on proton-Boron11 (p-B11) fuel has always been seen as a very attractive method for generating clean energy due to its aneutronic nature [99–101]. Because of the temperature dependence of the p-B11 reaction cross section, fusion with this fuel source requires plasma having a relativistic temperature on the order of hundreds keV. Such high temperature plasmas of relativistic temperatures emit significant amounts of radiation with synchrotron and Bremsstrahlung emission being the major loss mechanisms. These obstacles were deemed fatal for the feasibility of fusion devices utilizing p-B11 fuel [102–104]. However, recent research has shown that the p-B11 reaction cross sections could be larger than previously thought [105] and that the redistribution of fusion power from electrons to protons through alpha channeling [106–108] make the economical p-B11 fusion energy potentially viable [109, 110]. This inspired revival of interest in p-B11 fusion [109–111] including some recent experimental endeavors [112–114]. Besides a magnetically confined p-B11, there are also growing efforts with laser based p-B11 fusion [115–123].

In regard to synchrotron radiation, it was recently shown in Ref. [124] that synchrotron radiation from relativistic plasma can be meaningfully reduced by redistribution of superthermal electrons into lower energies, introducing an effective energy cutoff. Such an effective cutoff in the energy distribution of electrons can emerge in the open magnetic trap configurations, such as mirror machines and inertial electrostatic confinement devices. Relativistic Bremsstrahlung has a certain important feature, that there is a long increasing tail in the probability of Bremsstrahlung for large electron energies.

* vmunirov@princeton.edu

This implies that the redistribution of high energy electrons into lower energies should lead to a decrease in Bremsstrahlung emission, similar to the effect seen for synchrotron radiation in Ref. [124].

In this paper, we show that it is indeed possible to suppress the production of Bremsstrahlung radiation from relativistic plasma by redistributing superthermal electrons into lower energies. We evaluate the power density of Bremsstrahlung radiation emitted from plasma with an energy cutoff for different temperatures and energy cutoff parameters, and determine the reduction in emission compared to the case of thermal plasma. Finally, we discuss the relevance of the present study for the p-B11 based fusion devices.

II. FORMULATION OF THE PROBLEM AND RESULTS

We consider relativistic plasma of electron density n_e with the electrons described by the Maxwell–Jüttner distribution with an energy cutoff:

$$f_e(\mathbf{p}) = \begin{cases} N_{\text{const}} \frac{e^{-\frac{\gamma}{\theta_{T_e}}}}{4\pi m_e^3 c^3 \theta_{T_e} K_2(1/\theta_{T_e})}, & \gamma \leq \gamma_{\text{max}}, \\ 0, & \gamma > \gamma_{\text{max}}. \end{cases} \quad (1)$$

Here, $\theta_{T_e} = T_e/(m_e c^2)$ is the electron temperature in the units of electron rest mass, $\gamma = \varepsilon/(m_e c^2) = \sqrt{1 + p^2/(m_e^2 c^2)}$ is the total electron energy in the units of electron rest mass or the Lorentz factor, γ_{max} is the energy cutoff parameter, and K_2 is the modified Bessel function of the second kind. The normalization constant N_{const} is determined through $\int f(\mathbf{p}) d\mathbf{p} = 1$, so that for pure Maxwell–Jüttner distribution without a cutoff ($\gamma_{\text{max}} = \infty$) the normalization constant is equal to unity. The total electron density n_e is kept fixed, i.e., we do not throw away the electrons but rather redistribute them.

Our goal is to determine the total power density of Bremsstrahlung radiation emitted from such a plasma. Self-absorption of Bremsstrahlung radiation is usually negligible for magnetic confinement plasma and thus to calculate the radiative losses we will solely concentrate on spontaneous emission.

While for nonrelativistic plasma it is mainly electron-ion Coulomb collisions that contribute to emission, for relativistic plasma electron-electron Bremsstrahlung becomes comparable or even exceeds electron-ion contribution and must be taken into account [125, 126].

The effective expression for the Bremsstrahlung power density emitted from thermal relativistic plasma with the Maxwell–Jüttner distribution was derived in Ref. [33]:

$$P_{\text{Br}} \approx 7.56 \times 10^{-11} n_e^2 \sqrt{\theta_{T_e}} [Z_{\text{eff}}(1 + 1.78\theta_{T_e}^{1.34}) + 2.12\theta_{T_e} (1 + 1.1\theta_{T_e} + \theta_{T_e}^2 - 1.25\theta_{T_e}^{2.5})] \text{ eV cm}^3/\text{s}. \quad (2)$$

Here, Z_{eff} is the effective ion charge and the formula is valid for relativistic, but not ultrarelativistic plasmas, up

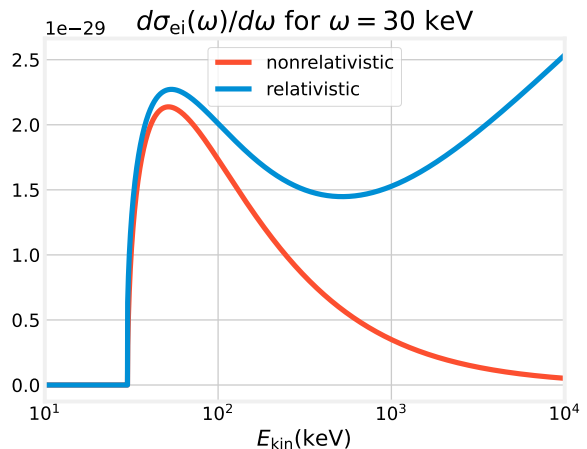


FIG. 1. The Elwert corrected relativistic Bethe-Heitler differential cross section $d\sigma_{ei}(\omega)/d\omega$ [blue line given by Eq. (3)] in arbitrary units for electron-ion Bremsstrahlung emission of 30 keV photon as a function of electron kinetic energy ε_{kin} . The red line shows the nonrelativistic approximation of the Elwert corrected Bethe-Heitler differential cross section (see Ref. [127]).

to $\theta_{T_e} \leq 1$. The first term in Eq. (2) proportional to Z_{eff} comes from electron-ion Bremsstrahlung; it has a nonrelativistic leading order of $\sqrt{\theta_{T_e}}$, while the $1.78\theta_{T_e}^{1.34}$ term inside the first round brackets is a correction to it due to relativistic effects. The second term comes from electron-electron Bremsstrahlung; it has a nonrelativistic leading order of $\theta_{T_e}^{1.5}$ with the $1.1\theta_{T_e} + \theta_{T_e}^2 - 1.25\theta_{T_e}^{2.5}$ term inside the round brackets being a relativistic correction.

Expression (2) was used in Refs. [109, 110] (note that in Ref. [110] the $\theta_{T_e}^2$ term is missing in the second term due to electron-electron Bremsstrahlung) to evaluate the energy budget of the p-B11 based fusion systems and can be considered as a benchmark.

In the next two subsections we calculate the emitted radiation from relativistic plasma described by the cutoff electron distribution (1) due to electron-ion (Sec. II A) and electron-electron (Sec. II B) Bremsstrahlung and compare it with the thermal result given by Eq. (2). We will see that there is a reduction in Bremsstrahlung losses as a result of introducing the energy cutoff and evaluate it.

A. Electron-ion Bremsstrahlung

To calculate the radiative losses from relativistic plasma due to Bremsstrahlung emission we need to know the corresponding differential cross section. The relevant cross section for relativistic electron-ion Bremsstrahlung is the Bethe-Heitler differential cross section [1, 2]. It was used to derive expression (2) and so Refs. [109, 110] also implicitly use it to calculate the thermal

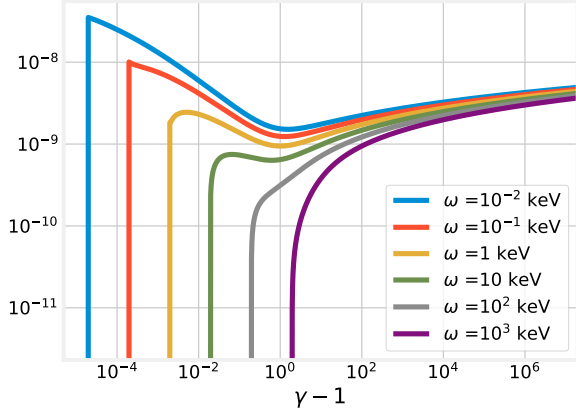


FIG. 2. The photon energy times the Elwert corrected Bethe-Heitler differential cross section $\omega d\sigma_{ei}(\omega)/d\omega$ in arbitrary units as a function of the dimensionless electron kinetic energy $\varepsilon_{\text{kin}}/(m_e c^2) = \gamma - 1$ for several values of the photon energy.

Bremsstrahlung losses from the p-B11 plasma. The Bethe-Heitler differential cross section for relativistic electron-ion Bremsstrahlung, including the Elwert correction factor [128], is given by [82]

$$\begin{aligned}
 d\sigma_{ei}(\omega) = & \alpha Z^2 r_e^2 \frac{p_f}{p} \frac{d\omega}{\omega} \frac{\eta_f}{\eta} \frac{1 - e^{-2\pi\eta}}{1 - e^{-2\pi\eta_f}} \\
 & \times \left\{ \frac{4}{3} - 2\varepsilon\varepsilon_f \frac{p_f^2 + p^2}{p_f^2 p^2 c^2} + m_e^2 c^2 \left(\frac{l_f \varepsilon}{p_f^3 c} + \frac{l \varepsilon_f}{p^3 c} - \frac{l_f l}{p_f p} \right) \right. \\
 & + L \left[\frac{8}{3} \frac{\varepsilon \varepsilon_f}{p p_f c^2} + \frac{\hbar^2 \omega^2}{p^3 p_f^3 c^6} (\varepsilon^2 \varepsilon_f^2 + p^2 p_f^2 c^4) \right. \\
 & \left. \left. + \frac{m_e^2 c^2 \hbar \omega}{2 p p_f} \left(\frac{\varepsilon \varepsilon_f + p^2 c^2}{p^3 c^3} l - \frac{\varepsilon \varepsilon_f + p_f^2 c^2}{p_f^3 c^3} l_f + \frac{2 \hbar \omega \varepsilon \varepsilon_f}{p_f^2 p^2 c^4} \right) \right] \right\}. \quad (3)
 \end{aligned}$$

Equation (3) is valid when the Born approximation is applicable, which requires $v/c = pc/\varepsilon \gg Z\alpha$. Here, ε is the electron energy, ε_f is the electron energy after emission of a photon, p is the electron momentum, p_f is the electron momentum after emission of a photon, ω is the emitted photon angular frequency, Z is the ion charge, $\alpha = e^2/(\hbar c)$ is the fine-structure constant, $r_e = e^2/(m_e c^2)$ is the classical electron radius, while

$$\varepsilon_f = \varepsilon - \hbar\omega, \quad (4)$$

$$l_f = 2 \ln \frac{\varepsilon_f + p_f c}{m_e c^2}, l = 2 \ln \frac{\varepsilon + p c}{m_e c^2}, \quad (5)$$

$$L = 2 \ln \frac{\varepsilon_f \varepsilon + p_f p c^2 - m_e^2 c^4}{m_e c^2 \hbar \omega}, \quad (6)$$

$$\eta_f = \frac{\alpha Z \varepsilon_f}{p_f c}, \eta = \frac{\alpha Z \varepsilon}{p c}. \quad (7)$$

Figure 1 shows the differential cross section as a function of electron kinetic energy ε_{kin} . We notice several

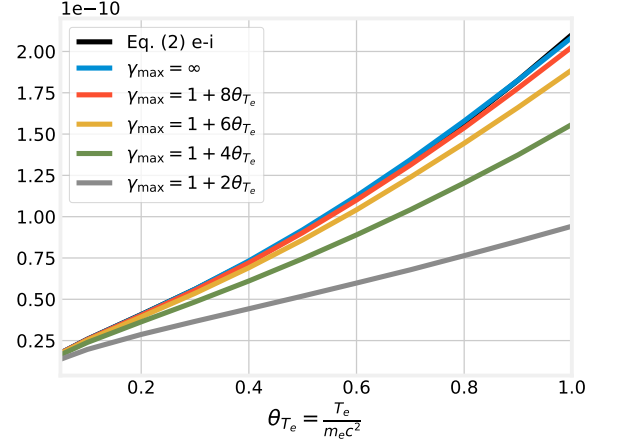


FIG. 3. Electron-ion Bremsstrahlung emitted power density in arbitrary units as a function of the dimensionless electron temperature θ_{T_e} for several values of the energy cutoff γ_{max} .

important features from Fig. 1. First, below $\varepsilon_{\text{kin}} = \hbar\omega$ the cross section is zero, which is a manifestation of the fact that, due to energy conservation, the electron cannot emit photon larger than its kinetic energy. Second, we notice that after reaching a local maximum the differential cross section does not decrease to zero for large values of the kinetic energy but instead increases. This second feature is of a relativistic nature and is not present in the nonrelativistic calculations (see the red line in Fig. 1 that denotes the nonrelativistic approximation given in Ref. [127]). It is this increased probability of Bremsstrahlung for large values of the electron kinetic energy that is responsible for the additional radiative losses in the relativistic regime.

The differential cross section (3) together with the electron distribution function determine the total electromagnetic power density emitted from plasma due to electron-ion Bremsstrahlung:

$$P_{ei} = n_e n_i \int \hbar\omega \frac{d\sigma_{ei}(\omega)}{d\omega} \frac{pc^2}{\varepsilon} f_e(\mathbf{p}) d\omega d\mathbf{p}. \quad (8)$$

Figure 2 shows the differential cross section times the energy of the emitted photon that enters formula (8) under the integral versus the dimensionless electron kinetic energy $\varepsilon_{\text{kin}}/(m_e c^2) = \gamma - 1$ for a wide range of values of the emitted photon energy. We can see that for large electron energies, the value of $\omega d\sigma_{ei}(\omega)/d\omega$ increases for all values of the photon energy.

The basic intuition that we extract from Figs. 1 and 2 is that if we redistribute high energy electrons into lower energies we could expect a reduction in the overall emission. To check whether it is indeed correct we perform a series of the numerical integrations for a range of electron temperatures T_e and the cutoff parameter γ_{max} .

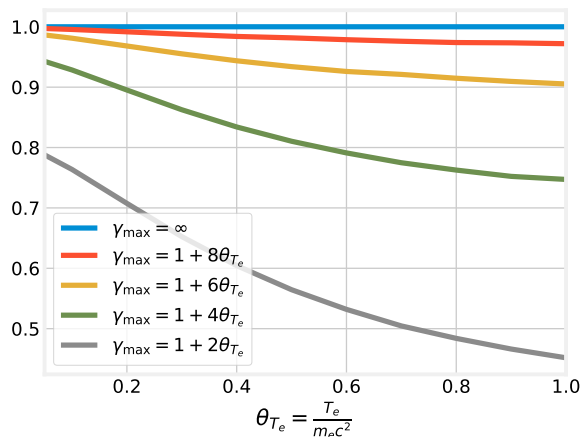


FIG. 4. Reduction in electron-ion Bremsstrahlung emission relative to the thermal case as a function of the dimensionless electron temperature θ_{T_e} for several values of the energy cutoff γ_{\max} .

The most important results of the paper are presented in Figs. 3 and 4. Figure 3 shows the power density of electron-ion Bremsstrahlung radiation generated by a plasma with the electron distribution function that has an energy cutoff as well as by a thermal plasma without a cutoff, both calculated numerically and using a fitting formula of Eq. (2); the graph shows the corresponding curves for several values of the cutoff parameter γ_{\max} versus the dimensionless electron temperature $\theta_{T_e} = T_e/(m_e c^2)$. As one would expect, we can see that for thermal plasma without a cutoff ($\gamma_{\max} = \infty$) we reproduce the line given by Eq. (2). Figure 4 is similar to Fig 3, but instead shows the power density of Bremsstrahlung radiation from plasma with an energy cutoff relative to the emission power from the thermal plasma. We can clearly see the reduction in the emitted power for the distribution with an energy cutoff. The larger the cutoff depth, the greater the reduction; while for $\gamma_{\max} \gtrsim 1 + 8\theta_{T_e}$ the reduction becomes negligible. We also see that as plasma becomes more relativistic, i.e., θ_{T_e} approaches unity, the effect of the redistribution becomes more pronounced.

Thus, we demonstrated that by redistributing electrons into lower energies it is possible to mitigate electron-ion Bremsstrahlung emission from relativistic plasma. Note that the opposite effect occurs, i.e., the Bremsstrahlung losses increase, for nonrelativistic plasma. This is because in the nonrelativistic approximation, the differential cross section decreases to zero for large electron energies, so it is mainly thermal electrons that contribute to the emission. In the relativistic case, the superthermal electrons contribute disproportionately more to the emission and thus moving them into more thermal part of the distribution reduces the overall radiative losses.

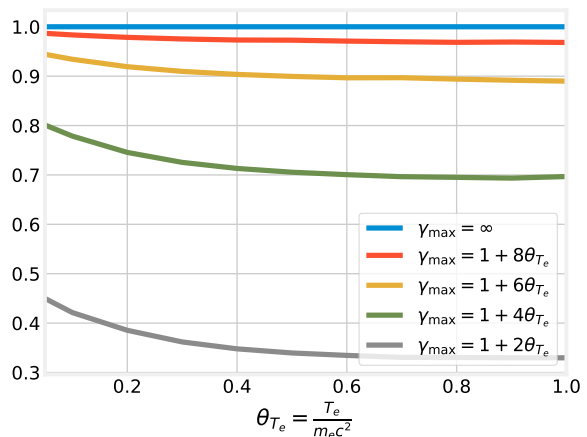


FIG. 5. Reduction in electron-electron Bremsstrahlung emission relative to the thermal case as a function of the dimensionless electron temperature θ_{T_e} for several values of the energy cutoff γ_{\max} .

B. Electron-electron Bremsstrahlung

We can expect that the redistribution of electrons into lower energies will have an even greater impact on electron-electron Bremsstrahlung, which has a quadrupole nature as opposed to a dipole nature of electron-ion Bremsstrahlung [129]. This is because the total electromagnetic power density emitted from plasma due to electron-electron Bremsstrahlung is obtained by integrating twice over the electron distribution [8]:

$$P_{ee} = n_e^2 m_e c^3 \int \int \frac{1}{2} \frac{\gamma_1 + \gamma_2}{\gamma_1 \gamma_2} \sqrt{\frac{1}{2} [(\mathbf{u}_1 \cdot \mathbf{u}_2) - 1]} \times \left(\int_0^{k_{\max}} k_{\text{cm}} \frac{d\sigma}{dk_{\text{cm}}} dk_{\text{cm}} \right) f_e(\mathbf{u}_1) f_e(\mathbf{u}_2) d\mathbf{u}_1 d\mathbf{u}_2. \quad (9)$$

Here, $\mathbf{u}_1, \mathbf{u}_2$ are the dimensionless momenta of two colliding electrons in the units of $m_e c$, i.e., $\mathbf{u} = \mathbf{p}/(m_e c)$, and $f_e(\mathbf{u})$ is the electron distribution as a function of \mathbf{u} properly renormalized so that $f_e(\mathbf{u}) d\mathbf{u} = 1$; k is the photon energy in the units of $m_e c^2$, $d\sigma/dk_{\text{cm}}$ is the differential cross section for electron-electron Bremsstrahlung, the upper limit in the integral over dk_{cm} is $k_{\max} = u_{\text{cm}}^2/\gamma_{\text{cm}}$, and the subscript “cm” refers to the center of mass system of the colliding electrons; see Ref. [8] for the details.

The expression for the differential cross section of electron-electron Bremsstrahlung is given in Refs. [7, 130]. However, due to its complexity, a simplified treatment developed in Ref. [8] is commonly used. This simplified treatment was also employed in deriving Eq. (2) used in Refs. [33, 109, 131]. For consistency and computational benefits we will also use this approach.

In accordance with Ref. [8], we introduce the following function:

$$J(\gamma_1, \gamma_2) = \int_{\gamma_1 \gamma_2 - u_1 u_2}^{\gamma_1 \gamma_2 + u_1 u_2} \sqrt{\frac{1}{2}(\mu - 1)} \times \left(\int_0^{k_{\text{cm}}^{\text{max}}} k_{\text{cm}} \frac{d\sigma}{dk_{\text{cm}}} dk_{\text{cm}} \right) d\mu, \quad (10)$$

where $\mu = (\mathbf{u}_1 \cdot \mathbf{u}_2)$ and $\int_0^{k_{\text{cm}}^{\text{max}}} k_{\text{cm}} (d\sigma/dk_{\text{cm}}) dk_{\text{cm}}$ is a function of μ .

Then the emitted power density due to electron-electron Coulomb collisions can be written as [8]

$$P_{\text{ee}} = n_e^2 m_e c^3 \int (\gamma_1 + \gamma_2) J(\gamma_1, \gamma_2) f_e(\gamma_1) f_e(\gamma_2) d\gamma_1 d\gamma_2, \quad (11)$$

where $f_e(\gamma)$ is the properly renormalized electron distribution as a function of the electron energy in the units of electron rest mass γ .

It was demonstrated in Ref. [8] that function $J(\gamma_1, \gamma_2)$ can be approximated as

$$J(\gamma_1, \gamma_2) = 4\alpha r_e^2 \left\{ \left(\frac{\mu}{2} - 2 \right) \sqrt{\mu^2 - 1} - \frac{11}{12} \mu^2 + \frac{20}{3} \mu - \frac{8}{3} \ln(\mu + 1) + \left[\frac{3}{2} + \left(\frac{\mu}{2} - \frac{8}{3} \frac{\mu + 2}{\mu + 1} \right) \sqrt{\mu^2 - 1} \right] \ln(\mu + \sqrt{\mu^2 - 1}) + \frac{7}{4} \ln^2(\mu + \sqrt{\mu^2 - 1}) \right\} \Bigg|_{\gamma_1 \gamma_2 - u_1 u_2}^{\gamma_1 \gamma_2 + u_1 u_2}. \quad (12)$$

Using Eqs. (11) and (12) we can perform a numerical integration to obtain the emitted power density for various values of the electron temperature T_e and the cutoff parameter γ_{max} .

The reduction of the electron-electron Bremsstrahlung losses as a function of the electron temperature for several values of the cutoff parameter γ_{max} relative to the power density of the thermal Bremsstrahlung is shown in Fig. 5. We can see that similar to the case of electron-ion Bremsstrahlung there is a reduction in the radiative losses; in fact, the reduction even exceeds that for the electron-ion case.

C. Relevance for aneutronic fusion

What has been envisioned as, in principle, a possible p-B11 fusion reactor would operate at the typical electron temperature on the order of $T_e \approx 150 \text{ keV}$ [109–111], which corresponds to $\theta_{T_e} \approx 0.3$. We plot the decrease in Bremsstrahlung emission relative to the thermal case as a function of the energy cutoff γ_{max} for such a temperature

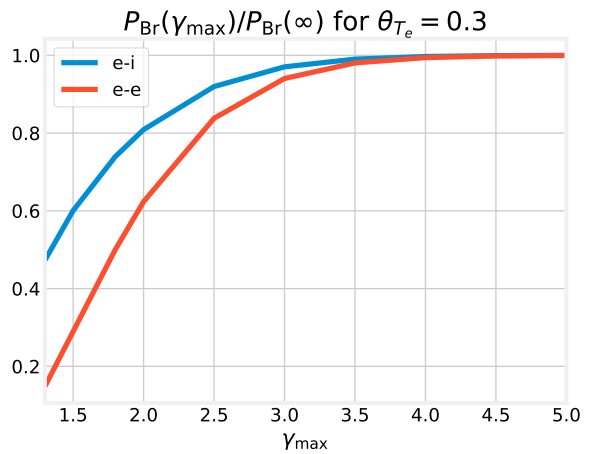


FIG. 6. Reduction in Bremsstrahlung emission relative to the thermal case as a function of the energy cutoff γ_{max} for $\theta_{T_e} \approx 0.3$ ($T_e \approx 150 \text{ keV}$).

in Fig. 6. In mirror machines and inertial electrostatic confinement devices that are thought to be used for the p-B11 based fusion, the energy cutoff can emerge from the electrostatic ambipolar potential. The typical electrostatic ambipolar potential that can be established in such devices is roughly $|e\varphi| \sim 7T_e$ [131], corresponding to the cutoff value $\gamma_{\text{max}} \approx 2$. We can see from Fig. 6 that for γ_{max} approximately 2, there is a 20% reduction in electron-ion and a 40% reduction in electron-electron Bremsstrahlung emission. If we choose a more conservative value of $\gamma_{\text{max}} \approx 2.5$, we can observe a decrease of 10% in electron-ion Bremsstrahlung emission and a decrease of 20% in electron-electron Bremsstrahlung emission. Finally, as Fig. 6 indicates, when the cutoff parameter exceeds $\gamma_{\text{max}} \approx 3.5$, the reduction in emission becomes negligible.

III. CONCLUSION

We considered Bremsstrahlung emission from a relativistic plasma of fixed electron density but varying phase space distributions. We investigated the impact of the energy cutoff on Bremsstrahlung losses and found that for relativistic plasmas introducing energy cutoff through redistributing superthermal electrons into lower energies can significantly decrease radiative losses. This result is not entirely obvious even qualitatively, let alone quantitatively; the nonrelativistic approximation of the Bremsstrahlung effect could actually show an increase in the Bremsstrahlung losses.

We conducted calculations to determine the potential reduction in Bremsstrahlung emission for a typical p-B11 based fusion device. We found that a meaningful reduction of at least 10% can be realistically attained. Given the importance of Bremsstrahlung losses for the operation of these systems, such a potential reduction is an

important insight into the physics of the p-B11 based fusion. We caution, however, that the distribution function in the mirror machines may exhibit a significant anisotropy, so that the effective energy cutoff for perpendicular and parallel energies can be noticeably different. We also note that the emission of the radiation itself (both synchrotron and Bremsstrahlung) will deplete the high energy tail and introduce a natural energy cutoff. However, the total self-consistent picture is outside of the scope of this work.

Finally, we highlight the potential relevance of our findings in astrophysical scenarios. While it is power-law distributions that are typically observed in astrophysical

settings, under certain conditions, such as formation of the effective magnetic mirror traps in the plasma surrounding neutron stars and black holes, the distribution with an energy cutoff can emerge, in which case the calculations here will pertain.

ACKNOWLEDGMENTS

This work was supported by ARPA-E Grant DE-AR0001554.

-
- [1] H. Bethe and W. Heitler, *Proc. R. Soc. A* **146**, 83 (1934).
 - [2] W. Heitler, *The Quantum Theory of Radiation*, 2nd ed. (Oxford University Press, London, 1947).
 - [3] A. Sommerfeld, *Ann. Phys. (Berlin)* **403**, 257 (1931).
 - [4] H. A. Bethe and L. C. Maximon, *Phys. Rev.* **93**, 768 (1954).
 - [5] H. Davies, H. A. Bethe, and L. C. Maximon, *Phys. Rev.* **93**, 788 (1954).
 - [6] W. J. Karzas and R. Latter, *Astrophys. J., Suppl. Ser.* **6**, 167 (1961).
 - [7] E. Haug, *Z. Naturforsch. A* **30**, 1099 (1975).
 - [8] E. Haug, *Z. Naturforsch. A* **30**, 1546 (1975).
 - [9] H. W. Koch and J. W. Motz, *Rev. Mod. Phys.* **31**, 920 (1959).
 - [10] A. I. Akhiezer and V. B. Berestetskii, *Quantum Electrodynamics*, Monographs on Physics & Astronomical (John Wiley & Sons, Nashville, TN, 1965).
 - [11] G. R. Blumenthal and R. J. Gould, *Rev. Mod. Phys.* **42**, 237 (1970).
 - [12] G. Bekefi, *Radiation Processes in Plasmas* (Wiley, New York, 1966).
 - [13] J. M. Jauch and F. Rohrlich, *The Theory of Photons and Electrons*, 2nd ed., Theoretical and Mathematical Physics (Springer, Berlin, Germany, 1980).
 - [14] E. Haug and W. Nakel, *The Elementary Process of Bremsstrahlung* (World Scientific, Singapore, 2004).
 - [15] J. Stevens, S. V. Goeler, S. Bernabei, M. Bitter, T. Chu, P. Efthimion, N. Fisch, W. Hooke, J. Hosea, F. Jobs, C. Karney, E. Meservey, R. Motley, and G. Taylor, *Nucl. Fusion* **25**, 1529 (1985).
 - [16] K. E. Voss and N. J. Fisch, *Phys. Fluids B* **4**, 762 (1992).
 - [17] Y. Peysson and R. Arslanbekov, *Nucl. Instrum. Methods Phys. Res.* **380**, 423 (1996).
 - [18] Z. Chen, B. Wan, S. Lin, Y. Shi, L. Hu, and T. Ma, *Nucl. Instrum. Methods Phys. Res.* **560**, 558 (2006).
 - [19] C. D. Chen, J. A. King, M. H. Key, K. U. Akli, F. N. Beg, H. Chen, R. R. Freeman, A. Link, A. J. Mackinnon, A. G. MacPhee, P. K. Patel, M. Porkolab, R. B. Stephens, and L. D. Van Woerkom, *Rev. Sci. Instrum.* **79**, 10E305 (2008).
 - [20] A. L. Meadowcroft and R. D. Edwards, *IEEE Trans. Plasma Sci.* **40**, 1992 (2012).
 - [21] C. Swanson, P. Jandovitz, and S. A. Cohen, *AIP Adv.* **8**, 025222 (2018).
 - [22] G. Kagan, O. Landen, D. Svyatskiy, H. Sio, N. Kabadi, R. Simpson, M. Gatu Johnson, J. Frenje, R. Petrasso, R. Shah, T. Joshi, P. Hakel, T. Weber, H. Rinderknecht, D. Thorn, M. Schneider, D. Bradley, and J. Kilkenny, *Contrib. to Plasma Phys.* **59**, 181 (2019).
 - [23] J. Kumar, S. P. Pandya, and P. Sharma, *J. Instrum.* **18** (03), P03040.
 - [24] L. C. Jarrott, A. J. Kemp, L. Divol, D. Mariscal, B. Westover, C. McGuffey, F. N. Beg, M. Suggit, C. Chen, D. Hey, B. Maddox, J. Hawreliak, H.-S. Park, B. Remington, M. S. Wei, and A. MacPhee, *Phys. Plasmas* **21**, 031211 (2014).
 - [25] S. Cheng, F. A. Hill, E. V. Heubel, and L. F. Velázquez-García, *J. Microelectromechanical Syst.* **24**, 373 (2015).
 - [26] C. M. Huntington, J. M. McNaney, E. Gumbrell, A. Krygier, C. Wehrenberg, and H.-S. Park, *Rev. Sci. Instrum.* **89**, 10G121 (2018).
 - [27] C. I. D. Underwood, C. D. Baird, C. D. Murphy, C. D. Armstrong, C. Thornton, O. J. Finlay, M. J. V. Streeter, M. P. Selwood, N. Brierley, S. Cipiccia, J.-N. Gruse, P. McKenna, Z. Najmudin, D. Neely, D. Rusby, D. R. Symes, and C. M. Brenner, *Plasma Phys. Control. Fusion* **62**, 124002 (2020).
 - [28] S. Singh, C. D. Armstrong, N. Kang, L. Ren, H. Liu, N. Hua, D. R. Rusby, O. Klimo, R. Versaci, Y. Zhang, M. Sun, B. Zhu, A. Lei, X. Ouyang, L. Lancia, A. L. Garcia, A. Wagner, T. Cowan, J. Zhu, T. Schlegel, S. Weber, P. McKenna, D. Neely, V. Tikhonchuk, and D. Kumar, *Plasma Phys. Control. Fusion* **63**, 035004 (2021).
 - [29] J. Vyskočil, O. Klimo, and S. Weber, *Plasma Phys. Control. Fusion* **60**, 054013 (2018).
 - [30] M. Bakhtiari, G. J. Kramer, M. Takechi, H. Tamai, Y. Miura, Y. Kusama, and Y. Kamada, *Phys. Rev. Lett.* **94**, 215003 (2005).
 - [31] O. Embréus, A. Stahl, and T. Fülöp, *New J. Phys.* **18**, 093023 (2016).
 - [32] E. Kellogg, J. R. Baldwin, and D. Koch, *Astrophys. J.* **199**, 299 (1975).
 - [33] R. Svensson, *Astrophys. J.* **258**, 335 (1982).
 - [34] J. Chluba, A. Ravenni, and B. Bolliet, *Mon. Not. R. Astron. Soc.* **492**, 177 (2020).
 - [35] J. Pradler and L. Semmelrock, *Astrophys. J.* **909**, 134 (2021).

- [36] J. Pradler and L. Semmelrock, *Astrophys. J.* **916**, 105 (2021).
- [37] J. Pradler and L. Semmelrock, *Astrophys. J.* **922**, 57 (2021).
- [38] C. L. Sarazin, *Rev. Mod. Phys.* **58**, 1 (1986).
- [39] C. L. Sarazin and J. C. Kempner, *Astrophys. J.* **533**, 73 (2000).
- [40] F. R. Pearce, P. A. Thomas, H. M. P. Couchman, and A. C. Edge, *Mon. Not. R. Astron. Soc.* **317**, 1029 (2000).
- [41] E. Haug, *Sol. Phys.* **45**, 453 (1975).
- [42] G. D. Holman, L. Sui, R. A. Schwartz, and A. G. Emslie, *Astrophys. J.* **595**, L97 (2003).
- [43] E. P. Kontar, A. G. Emslie, A. M. Massone, M. Piana, J. C. Brown, and M. Prato, *Astrophys. J.* **670**, 857 (2007).
- [44] R. A. Sunyaev and Y. B. Zeldovich, *Astrophys. Space Sci.* **7**, 20 (1970).
- [45] J. Chluba and R. A. Sunyaev, *Mon. Not. R. Astron. Soc.* **419**, 1294 (2012).
- [46] R. Narayan and I. Yi, *Astrophys. J.* **452**, 710 (1995).
- [47] R. Yarza, G. N. Wong, B. R. Ryan, and C. F. Gammie, *Astrophys. J.* **898**, 50 (2020).
- [48] D. Keefe, *Annu. Rev. Nucl. Part. Sci.* **32**, 391 (1982).
- [49] R. S. Craxton, K. S. Anderson, T. R. Boehly, V. N. Goncharov, D. R. Harding, J. P. Knauer, R. L. McCrory, P. W. McKenty, D. D. Meyerhofer, J. F. Myatt, A. J. Schmitt, J. D. Sethian, R. W. Short, S. Skupsky, W. Theobald, W. L. Kruer, K. Tanaka, R. Betti, T. J. B. Collins, J. A. Delettrez, S. X. Hu, J. A. Marozas, A. V. Maximov, D. T. Michel, P. B. Radha, S. P. Regan, T. C. Sangster, W. Seka, A. A. Solodov, J. M. Soures, C. Stoeckl, and J. D. Zuegel, *Phys. Plasmas* **22**, 110501 (2015).
- [50] N. Firouzi Farrashbandi and M. Eslami-Kalantari, *J. Theor. Appl. Phys.* **14**, 261 (2020).
- [51] S. Rand, *Phys. Rev.* **136**, B231 (1964).
- [52] Y. Shima and H. Yatom, *Phys. Rev. A* **12**, 2106 (1975).
- [53] H. Brysk, *J. Phys. A* **8**, 1260 (1975).
- [54] L. Friedland, *J. Phys. B* **12**, 409 (1979).
- [55] P. Mora, *Phys. Fluids* **25**, 1051 (1982).
- [56] R. Balescu, *J. Plasma Phys.* **27**, 553 (1982).
- [57] C. Garban-Labaune, E. Fabre, C. E. Max, R. Fabbro, F. Amiranoff, J. Virmont, M. Weinfeld, and A. Michard, *Phys. Rev. Lett.* **48**, 1018 (1982).
- [58] R. Cauble and W. Rozmus, *Phys. Fluids* **28**, 3387 (1985).
- [59] S. Skupsky, *Phys. Rev. A* **36**, 5701 (1987).
- [60] V. N. Tsytovich, *Phys. Usp.* **38**, 87 (1995).
- [61] V. N. Tsytovich, R. Bingham, U. de Angelis, and A. Forlani, *J. Plasma Phys.* **56**, 127 (1996).
- [62] C. Tsallis and A. de Souza, *Phys. Lett. A* **235**, 444 (1997).
- [63] I. Y. Kostyukov, *J. Exp. Theor. Phys. Lett.* **73**, 393 (2001).
- [64] A. Wierling, T. Millat, G. Röpke, R. Redmer, and H. Reinholz, *Phys. Plasmas* **8**, 3810 (2001).
- [65] R. L. Berger, D. S. Clark, A. A. Solodov, E. J. Valeo, and N. J. Fisch, *Phys. Plasmas* **11**, 1931 (2004).
- [66] H. K. Avetissian, A. G. Ghazaryan, and G. F. Mkrtchian, *J. Phys. B* **46**, 205701 (2013).
- [67] N. Firouzi Farrashbandi, L. Gholamzadeh, M. Eslami-Kalantari, M. Sharifian, and A. Sid, *High Energy Density Phys.* **16**, 32 (2015).
- [68] N. F. Farrashbandi, M. Eslami-Kalantari, and A. Sid, *EPL* **130**, 25001 (2020).
- [69] P. Pashinin and M. Fedorov, *J. Exp. Theor. Phys.* **48**, 228 (1978).
- [70] V. R. Munirov and N. J. Fisch, *Phys. Rev. E* **96**, 053211 (2017).
- [71] F. Bunkin and M. Fedorov, *J. Exp. Theor. Phys.* **22**, 844 (1966).
- [72] M. Denisov and M. Fedorov, *J. Exp. Theor. Phys.* **26**, 779 (1968).
- [73] L. Schlessinger and J. Wright, *Phys. Rev. A* **20**, 1934 (1979).
- [74] G. J. Pert, *Phys. Rev. E* **51**, 4778 (1995).
- [75] G. Shvets and N. J. Fisch, *Phys. Plasmas* **4**, 428 (1997).
- [76] A. A. Balakin and G. M. Fraiman, *J. Exp. Theor. Phys.* **93**, 695 (2001).
- [77] A. Brantov, W. Rozmus, R. Sydora, C. E. Capjack, V. Y. Bychenkov, and V. T. Tikhonchuk, *Phys. Plasmas* **10**, 3385 (2003).
- [78] J. H. Krolik and T. R. Kallman, *Astrophys. J.* **286**, 366 (1984).
- [79] A. A. Mihajlov, V. A. Srećković, and N. M. Sakan, *J. Astrophys. Astron.* **36**, 0 (2015).
- [80] N. Itoh, M. Nakagawa, and Y. Kohyama, *Astrophys. J.* **294**, 17 (1985).
- [81] M. S. Dimitrijević, V. A. Srećković, N. M. Sakan, N. N. Bezuglov, and A. N. Klyucharev, *Geomagn. Aeron.* **58**, 1067 (2018).
- [82] S. Nozawa, N. Itoh, and Y. Kohyama, *Astrophys. J.* **507**, 530 (1998).
- [83] N. Itoh, T. Sakamoto, S. Kusano, S. Nozawa, and Y. Kohyama, *Astrophys. J., Suppl. Ser.* **128**, 125 (2000).
- [84] N. Itoh, T. Sakamoto, S. Kusano, Y. Kawana, and S. Nozawa, *Astron. Astrophys.* **382**, 722 (2002).
- [85] Y. Uchiyama, T. Takahashi, F. A. Aharonian, and J. R. Mattox, *Astrophys. J.* **571**, 866 (2002).
- [86] J. Vink, *Astron. Astrophys.* **486**, 837 (2008).
- [87] J. Fang and L. Zhang, *Mon. Not. R. Astron. Soc.* **384**, 1119 (2008).
- [88] A. B. Langdon, *Phys. Rev. Lett.* **44**, 575 (1980).
- [89] J. P. Matte, M. Lamoureux, C. Moller, R. Y. Yin, J. Delettrez, J. Virmont, and T. W. Johnston, *Plasma Phys. Control. Fusion* **30**, 1665 (1988).
- [90] B. Dubroca, M. Tchong, P. Charrier, V. T. Tikhonchuk, and J.-P. Morreeuw, *Phys. Plasmas* **11**, 3830 (2004).
- [91] V. R. Munirov and N. J. Fisch, *Phys. Rev. E* **95**, 013205 (2017).
- [92] V. R. Munirov and N. J. Fisch, *Phys. Rev. E* **100**, 023202 (2019).
- [93] I. E. Ochs and N. J. Fisch, *Astrophys. J.* **905**, 13 (2020).
- [94] J. L. Shohet, *Phys. Fluids* **11**, 1065 (1968).
- [95] C. D. Dermer and R. Ramaty, *Astrophys. J.* **301**, 962 (1986).
- [96] G. Ferrante, M. Zarcone, and S. A. Uryupin, *Phys. Plasmas* **8**, 4745 (2001).
- [97] A. M. Massone, A. G. Emslie, E. P. Kontar, M. Piana, M. Prato, and J. C. Brown, *Astrophys. J.* **613**, 1233 (2004).
- [98] I. D. Oparin, Y. E. Charikov, E. P. Ovchinnikova, and A. N. Shabalin, *Geomagn. Aeron.* **60**, 889 (2020).
- [99] J. M. Dawson, *Advanced Fusion Reactors*, Lectures held at Nagoya, Japan, 20-22 Oct. 1982 (1983).
- [100] J. Davidson, H. Berg, M. Lowry, M. Dwarakanath, A. Sierk, and P. Batay-Csorba, *Nucl. Phys. A* **315**, 253

- (1979).
- [101] S. E. Wurzel and S. C. Hsu, *Phys. Plasmas* **29**, 062103 (2022).
- [102] T. H. Rider, *Phys. Plasmas* **2**, 1853 (1995).
- [103] T. H. Rider, *Phys. Plasmas* **4**, 1039 (1997).
- [104] W. M. Nevins, *J. Fusion Energy* **17**, 25 (1998).
- [105] M. H. Sikora and H. R. Weller, *J. Fusion Energy* **35**, 538 (2016).
- [106] N. J. Fisch and J.-M. Rax, *Phys. Rev. Lett.* **69**, 612 (1992).
- [107] N. Fisch and J.-M. Rax, *Nucl. Fusion* **32**, 549 (1992).
- [108] M. J. Hay and N. J. Fisch, *Phys. Plasmas* **22**, 112116 (2015).
- [109] S. Putvinski, D. Ryutov, and P. Yushmanov, *Nucl. Fusion* **59**, 076018 (2019).
- [110] I. E. Ochs, E. J. Kolmes, M. E. Mlodik, T. Rubin, and N. J. Fisch, *Phys. Rev. E* **106**, 055215 (2022).
- [111] E. J. Kolmes, I. E. Ochs, and N. J. Fisch, *Phys. Plasmas* **29**, 110701 (2022).
- [112] Y. K. Kurilenkov, A. V. Oginov, V. P. Tarakanov, S. Y. Gus'kov, and I. S. Samoylov, *Phys. Rev. E* **103**, 043208 (2021).
- [113] E. J. Lerner, S. M. Hassan, I. Karamitsos-Zivkovic, and R. Fritsch, *J. Fusion Energy* **42**, 7 (2023).
- [114] R. M. Magee, K. Ogawa, T. Tajima, I. Allfrey, H. Gota, P. McCarroll, S. Ohdachi, M. Isobe, S. Kamio, V. Klumper, H. Nuga, M. Shoji, S. Ziaei, M. W. Binderbauer, and M. Osakabe, *Nat. Commun.* **14**, 955 (2023).
- [115] V. S. Belyaev, A. P. Matafonov, V. I. Vinogradov, V. P. Krainov, V. S. Lisitsa, A. S. Roussetski, G. N. Ignatyev, and V. P. Andrianov, *Phys. Rev. E* **72**, 026406 (2005).
- [116] M. Kouhi, M. Ghoranneviss, B. Malekynia, H. Hora, G. Miley, A. Sari, N. Azizi, and S. Razavipour, *Laser Part. Beams* **29**, 125 (2011).
- [117] A. Picciotto, D. Margarone, A. Velyhan, P. Bellutti, J. Krasa, A. Szydlowsky, G. Bertuccio, Y. Shi, A. Mangione, J. Prokupek, A. Malinowska, E. Krousky, J. Ullschmied, L. Laska, M. Kucharik, and G. Korn, *Phys. Rev. X* **4**, 031030 (2014).
- [118] H. Hora, G. Korn, L. Giuffrida, D. Margarone, A. Picciotto, J. Krasa, K. Jungwirth, J. Ullschmied, P. Lalouis, S. Eliezer, and et al., *Laser Part. Beams* **33**, 607 (2015).
- [119] S. Eliezer, H. Hora, G. Korn, N. Nissim, and J. M. Martinez Val, *Phys. Plasmas* **23**, 050704 (2016).
- [120] C. Labaune, C. Baccou, V. Yahia, C. Neuville, and J. Rafelski, *Sci. Rep.* **6**, 21202 (2016).
- [121] H. Hora, S. Eliezer, G. Kirchhoff, N. Nissim, J. Wang, P. Lalouis, Y. Xu, G. Miley, J. Martinez-Val, W. McKenzie, and et al., *Laser Part. Beams* **35**, 730 (2017).
- [122] H. Ruhl and G. Korn, A laser-driven mixed fuel nuclear fusion micro-reactor concept (2022), [arXiv:2202.03170 \[physics.plasm-ph\]](https://arxiv.org/abs/2202.03170).
- [123] H. Ruhl and G. Korn, High current ionic flows via ultra-fast lasers for fusion applications (2022), [arXiv:2212.12941 \[physics.acc-ph\]](https://arxiv.org/abs/2212.12941).
- [124] M. E. Mlodik, V. R. Munirov, T. Rubin, and N. J. Fisch, Sensitivity of synchrotron radiation to the superthermal electron population in mildly relativistic plasma (2022), [arXiv:2212.14455 \[physics.plasm-ph\]](https://arxiv.org/abs/2212.14455).
- [125] W.-J. Chen, N. Kawai, T. Kawamura, T. Maegauchi, and H. Narumi, *J. Phys. Soc. Jpn.* **51**, 1620 (1982).
- [126] S. Nozawa, K. Takahashi, Y. Kohyama, and N. Itoh, *Astron. Astrophys.* **499**, 661 (2009).
- [127] Y. Jung, *Phys. Plasmas* **1**, 785 (1994).
- [128] G. Elwert, *Ann. Phys. (Berl.)* **426**, 178 (1939).
- [129] M. S. Maxon and E. G. Corman, *Phys. Rev.* **163**, 156 (1967).
- [130] E. Haug, *Sol. Phys.* **178**, 341 (1998).
- [131] I. E. Ochs, V. R. Munirov, and N. J. Fisch, Confinement time and ambipolar potential in a relativistic mirror-confined plasma (2023), [arXiv:2302.12346 \[physics.plasm-ph\]](https://arxiv.org/abs/2302.12346).