

Polarity based Sarcasm Detection using Semigraph

Swapnil Mane · Vaibhav Khatavkar

the date of receipt and acceptance should be inserted later

Abstract Sarcasm is an advanced linguistic expression often found on various online platforms. Sarcasm detection is challenging in natural language processing tasks that affect sentiment analysis. This article presents the inventive method of the semigraph, including semigraph construction and sarcasm detection processes. A variation of the semigraph is suggested in the pattern-relatedness of the text document. The proposed method is to obtain the sarcastic and non-sarcastic polarity scores of a document using a semigraph. The sarcastic polarity score represents the possibility that a document will become sarcastic. Sarcasm is detected based on the polarity scoring model. The performance of the proposed model enhances the existing prior art approach to sarcasm detection. In the Amazon product review, the model achieved the accuracy, recall, and f-measure of 0.87, 0.79, and 0.83, respectively.

Keywords Text Classification · Statistical Method · Semigraph · Sarcasm Detection

1 Introduction

With the increasing development and awareness of e-commerce technologies, several users would like to buy on various e-commerce platforms. With offline searching in physical stores, users will suggest any time and place and do not need to be compelled to seem ahead

S. Mane
College of Engineering Pune,
Maharashtra, India 411005
E-mail: maness19.comp@coep.ac.in

V. Khatavkar
College of Engineering Pune,
Maharashtra, India 411005

to the weekend to travel shopping, saving time and effort. In e-commerce data, various problems have limited their practical application. For large-scale review data, the computation efficiency is less, and vast increasing reviews and occurrences of multiple domains have degraded the learning rate. [1] For continuous learning, Naive Bayes is efficient, and after tuning the hyperparameter of Naive Bayes, the capacity of better learning performance and efficiency for different domains. The Internet currently produces enormous subjective text data generated by users containing the user's sentiment and opinion. E-commerce environments that use the reputation for each product are closely related to sentiment and opinion mining.

In online interaction on various platforms, users have used sarcastic text data in a nominal text expression. Sarcasm is "the activity of saying or writing the opposite of what you mean, or of speaking in a way intended to make someone else feel stupid or show them that you are angry". The manual hand-operated reading and summarizing the text content with analyzing the sarcasm then their sentiment and opinion is an extensive and critical task for massive text data. Identifying sarcasm in a huge text corpus is vital even for humans. Hence, natural language processing is an essential technique for automatically identifying sarcastic sentences. As an imperative research direction, sarcasm detection in review text has drawn countless attention within the field of language processing [2] [3] [4] [5]. Enormous users posted their textual reviews on e-commerce sites. Some of the users have expressed their feelings in sarcastic utterances. So, it fails to extract the actual sentiment of the user for improving the quality of service or product.

In recent years, deep learning methods using artificial neural networks have also been successfully used

for sarcastic product review classification. The Results obtained by neural networks are quite inexplicable. Getting feature pattern relatedness using semigraph is extensively effective for text data. [6] As the product reviews are mostly the combination of sarcastic and non-sarcastic sentences. Therefore, Analyzing the polarization of sarcasm in a review is necessary to know how the reviews are likely to be sarcastic or non-sarcastic. Therefore, this paper focuses on simple polarity-based sarcasm detection, using semigraph for reviews in e-commerce platforms. Semigraph is an ability to learn from multiple domains continuously. Consider the most effective features and extract their association. In graph $G (v, e)$ edge (e) represents the associations and features are represented by vertices (v). The experimental results prove this graph-based sarcasm detection model is effective for e-commerce product review data. The remainder of the paper is divided into the following four parts: Section 2 covers the review work related to e-commerce product reviews, the text exploration and text summarization using the graph, sarcasm importance in the sentiment of reviews, and sarcasm detection research. Section 3 describes the proposed framework for polarity-based sarcasm detection using semigraph, including feature extraction. Section 4 evaluates the results of the model. Finally, in section 5, the research is concluded with directions for future work.

2 Background

E-commerce recommender systems are beneficial for customers to such likely products. Given the active and inactive customer recommender system for Amazon's fashion record, [7] is to a high degree curable than conventional recommendation systems using knowledge graphs and extension systems. The knowledge graph has discovered the potential relationships between products and customers. On a big scale, the E-commerce domain trust relationship has important role plays.

In the text summarization, silence identification is a critical task. [8] By using connectivity matrix with a cosine similarity of sentences is used as an adjacency matrix for identifying the silences in the text. This text summarization with LexRank is more effective than other methods, including DUC 2004. Text Summarization can be characterized by the kind of summary: extractive and abstractive. [9] Extract the abstract summary using a large semantic graph. The abstract summary was extracted after the reductive semantic graph reduced the original text to fifty percent of the text. [10] Abstract text extraction from a large set of information with a template and question and answer to obtain a personalized summary using a knowledge graph.

Knowledge graph-based sequence-to-sequence extractive summarization is better than traditional methods. [11] Developed an effective text summarization method using graphs. In graph vertex as sentence and edge between the vertices the cosine similarity of sentences from this sparse matrix is generated, and the matrix is separated in different clusters. Sentences in the same cluster are like each other, and their dissimilarity represses sentences in different clusters.

Opinion mining and Sentiment analysis are confusing in the case of sarcasm occurrences in the sentences. Several studies on sarcasm detection have focused on the contents of expression by excluding contextual information. [12] For sarcasm detection with the sentiment, context-based features have been developed based on combining BERT feature, sentiment related, syntactic, and GloVe embedding. Combining sentiment lexicon and deep learning technology is effective for sentiment analysis of Chinese language e-commerce product review. Sentiment polarization of Amazon product feedback is held by Support Vector Machine (SVM) with a high accuracy rate [13].

A common form of sarcasm occurs in Twitter that contains positive sentiment with a negative situation and vice versa, i.e., contrast. [14] To keep the link between the information, there is a need to develop a graph based database in which information retrieval would be done using the link in between. So, the prepared system makes use of a knowledge graph to design such a graph-based database. Sarcastic sentences contain incongruity information, and compositional information is used to differentiate non-sarcastic sentences from sarcastic sentences. [3] The self-matching network is the finest way to capture incongruity information with the BiLSTM network to retain compositional information. Sarcasm is majorly affected in automatic sentiment extraction. [5] developed a hybrid attention-based Long short-term memory (HA-LSTM) network to detect sarcasm in sentences. The HA-LSTM model differs from the traditional LSTM neural network model, which has sixteen different linguistic features in a hidden layer. [15] Observed the behavior of the eye when reading the non-sarcastic and sarcastic text content. Based on observations, the extraction of traditional linguistic and stylistic features is sufficient for statistical sarcasm. Sarcasm is used for a variety of reasons, such as derision or criticism, even for people who are also crucial to understanding sarcasm in sentences. [16] Sarcastic tweets are identified using a pattern-based method, and this is a way of collecting syntactic data related to sarcasm.

3 Proposed Framework

3.1 Data

An important part of text classification is obtaining quality data, which is difficult for ironic texts. It is usually necessary to record data, which is a tedious task manually. Amazon is an online retail company that sells old and new products. Handicrafts and renovations of various products. The Amazon Corpus contains product reviews published on www.Amazon.com. Each level contains title, level (min 1 star, max 5 stars), release date, product name, author, and level text. The maximum score is 5,000 words. However, Amazon recommends that, ideally, the review text should be 75 to 500 words, but not less than 20 words.

For the detection of sarcasm, this article considered the amazon product review. [17] collected regular and sarcastic Amazon product reviews while performing qualitative and quantitative analysis of the corpus. Most ironic reviews are only rated 1 star, while non-sarcasm reviews are usually positive. Table 1 explores the amazon product review dataset used in this experimental method for sarcasm detection to improve product qualities and reduce misunderstanding.

		Ratings				
		1*	2*	3*	4*	5*
Ironic	437	262	27	20	14	114
Regular	817	64	17	35	96	605

Table 1 Shows the distribution of ratings among the displayed reviews

3.2 Data preprocessing

Ecommerce reviews have a lot of noise, including misspellings, nonstandard words, style words, short words, and repetitive words. As the noise increases, the detection accuracy deteriorates [18]. The presence of noisy textual content may also cause dispersion once an equivalent feature is treated as a distinct feature which reduces overall performance while constructing a [19] classifier. The appropriate dictionary is used to correct misspelled words.

In this work, the data preprocessing excludes the special symbol, considering POS tags and resolving the documents' coreferences. The coreference resolution is a crucial task for linking the sentences to each other. The coreference resolution is to find all related expressions or refer to the same entity in a document. Consider the

example of the correlation resolution is "Joe is a talented man, he knows everything about any problem." After the correspondence resolution, the document is "Joe is a talented man, Joe knows everything about any problem." Therefore, applying coreference resolution is efficient for sarcastic pattern analyzing and converting documents into the actual response.

3.3 Features Extraction

In NLP text exploration, four categories are considered: lexical, hyperbolic, syntactic, and pragmatic [20]. It's used as a result of the flexibility to detect sarcasm has been improved compared to the comparison mechanism. The results of this module are a set of feature vectors, and every feature vector consists of the weight of every document with the various corresponding features. Several researchers have used this feature to boost the accuracy of sarcasm detection.

3.3.1 Lexical Feature

The lexical features are words of the bigram, trigram, etc. The lexical features are the word-wise pattern occurring in the data, and it includes the text properties. This feature consists of textual content properties consisting of unigram, bigram, n-grams, skip-grams. For this experimental model, the bigram and trigram lexical features are considered, giving a more frequent lexical pattern in these features.

The following equation calculates the weights of bigram and trigram for each training document concerning their class.

Bigram weight for a document with respective their class:

$$\sum_{i=1}^n \left(\frac{A_i}{T_{bi}} \right) \quad (1)$$

Where,

A is total No. of occurrences of bigram of a review in respective sarcastic/Non-sarcastic reviews. T_{bi} is total No. of occurrences of all bigram in corpus. The tri-gram weight for a document with respective their class is:

$$\sum_{i=1}^n \left(\frac{A_i}{T_{tri}} \right) \quad (2)$$

Where,

A = Total No. of occurrences of trigram of a review in respective sarcastic/Non-sarcastic reviews. T_{tri} = Total No. of Occurances of all trigram in corpus.

3.3.2 Syntactic Feature

Syntactic features present a crucial task in giving knowledge regarding the descriptive linguistics composition of texts. This experiment uses the standard features syntactic as tags, part of Speech (POS), and uses a word tag combination illustration, corresponding to descriptive linguistics selection. It's been shown to enhance text classification performance corresponding to utilizing tags or words solely [21]. syntactic features contain repeated distributions of morphosyntactic patterns (Blending of morphology and syntax). Syntax-relevant features are referred to as morphosyntactic features, consisting of POS tags and temporal imbalance. Syntactic features are POS wise gram, i.e., POS bigram, POS trigram, etc. This syntactic feature gives the various POS patterns from textual data. Also, it gives recurrent sequences of morphosyntactic patterns. Morphosyntactic patterns are nothing but a blending of syntax and morphology. Morphosyntactic suggests that the features are relevant to syntax. POS bigram and trigrams are considered for sarcasm from syntactic features, and it gives more information essential for sarcastic identification.

The following equation calculates POS bigram and trigram weight for each training document concerning their class.

POS bigram weight for a document with respective their class:

$$\sum_{i=1}^n \left(\frac{A_i}{T_{POSbi_i}} \right) \quad (3)$$

Where,

A = Total No. of occurrences of POS tags bigram of a review in respective sarcastic/Non-sarcastic reviews.

T_{POSbi_i} = Total No. of Occurances of POS tags all bigram in corpus.

POS trigram weight for a document with respective their class:

$$\sum_{i=1}^n \left(\frac{A_i}{T_{POStri_i}} \right) \quad (4)$$

Where,

A = Total No. of occurrences of POS tags trigram of a review in respective sarcastic/Non-sarcastic reviews.

T_{POStri_i} = Total No. of Occurances of all POS tags trigram in corpus.

3.3.3 Hyperbole Feature

In sarcasm detection, hyperbolic features perform a crucial role, an exaggeration of the figure of speech. Text

properties that admire intensifiers, interjection, quotation marks, punctuation, etc., are hyperbole. Many researchers use this feature to improve their work performance. The gap between the intended meaning and its literal meaning is difficult to analyze in the context of sarcasm. [22] Features for sarcasm detection is that the hyperbolic base carries the intensifier and interjections of the text. The hyperbolic features-based sarcasm detection method gives effective performance for various traditional machine learning algorithms. Hyperbolic features [23] play an essential role in sarcasm detection. Hyperbolic features will use this to exaggerate the thing as a figure of speech. The quotes, intensifier, interjection, punctuation, etc., are the text properties that are called hyperbole. For this experimental model, the intensifier and interjection hyperbolic features are considered. These hyperbolic features provide a user-feeling exaggerated pattern for product reviews.

The following equation is used to calculate the intensifier and interjection weights for each training document concerning their class.

Intensifier weight for a document with respective their label:

$$\sum_{i=1}^n \left(\frac{A_i}{T_{intensifier_i}} \right) \quad (5)$$

Where,

A = Total No. of occurrences of intensifier of a document/review in respective sarcastic/Non-sarcastic reviews.

$T_{intensifier}$ = Total No. of occurrences of all intensifier in corpus
Intensifier = Adverb followed by Adjective.

Interjection weight for a document with respective their label:

$$\sum_{i=1}^n \left(\frac{A_i}{T_{intr_i}} \right) \quad (6)$$

Where,

A = Total No. of occurrences of interjection of a document/review in respective sarcastic/Non-sarcastic reviews.

T_{intr} = Total No. of Occurances of all interjection in corpus.

Interjection = Words have their POS tag is 'INTJ' like Oh well, oh no.

3.3.4 Pragmatic Feature

It is believed that pragmatic features include sentences that contain sarcasm [24]. Emojis, important punctuation marks, hashtags (#), and recurrent words are examples of pragmatic features. Punctuation is considered

a pragmatic feature because of its ability to point sarcasm rather than sentence segmentation [25]. For example, many instances of punctuation marks are usually sarcasm marks (review) in the text. The punctuation marks included in this frame are the question mark (?), an exclamation mark (!), and quotation marks (" "). Hashtags (#) were also considered as it's far usually used to signify the presence of sarcasm [26]. The experimental method will consider pragmatic features as punctuations mark data (!"?.).

The following equation is used to calculate the punctuation weights for each training document concerning their class.

Punctuation weight for a document with respective their class:

$$\sum_{i=1}^n \left(\frac{A_i}{T_{punct_i}} \right) \quad (7)$$

Where,

A = Total No. of occurrences of punctuation marks of a review in respective sarcastic/Non-sarcastic reviews.

T_{punct} = Total No. of Occurances of all punctuation marks in corpus.

The four features are lexical, syntactic, hyperbole, and pragmatic. Document scoring depends on these four features that are pattern-based information for identifying the sarcastic document. When calculating the polarity score of the test document, the test document's score is based on these features and their weight of respective documents. This feature gives essential aspects for sarcasm identification. Therefore, this paper attempt is made for sarcasm identifying four features as lexical, syntactic, hyperbole, and pragmatic are the most preferred features extracted from each document.

In the proposed system, it has separated the documents into train and test strategies. The weight and set of feature patterns are stored for only train documents. Features are organized as follows: bigram F_1 , trigram F_2 , POS tags bigram F_3 , POS tags trigram F_4 , intensifier F_5 , interjection F_6 , and punctuation-related F_7 . Lexical weights are calculated using the lexical pattern in the document considering all linguistic patterns in the whole corpus. In syntactic features, the speech (POS) pattern represents the basic patterns for identifying the sarcasm. Hyperbolic features are the occurrence of a pattern of adjectives followed by adverbs and interjection words. Pragmatic features are the occurrence of each pattern of punctuation marks with a respective document. Fig. 1 shows distributions of the weights of each feature with respective sample documents, as high occurrences of pattern in the bigram, trigram, syntactic bigram, and syntactic trigram. In

Algorithm 1: Weight calculation of feature

```

1 Input The set of train documents 'Docs' with labels
   'L'.  $Docs = \{(d_1, L_1), (d_2, L_2), \dots\}$ . The document
   is about of sentences for each document
    $d = \{S_1, S_2, \dots\}$ 
2 Output di.bigram_weight, di.trigram_weight,
   di.POS_bigram_weight, di.POS_trigram_weight,
   di.intensifier_weight, di.interjection_weight,
   di.punctuation_weight
3 Procedure Obtain_feature_weight(Docs)
4  $T_{bi}$  = Total no. of occurrence of all bigrams in the
   training corpus.
5  $T_{tri}$  = Total no. of occurrence of all trigram in the
   training corpus.
6  $T_{POSbi}$  = Total no. of occurrence of all POS
   bigrams in the training corpus.
7  $T_{POSTri}$  = Total no. of occurrence of all POS
   trigrams in the training corpus.
8  $T_{intensifier}$  = Total no. of occurrence of an
   adjective followed by adverb in the training corpus.
9  $T_{interjection}$  = Total no. of occurrence of all
   interjection (INTJ) words in the training corpus.
10  $T_{punctuation}$  = Total no. of occurrence of all
   punctuation marks in the training corpus.
11 for  $d, L$  in Docs do
12   /* Bigram weight calculation */
13   set_bigram = set(bigram(d))
14   for  $bi$  in set_bigram do
15     n_bi = occurrence of bi in all L labeled d
16     l_bi = list(n_bi / T_bi)
17   /* Trigram weight calculation */
18   set_trigram = set(trigram(d))
19   for  $tri$  in set_trigram do
20     n_tri = occurrence of tri in all L labeled d
21     l_tri = list(n_tri / T_tri)
22   /* POS bigram weight calculation */
23   set_POSbi = set(POSbigram(d))
24   for  $bi$  in set_POSbi do
25     n_POSbi = occurrence of bi in all L labeled d
26     l_POSbi = list(n_POSbi / T_POSbi)
27   /* POS trigram weight calculation */
28   set_POSTri = set(POSTrigram(d))
29   for  $tri$  in set_POSTri do
30     n_POSTri = occurrence of tri in all L labeled d
31     l_POSTri = list(n_POSTri / T_POSTri)
32   /* Intensifier weight calculation */
33   set_intensifier = set(Intensifier(d))
34   for  $intens$  in set_intensifier do
35     n_intensifier = occurrence of intens in all L
36     labeled d
37     l_intensifier = list(n_intensifier /
38       T_intensifier)
39   /* Interjection weight calculation */
40   set_interjection = set(interjection(d))
41   for  $intj$  in set_interjection do
42     n_interjection = occurrence of intj in all L
43     labeled d
44     l_interjection = list(n_interjection /
45       T_interjection)
46   /* Punctuation weight calculation */
47   set_punctuation = set(punctuation(d))
48   for  $punct$  in set_punctuation do
49     n_punctuation = occurrence of punct in all L
50     labeled d
51     l_punctuation = list(n_punctuation /
52       T_punctuation)

```

pragmatic weight distribution, plot patterns occurred distinctly for sarcastic and non-sarcastic reviews.

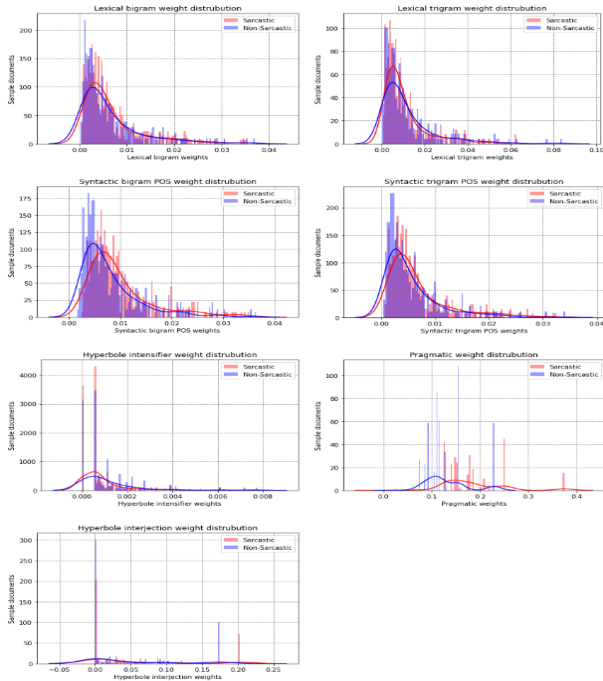


Fig. 1 Distributions of the weights of each feature with respective sample documents

3.4 Semigraph based Sarcasm Detection Model

This section presents using a semigraph, polarity-based sarcasm detection. The structure of the proposed system is shown in Fig. 2. The proposed technique involves the subsequent steps.

1. The system takes supervised amazon product text reviews as input. Input will be regularly pre-processed. After that, input documents will forward to co-reference resolution.
2. The four features are used for constructing the semigraph. Features represent the distinct knowledgeable patterns of sarcastic documents. In each node of the semigraph, there are two things, i.e., weight and pattern set of each feature.
3. Draw a weighted edge between the test document semigraph and sarcastic or non-sarcastic document semigraph. The detailed information of inserting weighted edges is semigraph in Algorithm 2.
4. The pattern association score is applied to determine the document polarity score.
5. For each test document, the model will calculate a sarcastic and non-sarcastic polarity score.

6. Analyze the polarity score and detect if the document is sarcastic or not.

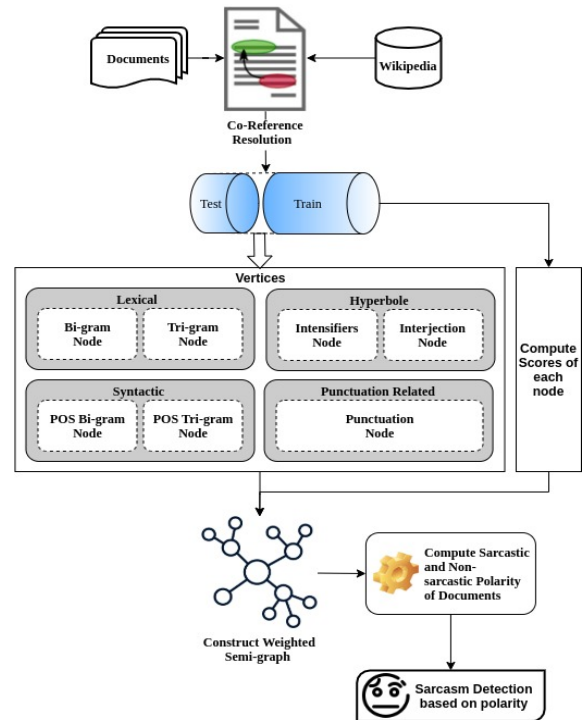


Fig. 2 Proposed system architecture.

[27] presented the semigraph as a new type of a natural generalization of graphs and has a special deal with parallels of a vast number of graph concepts to semigraph along with opening up more scopes for application of graph theory. In this section, semigraph basic concepts are reviewed. [28] deal with the determination of genus, a topological invariant for different types of semigraphs on a compact orientable 2-manifold surface.

3.4.1 Definition 1: Semigraph

Graph G is the associate ordered pair (V, X) of the node and edge respective semigraph. I.e., the vertex of the semigraph is V , and the edges (n -tuples) of the semigraph are X . The vertices and edges in the G are distinct, for various n satisfying the following condition: (n at least 2)

1. (*Semigraph1*)– In the graph, any two edges have a common vertex.
2. (*Semigraph2*)– Two edges (u_1, u_2, \dots, u_p) and (v_1, v_2, \dots, v_q) are considered to be equal if
 - (a) $p = q$ and
 - (b) either $u_i = v_i$ for $i = 1, 2, \dots, p$; or $u_i = v_{p+1-i}$, for $i = 1, 2, \dots, p$.

Clearly the age (u_1, u_2, \dots, u_q) is the same as $(u_q, u_{q-1}, \dots, u_1)$. For the edge $e = (u_1, u_2, \dots, u_p), u_1$ and u_p are called the end and vertices of e , and

$(u_2, u_3, \dots, u_{p-1})$

are called the middle vertices of e .

Example

In Fig. 3 a semigraph $G(V, X)$ where $V = v_1, v_2, \dots, v_8$, $X = (v_1, v_2, v_3), (v_1, v_5, v_7), (v_1, v_5, v_6), (v_6, v_4, v_5, v_7), (v_6, v_7), (v_2, v_5)$. In G , vertices v_1, v_3, v_6, v_7 are the end vertices; v_5 is a center vertex, v_2 and v_5 are the middle-end vertices and v_8 is an isolated vertex.

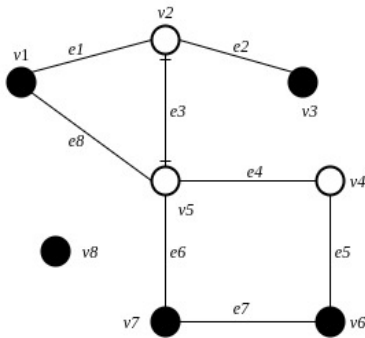


Fig. 3 Semigraph example

In semi-graph, it inserted the patterns in the node with some weight, which returns the knowledgeable information from that graph. So, a semi-graph can be called a knowledge semi-graph.

3.4.2 Definition 2: Uniform semi-graph

If there is an equal number of vertices to each edge in graph G , semigraph $G(V, X)$ is termed a uniform semigraph. If the edge has more than two vertices, this edge is semiedge. The semigraph graphical edge is the edge that has only two vertices. After attaching each vertex to the weight, the graph becomes a weighted semigraph. Building a semigraph for unspecified data desires a distinct node representing one node for each document. In this proposed method, four features including their sub features total seven features are used that represent the knowledgeable sarcastic pattern. Construct a weighted semigraph using seven features. The weight of each feature is attached to each vertex. Each document has a semiedge having seven features as a vertex. The seven features are defined with a corresponding weight attached to them, and these features are elaborate in the above section. And Algorithm 1 gives F_{ij} weights and their procedure to obtain them.

Assuming the dataset contains n documents, $G(V, X)$ is a weighted semigraph wherever the $V(\text{vertices}) = F_{ij} || i = 1, 2, 3, \dots, 7$ and $j = 1, 2, 3, \dots, n$ and $X(\text{edges}) = E_j = (F_{1j}, F_{2j}, F_{3j}, F_{4j}, F_{5j}, F_{6j}, F_{7j}) || j = 1, 2, 3, 4, \dots, n$, hence the vertex of F_{ij} is the i th feature of the j th document. In the concept of semigraph, the multiple vertices have been assumed as one vertex. In the semigraph, between F_i are the semiedges, and the edges are null weighted edges. The system has created three distinct semigraphs for sarcastic train documents, non-sarcastic train documents, and unknown test documents. These graphs are created using seven features as mentioned in Algorithm 1. For sarcastic and non-sarcastic document graphs, the system uses features as weight and sets (bunch of patterns) of features with respective documents. As in the test document graph, there are only sets of features, not the feature weight. After maintaining the three graphs:

1. The model needs to combine all three graphs.
2. Analyze each set of features of the vertex of the test document semigraph.
3. Suppose the number of set items matched to any of the feature sets of sarcastic or non-sarcastic semigraph, then insert edge between them.

The newly added edge will be the graphical edge of the semigraph. The weight of an edge is multiplication, the number of matched patterns and a vertex's weight. The vertex weight is the weight of the individual pattern weight inside the vertex feature. The inserted edge weight represents the relatedness between the two connected vertices. The combinations of three graphs as sarcastic, non-sarcastic and test document semigraph are shown in Fig. 4.

The algorithm of construction of weighted semigraph is given in Algorithm 2.

1. For calculating the sarcastic weight of the test document: Only consider those edges that are connected with the sarcastic semigraph vertex. Degree of each vertex and summation edge weight.

Sarcastic weight:

$$\sum_{i=1, j=1}^{7, n} (d_{ij} \times \sum_{k=1}^m e_{ijk}) \quad (8)$$

2. For calculating the Non-sarcastic weight of the test document: Only consider those edges that are connected with the non-sarcastic semigraph vertex. Degree of each vertex and summation edge weight
- Non-Sarcastic weight:

$$\sum_{i=1, j=1}^{7, n} (d_{ij} \times \sum_{k=1}^m e_{ijk}) \quad (9)$$

Algorithm 2: Construct weighted semigraph

```

1 Input Set of train documents 'Docs' with labels 'L'.
   Set of test documents Dt, Docs :
    $\{(d_1, L_1), (d_2, L_2), \dots\}$ ; Document is set of
   sentences; Document  $d = \{S_1, S_2, \dots\}$  set_bigram,
   set_trigram, set_POS_bigram, set_POS_trigram,
   set_intensifier, set_interjection, set_punctuation and
   bigram_weight, trigram_weight,
   POS_bigram_weight, POS_trigram_weight,
   intensifier_weight, interjection_weight,
   punctuation_weight
2 Output  $G(V, E)$ 
3 Procedure Weighted semigraph construction (Docs)
4  $T_{bi}$  = Total no. of occurrence of all bigrams in the
   training corpus.
5  $T_{tri}$  = Total no. of occurrence of all trigram in the
   training corpus.
6  $T_{POSbi}$  = Total no. of occurrence of all POS
   bigrams in the training corpus.
7  $T_{POSTri}$  = Total no. of occurrence of all POS
   trigrams in the training corpus.
8  $T_{intensifier}$  = Total no. of occurrence of an
   adjective followed by adverb in the training corpus.
9  $T_{interjection}$  = Total no. of occurrence of all
   interjection (INTJ) words in the training corpus.
10  $T_{punctuation}$  = Total no. of occurrence of all
   punctuation marks in the training corpus.
11  $i, p = \{1, 2, 3, 4\}$   $j, q = \{1, 2, 3, \dots\}$ 
12 for  $d, L$  in Docs do
13   if  $L$  is 'sarcastic' then
14     /* semigraph for sarcastic documents */
15      $sV1j = (\text{set\_bigram}, \text{bigram\_weight})$ 
16      $sV2j = (\text{set\_trigram}, \text{trigram\_weight})$ 
17      $sV3j = (\text{set\_POS\_bigram},$ 
18              $\text{POS\_bigram\_weight})$ 
19      $sV4j = (\text{set\_POS\_trigram},$ 
20              $\text{POS\_trigram\_weight})$ 
21      $sV5j = (\text{set\_intensifier}, \text{intensifier\_weight})$ 
22      $sV6j = (\text{set\_interjection}, \text{interjection\_weight})$ 
23      $sV7j = (\text{set\_punctuation},$ 
24              $\text{punctuation\_weight})$ 
25      $sG = (sV1j, sV2j, sV3j, sV4j, sV5j, sV6j,$ 
26            $sV7j)$ 
27     Select  $sVij, sVpq$  belong  $V$  where  $j=q$ 
28     Join  $(sVij, sVpq)$  with null edge /* self
29     semigraph (Null or No weight) */
30   if  $L$  is 'non-sarcastic' then
31     /* semigraph for non-sarcastic documents */
32      $nV1j = (\text{set\_bigram}, \text{bigram\_weight})$ 
33      $nV2j = (\text{set\_trigram}, \text{trigram\_weight})$ 
34      $nV3j = (\text{set\_POS\_bigram},$ 
35              $\text{POS\_bigram\_weight})$ 
36      $nV4j = (\text{set\_POS\_trigram},$ 
37              $\text{POS\_trigram\_weight})$ 
38      $nV5j = (\text{set\_intensifier}, \text{intensifier\_weight})$ 
39      $nV6j = (\text{set\_interjection}, \text{interjection\_weight})$ 
40      $nV7j = (\text{set\_punctuation},$ 
41              $\text{punctuation\_weight})$ 
42      $nG = (nV1j, nV2j, nV3j, nV4j, nV5j, nV6j,$ 
43            $nV7j)$ 
44     Select  $nVij, nVpq$  belong  $V$  where  $j=q$ 
45     Join  $(nVij, nVpq)$  with null edge /* self
46     semigraph (Null or No weight) */

```

```

38 for  $d$  in  $Dt$  do
39   /* semigraph for test documents with any weight
40   */
41    $tV1j = (\text{set\_bigram})$ 
42    $tV2j = (\text{set\_trigram})$ 
43    $tV3j = (\text{set\_POS\_bigram})$ 
44    $tV4j = (\text{set\_POS\_trigram})$ 
45    $tV5j = (\text{set\_intensifier})$ 
46    $tV6j = (\text{set\_interjection})$ 
47    $tV7j = (\text{set\_punctuation})$ 
48    $tG = (tV1j, tV2j, tV3j, tV4j, tV5j, tV6j, tV7j)$ 
49   Select  $tVij, tVpq$  belong  $V$  where  $j=q$ 
50   Join  $(tVij, tVpq)$  with null edge /* self
51   semigraph (Null or No weight) */
52  $G = \text{merge}(sG, nG \text{ and } tG)$ 
53 for  $tV$  in  $G(v)$  do
54   /* add weighted edge in semigraph */
55   for  $i$  in  $(1to8)$  do
56     for  $sV, nV$  in  $G(v)$  do
57       for  $j$  in  $(1to8)$  do
58         No_matched_pattern = No. of items
59         in Intersection of  $(tVi\_set, sVj\_set$  or
60          $nVj\_set)$ 
61         if  $No\_matched\_pattern > 0$  then
62           Join  $(tVi, sVj$  or  $nVj)$  with
63           weight =  $(sVj\_weight$  or
64            $nVj\_weight) \times$ 
65            $(No\_matched\_pattern)$ 
66 Return  $G(V, E)$ 

```

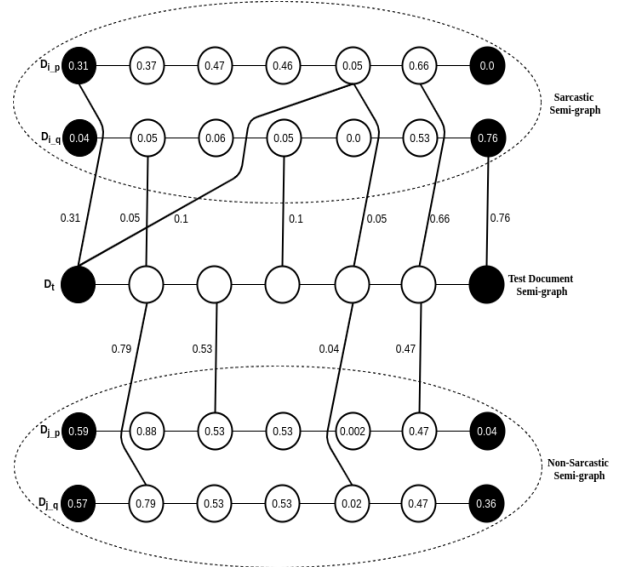


Fig. 4 Weighted knowledge semi-graph example

Table 2 Experiment evaluation metrics

Evaluation Metrics	Formula
Precision (sarcastic)	$= TP / TP+FP$ = Correctly predicted sarcastic reviews / Predicted sarcastic reviews.
Recall (sarcastic)	$= TP / TP+FN$ = Correctly predicted sarcastic reviews / Actual sarcastic reviews.
F measure (sarcastic)	$= 2*precision*recall / precision + recall$

Where,

d_{ij} is the degree of the F_{ij} of a knowledge semi-graph of a test document.

e_{ij} is the edge weight of connected edges to the F_{ij} of a knowledge semi-graph of test document.

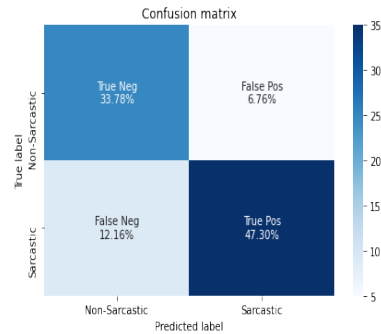
Fig. 4 shows the exact view of the weighted semigraph. For sarcasm detection, analyze the sarcastic and non-sarcastic scores of test documents. The score represents the polarity of the document in sarcasm and non-sarcasm. If the document’s sarcastic score is more excellent, then its polarity towards sarcasm is more. So, System detects that unknown document to a sarcastic document, otherwise vice versa.

4 Experimental Results and analysis

The metrics used for evaluation of model performance using accuracy, recall, precision, and f measure. With the confusion matrix, the model has accurately detected each class in percentage. Due to the imbalanced dataset of amazon product reviews, this experiment considers the precision, recall, and f measure only. The outline of each metrics is described in Table 2.

- The precision of sarcastic or non-sarcastic is the ratio of perfectly predicted sarcastic or non-sarcastic reviews and the total number of predicted sarcastic or non-sarcastic reviews.
- The precision of sarcastic or non-sarcastic is the ratio of perfectly predicted sarcastic or non-sarcastic reviews and the total number of actual sarcastic or non-sarcastic reviews.
- F measure is the harmonic mean of precision and recall, which is described below the table.

In Figure 5. The confusion matrix shows the distribution of the predicted test reviews considering the actual reviews in the respective classes in percent. The matrix gives how many reviews are detected as wrongly and correctly. The 6.76 % of reviews are non-sarcastic, but the system has detected sarcasm. 12.16 % of reviews are sarcastic, but the system has detected non-sarcastic, and the remaining reviews detected correctly.

**Fig. 5** Confusion matrix of predicted sarcastic and non-sarcastic classes

The performance of state-of-the-art machine learning techniques for sarcasm detection is compared with the proposed model shown in Table 3. The polarity-based sarcasm detection model using semigraph has proved to efficient than traditional machine learning techniques. Compared with the conventional machine learning algorithm, the proposed model improved the precision of 0.17 and recall is 0.03.

Table 3 Results comparison with traditional machine learning algorithms

	Precision	Recall	F measure
KNN	0.74	0.65	0.69
SVM	0.70	0.95	0.80
NB	0.71	0.75	0.73
Decision Tree	0.68	0.72	0.70
Random Forest	0.70	0.95	0.80
Proposed Method	0.87	0.79	0.83

[29] detects sarcasm reviews from amazon product reviews using traditional state-of-art methods from that sahil observed svm has higher accuracy than other methods. [30] categorize the errors that identify and make recommendations for addressing sarcasm issues in NLP systems in the future. [31] evaluated different classifiers for impact analysis of features , reaching an F1-measure of up to 74 % using logistic regression. The semigraph based proposed method has achieved better results than the recent work on amazon product review for sarcasm detection.

After analyzing the performance of traditional machine learning techniques and recent research in sarcasm detection for Amazon product reviews, this experimental model has been effectively improved and indicated the propensity of test reviews to be sarcastic and non-sarcastic based on the polarity score.

Table 4 Results comparison with recent research on amazon product review

	Precision	Recall	F measure
[29]	0.82	0.80	0.81
[30]	0.75	0.82	0.78
[31]	0.82	0.69	0.74
Proposed Method	0.87	0.79	0.83

5 Conclusion and future scope

In e-commerce portals, reviews are a fundamental aspect of improving their services and quality. Some of the users have given sarcastic reviews, so sentiment and opinion can be misleading. Most researchers in text summarization have used graphs to show the relationship between the sentences. Earlier in the text summarization, a vertex represents only one sentence. [6] proposed an extractive summarization using semigraph. Many vertices (many features of each document) can represent a single document. In this work, the semigraph is used for a multi-level relationship between the essential characteristics of the text document. The four features are extracted using the statistical method with respective pattern weights for each document. This method is also used for the continuous learning aspect. There is no need to retrain the model, just insert the semigraph of the corresponding training document into the constructed graph. Polarity-based sarcasm detection using semigraph is an innovative application. Sarcastic polarity score reviews likeliness sarcastic content and vice-versa based on this knowledge model has decided sarcastic reviews. The model performance for the Amazon Product Review dataset has been more effective than traditional machine learning techniques (KNN, SVM, Naive Bayes, Decision tree, and Random forest), also improved by 5 % precision and 2 % recall than recent research.

In the future to extend this proposed method for analyzing the actual sentiment of the sarcastic reviews. Two approaches are forefront first, considering only the sentiment and rating of the reviews, the review sentiment and rating are contrasted. Then, the sarcasm that has occurred in that case may consider the opposite sentiment of the sarcastic review. Another one is to translate sarcastic review to non-sarcastic review using contrast sentiment behavior in the sarcasm.

References

- Xu, Feng, Zhenchun Pan, and Rui Xia. "E-commerce product review sentiment classification based on a naive Bayes continuous learning framework." *Information Processing & Management* 57, no. 5 (2020): 102221.
- Kamal, Ashraf, and Muhammad Abulaish. "Cat-bigru: Convolution and attention with bi-directional gated recurrent unit for self-deprecating sarcasm detection." *Cognitive Computation* (2021): 1-19.
- Xiong, Tao, Peiran Zhang, Hongbo Zhu, and Yihui Yang. "Sarcasm detection with self-matching networks and low-rank bilinear pooling." In *The World Wide Web Conference*, pp. 2115-2124. 2019.
- Adarsh, M. J., and Pushpa Ravikumar. "Sarcasm detection in Text Data to bring out genuine sentiments for Sentimental Analysis." In *2019 1st International Conference on Advances in Information Technology (ICAIT)*, pp. 94-98. IEEE, 2019.
- Pandey, Rajnish, Abhinav Kumar, Jyoti Prakash Singh, and Sudhakar Tripathi. "Hybrid attention-based Long Short-Term Memory network for sarcasm identification." *Applied Soft Computing* 106 (2021): 107348.
- Sonawane, Sheetal, Parag Kulkarni, Charusheela Deshpande, and Bhagyashree Athawale. "Extractive summarization using semigraph (ESSg)." *Evolving Systems* 10, no. 3 (2019): 409-424.
- Yan, Cairong, Yizhou Chen, and Lingjie Zhou. "Differentiated fashion recommendation using knowledge graph and data augmentation." *Ieee Access* 7 (2019): 102239-102248.
- Erkan, Günes, and Dragomir R. Radev. "Lexrank: Graph-based lexical centrality as salience in text summarization." *Journal of artificial intelligence research* 22 (2004): 457-479.
- Moawad, Ibrahim F., and Mostafa Aref. "Semantic graph reduction approach for abstractive Text Summarization." In *2012 Seventh International Conference on Computer Engineering & Systems (ICCES)*, pp. 132-138. IEEE, 2012.
- Wu, Pin, Quan Zhou, Zhidan Lei, Wei Qiu, and Xiaoqiang Li. "Template oriented text summarization via knowledge graph." In *2018 International Conference on Audio, Language and Image Processing (ICALIP)*, pp. 79-83. IEEE, 2018.
- Mallick, Chirantana, Ajit Kumar Das, Madhurima Dutta, Asit Kumar Das, and Apurba Sarkar. "Graph-based text summarization using modified TextRank." In *Soft computing in data analytics*, pp. 137-146. Springer, Singapore, 2019.
- Eke, Christopher Ifeanyi, Azah Anir Norman, and Liyana Shuib. "Context-Based Feature Technique for Sarcasm Identification in Benchmark Datasets Using Deep Learning and BERT Model." *IEEE Access* 9 (2021): 48501-48518.
- Dey, Sanjay, Sarhan Wasif, Dhiman Sikder Tonmoy, Subrina Sultana, Jayjeet Sarkar, and Monisha Dey. "A comparative study of support vector machine and Naive Bayes classifier for sentiment analysis on Amazon product reviews." In *2020 International Conference on Contemporary Computing and Applications (IC3A)*, pp. 217-220. IEEE, 2020.
- Mital, P., Agrawal, S., Neti, B., Haribhakta, Y., Kamble, V., Bhattacharjee, K., Das, D., Mehta, S. and Kumar, A., 2018, September. Graph-based Question Answering System. In *2018 International Conference on Advances in Computing, Communications and Informatics (ICACCI)* (pp. 1798-1802). IEEE.
- Mishra, Abhijit, Diptesh Kanojia, Seema Nagar, Kuntal Dey, and Pushpak Bhattacharyya. "Harnessing cognitive features for sarcasm detection." *arXiv preprint arXiv:1701.05574* (2017).
- Bouazizi, Mondher, and Tomoaki Otsuki Ohtsuki. "A pattern-based approach for sarcasm detection on twitter." *IEEE Access* 4 (2016): 5477-5488.
- Filatova, E. (2012, May). Irony and Sarcasm: Corpus Generation and Analysis Using Crowdsourcing. In *Lrec* (pp. 392-398).

18. Agarwal, Sumeet, Shantanu Godbole, Diwakar Punjani, and Shourya Roy. "How much noise is too much: A study in automatic text classification." In Seventh IEEE International Conference on Data Mining (ICDM 2007), pp. 3-12. IEEE, 2007.
19. Forman, George. "Feature Selection for Text Classification." In Computational methods of feature selection, pp. 273-292. Chapman and Hall/CRC, 2007.
20. Suhaimin, Mohd Suhairi Md, Mohd Hanafi Ahmad Hijazi, Rayner Alfred, and Frans Coenen. "Natural language processing based features for sarcasm detection: An investigation using bilingual social media texts." In 2017 8th International conference on information technology (ICIT), pp. 703-709. IEEE, 2017.
21. Xia, Rui, and Chengqing Zong. "Exploring the use of word relation features for sentiment classification." In Coling 2010: Posters, pp. 1336-1344. 2010.
22. Bharti, Santosh Kumar, Reddy Naidu, and Korra Sathya Babu. "Hyperbolic feature-based sarcasm detection in tweets: a machine learning approach." In 2017 14th IEEE India Council International Conference (INDICON), pp. 1-6. IEEE, 2017.
23. Oraby, Shereen, Vrindavan Harrison, Lena Reed, Ernesto Hernandez, Ellen Riloff, and Marilyn Walker. "Creating and characterizing a diverse corpus of sarcasm in dialogue." arXiv preprint arXiv:1709.05404 (2017).
24. Teller, Virginia. "Speech and language processing: an introduction to natural language processing, computational linguistics, and speech recognition." (2000): 638-641.
25. Carvalho, Paula, Luís Sarmento, Mário J. Silva, and Eugénio De Oliveira. "Clues for detecting irony in user-generated contents: oh...!! it's" so easy";-." In Proceedings of the 1st international CIKM workshop on Topic-sentiment analysis for mass opinion, pp. 53-56. 2009.
26. Liebrecht, C. C., F. A. Kunneman, and A. P. J. van Den Bosch. "The perfect solution for detecting sarcasm in tweets# not." (2013).
27. Murugesan, N., and D. Narmatha. "A Study on-e Domination of Cartesian Product of a Class of Path Semigraphs." (2018).
28. Das, P., and Surajit Kr Nath. "The genus of semigraphs." International Journal of Mathematical Sciences and Engineering Applications 5 (2011).
29. Schwarz, Nicole. "A Deep Learning Model for Detecting Sarcasm in Written Product Reviews." (2019).
30. Parde, Natalie, and Rodney Nielsen. "Detecting sarcasm is extremely easy;-." In Proceedings of the workshop on computational semantics beyond events and roles, pp. 21-26. 2018.
31. Buschmeier, Konstantin, Philipp Cimiano, and Roman Klinger. "An impact analysis of features in a classification approach to irony detection in product reviews." In Proceedings of the 5th Workshop on Computational Approaches to Subjectivity, Sentiment and Social Media Analysis, pp. 42-49. 2014.