

Thematic context vector association based on event uncertainty for Twitter

Vaibhav Khatavkar
College of Engineering, Pune

Swapnil Mane
College of Engineering, Pune

Parag Kulkarni
College of Engineering, Pune

Abstract—Keyword extraction is a crucial process in text mining. The extraction of keywords with respective contextual events in Twitter data is a big challenge. The challenging issues are mainly because of the informality in the language used. The use of misspelled words, acronyms, and ambiguous terms causes informality. The extraction of keywords with informal language in current systems is pattern based or event based. In this paper, contextual keywords are extracted using thematic events with the help of data association. The thematic context for events is identified using the uncertainty principle in the proposed system. The thematic contexts are weighed with the help of vectors called thematic context vectors which signifies the event as certain or uncertain. The system is tested on the Twitter COVID-19 dataset and proves to be effective. The system extracts event-specific thematic context vectors from the test dataset and ranks them. The extracted thematic context vectors are used for the clustering of contextual thematic vectors which improves silhouette coefficient by 0.5% than state of art methods namely TF and TF-IDF. The thematic context vector can be used in other applications like Cyberbullying, sarcasm detection, figurative language detection, etc.

I. INTRODUCTION

For text data, many times natural language processing is performed to develop systems for named entity recognition, product ranking, sentence ranking, recommender systems, etc. Data Mining approaches to extract data from social media content are discussed in [29]. Hate speech detection using deep learning approach is done by Dylan Grosz and Patricia Conde-Cespedes in their work [13]. The researchers pointed out that size, noise, and dynamism are important aspects of social media content. Wahab Khan et al. [17] in their work presents natural language processing machine approaches used till now. The researchers also explained how POS tagging, word sense disambiguation, and discourse analysis can be used in solving the ambiguity while processing text. There are also some developments in natural language inference that try to infer meaning from the text data [18].

Tremendous amount of data in textual format is available on the Internet via Social Media, Blogs etc. [2]. "Daily 500 million tweets, 294 emails while 65 billion messages on whatsapp are sent. There are about 300 million users which are identified as new users on Social Media Platforms." [1] There are various domains of text mining where this data is converted into useful information. Topic modeling algorithms like LDA are applied on twitter data to extract topics [25]. Another topic model for twitter data is developed by David and Martin in [5] which is based on Author Topic Modelling (ATM). David

Alvarez-Melis and Martin Saveski in [5] develop a topic model for tweets and their recipes by using two topic modeling techniques namely LDA and Author topic model. ATM proved to be more effective than LDA but consumes more time. Also, data clustering will give similar data clusters of tweets [30], the twitter data can be classified into various categories [34]. Namugera et al. in their work [22] correlated topics using positive and negative sentiments of the tweets. They also noted that the negative tweets play a vital role in information spread over twitter. Twitter as time series and event identification.

Richard J. Povinille in his paper [23] applied Time series data mining on temporal financial data to find the hidden patterns present in it. He defined an objective function to find trading edge over stocks in financial data. The system was tested on investment transactions of the stock market like the New York stock exchange. Masoud Makrehchi et al. used events as market loss and gain in social media text and created marketing strategies [3]. Selene Yue Xu [32] developed a forecasting system for stock price using Yahoo Finance and google trend data. They performed ARIMA time series analysis and also correlated news with events. They concluded that the news is influential while predicting stock prices. Nikan Chavoshi et al. [10] identify abnormal user accounts present in twitter they use lag-sensitive hashing technique and a warping invariant correlation measure to identify and correlate abnormal users. The dynamic nature of twitter time series data is exploited with the help of Dynamic Heartbeat Graph for event detection by Saeed et al. [27].

II. RELATED WORK

Attempts have been made to map Twitter data as time series and analyze it. Salvatore et al. [28] in their work did qualitative and quantitative analysis of social media content with twitter as a base example. They constructed a timely socio-economic indicator for social media. Marta et al. [7] in their work extracted social, economic, and commercial indicators using Twitter time series analysis. Alshaabi et al. [4] analyzed tweets which are related to medical, political, and COVID-related operations. The tweets were collected for 24 languages over a period of a year, i.e. from March 2019 to March 2020. They observed that the term 'virus' was at peak value in all languages in the month of January and February. Cakit et al. [9] investigated the use of supervised soft computing techniques, namely, fuzzy time series (FTS), artificial neural network (ANN)-based FTS, and adaptive

neuro-fuzzy inference systems (ANFIS) for predicting the emotional states expressed in Twitter data. Gonzalo et al. in [26] identified critical events using Bayesian networks. The critical events were identified during natural disasters and social movements. Bayesian networks were used to find the correlation between the words. The patterns in the tweets prove to be useful for classification. Malayak et al. in their work [21] used Twitter time series for predicting oscar winners by analyzing tweets, retweets, mentions, hashtags, and favorites on Twitter from 2015 to 2019. Logistic regression and time series decomposition was used to forecast Oscar winners.

Pratap et al. [24] detected using classified and clustered tweets and their context. The proposed system can be used for monitoring traffic in great areas like highways. Arapostathis and Karantzia [6] use Volunteered Geographic Information (VGI) and Twitter data for disaster management. the system identified the fire events and tracked and classified them. Chen and Terejanu [11] worked on sub-event identification. In their approach, they mapped an outlier detection problem using Kalman Filter, Gaussian Process, and Probabilistic Principal Component Analysis. Behzadan et al. [8] detected events in social networks namely Twitter for cyber security. The detected events were classified using Convolutional Neural Network (CNN).

Hossny et al. [15] have used Naive Bayes classifiers to predict future events on the basis of historical events and live events such as protests, present in tweets. Hasan et al. [14] combined a random indexing-based term vector model with locality sensitive hashing that will help to cluster tweets related to various events within a fixed time. This will help to identify more trending, active, and meaningful news from data. Katragadda et al. [16] found credible events by using topic evaluation on the pattern of conversation present in tweets. Kolchyna et al. [19] worked on the automatic identification of the optimum event window for Twitter data time series. After event identification, they performed event clustering (cluster type) and quantification. Grindrod et al. [12] in their work used event spikes on Twitter time series. Eric Lai et al. in their work [20] model topics on Twitter data in the spatiotemporal time domain by building relations among them. Yadav et al. [33] modeled tweets related to IPL T20 with temporal time series for the identification of events. The box office revenue trends were analyzed and forecasting was made by Arias et al. in [4] by using events in Twitter time series.

Typically event-related data acquisition is done by using keywords as search patterns in the available data. Size data is a major problem. Some researchers report success in event detection with the use of large Twitter datasets. [31] proposed the event identification method to retrieve more events that are related to specific content. This method monitored the events and rated them by their relationship to predefined events using the term frequency-inverse document frequency (TF-IDF). More related arising events are inserted as a filter model in real time.

In the proposed method, the thematic context is built on the available data which can be small or large. The thematic

context comprises keywords and their association with events. The events can be derived from the search patterns which are queries on the data.

III. PROPOSED METHODOLOGY

The time series is usually a tuple in the form of time and data i.e. $TS = T_i, D_i$. From the given time series, the events and data association can be interpreted for further processing. The time series data is shown in Fig 1. The Figure shows various events E_1, E_2, E_n which occur at various time instances. The events are keywords from the tweets in the twitter time series represented as $D_1, D_2 \dots D_n$.

The events in the time series can be thematically associated to form thematic context vectors. The uncertainty of thematic vectors for contextual events in the time series can be calculated and knowledge discovery can be done in order to rank the certain thematic context vectors in the time series data.

The proposed system is shown in Fig 2. The proposed system converts text data into time series data which is used for identifying thematic context. The thematic context is identified using data and event association.

The uncertainty for thematic context is derived using equation (1) given below.

$$Uncertainty UN_j(i) = 1 - IG_j(i) \quad (1)$$

$$RankedWeight = UN_j(i) + Count(i) / Totalcountofallwords \quad (2)$$

where, $IG_j(i) = C(j) * H_j(i)$ is Information gain for in j event,

$H_j(i) = -(P(j) * \log_2(1/P(j)) + P(i) * \log_2(1/P(i)) + P(i|j) * \log_2 P(i|j))$ is contextual entropy of event j given word i ,

$C(j) = count\ of\ event\ j\ in\ time\ series.$

After the uncertainty calculation of the thematic context, its corresponding context vector is generated. The thematic context vector can be ranked and clustered. The algorithm to find thematic context is given below.

The queries are the answers to be fetched from the Twitter data. The thematic context vectors for the queries will be generated. The ranked thematic context vectors will be in the form $CV_j = \langle word_{1j}, uncertainty_{1j}, word_{2j}, uncertainty_{2j} \dots \rangle$. The thematic context vector CV_j will determine the theme of the event j .

IV. EXPERIMENTATION

For experimentation publicly available COVID-19 Twitter dataset is used as shown in Table I. By excluding all retweets and hashtags the total number of tweets is 3116 (Table II).

The tweets in the dataset were represented in time series as $TS = T_i, D_i$ where $T = 2020-05-02\ 00:59, 2020-05-02\ 00:03$, $D = keywords\ in\ tweets$. Fig 3 shows the time series in which the X axis is tweet time and the Y axis is the number of keywords at that time.

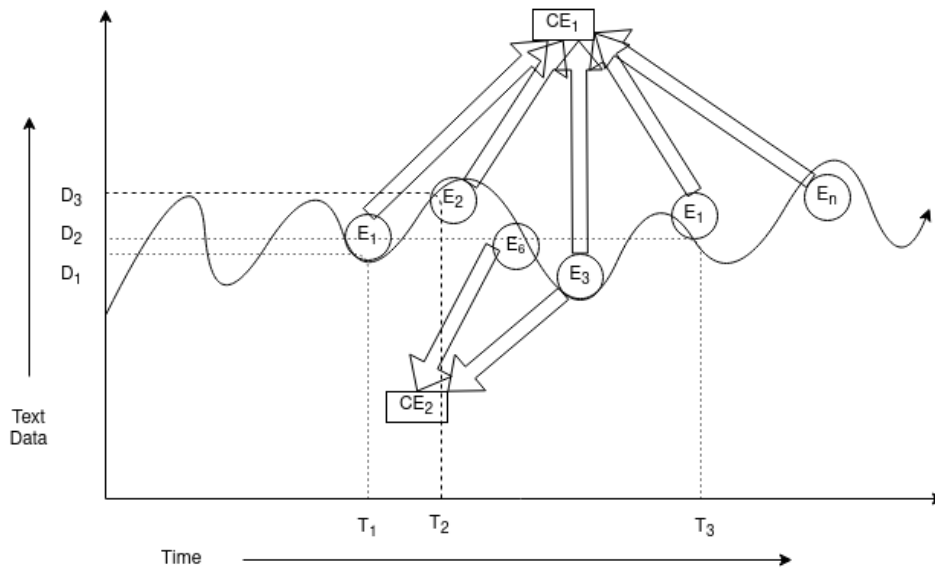


Fig. 1. Contextual Event Occurred at a time Y axis to be changed

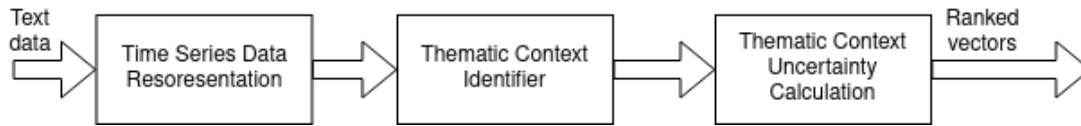


Fig. 2. The proposed system of thematic context vector association based on uncertainty

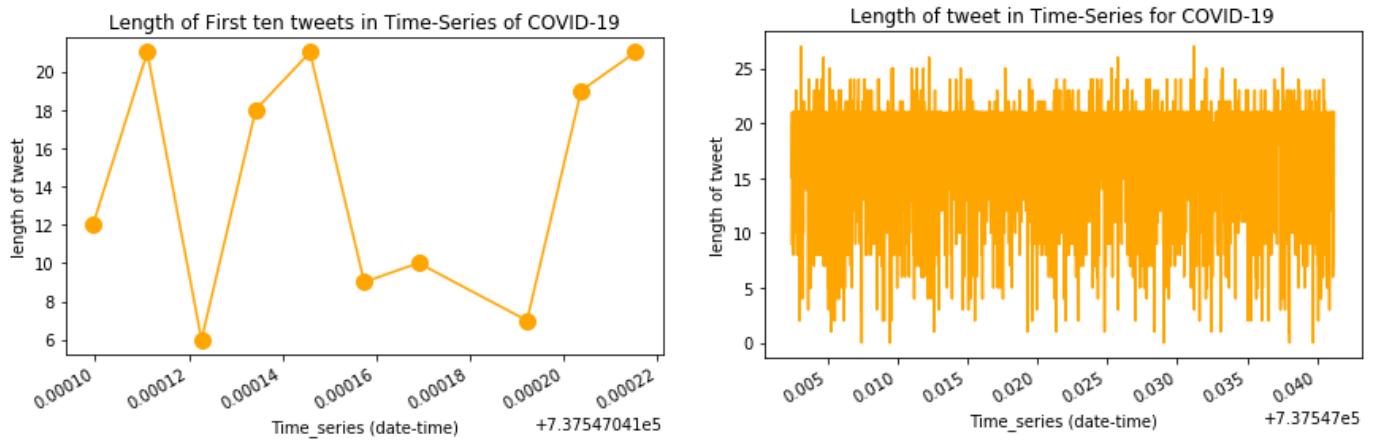


Fig. 3. Length of each tweet in time-series for COVID-19

Fig 4 shows the event time series in which the X axis is the time at which the tweets were made, and the Y axis is the number of events occurring at that time. The number of events varies according to time. The event time series for this data holds a peak at value 1 which indicates the presence of the event. The continuous consecutive occurrence of events is depicted by a thick line. Table 4 shows the top 10 certain thematic context vectors for various events in the COVID-19 dataset

From the event time series and keyword time series, the task to find thematic context between them. For thematic context

vector identification, various queries were considered. The thematic contextual keywords associated with the event were found and ranked.

The K-means cluster is formed to get thematic events. In order to choose the number of clusters, the elbow method is used. It gives inertia per cluster. Fig 5 shows cluster-wise inertia with an elbow near five clusters for thematic event clustering.

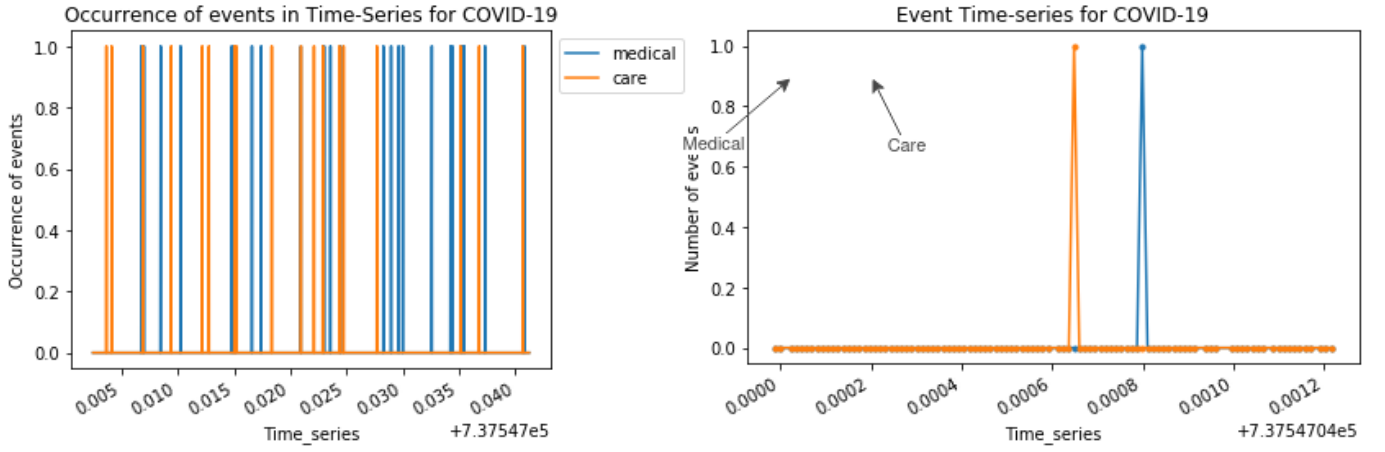


Fig. 4. Occurrence of each event in Time-Series for COVID-19

Algorithm 1: Thematic ranking algorithm

```

1 Input Tweets and Query
2 Output Ranked thematic context vectors with respective
   events
3 while  $t$  in tweets do
4    $TS_i = t$ 
5   /* Extract those events which are present in the dataset
   */
6    $E \leftarrow extract\_event(query)$ 
7    $E_k \leftarrow extract\_keywords(TS_i)$ 
8   /*Define Ulist as list of Uncertainty for contextual
   events */
9   while  $e$  in  $E_k$  do
10    while  $k$  in  $E_k$  do
11      if  $cos(k, e) \neq 0$  then
12        Derive  $P(k|e)$  /* append uncertainty of
        contextual event  $e$  with keyword  $k$  in Ulist
        */
13         $Ulist.append(Un(k|e))$ 
14   /*Get thematic ranks of contextual events present in
   Ulist along with the weights*/
15    $get\_rank(Ulist)$ 

```

TABLE I
DETAILS OF TWITTER DATASET

	Dataset Details
Number of Tweets	3116
Average words per tweets	10
Total number of words in dataset	4729
Starting dateTime	2020-05-02 00:59
Ending dateTime	2020-05-02 00:03

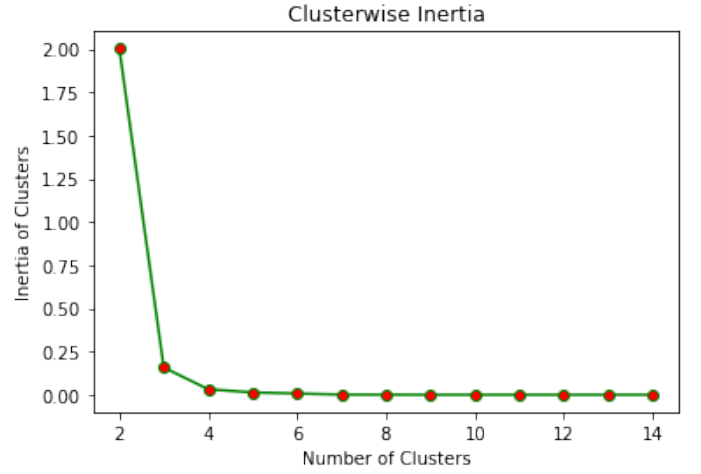


Fig. 5. Cluster-wise Inertia

V. RESULT DISCUSSION

For the tweets, queries were considered for extracting thematic context vectors. For example, the sample query ‘What has been published about medical care?’ was considered. In this query, ‘Medical’ and ‘care’ are events. The contextual information will be derived using associated words in the tweets. The following table gives the keywords identified and their uncertainty values for the above two events. The events are classified into two categories: certain and uncertain. Certain events will be identified with the help of keywords with an uncertainty value almost near 0.

The thematic contextual vector for events ‘medical’ and ‘care’ are :

- $CV_1 = \{(virus, 0.007), (emergency, 0.004), (lockdown, 0.005), (medicine, 0.001), (nursing, 0.001), (facilities, 0.003)\}$
- $CV_2 = \{(generally, 1.327308), (anymore, 1.32914), (panic, 1.32757), (government, 1.246714), (private, 1.238603), (political, 1.12092)\}$

TABLE II
IDENTIFIED KEYWORDS AND THEIR UNCERTAINTY VALUE FOR THE TWO EVENTS

Certain Event				Uncertain Events			
Medical		Care		Medical		Care	
Keyword	Rank Weight	Keyword	Rank Weight	Keyword	Rank Weight	Keyword	Rank Weight
virus	0.007	accidental	0.000523	generally	1.327308	providers	1.321089
emergency	0.004	pandemic	0.029304	anymore	1.32914	service	1.322659
lockdown	0.005	panic	0.000785	panic	1.32757	approximately	1.321089
medicine	0.001	medical	0.006018	government	1.246714	rest	1.237301
nursing	0.001	researchers	0.002093	private	1.238603	neglect	1.321089
facilities	0.003	news	0.014129	political	1.12092	heal	1.235993

The thematic context vector CV_1 certainly defines the context of the event medical than CV_2 . Similarly, for event care, we get :

- $CV_3 = \{(accidental,0.000523), (pandemic,0.029304), (panic,0.000785), (news,0.006018), (medical,0.002093), (researchers,0.014129)\}$
- $CV_4 = \{(providers, 1.321089), (service, 1.322659), (approximately,1.321089), (rest, 1.237301), (neglect, 1.321089), (heal, 1.235993)\}$

The thematic context vector CV_3 will certainly define the context of the event care than CV_4 . Table III shows the top 10 certain thematic context vectors for various events in the COVID-19 dataset.

thematic vectors in the events. The thematic context vector shows an uncertainty value of 0 for certain events in the data which are associated with each other. When event clustering is performed using the proposed method, the average improvement in silhouette coefficient is achieved by 0.5% over clustering performed with TF and TF-IDF methods. For contextual relation, the conditional probability of keywords with respective events is used which proves to be effective. This can be applied to generate automated events in the tweet. In applications like cyberbullying, sarcasm detection, language models, etc. the thematic context vectors identified using the proposed system can be applied.

REFERENCES

- [1] *Statistics available on*. <https://blog.microfocus.com/how-much-data-is-created-on-the-internet-each-day>.
- [2] *Statistics of Internet Usage is given at*. <https://www.forbes.com/sites/bernardmarr/2018/05/21/how-much-data-do-we-create-every-day-the-mind-blowing-stats-everyone-should-read>.
- [3] Ghaith Abdulsattar A Jabbar Alkubaisi, Siti Sakira Kamaruddin, and Husniza Husni. Stock market classification model using sentiment analysis on twitter based on hybrid naive bayes classifiers. *Computer and Information Science*, 11(1):52–64, 2018.
- [4] Thayer Alshaabi, Joshua R Minot, Michael Vincent Arnold, Jane Lydia Adams, David Rushing Dewhurst, Andrew J Reagan, Roby Muhamad, Christopher M Danforth, and Peter Sheridan Dodds. How the world's collective attention is being paid to a pandemic: Covid-19 related 1-gram time series for 24 languages on twitter. *arXiv preprint arXiv:2003.12614*, 2020.
- [5] David Alvarez-Melis and Martin Saveski. Topic modeling in twitter: Aggregating tweets by conversations. In *Tenth international AAAI conference on web and social media*, 2016.
- [6] Stathis G Arapostathis and Marianthi Karantzia. Mapping information of fire events, from vgi source (twitter), for effective disaster management (in greece); the fire of north-east attica, august 2017,(greece) case study. In *Conference of the Arabian Journal of Geosciences*, pages 257–260. Springer, 2018.
- [7] Àngels Martínez Arias, Manuel Bernal-Sprekelsen, Elena Rioja, Joaquim Enseñat, Alberto Prats-Galino, and Isam Alobid. Abordaje endoscópico transpterigoideo y reparación de base de cráneo tras resección de meningoencefalocèle esfenoidal. nuestra experiencia. *Acta Otorrinolaringológica Española*, 66(1):1–7, 2015.
- [8] Vahid Behzadan, Carlos Aguirre, Avishek Bose, and William Hsu. Corpus and deep learning classifier for collection of cyber threat indicators in twitter stream. In *2018 IEEE International Conference on Big Data (Big Data)*, pages 5002–5007. IEEE, 2018.
- [9] Erman Çakıt, Waldemar Karwowski, and Les Servi. Application of soft computing techniques for estimating emotional states expressed in twitter@ time series data. *Neural Computing and Applications*, 32(8):3535–3548, 2020.
- [10] Nikan Chavoshi, Hossein Hamooni, and Abdullah Mueen. Identifying correlated bots in twitter. In *International conference on social informatics*, pages 14–21. Springer, 2016.

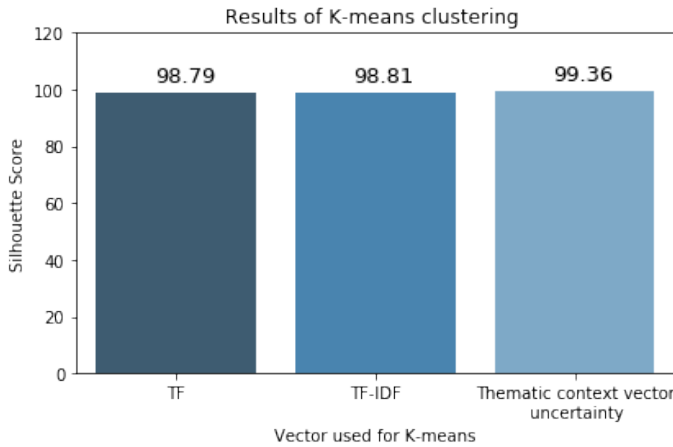


Fig. 6. Results of K-means clustering

The results of clustering with TF, TF-IDF, and thematic context vectors are shown in Fig V. The clustering with thematic context vector shows an average 0.5% improvement over both states of art methods.

VI. CONCLUSION

Essential knowledge in the times series of Twitter data is a set of keywords for contextual events. Thematic context vectors are derived from the Twitter data which gives the context of the event. The queries are used to find the context of the event. The uncertainty principle is used to rank the

TABLE III
TOP 10 CERTAIN THEMATIC CONTEXT VECTORS FOR VARIOUS EVENTS

Uncertain Events										
Rank	brilliant	scientists	announce	medical	care	alive	action	covid	corona	corona-virus
0	announc- ement	korean	announced	virus	accidental	ask	house	covid	futures	gone
1	long	people	announcement	emergency	pandemic	time	trump	black	artist	excuse
2	thought	conclude	heres	lockdown	panic	decision	amp	blocking	expecting	six
3	tackle	infected	safeguard	medicine	medical	president	taken	blocked	excuse	california
4	scientists	cannot	reopening	nursing	researchers	guys	decision	block	evidence	globe
5	renounced	south	pleased	die	service	omg	deliberately	bleach	served	birthday
6	national	twice	decision	dean	see	mother	new	blaming	set	evidence
7	made	outbreak	may	panic	securely	mercy	designed	blackhorse	globe	bad
8	today	locally	launched	generally	saving	jose	seem	bitch	espíritu	nice
9	initiative	caused	latest	saying	jumped	jones	republicans	brewery	eric	blaming

- [11] Chao Chen and Gabriel Terejanu. Sub-event detection on twitter network. In *IFIP International Conference on Artificial Intelligence Applications and Innovations*, pages 50–60. Springer, 2018.
- [12] Peter Grindrod. *Mathematical underpinnings of analytics: theory and applications*. OUP Oxford, 2014.
- [13] Dylan Grosz and Patricia Conde-Cespedes. Automatic detection of sexist statements commonly used at the workplace. In *Pacific Asian Conference on Knowledge Discovery and Data Mining (PAKDD), Workshop (Learning Data Representation for Clustering) LDRC*, 2020.
- [14] Mahmud Hasan, Mehmet A Orgun, and Rolf Schwitter. Twitternews: real time event detection from the twitter data stream. *PeerJ PrePrints*, 4:e2297v1, 2016.
- [15] Ahmad Hany Hossny, Lewis Mitchell, Nick Lothian, and Grant Osborne. Feature selection methods for event detection in twitter: a text mining approach. *Social Network Analysis and Mining*, 10(1):1–15, 2020.
- [16] Satya Katragadda, Shahid Virani, Ryan Benton, and Vijay Raghavan. Detection of event onset using twitter. In *2016 international joint conference on neural networks (IJCNN)*, pages 1539–1546. IEEE, 2016.
- [17] Wahab Khan, Ali Daud, Jamal A Nasir, and Tehmina Amjad. A survey on the state-of-the-art machine learning models in the context of nlp. *Kuwait Journal of Science*, 43(4), 2016.
- [18] Simran Khanuja, Sandipan Dandapat, Sunayana Sitaram, and Monojit Choudhury. A new dataset for natural language inference from code-mixed conversations. *arXiv preprint arXiv:2004.05051*, 2020.
- [19] Olga Kolchyna, Thársis TP Souza, Philip C Treleaven, and Tomaso Aste. A framework for twitter events detection, differentiation and its application for retail brands. In *2016 Future Technologies Conference (FTC)*, pages 323–331. IEEE, 2016.
- [20] Eric L Lai, Daniel Moyer, Baichuan Yuan, Eric Fox, Blake Hunter, Andrea L Bertozzi, and P Jeffrey Brantingham. Topic time series analysis of microblogs. *IMA Journal of Applied Mathematics*, 81(3):409–431, 2016.
- [21] Colette Therese Malyack, Krystal M Hunter, and Starr Roxanne Hiltz. Twitter and the prediction of oscar winners. 2020.
- [22] Frank Namugera, Ronald Wesonga, and Peter Jehopio. Text mining and determinants of sentiments: Twitter social media usage by traditional media houses in uganda. *Computational Social Networks*, 6(1):3, 2019.
- [23] Richard J Povinelli. Identifying temporal patterns for characterization. In *Temporal, Spatial, and Spatio-Temporal Data Mining: First International Workshop TSDM 2000 Lyon, France, September 12, 2000 Revised Papers*, page 46. Springer, 2003.
- [24] A Raghuvira Pratap, JVD Prasad, K Praveen Kumar, and S Babu. An investigation on optimizing traffic flow based on twitter data analysis. In *2018 Second International Conference on Inventive Communication and Computational Technologies (ICICCT)*, pages 320–325. IEEE, 2018.
- [25] Vala Ali Rohani, Shahid Shayaa, and Ghazaleh Babanejaddehaki. Topic modeling for social media content: A practical approach. In *2016 3rd International Conference on Computer and Information Sciences (ICCOINS)*, pages 397–402. IEEE, 2016.
- [26] Gonzalo A Ruz, Pablo A Henríquez, and Aldo Mascareño. Sentiment analysis of twitter data during critical events through bayesian networks classifiers. *Future Generation Computer Systems*, 106:92–104, 2020.
- [27] Zafar Saeed, Rabeeh Ayaz Abbasi, Abida Sadaf, Muhammad Imran Razzak, and Guandong Xu. Text stream to temporal network—a dynamic heartbeat graph to detect emerging events on twitter. In *Pacific-Asia Conference on Knowledge Discovery and Data Mining*, pages 534–545. Springer, 2018.
- [28] Camilla Salvatore, Silvia Biffignandi, and Annamaria Bianchi. Social media and twitter data quality for new social indicators. *Social Indicators Research*, pages 1–30, 2020.
- [29] Frederic Stahl, Mohamed Medhat Gaber, and Mariam Adedoyin-Olowe. A survey of data mining techniques for social media analysis. *Journal of Data Mining & Digital Humanities*, 2014, 2014.
- [30] Steven Van Canneyt, Nathan Claeys, and Bart Dhoedt. Topic-dependent sentiment classification on twitter. In *European Conference on Information Retrieval*, pages 441–446. Springer, 2015.
- [31] Xinyue Wang, Laurissa Tokarchuk, and Stefan Poslad. Identifying relevant event content for real-time event detection. In *2014 IEEE/ACM International Conference on Advances in Social Networks Analysis and Mining (ASONAM 2014)*, pages 395–398. IEEE, 2014.
- [32] Selene Yue Xu and CU Berkely. Stock price forecasting using information from yahoo finance and google trend. *UC Brekley*, 2014.
- [33] Garima Yadav, Mansi Joshi, and R Sasikala. Twitter data analysis: temporal and term frequency analysis with real-time event. In *IOP Conference Series: Materials Science and Engineering*, volume 263, page 042081, 2017.
- [34] Madani Youness, Erritali Mohammed, and Bengourram Jamaa. Twitter data classification using big data technologies. In *Proceedings of the 2018 International Conference on Internet and e-Business*, pages 124–129, 2018.