

Robust Text-driven Image Editing Method that Adaptively Explores Directions in Latent Spaces of StyleGAN and CLIP

Tsuyoshi Baba^{*†} Kosuke Nishida^{*‡} Kyosuke Nishida[‡]

[†]Police Info-communications Research Center, National Police Academy

[‡]NTT Human Informatics Laboratories, NTT Corporation

{tsuyoshi.baba.um, kosuke.nishida.ap, kyosuke.nishida.rx}@hco.ntt.co.jp

Abstract

Automatic image editing has great demands because of its numerous applications, and the use of natural language instructions is essential to achieving flexible and intuitive editing as the user imagines. A pioneering work in text-driven image editing, StyleCLIP, finds an edit direction in the CLIP space and then edits the image by mapping the direction to the StyleGAN space. At the same time, it is difficult to tune appropriate inputs other than the original image and text instructions for image editing. In this study, we propose a method to construct the edit direction adaptively in the StyleGAN and CLIP spaces with SVM. Our model represents the edit direction as a normal vector in the CLIP space obtained by training a SVM to classify positive and negative images. The images are retrieved from a large-scale image corpus, originally used for pre-training StyleGAN, according to the CLIP similarity between the images and the text instruction. We confirmed that our model performed as well as the StyleCLIP baseline, whereas it allows simple inputs without increasing the computational time.

1. Introduction

Automatic image editing has large demands because of its numerous applications. Generative adversarial networks (GANs) [6] are one of the most common ways for synthesizing high-resolution images and has been widely used for automatic image editing by using pre-defined attributes [2, 8] and reference images [4, 32].

Image editing using natural language instructions is important for developing easy-to-use applications that enable flexible and intuitive editing as imagined by the user. This challenging task involves multi-modal understanding of images and natural language. Here, the contrastive language-image pre-training (CLIP) model embeds both visual and




Figure 1. Examples of images edited using StyleCLIP-FEU and StyleCLIP. The neutral text t_0 of StyleCLIP is (a) “face”, (b) “male face” or “female face”, and (c) detailed caption. StyleCLIP-FEU edits more attributes in the instruction without t_0 . The apparent failures of StyleCLIP-FEU are colored in red.

linguistic concepts into the multi-modal feature space [19]. Therefore, CLIP provides an opportunity to explore methods of performing this task.

The pioneering work StyleCLIP [18] adds a vector to the original image representation in the StyleGAN feature space, which is known to be well disentangled [3, 7, 26, 30]. It proposed two types of method: The first type, consisting of latent optimization and latent mapper, computes the back-propagation through a neural network by maximizing the CLIP similarity between the output image and the given natural language instruction. Therefore, these methods have a large computational cost for each user’s input.

The second type, called global direction, obtains an edit direction in the CLIP space and then maps it to the Style-

^{*}Equal contribution. This work was done when Tsuyoshi Baba was doing internship at NTT.

GAN feature space. The edit direction is defined as a vector from the text description of the original image to the instruction by using the CLIP text encoder. Thus, the user must manually specify the original image description.

In order to make a fast and easy-to-use (FEU) image editing application, we propose StyleCLIP-FEU, which takes the second approach by interpreting the latent semantics of the StyleGAN and CLIP space. Inspired by InterfaceGAN [25], to eliminate the manual description of the original image, we define the edit direction as a normal vector learned with SVM for classifying positive and negative images that are retrieved on-the-fly with CLIP. Although some papers have extended StyleCLIP [1, 9, 27, 33–35], they did not focus on the aforementioned problems, except for [14], which followed the first method and accelerated the optimization, and [24], which followed the second method and added further pre-training to align the StyleGAN space and the CLIP space.

Experimental results showed that StyleCLIP-FEU edits facial images naturally under guidance of natural language instructions. Moreover, we observed that StyleCLIP is influenced by the original image description.

2. Preliminaries

2.1. Task Definition

We define the image editing with natural language instructions as a task where a model generates an image x' based on an original image x by following a natural language instruction t . Additionally, we assume that an image corpus (without any annotations) I is available.

2.2. CLIP

CLIP [19] embeds images and texts that mention similar concepts close to each other in a multi-modal feature space M . CLIP has an image encoder $\text{CLIP}_{\text{image}}$ and a text encoder $\text{CLIP}_{\text{text}}$. It calculates an image embedding $\mathbf{h}_{\text{image}}$ and text embedding \mathbf{h}_{text} with each encoder. CLIP was trained with 400M pairs of images and their captions collected from websites. It was trained to increase $\cos(\mathbf{h}_{\text{image}}, \mathbf{h}_{\text{text}})$ between positive pairs more than in-batch negative pairs.

2.3. StyleGAN

StyleGAN [11, 12] generates style-controlled images because of its disentangled feature space. It is composed of a mapping module and a synthesis module. Each module consists of a N_{map} and N_{syn} layer neural network. StyleGAN first obtains a latent feature $\mathbf{w} \in W$ from Gaussian noise \mathbf{z} with the mapping module. Then, it affinely transforms \mathbf{w} into \mathbf{s}_l ($l = 1, \dots, N_{\text{syn}}$), which are fed to the l -th layer of the synthesis module. The concatenation of \mathbf{s}_l over all layers, $\mathbf{s} \in S$, is called a style feature.

2.4. StyleCLIP

[18] developed StyleCLIP by combining StyleGAN and CLIP for image editing with natural language instructions. StyleCLIP consists of three methods: latent optimization, latent mapper, and global directions. Among them, we focused on the global directions method because the other methods require the optimization of the neural network for each t , and the authors reported that the features in the global directions are most disentangled.

[18] formulated an edit as the direction in the CLIP space M from the neutral text (the text describing the original image, e.g., “face with hair”) t_0 to the target text (the instruction, “face with blond hair”) t . Thus, StyleCLIP requires neutral text in addition to the inputs defined in our task definition. The model maps the edit direction in M to a vector $\Delta \mathbf{s} \in S$. Then, the synthesis module G generates an edited image $x' = G(\mathbf{s} + \alpha \Delta \mathbf{s})$, where \mathbf{s} is the style feature of the original image x encoded with an image encoder such as E4E [29] and α is a hyperparameter.

Δs_c represents to what extent the edit direction in M is related to the attributes corresponding to the c -th channel in the disentangled style space S . Thus, StyleCLIP defines Δs_c on the basis of the dot product of two vectors in M , $\Delta \mathbf{i}_c$ and $\Delta \mathbf{t}$. Here, $\Delta \mathbf{i}_c$ is a vector mapped from the channel c direction in S . $\Delta \mathbf{t}$ is a vector that indicates the edit.

Construction of $\Delta \mathbf{i}_c$ First, StyleCLIP obtains the CLIP space direction $\Delta \mathbf{i}_c$ that corresponds to channel c of the style space. From the image corpus I , StyleCLIP samples 100 images x_i ($i = 1, \dots, 100$) and obtains their style features \mathbf{s}_i with an E4E encoder. The model calculates the standard deviation $\sigma \in \mathbb{R}^C$, where C is the number of the channels. The model perturbs the channel c of the image feature \mathbf{s}_i and generates pairs of images:

$$x_{i,c}^{\pm} = G(\mathbf{s}_i \pm 5\sigma_c \mathbf{e}_c), \quad (1)$$

where $\mathbf{e}_c \in S$ is a unit vector in channel c . The model obtains the direction in the CLIP space M

$$\Delta \mathbf{i}_c = \text{Ave}_i (\text{CLIP}_{\text{image}}(x_{i,c}^+) - \text{CLIP}_{\text{image}}(x_{i,c}^-)). \quad (2)$$

Construction of $\Delta \mathbf{t}$ Then, StyleCLIP obtains the CLIP space direction $\Delta \mathbf{t}$ that corresponds to the edit. In StyleCLIP, the edit is defined with the target text t and the neutral text t_0 . Also, the model prepares 80 prompts p (e.g., “A photo of”) and concatenates each of them with the text, which is denoted by $[\cdot; \cdot]$. The model obtains the direction in the CLIP space M

$$\Delta \mathbf{t} = \text{Ave}_p (\text{CLIP}_{\text{text}}([p; t]) - \text{CLIP}_{\text{text}}([p; t_0])). \quad (3)$$

Construction of Δs It is expected that Δs affects only the attributes mentioned in the target text. Therefore, instead of the simple dot product of Δi_c and Δt , StyleCLIP introduces a hyperparameter β to make Δs sparse. Also, the model normalizes Δs so that its maximum value is 1:

$$\Delta s_{0,c} = \begin{cases} \Delta i_c \cdot \Delta t & \text{if } |\Delta i_c \cdot \Delta t| \geq \beta \\ 0 & \text{otherwise} \end{cases}, \quad (4)$$

$$\Delta s = \frac{1}{\max_c(s_{0,c})} \Delta s_0. \quad (5)$$

Limitations StyleCLIP requires the neutral text t_0 as an additional input. t_0 requires the user to describe the original image in terms of the attributes mentioned in the instruction by trial and error. In essence, what attributes are edited, or not edited, can be derived from the instruction t and the original image x . For the efficient usage of an editing system, it is desirable that the model does not depend on such redundant input.

3. Proposed Method

To eliminate the neutral text, we use a normal vector learned with SVM for Δt instead of the edit direction from t_0 to t , as shown in Figure 2. First, we retrieve 100 positive images X^+ and negative images X^- from I by referring to the cosine similarity with the text embedding of the instruction $\text{CLIP}_{\text{text}}(t)$. Then, we train a linear SVM for classifying the images in order to obtain the hyperplane $\hat{w}^\top h_{\text{image},i} + \hat{b} = 0$ and its normal vector $\mathbf{n} = \hat{w}$, where \hat{w} and \hat{b} are learned parameters, and $h_{\text{image},i} = \text{CLIP}_{\text{image}}(x_i)$ where x_i is an image in X^+ or X^- . The SVM is formulated as follows:

$$\min_{\mathbf{w}, b} \frac{1}{2} \|\mathbf{w}\|^2 + \sum_{x_i, y_i} \max((1 - y_i(\mathbf{w}^\top h_{\text{image},i} + b)), 0), \quad (6)$$

where $y_i = \pm 1$ is a label of x_i . Finally, we define $\Delta t = \mathbf{n}$.

[25] proposed InterfaceGAN that trains a SVM in the style space for editing in terms of pre-defined attributes. We use this technique to obtain the edit direction from any user’s instruction on-the-fly.

4. Experiments

We conducted experiments on image editing with natural language instruction in the face domain.

4.1. Dataset

StyleCLIP-FEU requires no image-caption paired dataset for training. We used Multi-Modal-CelebA-HQ as the validation set to select the hyperparameter and the test set. We also used FlickrFaces-HQ (FFHQ) as the image corpus I .

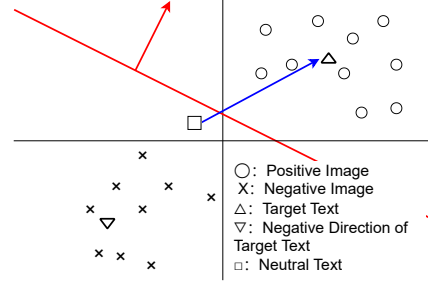


Figure 2. Construction of Δt in StyleCLIP (shown in blue) and the proposed method (red). StyleCLIP define Δt as the vector from t_0 to t . The proposed method use the normal vector of the hyperplane learned with SVM.

Multi-Modal-CelebA-HQ [31] contained ten automatically annotated captions for each image in the CelebA dataset [10]. We sampled 100 images and 10 captions randomly from the original training set and used them as the validation set. Moreover, we sampled 50 images and 10 captions randomly as the test set from the original test set and used them as the test set.

FFHQ [11] has 70,000 face images and was used for pre-training StyleGAN.

4.2. Implementation

We used StyleGAN2¹ and CLIP-ViT-B/32² as the pre-trained models.

We searched for the hyperparameter $\alpha \in [2.0, 6.0]$ by using step size of 0.5 and for $\beta \in [0.1, 0.2]$ by using a step size of 0.05 to maximize the cosine similarity between the edited image and the target text t in the CLIP space. All methods selected $\alpha = 6.0$ and $\beta = 0.1$. The other hyperparameters followed the selections in [18].

4.3. Compared Models

We used StyleCLIP global direction [18]. We evaluated three neutral texts: (a) “face”, (b) “male face” or “female face”, and (c) a detailed description of the original image that was randomly sampled from the ten annotated captions in Multi-Modal-CelebA-HQ.

4.4. Results and Discussion

Sensitivity to neutral text. As shown in Figure 1, the image generated by StyleCLIP depends on the neutral text. Especially, as shown in Figure 3, using “male face” or “female face” as t_0 improved the quality of the generation images if the gender of the original image is different from the gender specified in the instruction. StyleCLIP with the detailed caption successfully edited the images in some cases, but

¹<https://github.com/NVlabs/stylegan2>

²<https://github.com/openai/CLIP>




Figure 3. Examples of images edited using StyleCLIP-FEU and StyleCLIP in the setting where the gender of the original image is different from the gender specified in the instruction. The apparent failures of StyleCLIP-FEU are colored in red.

there were also cases in which the mouth or the shape of the face appeared unnatural. In comparison, StyleCLIP-FEU performed stable editing without t_0 .

Sensitivity to hyperparameters. Figure 4 shows examples of the effect of changing α from 2.0 to 6.0. Compared with StyleCLIP-FEU, we observed that StyleCLIP caused excessive editing with large α and tuning α was difficult. Figure 5 shows examples of the effect of changing β from 0.1 to 0.2. StyleCLIP and StyleCLIP-FEU with the large value of β failed to generate images because of the divergence of normalization. However, the small value of β caused editing of attributes that were irrelevant to the instructions. Adaptive selection of β will be part of our future work.

Positive and negative images that determine separating hyperplane. Figure 6 shows the positive and negative images that StyleCLIP-FEU retrieved in the CLIP space. In this example, X^+ includes the images satisfying the “women”, “double chin”, and “smiling” instructions.

Inference time. The editing of one image with one instruction took 0.37s with StyleCLIP on a NVIDIA Tesla T4 GPU. The difference between StyleCLIP and StyleCLIP-FEU is the image retrieval and SVM training, which took less than 0.01s.




Figure 4. Examples of edited images when α is changed from 2.0 (left) to 6.0 (right). β is 0.1.




Figure 5. Examples of edited images when β is changed from 0.1 (left) to 0.2 (right). α is 6.0.




Figure 6. Top-16 positive images X^+ and negative images X^- .

Subjective Evaluation. We asked two workers to evaluate the images generated by StyleCLIP and StyleCLIP-FEU in terms of two binary criteria: the accuracy of gender editing and the naturalness of the image, such as the shape of the face and the hair. The ground-truth gender is defined by the instruction t if t mentions the gender. Otherwise, it is the same as the original image. Cohen’s κ between the annotators was 0.92 and 0.63.

StyleCLIP-FEU outperformed StyleCLIP on gender and

Table 1. Results of subjective evaluation.

Model	t_0	Gender	Natural
StyleCLIP	“face”	86.6	82.0
	“male face” or “female face”	87.1	76.9
	detailed caption	80.8	66.0
Ours	–	87.5	95.7

naturalness; thus we confirmed that StyleCLIP-FEU has the capability of following t and generating robustly. In addition tuning of the neutral text is difficult because the detailed description degraded the naturalness of the images.

5. Related Work

Some studies had tackled image editing with natural language instructions before the publication of CLIP [5, 15, 16]. They assumed that a text-image paired corpus was available to acquire a multi-modal understanding.

StyleCLIP proposed two ways of combining StyleGAN and CLIP. The first way involves optimization with a neural network and requires a large computational cost. [9], [34], and [33] improved the quality of the output. The second way is a fast algorithm that uses the mapping of the edit direction. [35] tackled the interactive image editing task with this sort of method. However, methods of this type requires an additional input. [24] extended this type; they additionally trained StyleGAN to align the style space and the CLIP space, which took five weeks on 64 NVIDIA A100 GPUs. By comparison, StyleCLIP-FEU does not require any additional training besides the lightweight SVM training.

CLIP has also been used in other settings of the image editing with instructions task. [31] allowed multi-modal instructions such as sketched, whereas [27] and [28] assumed that a text-image paired corpus was available to refine StyleCLIP.

Similar to our study, [1] introduced an SVM in order to utilize the normal vector for editing, although their task setting was different from ours; they restricted the instructions to pre-defined attributes. They computed principal component vectors in the CLIP space and retrieved the positive and negative images according to the similarity to each principal component vector. Then, they learned the correspondence between the pre-defined attributes and the principal component vectors. Compared with [25] and [1], we retrieve the positive and negative images with queries in the form of any natural language instruction on-the-fly.

Recently, diffusion models have been used to synthesize photo-realistic images [21–23] and edit images [13, 17, 20]. However, they are more computationally expensive than GANs because they generate the images with a time series model. [24] reported that GLIDE [17] took 10.9s to gener-

ate a 64x64 image and StyleGAN-T [24] took 0.06s on an A00 GPU.

6. Conclusion

We proposed StyleCLIP-FEU, which edits an image simply by feeding it a natural language instruction. Different from StyleCLIP and InterfaceGAN, StyleCLIP-FEU obtains the hyperplane separating positive and negative images that are retrieved on-the-fly and uses its normal vector as the edit direction. Facial image editing is an important task with many applications, such as avatar creation and communication support. We made the image editing method easy-to-use and efficient in order to improve its practicability.

References

- [1] Rameen Abdal, Peihao Zhu, John Femiani, Niloy J. Mitra, and Peter Wonka. Clip2stylegan: Unsupervised extraction of stylegan edit directions. *CoRR*, abs/2112.05219, 2021. 2, 5
- [2] Yunjey Choi, Minje Choi, Munyoung Kim, Jung-Woo Ha, Sunghun Kim, and Jaegul Choo. Stargan: Unified generative adversarial networks for multi-domain image-to-image translation. In *Proceedings of the IEEE Conference on Computer Vision and Pattern Recognition (CVPR)*, June 2018. 1
- [3] Edo Collins, Raja Bala, Bob Price, and Sabine Susstrunk. Editing in style: Uncovering the local semantics of gans. In *Proceedings of the IEEE/CVF Conference on Computer Vision and Pattern Recognition (CVPR)*, 2020. 1
- [4] Brian Dolhansky and Cristian Canton Ferrer. Eye in-painting with exemplar generative adversarial networks. In *Proceedings of the IEEE Conference on Computer Vision and Pattern Recognition (CVPR)*, 2018. 1
- [5] Hao Dong, Simiao Yu, Chao Wu, and Yike Guo. Semantic image synthesis via adversarial learning. In *Proceedings of the IEEE International Conference on Computer Vision (ICCV)*, Oct 2017. 5
- [6] Ian Goodfellow, Jean Pouget-Abadie, Mehdi Mirza, Bing Xu, David Warde-Farley, Sherjil Ozair, Aaron Courville, and Yoshua Bengio. Generative adversarial nets. In *NIPS*, volume 27, 2014. 1
- [7] Erik Härkönen, Aaron Hertzmann, Jaakko Lehtinen, and Sylvain Paris. Ganspace: Discovering interpretable gan controls. In *Advances in Neural Information Processing Systems*, volume 33, pages 9841–9850, 2020. 1
- [8] Zhenliang He, Wangmeng Zuo, Meina Kan, Shiguang Shan, and Xilin Chen. Attgan: Facial attribute editing by only changing what you want. *IEEE Transactions on Image Processing*, 28(11):5464–5478, 2019. 1
- [9] Xianxu Hou, Linlin Shen, Or Patashnik, Daniel Cohen-Or, and Hui Huang. FEAT: face editing with attention. *CoRR*, abs/2202.02713, 2022. 2, 5
- [10] Tero Karras et al. Progressive growing of gans for improved quality, stability, and variation. *arXiv preprint arXiv:1710.10196*, 2017. 3

- [11] Tero Karras et al. A style-based generator architecture for generative adversarial networks. In *CVPR*, pages 4401–4410, 2019. [2](#), [3](#)
- [12] Tero Karras et al. Analyzing and improving the image quality of stylegan. In *CVPR*, pages 8110–8119, 2020. [2](#)
- [13] Gwanghyun Kim, Taesung Kwon, and Jong Chul Ye. Diffusionclip: Text-guided diffusion models for robust image manipulation. In *Proceedings of the IEEE/CVF Conference on Computer Vision and Pattern Recognition (CVPR)*, pages 2426–2435, June 2022. [5](#)
- [14] Umut Kocasari, Alara Dirik, Mert Tiftikci, and Pinar Yarnadag. Stylemc: Multi-channel based fast text-guided image generation and manipulation. In *Proceedings of the IEEE/CVF Winter Conference on Applications of Computer Vision (WACV)*, pages 895–904, 2022. [2](#)
- [15] Bowen Li, Xiaojuan Qi, Thomas Lukasiewicz, and Philip H.S. Torr. Manigan: Text-guided image manipulation. In *Proceedings of the IEEE/CVF Conference on Computer Vision and Pattern Recognition (CVPR)*, June 2020. [5](#)
- [16] Seonghyeon Nam, Yunji Kim, and Seon Joo Kim. Text-adaptive generative adversarial networks: Manipulating images with natural language. In S. Bengio, H. Wallach, H. Larochelle, K. Grauman, N. Cesa-Bianchi, and R. Garnett, editors, *Advances in Neural Information Processing Systems*, volume 31. Curran Associates, Inc., 2018. [5](#)
- [17] Alex Nichol, Prafulla Dhariwal, Aditya Ramesh, Pranav Shyam, Pamela Mishkin, Bob McGrew, Ilya Sutskever, and Mark Chen. GLIDE: towards photorealistic image generation and editing with text-guided diffusion models. *CoRR*, abs/2112.10741, 2021. [5](#)
- [18] Or Patashnik et al. Styleclip: Text-driven manipulation of stylegan imagery. In *CVPR*, pages 2085–2094, 2021. [1](#), [2](#), [3](#)
- [19] Alec Radford et al. Learning transferable visual models from natural language supervision. In *ICML*, pages 8748–8763, 2021. [1](#), [2](#)
- [20] Aditya Ramesh, Prafulla Dhariwal, Alex Nichol, Casey Chu, and Mark Chen. Hierarchical text-conditional image generation with clip latents, 2022. [5](#)
- [21] Aditya Ramesh, Mikhail Pavlov, Gabriel Goh, Scott Gray, Chelsea Voss, Alec Radford, Mark Chen, and Ilya Sutskever. Zero-shot text-to-image generation. *CoRR*, abs/2102.12092, 2021. [5](#)
- [22] Robin Rombach, Andreas Blattmann, Dominik Lorenz, Patrick Esser, and Björn Ommer. High-resolution image synthesis with latent diffusion models. In *Proceedings of the IEEE/CVF Conference on Computer Vision and Pattern Recognition (CVPR)*, pages 10684–10695, June 2022. [5](#)
- [23] Chitwan Saharia, William Chan, Saurabh Saxena, Lala Li, Jay Whang, Emily Denton, Seyed Kamyar Seyed Ghasemipour, Burcu Karagol Ayan, S. Sara Mahdavi, Rapha Gontijo Lopes, Tim Salimans, Jonathan Ho, David J Fleet, and Mohammad Norouzi. Photorealistic text-to-image diffusion models with deep language understanding, 2022. [5](#)
- [24] Axel Sauer, Tero Karras, Samuli Laine, Andreas Geiger, and Timo Aila. Stylegan-t: Unlocking the power of gans for fast large-scale text-to-image synthesis. volume abs/2301.09515, 2023. [2](#), [5](#)
- [25] Yujun Shen et al. Interfacegan: Interpreting the disentangled face representation learned by gans. *IEEE Trans. Pattern Anal. Mach. Intell.*, 2020. [2](#), [3](#), [5](#)
- [26] Yujun Shen, Jinjin Gu, Xiaoou Tang, and Bolei Zhou. Interpreting the latent space of gans for semantic face editing. In *Proceedings of the IEEE/CVF Conference on Computer Vision and Pattern Recognition (CVPR)*, 2020. [1](#)
- [27] Jianxin Sun, Qiyao Deng, Qi Li, Muyi Sun, Min Ren, and Zhenan Sun. Anyface: Free-style text-to-face synthesis and manipulation. In *Proceedings of the IEEE/CVF Conference on Computer Vision and Pattern Recognition (CVPR)*, pages 18687–18696, June 2022. [2](#), [5](#)
- [28] Ming Tao, Bing-Kun Bao, Hao Tang, Fei Wu, Longhui Wei, and Qi Tian. De-net: Dynamic text-guided image editing adversarial networks, 2022. [5](#)
- [29] Omer Tov et al. Designing an encoder for stylegan image manipulation. *ACM Transactions on Graphics (TOG)*, 40(4):1–14, 2021. [2](#)
- [30] Zongze Wu, Dani Lischinski, and Eli Shechtman. Stylespace analysis: Disentangled controls for stylegan image generation. In *Proceedings of the IEEE/CVF Conference on Computer Vision and Pattern Recognition (CVPR)*, pages 12863–12872, 2021. [1](#)
- [31] Weihao Xia et al. Tedigan: Text-guided diverse face image generation and manipulation. In *CVPR*, pages 2256–2265, 2021. [3](#), [5](#)
- [32] Taihong Xiao, Jiapeng Hong, and Jinwen Ma. Elegant: Exchanging latent encodings with gan for transferring multiple face attributes. In *Proceedings of the European Conference on Computer Vision (ECCV)*, September 2018. [1](#)
- [33] Zipeng Xu, Tianwei Lin, Hao Tang, Fu Li, Dongliang He, Nicu Sebe, Radu Timofte, Luc Van Gool, and Errui Ding. Predict, prevent, and evaluate: Disentangled text-driven image manipulation empowered by pre-trained vision-language model. In *Proceedings of the IEEE/CVF Conference on Computer Vision and Pattern Recognition (CVPR)*, pages 18229–18238, June 2022. [2](#), [5](#)
- [34] Ziqi Zhang, Cheng Deng, Kun Wei, and Xu Yang. Text-driven image manipulation via semantic-aware knowledge transfer, 2022. [2](#), [5](#)
- [35] Yufan Zhou, Ruiyi Zhang, Jiuxiang Gu, Chris Tensmeyer, Tong Yu, Changyou Chen, Jinhui Xu, and Tong Sun. Tigan: Text-based interactive image generation and manipulation. *Proceedings of the AAAI Conference on Artificial Intelligence*, 36(3):3580–3588, 2022. [2](#), [5](#)