

Hypergraph Animals

Michael P.H. Stumpf

April 4, 2023

Abstract

Here we introduce simple structures for the analysis of complex hypergraphs, hypergraph animals. These structures are designed to describe the local node neighbourhoods of nodes in hypergraphs. We establish their relationships to lattice animals and network motifs and develop their combinatorial properties, for sparse and uncorrelated hypergraphs. Here we can make use of the tight link of hypergraph animals to partition numbers, which opens up a vast mathematical framework for the analysis of hypergraph animals. We then study their abundances in random hypergraphs. Two transferable insights result from this analysis: (i) it establishes the importance of high-cardinality edges in ensembles of random hypergraphs that are inspired by the classical Erdos-Renyi random graphs; and (ii) there is a close connection between degree and hyperedge cardinality in random hypergraphs that shapes the animal abundances and spectra profoundly. Together these two findings imply that we need to spend more effort on investigating and developing suitable conditional ensembles of random hypergraph that can capture real-world structures and their complex dependency structures.

1 Introduction

Complex systems are more than the sum of their parts [1]. While they cannot be fully comprehended by dissecting them into their constituent components [2], we can gain valuable, if partial, insights into their global dynamics by characterising key local features. The search and classification of such local features has been an important cornerstone of complex systems science. Here I consider one candidate feature for complex hypergraphs [3], and which I will refer to as “hypergraph animals”. Below I will outline their relationships to lattice animals and network motifs; I will then discuss some of their combinatorial properties before deriving and analysing their distributions in a class of random hypergraphs.

Lattice animals [4] refer to connected groups of sites in lattices or hypercubes (see Fig. 1A). The number of different configurations for a fixed number of lattice sites, their volume, and circumference of lattice animals have been a topic of longstanding interest in statistical physics, combinatorics, experimental mathematics, but also recreational mathematics [5]. The study of lattice animals and their growth has been important in percolation theory to map out percolation transitions on different lattices.

Network motifs [6, 7] (Fig. 1B) are a closely related concept in the areas of graph theory and network science. Here, in addition to the combinatorial problems of enumerating motifs or calculating distributions over motif abundances for different random graph ensembles, the potential functional role that different motifs play in complex dynamical systems has guided much of the research [8].

Graphs and networks have come to predominate the analysis of many complex systems [9], ranging from physics [10], engineering [11], biology [12], the social sciences [13], and the humanities [14]. But as our understanding of complex systems and complex networks has increased, so has our appreciation of the potential shortcomings of classical graph descriptions. In many instances interactions and dynamics go beyond pairs [15–17]. Many molecular reactions, for example, involve more than two molecular species; regulation of cellular processes relies on the intricate and synergistic interplay of transcription regulators and their molecular complexes with DNA and co-factors; in the social sciences, similarly, dynamics are shaped by the confluence of multiple players that are only poorly understood in terms of pairwise interactions or networks.

The purpose here is to introduce a set of combinatorial structures, that are related to lattice animals and to network motifs, and which for convenience I refer to as *hypergraph animals* (see Fig. 1C). I develop their connections to lattice animals and network motifs, and explore their combinatorial properties and their abundances in random uncorrelated hypergraph models [18]. Unlike the recent proposition of hypergraph motifs [19, 20], hypergraph animals focus on very local properties: the arrangement of hyperedges incident on a single node.

What all three structures — lattice animals, network motifs, and hypergraph animals — have in common is that they focus on local aspects of larger, and potentially more complex structures. There is hope, often with good reason, that understanding local characteristics allows us to understand aspects of the global system. But whether hypergraph animals are such useful local features will depend on their properties and their distributions in theoretical as well as empirical hypergraph networks. The analysis of hypergraphs in real-world applications will be considered separately in a companion paper.

Hypergraphs [9, 16, 21] extend the concept of graphs by allowing edges to contain more than two vertices: edges are sets (or multisets if a node can be part of a hyperedge multiple times) of vertices, $\mathcal{H} = \{h_1, \dots, h_M\}$ with $h_i = (v_s, v_t, \dots, v_u)$; we thus have [22, 23],

$$\mathcal{J} = (\mathcal{V}, \mathcal{H}). \quad (1)$$

Here, we refer to $N = |\mathcal{V}|$ as the order of a (hyper)graph, by $M = |\mathcal{E}|$ and $M = |\mathcal{H}|$ as the size of the hypergraph, respectively, and by $l_i = |h_i|$ as the cardinality of hyperedge i .

2 Counting Lattice Animal Configurations

A node in a hypergraph with degree k can have $q \geq k$ neighbours; any edge with cardinality l_i contributes $l_i - 1$ neighbours. We first assume that the hypergraphs are

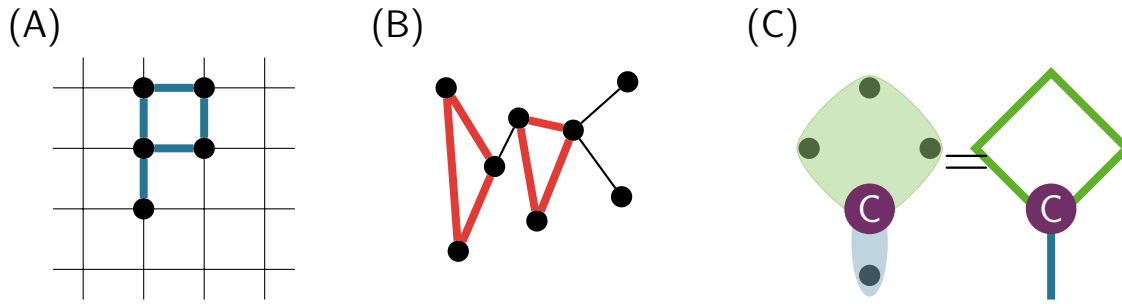


Figure 1: Structures on lattices, graphs and hypergraphs. (A) Lattice Animals are structures formed by connected sites, traditionally on regular lattice. (B) Network motifs are patterns of connected nodes on graphs or networks; their respective abundances and structures reflect structural and potentially functional characteristics of complex networks. (C) Hypergraph Animals are considered here in an attempt to classify the local properties of nodes (here of node “C” indicated in purple) in a hypergraph, where the local neighbourhood is not well captured by the node degree alone. The notation on the right will be used below to keep track of the different potential architectures of Hypergraph Animals.

uncorrelated and sufficiently sparse so that we never have the case where the intersection of two vertex sets of hyperedges contains more than one element. Therefore the number of distinct local configurations in which q neighbours can be contributed by k distinct edges is equal to the so-called partition number, $n(q, k)$, which is the number of ways in which k integers, $0 \leq k \leq q$ can be added up to sum up to q . E.g there are $n(4, 3) = 3$ ways in which we can sum up three integers to yield 4: 0 and 4, 1 and 3; and 2 and 2 (the order of terms does not matter).

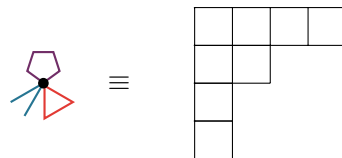
There is no closed form expression for partition numbers, but they obey the recursion relation

$$n(q, k) = n(q - 1, k - 1) + n(q - k, k) \quad (2)$$

with

$$n(q, k) = 1 \quad \text{for } k = 1 \quad \text{and} \quad n(q, k) = 0 \quad \text{for } n < 0. \quad (3)$$

In Fig. 2 we show the possible hypergraph animals for $2 \leq q \leq 5$ in our shorthand notation. This notation is straightforwardly translated into e.g. Young (or Ferrers) diagrams[24, 25], by adding a row of with ν squares corresponding to the ν sides of the polygons making up the hypergraph animal; for example, we can identify the Young diagram for a given hypergraph animal, such as



Because of this equivalence we can draw on a vast array of tools and body of mathematical knowledge in order to count and analyse the different shapes of hypergraph animals [24, 26].

Partition numbers have been a fruitful field of research in combinatorics and number theory. For example, there is an exact solution for the total number of partitions, $n(q)$, in which q can be represented, but this solution involves infinite series and is hard to represent [27]. The generating function [28], $f(x) = \sum n(q)x^q$, by contrast is simple,

$$f(x) = \prod_{\nu=1}^{\infty} \frac{1}{(1-x^\nu)} \quad \text{with } |x| < 1, \quad (4)$$

and was already known to Euler [24, 25].

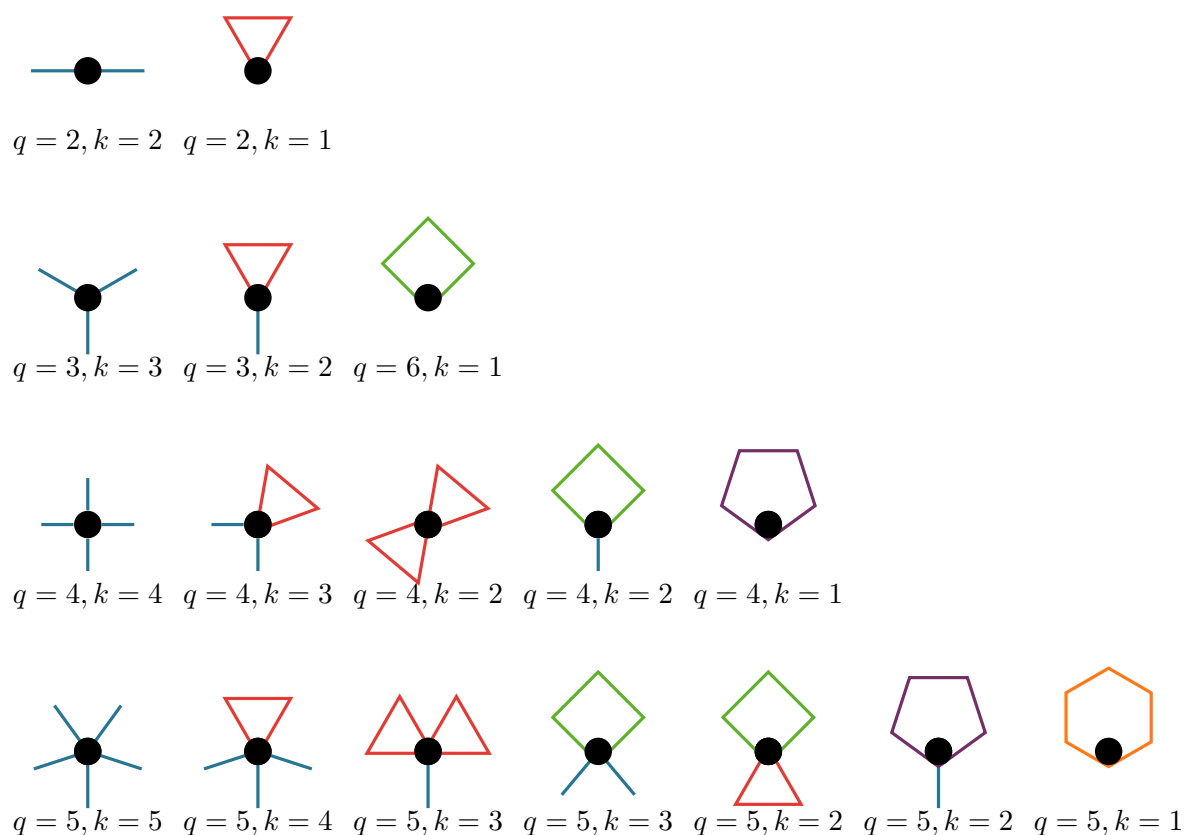


Figure 2: Distinct hypergraph animals for $2 \leq q \leq 5$.

2.1 Restricted Hypergraph Animals

The combinatorial properties of partition numbers carry through to hypergraph animals. We can, for example, calculate the number of animals that have no edges of cardinality 2, that is nodes for which every incident edge is a true hyperedge ($l_1 > 2$); below we will

show that these are often dominating the set of observed hypergraph animals in random hypergraphs. In this case the generating function becomes,

$$f_1(x) = \prod_{\nu=2}^{\infty} \frac{1}{(1-x^\nu)} \quad \text{with } |x| < 1. \quad (5)$$

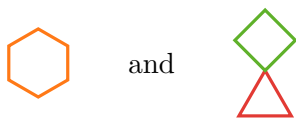
The proof of this is analogous to the standard proof of relationship (4) in e.g. [24, 26] and proceeds by expanding the right-hand side of Eqn. (5) as a power series,

$$\begin{aligned} \prod_{\nu=2}^{\infty} \frac{1}{(1-x^\nu)} &= (1+x^2+x^{2\cdot 2}+x^{2\cdot 3}+\dots) \times \\ &\quad (1+x^3+x^{3\cdot 2}+x^{3\cdot 3}+\dots) \times \\ &\quad (1+x^4+x^{4\cdot 2}+x^{4\cdot 3}+\dots) \times \\ &\quad (1+x^5+x^{5\cdot 2}+x^{5\cdot 3}+\dots) \times \\ &\quad (1+x^6+x^{6\cdot 2}+x^{6\cdot 3}+\dots) \times \\ &\quad \dots \end{aligned}$$

Collecting terms of equal power, for example for $q = 5$, we have the following ways of obtaining x^5 ,

$$1 \times 1 \times 1 \times x^5 \quad \text{and} \quad x^2 \times x^3 \times 1.$$

Thus the only two conformations that result in 5 neighbours only involving hyperedges with $l_i > 2$ are



Similarly, for $q = 6$ we have four potential configurations,

$$1 \times 1 \times 1 \times 1 \times x^6, \quad x^2 \times 1 \times x^4 \times 1, \quad 1 \times x^{3\cdot 2} \times 1 \quad \text{and} \quad x^{2\cdot 3} \times 1,$$

or, in our graphical notation,



Eqns. (4) and (5) can be generalised to calculate the number of abundances of any restriction on hypergraph animals. For example, if we want to consider animals which only consist of hyperedges of cardinalities $l_i \in \mathcal{L} = \{\lambda_1, \lambda_2, \lambda_3, \dots, \lambda_s\}$ we have for the generating function

$$f_2(x) = \prod_{\nu \in \mathcal{L}} \frac{1}{(1-x^\nu)} \quad (6)$$

The generating functions of this type allow us to calculate the number of different hypergraph animal configurations. To calculate their abundances in uncorrelated hypergraphs we need to define suitable hypergraph ensembles which we will turn to in the next section.

3 Hypergraph Animals in Random Hypergraphs

3.1 Random Hypergraph Ensembles

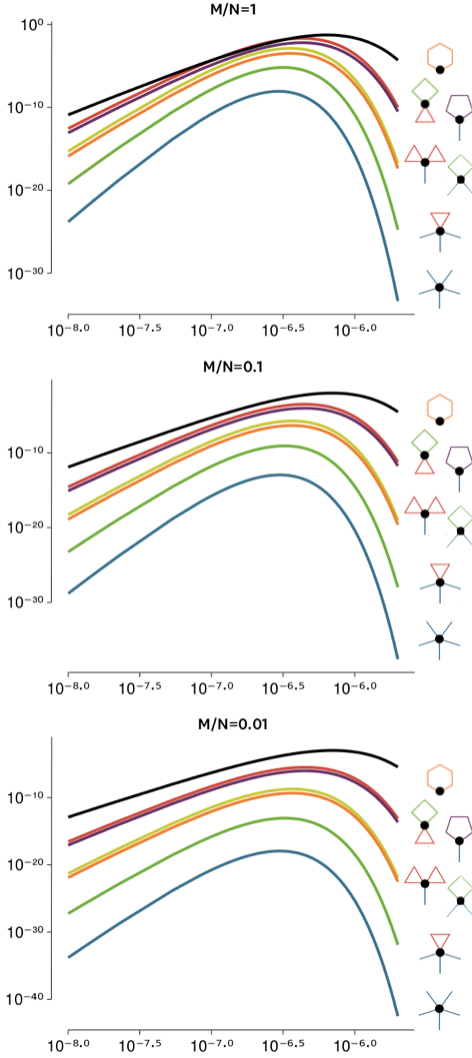


Figure 3: Hypergraph-animal probabilities for $q = 5$ vs. the probability, p , of a node i belonging to any given hyper edge j (see Eqns. (11) and (12)).

With this we can, in the limit $N \rightarrow \infty$, make the transition from binomial to Poisson distributions over degrees and cardinalities,

$$\Pr(k) = \frac{(\gamma\lambda)^k \exp(-\gamma\lambda)}{k!} \quad (11)$$

We introduce an ensemble of random hypergraphs that follows as closely as possible the example of the classical or Erdős–Renyi random graphs [29] and which was recently discussed by Barthelemy [30]. We consider hypergraphs of order N (the number of nodes) and size, M (the number of hyperedges). For $i = 1, \dots, N$ each edge j (with $j = 1, \dots, M$) contains node i with probability p . Then the degree distribution, that is the probability that a node is part of k hyperedges, is

$$\Pr(k) = \binom{M}{k} p^k (1-p)^{M-k}. \quad (7)$$

Similarly the distribution over edge cardinalities, that is the probability that a hyperedge contains l distinct vertices (we do not consider cases where hyperedges can be multisets) is given by

$$\Pr(l) = \binom{N}{l} p^l (1-p)^{N-l}. \quad (8)$$

With Eqns. (7) and (8) we can immediately calculate the average degree and cardinality of the hypergraph given N, M and p ,

$$\langle k \rangle = pM \quad (9)$$

and

$$\langle l \rangle = pN, \quad (10)$$

respectively. The definitions, (7) and (8) of [30], allow unconnected nodes ($k = 0$), hyperedges with only one incident node ($l = 1$), as well as empty hyperedges ($l = 0$). We can choose to rescale these distributions [31] to focus only on nodes with at least one incident edge and edges with at least 2 nodes if this is desired.

It is sometimes preferable to write $M = \gamma N$,

and

$$\tilde{\text{Pr}}(l) = \frac{(\lambda)^l \exp(-\lambda)}{l!}, \quad (12)$$

where $\lambda = pN$.

From equations (8)-(12) it follows that the average cardinality is proportional (with proportionality constant γ) to the average degree; most nodes will have a degree close to the average degree of the hypergraph; and most hyperedges will have cardinality close to the average cardinality.

3.2 Hypergraph Animal Abundances in Random Hypergraphs

In an uncorrelated (and sufficiently sparse) hypergraph the numbers of different hypergraph animals can be calculated straightforwardly following arguments employed e.g. in [31] for random graphs: we need to take the probability distributions over node degrees and edge cardinalities into account, and then consider the combinatorics of assigning q neighbours to k edges. The dependency between (hyper-)node degrees and cardinality makes this a somewhat richer behaviour than might be expected from the analysis of random graphs, where these two are unlinked. As p increases so does $\langle k \rangle$ but also $\langle l \rangle$. Thus in the simple ensemble of random hypergraphs described above the probability of a hyper edge having cardinality, $l = 2$, initially increases and then decreases. That in turn also means that very quickly the fraction of hypergraph animals that are composed solely of cardinality 2 hyper edges decreases: random hypergraphs quickly become dominated by hyperedges with cardinality close to the average cardinality (10).

With the probabilities for degrees and cardinalities given we can calculate the probability of any configuration where a node with degree k has q neighbours across its k incident hyperedges with cardinalities, l_i , subject to the constraint that $\sum_{i=1}^k (l_i - 1) = q$. Assuming that the hypergraph is uncorrelated and that the overlap between hyperedges is never more than one node we obtain,

$$\text{Pr}(k, \{l_i\}) = \binom{q}{l_1 - 1; l_2 - 1; \dots; l_k - 1} \text{Pr}(k) \tilde{\text{Pr}}(l_1) \tilde{\text{Pr}}(l_2) \dots \tilde{\text{Pr}}(l_k). \quad (13)$$

We can substitute Eqns. (11) and (12) (or, alternatively but less conveniently, expressions (7) and (8)) into this expression to determine the probability of any hypergraph animal,

$$\text{Pr}(k, \{l_i\}) = \binom{q}{l_1 - 1; l_2 - 1; \dots; l_k - 1} \frac{(\gamma\lambda)^k e^{-\gamma\lambda}}{k!} \frac{\lambda^{l_1} e^{-\lambda}}{l_1!} \frac{\lambda^{l_2} e^{-\lambda}}{l_2!} \dots \frac{\lambda^{l_k} e^{-\lambda}}{l_k!}. \quad (14)$$

The distributions for animals for which $q = 5$ are shown in Fig. 3.1. The most noticeable features of these plots are that the probability tends to decrease with degree, k , of the central node; this becomes more pronounced with decreasing $\gamma = M/N$. For animals with the same k , those with the larger minimum hyper edge cardinality have a slightly higher probability over the p ranges considered here. As p increases the number of neighbours q and the cardinality of hyperedges increases, which, for fixed q leads to an initial increase in the hyper animal probability before it decreases again.

The structure of Eqn. (14) helps to explain this: for each additional (hyper)edge incident on a node we gain a Poisson term, $\lambda^{l_{k+1}}e^{-\lambda}/l_{k+1}! < 1.0$, which explains why, generally, higher degree results in a lower hypergraph animal probability. Similarly, two hypergraph animals with the same degree k but different cardinality sets $\{l_i\}$ and $\{l_j\}$ will typically differ in two (or, especially for large k , more) Poisson terms, e.g.

$$\frac{\lambda^{l_s}e^{-\lambda}}{l_s!} \cdots \frac{\lambda^{l_t}e^{-\lambda}}{l_t!} \quad \text{and} \quad \frac{\lambda^{l_s-1}e^{-\lambda}}{(l_s-1)!} \cdots \frac{\lambda^{l_t+1}e^{-\lambda}}{(l_t+1)!}; \quad (15)$$

so their products will be of the same order.

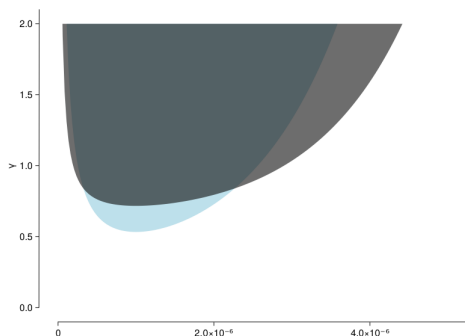


Figure 4: The gray area is the regime in p - γ space where $\Pr(2, \{3, 2\}) > \Pr(1, \{5\})$; the blue area indicates where $\Pr(2, \{4, 1\}) > \Pr(1, \{5\})$.

$\Pr(1, \{5\})$ and $\Pr(2, \{4, 1\}) > \Pr(1, \{5\})$ as illustrations, and indicate the area where the inequalities hold in gray and blue, respectively, which tends to be for larger values of γ . For the random hypergraph ensemble considered here we find that generally the frequency of a hypergraph animal decreases with degree k , as us seen in Figure 3. The link between node degree and hyperedge cardinality implied by Eqns. (11) and (12), is a potential shortcoming of this definition of a hypergraph ensemble. In practical applications we should consider configuration hypergraphs [32, 33], which can be conditioned on available data.

4 Conclusion

Hypergraphs are more complex and flexible than conventional networks or lattices. Hypergraph animals are, in principle, simpler than lattice animals and network motifs, and they are clearly simpler than recent generalisations of motifs to hypergraphs [19, 20]. Nevertheless they hold considerable appeal and promise for further analysis: their combinatorial properties and their probabilistic characteristics distributions in random networks deserve further consideration [34]. Here the focus was on uncorrelated and relatively sparse hypergraphs, but this will cover many important applications [3, 35].

As we see in the top-panel of Fig. 3 there are some areas, where the probability can be higher for $k = 2$ than for $k = 1$. We can use Eqn. (14) to map these areas where $\Pr(k, \{l_i\}) > \Pr(k - 1, \{l_j\})$, e.g.

$$\Pr(2, \{3, 2\}) > \Pr(1, \{5\}) \quad (16)$$

is fulfilled for fixed λ when

$$\gamma > \frac{e^\lambda}{5\lambda}. \quad (17)$$

Because $\lambda = Np$ we can also determine when (for fixed N) $\Pr(k, \{l_i\}) > \Pr(k - 1, \{l_j\})$ as a function of γ and p . In Fig. 4 we use $\Pr(2, \{3, 2\}) >$

One promising application of hypergraph animals is in the statistical analysis of real-world hypergraphs. For a meaningful analysis we need expressions for expected distributions of the different hypergraph animals; and arguably we need ensembles for more general random hypergraphs. Without the *a priori* establishment of a statistical framework for hypergraph animal analysis, it will be difficult to make meaningful assessments of their association with functional properties of complex networks. Just as network motifs are only indicative but not conclusive about function and dynamics, so do we have to expect limitations as to how much functional information can be gleaned from hyper graph animal abundances or spectra. They would, however, offer a natural way to define, analyse and even infer complex multivariate dependency structures e.g.using suitable information measures[36] from single cell gene expression data.

We have developed a lot of intuition about networks and their characteristics by combining rigorous mathematical analysis of random and generalised random graphs, empirical analysis of real-world networks (even though it now appears that many of these will, in fact, be better described by hypergraphs), and the development of error and sampling models for network data. Better understanding relies on all three lines of inquiry supporting one another, and us in our attempts to make sense of complex data, networks, and hypergraphs.

1. Anderson, P. W. More is different: broken symmetry and the nature of the hierarchical structure of science. *Science* **177**, 393–396 (1972).
2. Stumpf, M. P. More is different with a vengeance. *Cell Systems* **13**, 594–597 (2022).
3. Battiston, F. *et al.* The physics of higher-order interactions in complex systems. *Nature Physics* **17**, 1093–1098 (2021).
4. Domb, C. Lattice animals and percolation. *Journal of Physics A: Mathematical and General* **9**, L141 (1976).
5. Jensen, I. & Guttman, A. J. Statistics of lattice animals (polyominoes) and polygons. *Journal of Physics A: Mathematical and General* **33**, L257 (2000).
6. Milo, R. *et al.* Network motifs: simple building blocks of complex networks. *Science* **298**, 824–7 (2002).
7. Stone, L. *et al.* Network motifs and their origins. *PLoS Comput Biol* **15**, e1006749 (2019).
8. Ingram, P. J. *et al.* Network motifs: structure does not determine function. *BMC genomics* **7**, 1–12 (2006).
9. Dorogovtsev, S. N. & Mendes, J. F. *The Nature of Complex Networks* (Oxford University Press, 2022).
10. Cimini, G. *et al.* The statistical physics of real-world networks. *Nature Reviews Physics* **1**, 58–71 (2019).
11. Cui, L. *et al.* Complex networks: An engineering view. *IEEE Circuits and Systems Magazine* **10**, 10–25 (2010).

12. De Silva, E. & Stumpf, M. P. Complex networks and simple models in biology. *Journal of the Royal Society Interface* **2**, 419–430 (2005).
13. An, W. *et al.* Causal Network Analysis. *Annual Review of Sociology* **48**, 23–41 (2022).
14. Laidlaw, Z. *Colonial connections, 1815–45: patronage, the information revolution and colonial government* (Manchester University Press, Manchester, UK, 2013).
15. Oster, G. *et al.* Network thermodynamics. *Nature* **234**, 393–399 (1971).
16. Battiston, F. *et al.* Networks beyond pairwise interactions: structure and dynamics. *Physics Reports* **874**, 1–92 (2020).
17. Vittadello, S. T. & Stumpf, M. P. Model comparison via simplicial complexes and persistent homology. *Royal Society Open Science* **8**, 211361 (2021).
18. Diaz, L. P. & Stumpf, M. P. HyperGraphs. jl: representing higher-order relationships in Julia. *Bioinformatics* **38**, 3660–3661 (2022).
19. Lee, G. *et al.* Hypergraph motifs: Concepts, algorithms, and discoveries. *arXiv preprint arXiv:2003.01853* (2020).
20. Lotito, Q. F. *et al.* Higher-order motif analysis in hypergraphs. *Communications Physics* **5**, 79 (2022).
21. Carletti, T. *et al.* Dynamical systems on hypergraphs. *Journal of Physics: Complexity* **1**, 035006 (2020).
22. Berge, C. *Hypergraphs: combinatorics of finite sets* (Elsevier, 1984).
23. Bretto, A. *Hypergraph theory* (Springer, 2013).
24. Schroeder, M. R. *Number theory in science and communication: with applications in cryptography, physics, digital information, computing, and self-similarity* 4th ed. ISBN: 3540265961 (pbk.) <http://www.loc.gov/catdir/enhancements/fy0663/2005934197-d.html> (Springer, Berlin, 2006).
25. Graham, R. L. *et al.* *Concrete mathematics: a foundation for computer science* 2nd ed. ISBN: 0201558025 (Addison-Wesley, Reading, Mass., 1994).
26. Alder, H. Partition identities – from Euler to the Present. *The American Mathematical Monthly* **76**, 733–746 (1969).
27. Rademacher, H. A Convergent Series for the Partition Function $p(n)$. *Proc Natl Acad Sci U S A* **23**, 78–84 (1937).
28. Lando, S. K. *Lectures on generating functions* ISBN: 0821834819 (pbk. : alk. paper) (American Mathematical Society, Providence, RI, 2003).
29. Bollobás, B. *Random graphs* 2nd ed. ISBN: 0521809207. <http://www.loc.gov/catdir/description/cam021/00068952.html> (Cambridge University Press, Cambridge, 2001).
30. Barthelemy, M. Class of models for random hypergraphs. *Phys Rev E* **106**, 064310 (2022).

31. Stumpf, M. P. & Wiuf, C. Incomplete and noisy network data as a percolation process. *Journal of the Royal Society Interface* **7**, 1411–1419 (2010).
32. Chodrow, P. Configuration models of random hypergraphs. *Journal of Complex Networks* **8**, cnaa018 (2020).
33. Arafat, N. A. *et al.* Construction and random generation of hypergraphs with prescribed degree and dimension sequences in *Database and Expert Systems Applications: 31st International Conference, DEXA 2020, Bratislava, Slovakia, September 14–17, 2020, Proceedings, Part II 31* (2020), 130–145.
34. Yoon, S *et al.* Belief-propagation algorithm and the Ising model on networks with arbitrary distributions of motifs. *Phys Rev E Stat Nonlin Soft Matter Phys* **84**, 041144 (2011).
35. Christensen, T. S. *et al.* Reconstruction and logical modeling of glucose repression signaling pathways in *Saccharomyces cerevisiae*. *BMC systems biology* **3**, 1–15 (2009).
36. Chan, T. E. *et al.* Gene regulatory network inference from single-cell data using multivariate information measures. *Cell systems* **5**, 251–267 (2017).