

Knowledge Graph Embedding with 3D Compound Geometric Transformations

Xiou Ge, Yun-Cheng Wang, *Student Member, IEEE*, Bin Wang, *Member, IEEE*,
C.-C. Jay Kuo, *Fellow, IEEE & ACM*,

Abstract—The cascade of 2D geometric transformations were exploited to model relations between entities in a knowledge graph (KG), leading to an effective KG embedding (KGE) model, CompoundE. Furthermore, the rotation in the 3D space was proposed as a new KGE model, Rotate3D, by leveraging its non-commutative property. Inspired by CompoundE and Rotate3D, we leverage 3D compound geometric transformations, including translation, rotation, scaling, reflection, and shear and propose a family of KGE models, named CompoundE3D, in this work. CompoundE3D allows multiple design variants to match rich underlying characteristics of a KG. Since each variant has its own advantages on a subset of relations, an ensemble of multiple variants can yield superior performance. The effectiveness and flexibility of CompoundE3D are experimentally verified on four popular link prediction datasets.

Index Terms—Knowledge graph embedding, link prediction, geometric transformation.

I. INTRODUCTION

KNOWLEDGE graphs (KGs) find rich applications in knowledge management and discovery [1]–[3], recommendation systems [4], [5], fraud detection [6], [7], chatbots [8], [9], etc. KGs are directed relational graphs. They are formed by a collection of triples in form of (h, r, t) , where h , r , and t denote head, relation, and tail, respectively. Heads and tails are called entities and represented by nodes while relations are links in KGs. KGs are often incomplete. One critical task in knowledge graph (KG) management is “missing link prediction”. Knowledge graph embedding (KGE) methods have received a lot of attention in recent years due to their effectiveness in missing link prediction. Many KGs such as DBpedia [10], YAGO [11], Freebase [12], NELL [13], Wikidata [14], and ConceptNet [15] have been created and made publicly available for KGE model development and evaluation.

One family of KGE models builds a high-dimensional embedding space, where each entity is a vector. The relation is modeled by a certain geometric manipulation such as translation and rotation. To evaluate the likelihood of a candidate triple, the geometric manipulation associated with the relation is applied to the head entity and then the distance between the manipulated head and the tail is measured. The shorter the distance, the higher likelihood of the triple. To this end, these KGE models are called distance-based KGEs. Examples of distance-based KGEs include TransE [16], RotatE [17], and

PairRE [18]. Each of them uses a single geometric transformation to represent relations between entities. Specifically, translation, rotation, and scaling operations are adopted by TransE, RotatE, and PairRE, respectively.

The above-mentioned KGE models achieve reasonably good performance in link prediction with only a single geometric transformation. The cascade of multiple 2D geometric transformations offers a powerful tool in image manipulation [19]. This idea was exploited to develop a new KGE model, called CompoundE, in [20]. TransE, RotatE and PairRE are all degenerate cases of CompoundE. Thus, CompoundE outperforms them in link prediction performance. CompoundE unifies translation, rotation, and scaling operations under one common framework. It has several mathematically provable properties that facilitate the modeling of different complex relation types in KGE. The effectiveness of these composite operators has been successfully demonstrated through extensive experiments and applications in downstream tasks such as entity typing and multihop query answering in [20]. Furthermore, borrowed from the concept of rotation in the 3D space, Rotate3D [21]–[23] achieves more effective parameterization and endows a model with greater modeling power than RotatE based on 2D rotation. That is, Rotate3D can model non-commutative relations better than RotatE.

Inspired by the success of CompoundE and Rotate3D, we wonder whether it would be beneficial to look for compound geometric transformations in the 3D space in the KGE model design. Here, we extend the CompoundE work in [20] along three directions. First, we include more affine operations beyond translation, rotation, and scaling such as reflection and shear. Second, we extend these geometric transformations from the 2D space to the 3D space and propose a family of KGE models, CompoundE3D. Third, CompoundE3D allows multiple design variants to match rich underlying characteristics of a KG. Since each variant has its own advantages on a subset of relations, an ensemble of multiple variants can yield superior performance. The effectiveness of CompoundE3D is experimentally verified on four popular link prediction datasets.

It is worthwhile to emphasize that we enhance CompoundE by addressing two critical issues. First, compound operations lead to numerous model variants, and it is unclear how to determine a scoring function that performs the best for a given dataset. Here, we propose an adapted beam search algorithm that builds more complex scoring functions from simple but effective ones gradually. Second, although ensemble learning is a popular strategy, it remains under-explored when it comes

Xiou Ge, Yun-Cheng Wang, and C.-C. Jay Kuo are with the Ming Hsieh Department of Electrical and Computer Engineering, University of Southern California, Los Angeles, CA, 90089, USA.
Bin Wang is with National University of Singapore, Singapore.

to building KGE models. In this work, we explore two ensemble strategies that potentially boost link prediction performance and allow different CompoundE3D variants to work together and complement each other. First, we implement a weighted sum of different scoring functions for link prediction. Second, we apply unsupervised rank aggregation functions to unify rank predictions from individual model variants. Both strategies help boost the ranking of valid candidate entities and reduce the impact of outliers.

The major contributions of this work are summarized below.

- We examine affine operations in the 3D space, instead of the 2D space, to allow more versatile relation representations. Besides translation, rotation, and scaling used in CompoundE, we include reflection and shear transformations which allow an even larger design space.
- We propose an adapted beam search algorithm to discover better model variants. Such a procedure avoids unnecessary exploration of poor variants but zooms into more effective ones to strike a good balance between model complexity and prediction performance.
- We analyze the properties of each operation and its advantage in modeling different relations. Our analysis is backed by empirical results on four datasets.
- To reduce errors of an individual model variant and boost the overall link prediction performance, we aggregate decisions from different variants with two approaches; namely, the sum of weighted distances and rank fusion.

The rest of this paper is organized as follows. A brief review of related work is provided in Sec. II. The design methodology of CompoundE3D is explained and the decision ensemble of multiple model variants is elaborated in Sec. III. Experimental results and performance benchmarking with previous work are presented in Sec. IV. Finally, concluding remarks and future research directions are given in Sec. V.

II. RELATED WORK

A. Knowledge Graph Embedding (KGE) Models

A large number of distance-based KGE models are derived by treating relations as certain transformations. They are briefly reviewed below.

1) *2D Geometric Transformations*: Quite a few KGE models are inspired by 2D geometric transformations such as translation, rotation, and scaling in the 2D plane. TransE [16] models the relation as a translation between head and tail entities. This simple model is not able to model symmetric relations effectively. RotatE [17] treats relations as certain rotations in the complex space, which works well for symmetric relations. Furthermore, RotatE introduces a self-adversarial negative sampling loss that improves distance-based KGE model performance significantly. PairRE [18] models relations with the scaling operation to allow variable margins. This is helpful in encoding complex relations. The unitary constraint on entity embedding in PairRE is also effective in practice. CompoundE [20] adopts compound geometric transformations, including translation, rotation, and scaling, to model different relations. It offers a superior KGE model without increasing the overall complexity much.

2) *Advanced Transformations*: NagE [22] introduces generic group theory to the design of KGE models and gives a generic recipe for their construction. QuatE [24] extends the KGE design to the Quaternion space which enables more compact interactions between entities and relations while introducing more degree of freedom. To model non-commutativeness in relation composition more effectively, both RotatE3D [21] and DensE [23] leverage quaternion rotations but in different forms. ROTH [25] adopts the hyperbolic curvature to capture the hierarchical structure in KGs. On the other hand, it is questioned in [26] whether the introduction of hyperbolic geometry in KGE is necessary.

B. Classification-based Models

Another family of models is built by classifying an unseen triple into “valid” (or positive) and “invalid” (or negative) two classes and then using the soft decision to measure the likelihood of the triple.

1) *Simple Neural Networks*: A multilayer perceptron (MLP) network [27] is used to measure the likelihood of unseen triples for link prediction. The neural tensor network (NTN) [28] adopts a bilinear tensor neural layer to model interactions between entities and relations of triples. ConvE [29] stacks head entities and relations, reshapes them to 2D arrays, and uses the convolutional neural network (CNN) to extract the information from them. The resulting feature map interacts with tail entities through dot products. R-GCN [30] uses the graph convolutional network (GCN) with relation-specific weights to obtain entity representations, which are subsequently fed to DistMult [31] for link prediction. Despite its potential of handling the inductive setting, its performance is not on par with the embedding based approach.

2) *Advanced Neural Networks*: KG-BERT [32] uses the pretrained language model, BERT [33], to obtain the entity representation from textual descriptions (rather than from KG links). However, its inference time is much longer compared to embedding-based models. SimKGC [34] improves transformer-based classification methods by constructing contrastive pairs. It uses BERT to estimate the semantic similarity and treats triples of higher similarity score as positive sample pairs, and vice versa. However, its performance is sensitive to the language model quality, and its required computational resource is high.

3) *Lightweight Classification Model*: KGBoost [35] proposes a novel negative sampling scheme, and uses the XGBoost [36] classifier for link prediction. Inspired by the Discriminant Feature Learning (DFT) [37], [38] that extracts most discriminative features from trained embeddings, GreenKGC [39] is a lightweight and modularized classification method that trains a binary classifier to classify unseen triples.

C. Advanced Relation Modeling

Special techniques have been developed to model complex relations. For example, to model relations such as 1-to-N, N-to-1, and N-to-N effectively, TransH [40] projects the embedded entity space into relation-specific hyper-planes. TransR [41] learns a relation-specific projection that maps

entity vectors to a certain relation space. TransD [42] derives dynamic mapping based on relation and entity projection vectors. TranSparse [43] enforces the relation projection matrix to be sparse. Recently, many KGE models including X+AT [44], SFBR [45], and STaR [46] apply translation and scaling operations to both distance-based and semantic-matching-based [47] models to improve the performance gain. The inclusion of translation is proven to be effective in improving KGEs in the Quaternion space such as DualE [48], BiQUE [49]. ReflectE [50] models each relation as a normal vector of a hyper-plane that reflects entity vectors. It can be used to model symmetric and inverse relations well. So far, the cascade of various affine operations is a natural yet unexplored idea to pursue.

D. Model Ensembles

Although ensemble learning is a prevailing strategy in machine learning, it remains under-explored for knowledge graph completion. Link prediction evaluation is essentially a ranking problem. It is desired to optimize an ensemble decision so that valid triples get ranked higher than invalid ones among all candidates. Rank aggregation is a classical problem in information retrieval. Both supervised methods [36], [51] and unsupervised methods [52], [53] have been studied. Since the ground truth ranking in KG's link prediction is not available (except the top-1 triple), the unsupervised setting is more relevant. Yet, the use of rank aggregation to boost link prediction performance has received limited attention. Several examples are given below. KEnS [54] performs ensemble inference to combine predictions from multiple language-based KGEs for multilingual knowledge graph completion. AutoSF [55] develops an algorithm to search for the best scoring functions from multiple semantic matching models. The ensemble of multiple identical low-dimensional KGE models is adopted in [56] to boost the link prediction performance. Recently, DuEL [57] treats link prediction as a classification problem and aggregates binary decisions from several different classifiers using unsupervised techniques.

III. PROPOSED METHOD

A. CompoundE3D

In this work, we use 3D affine transformations, including Translation, Scaling, Rotation, Reflection, and Shear as illustrated in 1, to model different relations in KGs. This large set of transformation operators offer immense flexibility in the KGE design against different characteristics of KG datasets. Below, we formally define each of the 3D affine operators in homogeneous coordinates.

1) *Translation*: Component $\mathbf{T} \in \mathbf{SE}(3)$, illustrated by Fig. 1a, is defined as

$$\mathbf{T} = \begin{bmatrix} 1 & 0 & 0 & v_x \\ 0 & 1 & 0 & v_y \\ 0 & 0 & 1 & v_z \\ 0 & 0 & 0 & 1 \end{bmatrix}, \quad (1)$$

2) *Scaling*: Component $\mathbf{S} \in \mathbf{Aff}(3)$, illustrated by Fig. 1b, is defined as

$$\mathbf{S} = \begin{bmatrix} s_x & 0 & 0 & 0 \\ 0 & s_y & 0 & 0 \\ 0 & 0 & s_z & 0 \\ 0 & 0 & 0 & 1 \end{bmatrix}, \quad (2)$$

3) *Rotation*: Component $\mathbf{R} \in \mathbf{SO}(3)$, illustrated by Fig. 1c, is defined as

$$\mathbf{R} = \mathbf{R}_z(\alpha)\mathbf{R}_y(\beta)\mathbf{R}_x(\gamma) = \begin{bmatrix} a & b & c & 0 \\ d & e & f & 0 \\ g & h & i & 0 \\ 0 & 0 & 0 & 1 \end{bmatrix}, \quad (3)$$

where

$$\begin{aligned} a &= \cos(\alpha) \cos(\beta), \\ b &= \cos(\alpha) \sin(\beta) \sin(\gamma) - \sin(\alpha) \cos(\gamma), \\ c &= \cos(\alpha) \sin(\beta) \cos(\gamma) + \sin(\alpha) \sin(\gamma), \\ d &= \sin(\alpha) \cos(\beta), \\ e &= \sin(\alpha) \sin(\beta) \sin(\gamma) + \cos(\alpha) \cos(\gamma), \\ f &= \sin(\alpha) \sin(\beta) \cos(\gamma) - \cos(\alpha) \sin(\gamma), \\ g &= -\sin(\beta), \\ h &= \cos(\beta) \sin(\gamma), \\ i &= \cos(\beta) \cos(\gamma). \end{aligned} \quad (4)$$

This general 3D rotation operator is the result of compounding yaw, pitch, and roll rotations. They are, respectively, defined as

- Yaw rotation component:

$$\mathbf{R}_z(\alpha) = \begin{bmatrix} \cos(\alpha) & -\sin(\alpha) & 0 & 0 \\ \sin(\alpha) & \cos(\alpha) & 0 & 0 \\ 0 & 0 & 1 & 0 \\ 0 & 0 & 0 & 1 \end{bmatrix}, \quad (5)$$

- Pitch rotation component:

$$\mathbf{R}_y(\beta) = \begin{bmatrix} \cos(\beta) & 0 & -\sin(\beta) & 0 \\ 0 & 1 & 0 & 0 \\ \sin(\beta) & 0 & \cos(\beta) & 0 \\ 0 & 0 & 0 & 1 \end{bmatrix}, \quad (6)$$

- Roll rotation component:

$$\mathbf{R}_x(\gamma) = \begin{bmatrix} 1 & 0 & 0 & 0 \\ 0 & \cos(\gamma) & -\sin(\gamma) & 0 \\ 0 & \sin(\gamma) & \cos(\gamma) & 0 \\ 0 & 0 & 0 & 1 \end{bmatrix}. \quad (7)$$

4) *Reflection*: Component $\mathbf{F} \in \mathbf{SO}(3)$, illustrated by Fig. 1d, is defined as

$$\mathbf{F} = \begin{bmatrix} 1 - 2n_x^2 & -2n_x n_y & -2n_x n_z & 0 \\ -2n_x n_y & 1 - 2n_y^2 & -2n_y n_z & 0 \\ -2n_x n_z & -2n_y n_z & 1 - 2n_z^2 & 0 \\ 0 & 0 & 0 & 1 \end{bmatrix}. \quad (8)$$

The above expression is derive from the Householder reflection, $\mathbf{F} = \mathbf{I} - 2\mathbf{n}\mathbf{n}^T$. In the 3D space, \mathbf{n} is a 3-D unit vector that is perpendicular to the reflecting hyper-plane, $\mathbf{n} = [n_x, n_y, n_z]$.

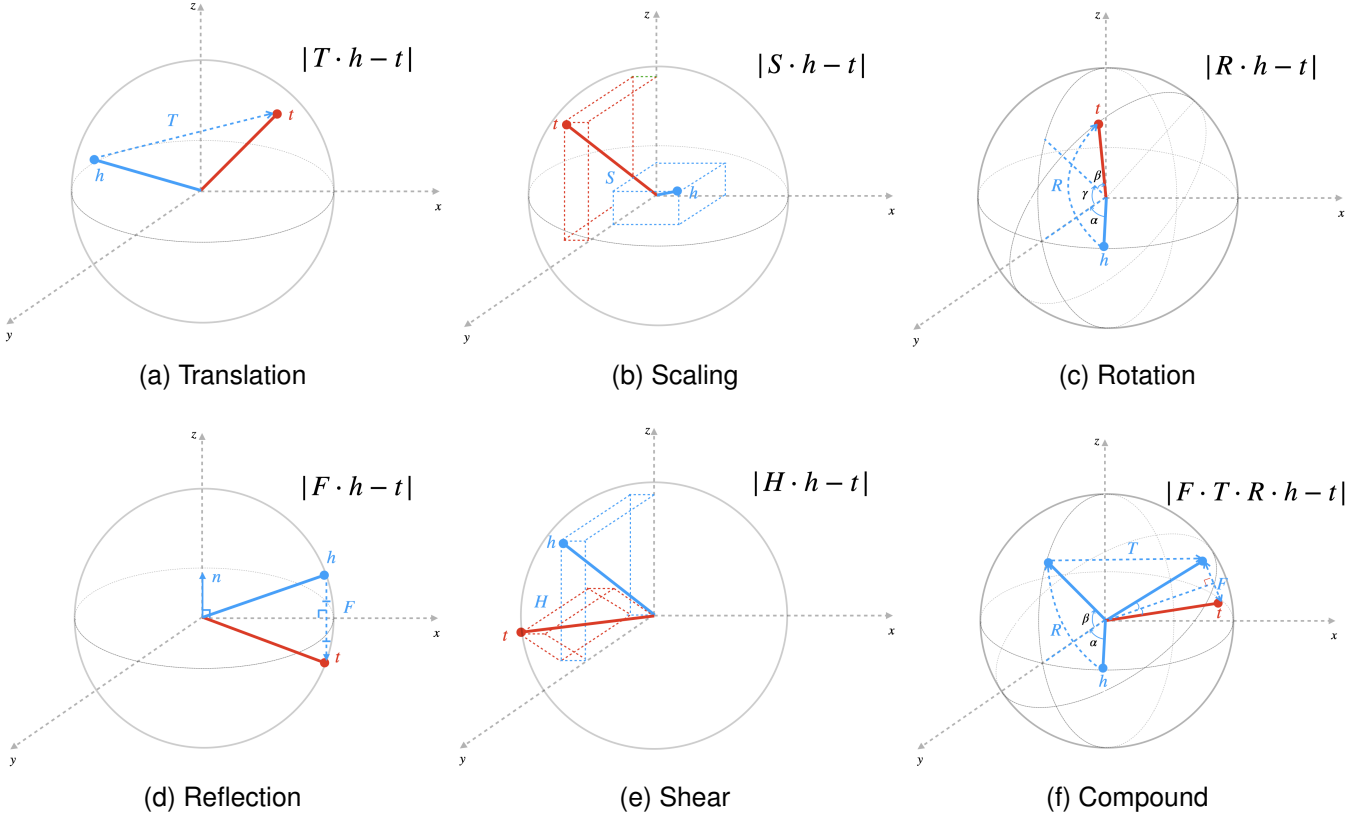


Fig. 1: Composing different geometric operations in the 3D subspace.

5) *Shear*: Component $\mathbf{H} \in \mathbf{Aff}(3)$, illustrated by Fig. 1e, is defined as

$$\mathbf{H} = \mathbf{H}_{yz}\mathbf{H}_{xz}\mathbf{H}_{xy} = \begin{bmatrix} 1 & \text{Sh}_x^y & \text{Sh}_x^z & 0 \\ \text{Sh}_y^x & 1 & \text{Sh}_y^z & 0 \\ \text{Sh}_z^x & \text{Sh}_z^y & 1 & 0 \\ 0 & 0 & 0 & 1 \end{bmatrix}. \quad (9)$$

The shear operator is the result of compounding 3 operators: \mathbf{H}_{yz} , \mathbf{H}_{xz} , and \mathbf{H}_{xy} . They are mathematically defined as

$$\mathbf{H}_{yz} = \begin{bmatrix} 1 & 0 & 0 & 0 \\ \text{Sh}_y^x & 1 & 0 & 0 \\ \text{Sh}_z^x & 0 & 1 & 0 \\ 0 & 0 & 0 & 1 \end{bmatrix}, \quad (10)$$

$$\mathbf{H}_{xz} = \begin{bmatrix} 1 & \text{Sh}_x^y & 0 & 0 \\ 0 & 1 & 0 & 0 \\ 0 & \text{Sh}_z^y & 1 & 0 \\ 0 & 0 & 0 & 1 \end{bmatrix}, \quad (11)$$

$$\mathbf{H}_{xy} = \begin{bmatrix} 1 & 0 & \text{Sh}_x^z & 0 \\ 0 & 1 & \text{Sh}_y^z & 0 \\ 0 & 0 & 1 & 0 \\ 0 & 0 & 0 & 1 \end{bmatrix}. \quad (12)$$

Matrix \mathbf{H}_{yz} has a physical meaning - the shear transformation that shifts the y - and z - components by a factor of the x component. Similar physical interpretations are applied to \mathbf{H}_{xz} and \mathbf{H}_{xy} .

The above transformations can be cascaded to yield a compound operator; e.g.,

$$\mathbf{O} = \mathbf{T} \cdot \mathbf{S} \cdot \mathbf{R} \cdot \mathbf{F} \cdot \mathbf{H}, \quad (13)$$

In the actual implementation, we use the operator's representation in regular Cartesian coordinate instead of the homogeneous coordinate. Furthermore, a high-dimensional relation operator can be represented as a block diagonal matrix in the form of

$$\mathbf{M}_r = \mathbf{diag}(\mathbf{O}_{r,1}, \mathbf{O}_{r,2}, \dots, \mathbf{O}_{r,n}), \quad (14)$$

where $\mathbf{O}_{r,i}$ is the compound operator at the i -th stage.

We can define the following three scoring functions for CompoundE3D:

- CompoundE3D-Head

$$f_r^{(h)}(h, t) = \|\mathbf{M}_r \cdot \mathbf{h} - \mathbf{t}\|, \quad (15)$$

- CompoundE3D-Tail

$$f_r^{(t)}(h, t) = \|\mathbf{h} - \hat{\mathbf{M}}_r \cdot \mathbf{t}\|, \quad (16)$$

- CompoundE3D-Complete

$$f_r^{(h,t)}(h, t) = \|\mathbf{M}_r \cdot \mathbf{h} - \hat{\mathbf{M}}_r \cdot \mathbf{t}\|, \quad (17)$$

where \mathbf{h} and \mathbf{t} denote head and tail entity embeddings, and \mathbf{M}_r and $\hat{\mathbf{M}}_r$ denote the relation-specific operators that operate on head and tail entities, respectively.

Generally speaking, we have five different affine operations available to use, i.e. translation, scaling, rotation, reflection,

and shear. Each operator can be applied to 1) head entity, 2) tail entity, or 3) both head and tail. Hence, we have in total 15 different ways of applying operators at each stage. All these possible choices are called CompoundE3D variants. For a given KG dataset, there is a huge search space in finding the optimal CompoundE3D variant. It is essential to develop a simple yet effective mechanism to find a variant that gives the best performance under a certain complexity constraint.

B. Beam Search for Best CompoundE3D Variant

In this subsection, we present a beam search algorithm to find the optimal CompoundE3D variant. For the i -th stage, the set of all operator pairs that can be applied at a certain step is

$$\begin{aligned} \mathbf{P} \in \{ & (\mathbf{T}, \mathbf{I}), (\mathbf{S}, \mathbf{I}), (\mathbf{R}, \mathbf{I}), (\mathbf{F}, \mathbf{I}), (\mathbf{H}, \mathbf{I}), \\ & (\mathbf{I}, \hat{\mathbf{T}}), (\mathbf{I}, \hat{\mathbf{S}}), (\mathbf{I}, \hat{\mathbf{R}}), (\mathbf{I}, \hat{\mathbf{F}}), (\mathbf{I}, \hat{\mathbf{H}}), \\ & (\mathbf{T}, \hat{\mathbf{T}}), (\mathbf{S}, \hat{\mathbf{S}}), (\mathbf{R}, \hat{\mathbf{R}}), (\mathbf{F}, \hat{\mathbf{F}}), (\mathbf{H}, \hat{\mathbf{H}}) \}, \end{aligned} \quad (18)$$

where \mathbf{I} is the identity operator. First, we apply all operator pairs in \mathbf{P} and calculate scoring functions for all intermediate variants. Each variant is optimized with l iterations using the training set and its performance is evaluated on the validation dataset. Then, we choose the top- k best-performing variants as starting points for further exploration in the next step. The same process is repeated until one of terminating conditions is triggered. Afterward, we proceed to the $(i+1)$ -th stage. The whole search is completed after the final stage is reached. The total number of stages is a user selected hyper-parameter.

The beam search process in building more complex KGE models from simpler ones is described in Algorithm 1. Additional comments are given below.

- We initialize the algorithm by setting up a loop to iterate over the set, \mathbf{P} , of all possible operator combinations to train and evaluate them and find the top- k variants as starting points.
- In the next loop, we have two stopping criteria to terminate the beam search: 1) $\# \text{ operators} > \lambda$, meaning that we stop the search when the number of operators exceeds the upper bound λ ; 2) $\frac{\Delta \text{MRR}}{\Delta \text{Param}} < \gamma$, meaning that the ratio of increase in MRR versus the increase in free parameters fall below the threshold γ , and it is no longer worthwhile to increase the model complexity for the marginal gain in model performance.
- $\mathbf{P} \times \mathbf{W}$ denotes the Cartesian product between the operator pairs set \mathbf{P} and top- k variants set \mathbf{W} from the last step while $f_r^{i-1}(h, t) \triangleleft (\mathbf{M}^i, \hat{\mathbf{M}}^i)$ denotes applying the operator pair $(\mathbf{M}^i, \hat{\mathbf{M}}^i)$ to previous optimal scoring function $f_r^{i-1}(h, t)$.
- For example, if $f_r^{i-1}(h, t) = \|\mathbf{R} \cdot \mathbf{h} - \mathbf{t}\|$ and $(\mathbf{M}^i, \hat{\mathbf{M}}^i) = (\mathbf{S}, \hat{\mathbf{S}})$, then $f_r^i(h, t) = \|\mathbf{S} \cdot \mathbf{R} \cdot \mathbf{h} - \hat{\mathbf{S}} \cdot \mathbf{t}\|$.
- After the loop terminates due to any terminating condition is triggered, we select the top-1 performing variant from the explored variants set, \mathbf{W} , as the best choice.

C. Model Ensembles

1) *Weighted-Distances-Sum (WDS) Strategy*: We choose the top- k performing CompoundE3D variants and conduct a

Algorithm 1 Beam Search for Best CompoundE3D Variant

```

initialize  $i \leftarrow 1, \mathbf{U} \leftarrow \{\}$ 
for  $(\mathbf{M}^i, \hat{\mathbf{M}}^i) \in \mathbf{P}$  do
   $f_r^i(h, t) \leftarrow \|\mathbf{M}^i \cdot \mathbf{h} - \hat{\mathbf{M}}^i \cdot \mathbf{t}\|$ ;
  train  $f_r^i(h, t)$  for  $l$  iterations;
   $\text{MRR} \leftarrow$  evaluate  $f_r^i(h, t)$  with valid set;
   $\mathbf{U}.\text{insert}(\{\text{MRR}, f_r^i(h, t)\})$ ;
end for
 $\mathbf{W} \leftarrow$  top- $k$  variants from  $\mathbf{U}$ 
 $i \leftarrow i + 1$ 
 $\Delta \text{MRR} \leftarrow \gamma, \Delta \text{Param} \leftarrow 1$ 
while  $\# \text{ operators} < \lambda$  and  $\max \frac{\Delta \text{MRR}}{\Delta \text{Param}} \geq \gamma$  do
  initialize  $\mathbf{V} \leftarrow \{\}$ 
  for  $\{(\mathbf{M}^i, \hat{\mathbf{M}}^i), f_r^{i-1}(h, t)\} \in \mathbf{P} \times \mathbf{W}$  do
     $f_r^i(h, t) \leftarrow f_r^{i-1}(h, t) \triangleleft (\mathbf{M}^i, \hat{\mathbf{M}}^i)$ ;
    train  $f_r^i(h, t)$  for  $l$  iterations;
    evaluate  $f_r^i(h, t)$  with valid set;
     $\Delta \text{MRR} \leftarrow f_r^i(h, t) \text{ MRR} - f_r^{i-1}(h, t) \text{ MRR}$ ;
     $\Delta \text{Param} \leftarrow f_r^i(h, t) \text{ Param} - f_r^{i-1}(h, t) \text{ Param}$ ;
     $\mathbf{V}.\text{insert}(\text{MRR}, \Delta \text{MRR}, \Delta \text{Param}, f_r^i(h, t))$ ;
  end for
   $\mathbf{W} \leftarrow$  top- $k$  variants from  $\mathbf{V}$ ;
end while
 $f_r^*(h, t) \leftarrow$  best variant from  $\mathbf{W}$ ;

```

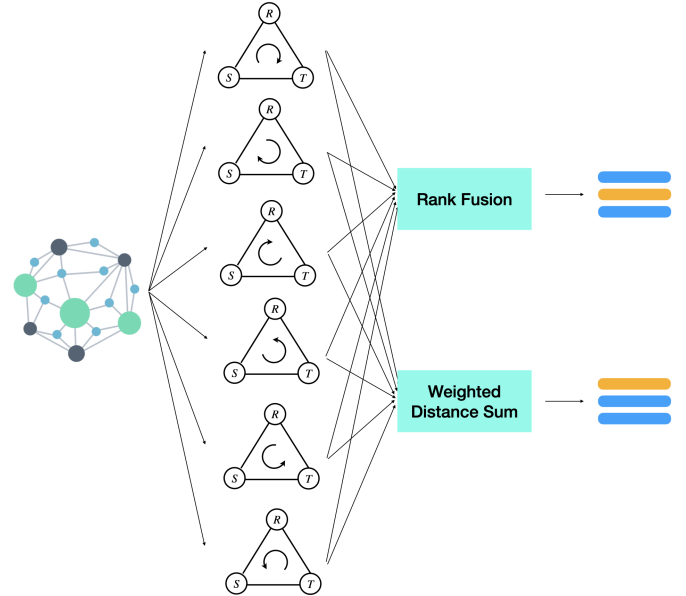


Fig. 2: The ensemble of multiple CompoundE3D variants.

weighted average of their predicted scores. The following three weighting schemes are considered.

- **Uniform Weights.** This scheme takes an equal weight of selected k variants as

$$\hat{f}_r(h, t) = \frac{1}{k} \sum_{i=1}^k f_r^i(h, t), \quad (19)$$

where $f_r^i(h, t)$ is the scoring function for the i -th variant.

- **Geometric Weights.** This scheme sorts the variants based on their MRR performance on the validation dataset in a descending order and assign weight λ^k , $0 < \lambda < 1$, to the k -th variant. That is,

$$\hat{f}_r(h, t) = \frac{1}{\sum_{i=1}^k \lambda^k} \sum_{i=1}^k \lambda^k f_r^i(h, t). \quad (20)$$

Since $\lambda^k > \lambda^{k+1}$, we assign a higher weight to a better performer in computing the aggregated distance.

- **Learnable Weights.** This scheme trains a set of learnable weights, $w_i > 0$, based on the training dataset to minimize the following weighted score:

$$\hat{f}_r(h, t) = \frac{1}{\sum_{i=1}^k w_i} \sum_{i=1}^k w_i f_r^i(h, t). \quad (21)$$

The learnable weights are implemented as parameters in the optimization process under the same learning rate and the optimizer in finding the best variants.

For each relation, we compare the three weight schemes and choose the one that offers the best performance.

2) *Rank Fusion Strategy:* Link prediction is a list ranking problem. Rank fusion can be exploited to boost the performance. A few simple rank fusion methods can be applied to score-based KGE methods. For example, we can take the maximum, minimum, median, sum, and L2 distance of candidates' ranks. They are denoted by CombMAX, CombMIN, CombMEDIAN, CombSUM, and Euclidean in Table I, respectively. Three advanced rank fusion methods are also considered and included in the table. They are: Borda Count [58], Reciprocal Rank Fusion (RRF) [53], and RBC (Rank Biased Centroid) [59]. Borda Count awards points to candidates based on their positions in an individual preference list, where the top candidate gets the most points and the last candidate gets the least points. RRF aggregates the reciprocal rank to discount the importance of lower-ranked candidates. The factor k in the table mitigates the impact of high rankings by outliers. RBC discounts the weights of lower-ranked candidates using a geometric distribution. The mathematical formulas of all rank fusion functions are given in the second column of Table I, where R_i is the rank of the i -th base model (or variant), $1 \leq i \leq n$, $e \in E$ represents an entity in the entity set, and k and ϕ are hyper-parameters.

D. Optimization

By following RotatE's negative sampling loss and the self-adversarial training strategy, we choose the following loss function of CompoundE3D

$$L_{\text{KGE}} = -\log \sigma(\zeta_1 - f_r(h, t)) - \sum_{i=1}^n p(h'_i, r, t'_i) \log \sigma(f_r(h'_i, t'_i) - \zeta_1), \quad (22)$$

where σ is the sigmoid function, ζ_1 is a preset margin hyper-parameter, (h'_i, r, t'_i) is the i -th negative triple, and $p(h'_i, r, t'_i)$ is the probability of drawing negative triple (h'_i, r, t'_i) . Given

TABLE I: A list of rank fusion functions under consideration.

Name	Function
CombMAX	$\max\{R_1(e), \dots, R_n(e)\}$
CombMIN	$\min\{R_1(e), \dots, R_n(e)\}$
CombMEDIAN	$\text{median}\{R_1(e), \dots, R_n(e)\}$
CombSUM	$\sum_{i=1}^n R_i(e)$
Euclidean	$\sqrt{R_1(e)^2 + \dots + R_n(e)^2}$
Borda Count	$\sum_{i=1}^n \frac{ E - R_i(e) + 1}{ E }$
RRF [53]	$\sum_{i=1}^n \frac{1}{k + R_i(e)}$
RBC [59]	$\sum_{i=1}^n (1 - \phi)^{R_i(e) - 1}$

a positive triple, (h_i, r, t_i) , the negative sampling distribution is

$$p(h'_j, r, t'_j | \{(h_i, r, t_i)\}) = \frac{\exp \alpha_1 f_r(h'_j, t'_j)}{\sum_i \exp \alpha_1 f_r(h'_i, t'_i)}, \quad (23)$$

where α_1 is the temperature in the softmax function.

IV. EXPERIMENTS

A. Experimental Setup

1) *Datasets:* We evaluate the link prediction performance of CompoundE3D and compare it with several benchmarking methods on the following four KG datasets.

- **DB100K [60].** It is a subset of the DBpedia KG. The dataset contains information related to music content such as genre, band, and musical artists. It is a relatively dense KG since each entity appears in at least 20 different relations.
- **YAGO3-10 [61].** It is a subset of YAGO3, which describes citizenship, gender, and profession of people. YAGO3-10 contains entities associated with at least 10 different relations.
- **WN18RR [16], [29].** It is a subset of the WordNet lexical database. The inverse relation is removed from WN18RR to avoid test leakage.
- **Ogbl-Wikikg2 [62].** It is extracted from Wikipedia. It contains 2.5M entities and is the largest one among the four selected datasets.

The statistics of the four KG datasets are given in Table II.

2) *Evaluation Protocol:* The commonly used evaluation protocol for the link prediction task is explained below. For every triple (h, r, t) in the test set, we corrupt either the head entity h or tail entity t to generate test examples $(?, r, t)$ and $(h, r, ?)$. Then, for every head candidate that forms triple (\hat{h}, r, t) and tail candidate that forms triple (h, r, \hat{t}) , we compute distance-based scoring functions $f_r(\hat{h}, t)$ and $f_r(h, \hat{t})$, respectively. The lower score value indicates that the generated triple is more likely to be true. Then, we sort scores of all candidate triples in ascending order and locate the rank of the ground truth triple. Furthermore, we evaluate the link prediction performance under the filtered rank setting [16] that

TABLE II: Statistics of four link prediction datasets.

Dataset	#Entities	#Relations	#Training	#Validation	#Test	Ave. Degree
DB100K	99,604	470	597,572	50,000	50,000	12
ogbl-wikikg2	2,500,604	535	16,109,182	429,456	598,543	12.2
YAGO3-10	123,182	37	1,079,040	5,000	5,000	9.6
WN18RR	40,943	11	86,835	3,034	3,134	2.19

TABLE III: The search space of six hyper-parameters.

Dataset	DB100K	ogbl-wikikg2	YAGO3-10	WN18RR
Dim	{150, 300, 450, 600}	{90, 150, 180, 240, 300}	{450, 600, 750, 900}	{180, 240, 360, 480, 600}
lr	$\{2, 3, 4, 5, 6, 7, 8, 9\} \times 10^{-5}$	{0.0005, 0.001, 0.005, 0.01}	$\{3, 4, 5, 6, 7\} \times 10^{-4}$	$\{4, 5, 6, 7, 8\} \times 10^{-4}$
B	{256, 512, 1024, 2048}	{2048, 4096, 8192}	{512, 1024, 2048, 4096}	{512, 1024, 2048, 4096}
N	{256, 512, 1024, 2048}	{125, 250, 500}	{256, 512, 1024, 2048}	{256, 512, 1024, 2048}
ζ	{4, 5, 6, 7, 8, 9, 10, 11, 12, 13}	{5, 6, 7, 8, 9}	{11, 12, 13, 13.1, 13.3, 13.5}	{5, 6, 7, 8, 9}
α	{0.5, 0.7, 0.9, 1.0, 1.2}	{0.5, 1.0}	{0.8, 0.9, 1.0, 1.1, 1.2}	{0.5, 0.7, 0.9, 1.0, 1.2}

TABLE IV: Optimal configurations for link prediction tasks, where B and N denote the batch size and the negative sample size, respectively.

Dataset	CompoundE3D Variant	#Dim	lr	B	N	ζ	α
DB100K	$\ \mathbf{S} \cdot \mathbf{h} - \hat{\mathbf{T}} \cdot \hat{\mathbf{R}} \cdot \hat{\mathbf{S}} \cdot \mathbf{t}\ $	600	0.00005	1024	512	9	1
ogbl-wikikg2	$\ \mathbf{T} \cdot \mathbf{h} - \hat{\mathbf{H}} \cdot \mathbf{t}\ $	300	0.001	8192	125	8	1
YAGO3-10	$\ \mathbf{T} \cdot \mathbf{S} \cdot \mathbf{R} \cdot \mathbf{h} - \mathbf{t}\ $	600	0.0005	1024	1024	13.3	1.1
WN18RR	$\ \mathbf{R} \cdot \mathbf{S} \cdot \mathbf{T} \cdot \mathbf{h} - \mathbf{t}\ $	480	0.00005	512	256	6	1

gives salience to unseen triple predictions since embedding models tend to give observed triples better ranks. We adopt the Hits@ k and the mean reciprocal rank (MRR) as evaluation metrics to compare the quality of KGE models.

3) *Hyper-parameter Search*: We perform an extensive search on six hyper-parameters of CompoundE3D with respect to different KG datasets. They are: 1) the dimension of the embedding space (**Dim**), 2) the learning rate (lr), 3) the batch size (B), 4) the negative sample size (N), 5) the margin hyper-parameter (ζ), and 6) the sampling temperature (α). Their search values are listed in Table III.

In the search process, we first compute scoring functions with a certain hyper-parameter setting that allows a few variants to have decent performance, where the number of training iterations for each variant is set to $l = 30000$. After locating the optimal variant, we finetune hyper-parameters under the optimal variant. The optimal configurations are shown in Table IV. The Adam optimizer [63] is employed for all parameter tuning. For ensemble experiments, we adopt the same optimal configuration for each base variant model.

4) *Other Implementation Details*: We run experiments and perform hyper-parameter tuning on a variety of GPUs, including Nvidia P100 (16G), V100 (32G), A100 (40G) and A40 (48G), depending on the GPU memory requirement of a job. Typically, we request 8 CPU cores with less than 70G RAM for each job. Results of each optimal configuration in Table IV can be reproduced on one single V100 for all datasets. For the WN18RR dataset, we adopt the rotation implementation from Rotate3D [21].

B. Experimental Results

1) *Performance Evaluation*: We compare the link prediction performance of a few benchmarking KGE methods with that of

TABLE V: Comparison of the link prediction performance under the filtered rank setting for DB100k.

Datasets	DB100K			
	MRR	H@1	H@3	H@10
TransE [16]	0.111	0.016	0.164	0.27
DistMult [31]	0.233	0.115	0.301	0.448
HolE [64]	0.26	0.182	0.309	0.411
ComplEx [65]	0.242	0.126	0.312	0.44
Analogy [66]	0.252	0.142	0.323	0.427
RUGE [67]	0.246	0.129	0.325	0.433
ComplEx-NNE+AER [60]	0.306	0.244	0.334	0.418
SEEK [68]	0.338	0.268	0.37	0.467
AcrE (Parallel) [69]	0.413	0.314	0.472	0.588
PairRE [18]	0.412	0.309	0.472	0.600
TransSHER [70]	0.431	0.345	0.476	0.589
CompoundE [20]	0.405	0.306	0.461	0.588
CompoundE3D	0.450	0.373	0.488	0.594
CompoundE3D RRF	0.457	0.376	0.497	0.607
CompoundE3D WDS	0.462	0.378	0.506	0.616

CompoundE3D using the optimal configuration given in Table IV. The performance benchmarking results for DB100K, ogbl-wikikg2, and YAGO3-10 datasets are shown, respectively, in Table V, Table VI, and Table VII. Furthermore, the best and the second-best results in each column are indicated by the boldface font and with an underline, respectively. CompoundE3D has significant performance improvement over CompoundE and other recent models. We see a clear advantage of CompoundE3D by including more affine operators and extending affine transformations from 2D to 3D in the new framework,

To verify the effectiveness of model ensembles, we examine two different ensemble strategies for DB100K and YAGO3-10 datasets.

- For the DB100K dataset, we select the best two

TABLE VI: Comparison of the link prediction performance under the filtered rank setting for ogbl-wikikg2.

Datasets	ogbl-wikikg2		
	Dim	Valid MRR	Test MRR
AutoSF+NodePiece	100	0.5806	0.5703
ComplEx-N3-RP	100	0.6701	0.6481
TransE [16]	500	0.4272	0.4256
DistMult [31]	500	0.3506	0.3729
ComplEx [65]	250	0.3759	0.4027
RotatE [17]	250	0.4353	0.4353
Rotate3D [21]	100	0.5685	0.5568
PairRE [18]	200	0.5423	0.5208
TripleRE [71]	200	0.6045	0.5794
CompoundE [20]	100	0.6704	0.6515
CompoundE3D	90	0.6994	0.6826
	180	0.7146	0.6962
	300	0.7175	0.7006

TABLE VII: Comparison of the link prediction performance under the filtered rank setting for YAGO3-10.

Datasets	YAGO3-10			
	MRR	Hit@1	Hit@3	Hit@10
DistMult [31]	0.34	0.24	0.38	0.54
ComplEx [65]	0.36	0.26	0.4	0.55
DihEdral [72]	0.472	0.381	0.523	0.643
ConvE [29]	0.44	0.35	0.49	0.62
RotatE [17]	0.495	0.402	0.55	0.67
InteractE [73]	0.541	0.462	-	0.687
HAKÉ [74]	0.545	0.462	0.596	0.694
DensE [23]	0.541	0.465	0.585	0.678
Rot-Pro [75]	0.542	0.443	0.596	0.699
CompoundE [20]	0.477	0.376	0.538	0.664
CompoundE3D	0.542	0.450	0.602	0.701
CompoundE3D RRF	0.541	0.446	0.607	0.707
CompoundE3D WDS	0.551	0.463	0.608	0.703

performing variants. They are $\|\mathbf{S} \cdot \mathbf{h} - \hat{\mathbf{R}} \cdot \hat{\mathbf{S}} \cdot \mathbf{t}\|$ and $\|\mathbf{S} \cdot \mathbf{h} - \hat{\mathbf{T}} \cdot \hat{\mathbf{R}} \cdot \hat{\mathbf{S}} \cdot \mathbf{t}\|$

- For the YAGO3-10 dataset, we select the best three performing variants. They are $\|\mathbf{T} \cdot \mathbf{S} \cdot \mathbf{R} \cdot \mathbf{h} - \mathbf{t}\|$, $\|\mathbf{S} \cdot \mathbf{R} \cdot \mathbf{T} \cdot \mathbf{h} - \mathbf{t}\|$, and $\|\mathbf{S} \cdot \mathbf{T} \cdot \mathbf{R} \cdot \mathbf{h} - \mathbf{t}\|$.

2) *Model Ensembles*: As discussed in Sec. III-C, we have two strategies to conduct model ensembles: weighted-distances-sum (WDS) and rank fusion. Among the three WDS strategies, the learnable weight strategy is the most effective one for DB100K while the uniform weight performs the best for YAGO3-10. We use CompoundE3D WDS to denote the best WDS scheme in Tables V and VII and document the performance of other weighting strategies in Table VIII. Among all eight rank fusion strategies, we observe that reciprocal rank fusion (RRF) is the most effective one for both DB100K and YAGO3-10. Thus, we use CompoundE3D RRF to denote the best rank fusion scheme in Tables V and VII, and document the performance of other rank fusion strategies in Table IX.

3) *Effectiveness of Beam Search*: We conduct ablation studies on DB100K and YAGO3-10 datasets to shed light on the effects of different transformation operators on model performance. We begin with the variant of the simplest configuration

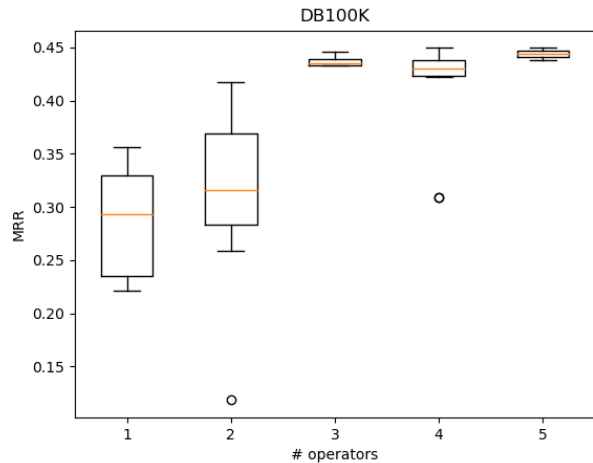


Fig. 3: The distribution of the MRR performance versus the operator number of various model variants for the DB100K dataset.

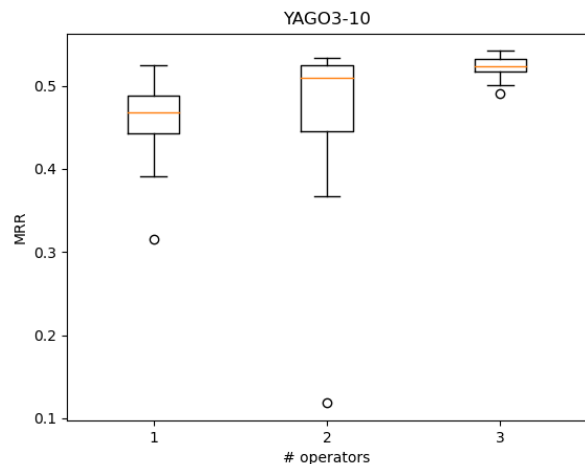


Fig. 4: The distribution of the MRR performance versus the operator number of various model variants for the YAGO3-10 dataset.

and add additional operators at each stage. Good simple models that lead to optimal variants and their performance numbers are reported in Tables X and XI. Furthermore, we visualize the distribution of the MRR performance as more operators are added with respect to DB100K and YAGO-3 in Figs. 3 and 4, respectively. To interpret box plots, yellow bar represents the median, box represents the interquartile range, two end-bars denote the lower and upper whiskers, and lastly dots are outliers. They both show the effectiveness of the proposed beam search algorithm.

4) *Modeling of Symmetric Relations*: Rotation and reflection are isometric operations. As stated in [17], [50], their 2D versions can handle symmetric relations well in some cases. It is our conjecture that the same property holds for their corresponding 3D operators. To check it, we perform ablation studies and evaluate the base scoring functions of those with

TABLE VIII: Comparison of different weighted-distances-sum (WDS) strategies for DB100K and YAGO3-10.

Datasets	DB100K				YAGO3-10			
	MRR	H@1	H@3	H@10	MRR	H@1	H@3	H@10
Learnable Weights	0.462	0.378	0.506	0.616	0.545	0.451	0.586	0.696
Uniform Weights	0.460	0.376	0.503	0.614	0.551	0.463	0.608	0.703
Geometric Weights	0.446	0.348	0.503	0.618	0.531	0.439	0.580	0.691

TABLE IX: Performance comparison of different rank fusion methods for DB100K and YAGO3-10.

Datasets	DB100K				YAGO3-10			
	MRR	Hit@1	Hit@3	Hit@10	MRR	Hit@1	Hit@3	Hit@10
CombMAX	0.455	0.375	0.496	0.603	0.536	0.440	0.600	0.701
CombMIN	0.452	0.369	0.4955	0.606	0.527	0.427	0.597	0.702
CombMEDIAN	0.456	0.376	0.497	0.606	0.541	0.445	0.605	0.705
CombSUM	0.456	0.376	0.4969	0.6060	0.540	0.446	0.606	0.704
Euclidean	0.455	0.375	0.496	0.605	0.540	0.445	0.603	0.702
Borda	0.456	0.376	0.497	0.606	0.540	0.446	0.606	0.704
RRF	0.457	0.376	0.497	0.607	0.541	0.446	0.607	0.707
RBC	0.456	0.376	0.497	0.606	0.540	0.445	0.604	0.703

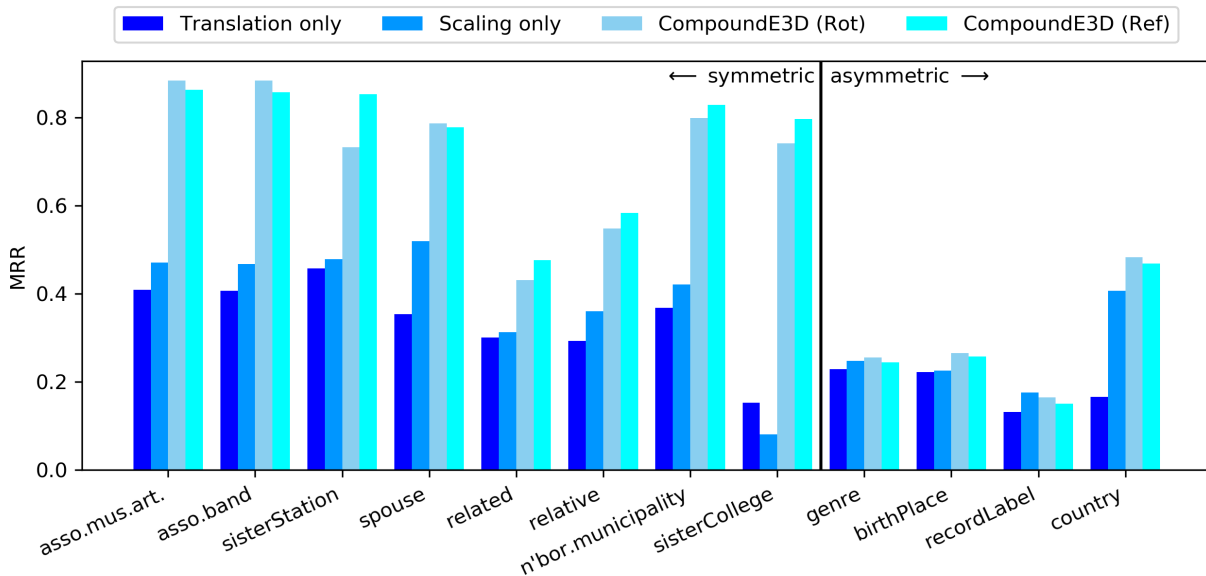


Fig. 5: Effects of rotation and reflection operators on symmetric relations.

TABLE X: Ablation study on CompoundE3D for DB100K.

Datasets	DB100K			
	MRR	Hit@1	Hit@3	Hit@10
$\ S \cdot h - \hat{S} \cdot t\ $	0.417	0.323	0.471	0.590
$\ S \cdot h - \hat{R} \cdot \hat{S} \cdot t\ $	0.447	0.364	0.492	0.600
$\ S \cdot h - \hat{T} \cdot \hat{R} \cdot \hat{S} \cdot t\ $	0.450	0.373	0.488	0.594

TABLE XI: Ablation study on CompoundE3D for YAGO3-10.

Datasets	YAGO3-10			
	MRR	Hit@1	Hit@3	Hit@10
$\ R \cdot h - t\ $	0.496	0.402	0.547	0.676
$\ S \cdot R \cdot h - t\ $	0.501	0.404	0.554	0.680
$\ T \cdot S \cdot R \cdot h - t\ $	0.542	0.450	0.602	0.701

only translation and scaling versus those with rotation and reflection as well. The MRR performance numbers of different model variants for symmetric and asymmetric relations in DB100K are compared in Fig. 5. In this figure, we choose the most frequently observed relation types for meaningful comparison. As expected, rotation and reflection operators

indeed bring more significant performance improvement on symmetric relations than asymmetric relations. This supports our conjecture that rotation and reflection operators are intrinsically advantageous for the modeling of symmetric relations.

5) *Modeling of Multiplicity*: Multiplicity is the scenario where multiple relations co-exist between two entities; namely,

TABLE XII: Comparison of filtered MRR performance on each relation type of WN18RR.

Relations	Types	Khs_{G_r}	ξ_{G_r}	TransE	RotatE	CompoundE	CompoundE3D
similar to	1-to-1	0.07	-1.00	0.294	1.000	1.000	1.000
verb group	1-to-1	0.07	-0.50	0.363	0.961	0.974	0.898
member meronym	1-to-N	1.00	-0.50	0.179	0.259	0.230	0.246
has part	1-to-N	1.00	-1.43	0.117	0.200	0.190	0.202
member of domain usage	1-to-N	1.00	-0.74	0.113	0.297	0.332	0.378
member of domain region	1-to-N	1.00	-0.78	0.114	0.217	0.280	0.413
hypernym	N-to-1	1.00	-2.64	0.059	0.156	0.155	0.182
instance hypernym	N-to-1	1.00	-0.82	0.289	0.322	0.337	0.356
synset domain topic of	N-to-1	0.99	-0.69	0.149	0.339	0.367	0.396
also see	N-to-N	0.36	-2.09	0.227	0.625	0.629	0.622
derivationally related form	N-to-N	0.07	-3.84	0.440	0.957	0.956	0.959

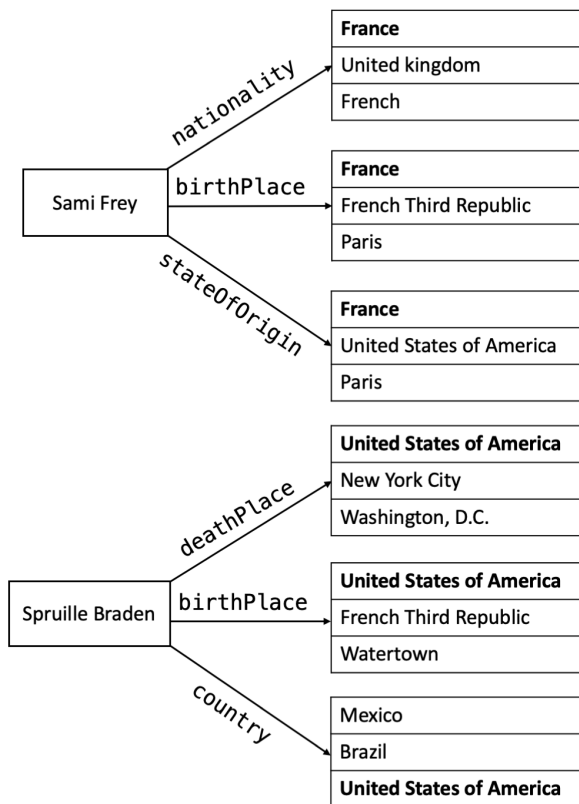


Fig. 6: Illustration of CompoundE3D’s capability in multiplicity modeling.

triples $(h, r_1, t), \dots, (h, r_n, t)$ hold simultaneously. Generally, it is challenging to model multiplicity in traditional KGE models due to their limited power in relational modeling. In contrast, CompoundE3D is capable of modeling multiplicity relation patterns well since it can use multiple distinct sets of transformations that map from the head to the tail. We present two examples to illustrate CompoundE3D’s capability in modeling multiplicity relations in Fig. 6. They are taken from the actual link prediction examples in DB100K. There are three different relations held for a fixed (head, tail) pair. The top three tail predictions for each relation in the two examples are shown in the figure. We see that CompoundE3D can handle

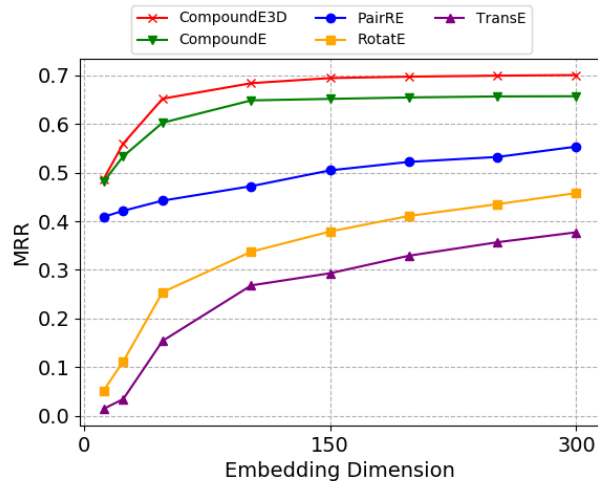


Fig. 7: Comparing different model’s MRR performance metric across different dimensions.

TABLE XIII: Complexity comparison of KGE models on ogbl-wikikg2 under a similar testing MRR.

Models	No. of Parameters
TransE [16]	1,251M
DistMult [31]	1,251M
ComplEx [65]	1,251M
ComplEx-RP [76]	250.1M
RotatE [17]	500M
RotatE3D [21]	750.4M
PairRE [18]	500M
CompoundE [20]	250.1M
CompoundE3D	225.2M

multiplicity well due to its rich set of variants.

6) *Modeling of Hierarchical Relations*: We would like to investigate CompoundE3D’s capability in modeling hierarchical relations. WN18RR offers a representative dataset containing hierarchical relations. Two metrics can be used to measure the hierarchical behavior of relations [25]: 1) the Krackhardt score denoted by Khs_{G_r} , and 2) the curvature estimate denoted by ξ_{G_r} . If relation r has a high Khs_{G_r} score and a low ξ_{G_r} score, then it has a stronger hierarchical behavior, and vice versa. We compare the filtered MRR performance of different baseline models, such as TransE, RotatE, CompoundE (2D

version), and CompoundE3D in Table XII. In the same table, we also list the Khs_{G_r} and ξ_{G_r} values for each relation to see whether it has a stronger hierarchical behavior. We see from the table that CompoundE and CompoundE3D have better performance than TransE and RotatE in almost all relations. Furthermore, CompoundE3D outperforms CompoundE in all hierarchical relations except “member meronym”. This result indicates that CompoundE3D can model hierarchical relations more effectively than CompoundE by including more diverse 3D transformations.

7) *Model Efficiency*: It is important to investigate the relationship between the model performance and the model dimension. The model dimension reflects memory and computational complexities. To illustrate the advantage of CompoundE3D over prior models across a wide range of embedding dimensions, we plot the MRR performance of link prediction on the Wikikg2 dataset in Fig. 7, where the dimension values are set to 12, 24, 48, 102, 150, 198, 252, and 300. We see from the figure that CompoundE3D consistently outperforms all benchmarking models in all dimensions. Furthermore, we analyze the complexity of different KGE models in terms of the number of free parameters. Table XIII compares the number of free parameters of different KGE models for the ogbl-wikikg2 dataset.

We refer to the ogbl-wikikg2 leaderboard when reporting the number of free parameters used by baseline models. The reported number of parameters for CompoundE3D is when the embedding dimension is set to 90. As shown in Fig. 7 and Table XIII, CompoundE3D offers the best performance among all benchmarking models while having the smallest number of free parameters.

V. CONCLUSION AND FUTURE WORK

A novel and effective KGE model based on composite affine transformations in the 3D space, named CompoundE3D, was proposed in this work. A beam search procedure was devised to build a desired KGE from the simplest configuration to more complicated ones. The ensemble of the top- k model variants was also explored to further boost link prediction performance. Extensive experimental results were provided to demonstrate the superior performance of CompoundE3D. We conducted ablation studies to assess the effect of each operator and performed case studies to shed light on the modeling power of CompoundE3D for several relation types such as multiplicity, symmetric relations, and hierarchical relations.

As to future research directions, it will be interesting to explore the effectiveness of CompoundE3D in other important KG problems such as entity typing [77] and entity alignment [78]. Besides, research on performance boosting in low-dimensional embedding space is valuable in practical real-world applications and worth further investigation.

ACKNOWLEDGMENT

The authors acknowledge the Center for Advanced Research Computing (CARC) at the University of Southern California for providing computing resources that have contributed to the research results reported within this publication. URL: <https://carc.usc.edu>.

REFERENCES


- [1] T. Yu, J. Li, Q. Yu, Y. Tian, X. Shun, L. Xu, L. Zhu, and H. Gao, “Knowledge graph for tcm health preservation: Design, construction, and applications,” *Artif. Intell. Med.*, vol. 77, pp. 48–52, 2017.
- [2] S. Sang, Z. Yang, L. Wang, X. Liu, H. Lin, and J. Wang, “Sematyp: a knowledge graph based literature mining method for drug discovery,” *BMC Bioinform.*, vol. 19, pp. 1–11, 2018.
- [3] X. Zeng, X. Tu, Y. Liu, X. Fu, and Y. Su, “Toward better drug discovery with knowledge graph,” *Curr. Opin. Struct. Biol.*, vol. 72, pp. 114–126, 2022.
- [4] H. Wang, F. Zhang, J. Wang, M. Zhao, W. Li, X. Xie, and M. Guo, “Ripplet: Propagating user preferences on the knowledge graph for recommender systems,” in *Proc. 27th ACM Int. Conf. Inf. Knowl. Manage. (CIKM’18)*, 2018, pp. 417–426.
- [5] K. Zhou, W. X. Zhao, S. Bian, Y. Zhou, J.-R. Wen, and J. Yu, “Improving conversational recommender systems via knowledge graph based semantic fusion,” in *Proc. 26th ACM SIGKDD Int. Conf. Knowl. Discov. Data Min. (KDD ’20)*, 2020, pp. 1006–1014.
- [6] Q. Zhan and H. Yin, “A loan application fraud detection method based on knowledge graph and neural network,” in *Proc. 2nd Int. Conf. Innov. Artif. Intell.*, 2018, pp. 111–115.
- [7] X. Zhu, X. Ao, Z. Qin, Y. Chang, Y. Liu, Q. He, and J. Li, “Intelligent financial fraud detection practices in post-pandemic era,” *The Innov.*, vol. 2, no. 4, p. 100176, 2021.
- [8] H. He, A. Balakrishnan, M. Eric, and P. Liang, “Learning symmetric collaborative dialogue agents with dynamic knowledge graph embeddings,” in *Proc. 55th Annu. Meet. Assoc. Comput. Linguist. (ACL 2017)*, 2017, pp. 1766–1776.
- [9] A. Ait-Mlouk and L. Jiang, “Kbot: A knowledge graph based chatbot for natural language understanding over linked data,” *IEEE Access*, vol. 8, pp. 149 220–149 230, 2020.
- [10] S. Auer, C. Bizer, G. Kobilarov, J. Lehmann, R. Cyganiak, and Z. Ives, “DBpedia: A nucleus for a web of open data,” in *The Semantic Web. Springer, 2007*, pp. 722–735.
- [11] F. M. Suchanek, G. Kasneci, and G. Weikum, “YAGO: A core of semantic knowledge,” in *Proc. 16th Int. Conf. World Wide Web (WWW’07)*, 2007, pp. 697–706.
- [12] K. Bollacker, C. Evans, P. Paritosh, T. Sturge, and J. Taylor, “Freebase: a collaboratively created graph database for structuring human knowledge,” in *Proc. 2008 ACM SIGMOD Int. Conf. Manage. Data (SIGMOD ’08)*, 2008, pp. 1247–1250.
- [13] A. Carlson, J. Betteridge, B. Kisiel, B. Settles, E. R. Hruschka, and T. M. Mitchell, “Toward an architecture for never-ending language learning,” in *Proc. 24th AAAI Conf. Artif. Intell.*, 2010, p. 1306–1313.
- [14] D. Vrandečić and M. Krötzsch, “Wikidata: a free collaborative knowledge base,” *Commun. ACM*, vol. 57, no. 10, pp. 78–85, 2014.
- [15] R. Speer, J. Chin, and C. Havasi, “ConceptNet 5.5: An open multilingual graph of general knowledge,” in *Proc. 31st AAAI Conf. Artif. Intell.*, 2017, p. 4444–4451.
- [16] A. Bordes, N. Usunier, A. Garcia-Duran, J. Weston, and O. Yakhnenko, “Translating embeddings for modeling multi-relational data,” *Adv. Neural Info. Process. Syst. 26 (NeurIPS 2013)*, p. 2787–2795, 2013.
- [17] Z. Sun, Z.-H. Deng, J.-Y. Nie, and J. Tang, “RotatE: Knowledge graph embedding by relational rotation in complex space,” in *Proc. 8th Int. Conf. Learn. Represent. (ICLR)*, 2019, p. 1–18.
- [18] L. Chao, J. He, T. Wang, and W. Chu, “PairRE: Knowledge graph embeddings via paired relation vectors,” in *Proc. 59th Annu. Meet. Assoc. Comput. Linguist. (ACL 2021)*, 2021, pp. 4360–4369.
- [19] W. K. Pratt, *Introduction to digital image processing*. CRC press, 2013.
- [20] X. Ge, Y.-C. Wang, B. Wang, and C.-C. J. Kuo, “CompoundE: Knowledge graph embedding with translation, rotation and scaling compound operations,” *arXiv preprint arXiv:2207.05324*, 2022.
- [21] C. Gao, C. Sun, L. Shan, L. Lin, and M. Wang, “Rotate3D: Representing relations as rotations in three-dimensional space for knowledge graph embedding,” in *Proc. 29th ACM Int. Conf. Inf. Knowl. Manage. (CIKM’20)*, 2020, pp. 385–394.
- [22] T. Yang, L. Sha, and P. Hong, “Nage: Non-Abelian group embedding for knowledge graphs,” in *Proc. 29th ACM Int. Conf. Inf. Knowl. Manage. (CIKM’20)*, 2020, pp. 1735–1742.
- [23] H. Lu, H. Hu, and X. Lin, “Dense: An enhanced non-commutative representation for knowledge graph embedding with adaptive semantic hierarchy,” *Neurocomputing*, vol. 476, pp. 115–125, 2022.
- [24] S. Zhang, Y. Tay, L. Yao, and Q. Liu, “Quaternion knowledge graph embedding,” in *Adv. Neural Info. Process. Syst. 32 (NeurIPS 2019)*, 2019, pp. 2731–2741.

- [25] I. Chami, A. Wolf, D.-C. Juan, F. Sala, S. Ravi, and C. Ré, “Low-dimensional hyperbolic knowledge graph embeddings,” in *Proc. 58th Annu. Meet. Assoc. Comput. Linguist. (ACL 2020)*, 2020, pp. 6901–6914.
- [26] K. Wang, Y. Liu, D. Lin, and Q. Z. Sheng, “Hyperbolic geometry is not necessary: Lightweight euclidean-based models for low-dimensional knowledge graph embeddings,” *arXiv preprint arXiv:2103.14930*, 2021.
- [27] X. Dong, E. Gabrilovich, G. Heitz, W. Horn, N. Lao, K. Murphy, T. Strohmann, S. Sun, and W. Zhang, “Knowledge vault: A web-scale approach to probabilistic knowledge fusion,” in *Proc. 20th ACM SIGKDD Int. Conf. Knowl. Discov. Data Min. (KDD '14)*, 2014, pp. 601–610.
- [28] R. Socher, D. Chen, C. D. Manning, and A. Ng, “Reasoning with neural tensor networks for knowledge base completion,” *Adv. Neural Info. Process. Syst. 26 (NeurIPS 2013)*, vol. 26, 2013.
- [29] T. Dettmers, P. Minervini, P. Stenetorp, and S. Riedel, “Convolutional 2d knowledge graph embeddings,” in *Proc. 32nd AAAI Conf. Artif. Intell.*, 2018, pp. 1811–1818.
- [30] M. Schlichtkrull, T. N. Kipf, P. Bloem, R. Van Den Berg, I. Titov, and M. Welling, “Modeling relational data with graph convolutional networks,” in *Proc. 15th Extended Semantic Web Conf. (ESWC'18)*. Springer, 2018, pp. 593–607.
- [31] B. Yang, W.-t. Yih, X. He, J. Gao, and L. Deng, “Embedding entities and relations for learning and inference in knowledge bases,” in *Proc. 4th Int. Conf. Learn. Represent. (ICLR)*, 2015, pp. 1–13.
- [32] L. Yao, C. Mao, and Y. Luo, “KG-BERT: Bert for knowledge graph completion,” *arXiv preprint arXiv:1909.03193*, 2019.
- [33] J. Devlin, M.-W. Chang, K. Lee, and K. Toutanova, “Bert: Pre-training of deep bidirectional transformers for language understanding,” *arXiv preprint arXiv:1810.04805*, 2018.
- [34] L. Wang, W. Zhao, Z. Wei, and J. Liu, “SimKGC: Simple contrastive knowledge graph completion with pre-trained language models,” in *Proc. 60th Annu. Meet. Assoc. Comput. Linguist. (ACL 2022)*, 2022, pp. 4281–4294.
- [35] Y.-C. Wang, X. Ge, B. Wang, and C.-C. J. Kuo, “KGBoost: A classification-based knowledge base completion method with negative sampling,” *Pattern Recognit. Lett.*, vol. 157, pp. 104–111, 2022.
- [36] T. Chen and C. Guestrin, “Xgboost: A scalable tree boosting system,” in *Proc. 22nd ACM SIGKDD Int. Conf. Knowl. Discov. Data Min. (KDD '16)*, 2016, pp. 785–794.
- [37] Y. Yang, W. Wang, H. Fu, C.-C. J. Kuo *et al.*, “On supervised feature selection from high dimensional feature spaces,” *APSIPA Trans. Signal Inf. Process.*, vol. 11, no. 1, 2022.
- [38] C.-C. J. Kuo and A. M. Madni, “Green learning: Introduction, examples and outlook,” *J. Vis. Commun. Image Represent.*, p. 103685, 2022.
- [39] Y.-C. Wang, X. Ge, B. Wang, and C.-C. J. Kuo, “Greenkgc: A lightweight knowledge graph completion method,” *arXiv preprint arXiv:2208.09137*, 2022.
- [40] Z. Wang, J. Zhang, J. Feng, and Z. Chen, “Knowledge graph embedding by translating on hyperplanes,” in *Proc. 28th AAAI Conf. Artif. Intell.*, 2014, pp. 1112–1119.
- [41] Y. Lin, Z. Liu, M. Sun, Y. Liu, and X. Zhu, “Learning entity and relation embeddings for knowledge graph completion,” in *Proc. 29th AAAI Conf. Artif. Intell.*, 2015, pp. 2181–2187.
- [42] G. Ji, S. He, L. Xu, K. Liu, and J. Zhao, “Knowledge graph embedding via dynamic mapping matrix,” in *Proc. 53rd Annu. Meet. Assoc. Comput. Linguist. (ACL 2015)*, vol. 1, 2015, pp. 687–696.
- [43] G. Ji, K. Liu, S. He, and J. Zhao, “Knowledge graph completion with adaptive sparse transfer matrix,” in *Proc. 30th AAAI Conf. Artif. Intell.*, 2016, pp. 985–991.
- [44] J. Yang, Y. Shi, X. Tong, R. Wang, T. Chen, and X. Ying, “Improving knowledge graph embedding using affine transformations of entities corresponding to each relation,” in *Proc. Conf. Empirical Meth. Natural Language Process. Find. (EMNLP'21 Findings)*, 2021, pp. 508–517.
- [45] Z. Liang, J. Yang, H. Liu, and K. Huang, “A semantic filter based on relations for knowledge graph completion,” in *Proc. Conf. Empirical Meth. Natural Language Process. (EMNLP'21)*, 2021, pp. 7920–7929.
- [46] J. Li and Y. Yang, “STaR: Knowledge graph embedding by scaling, translation and rotation,” in *Proc. 11th Artif. Intell. Mob. Serv. (AIMS 2022)*. Springer, 2022, pp. 31–45.
- [47] Q. Wang, Z. Mao, B. Wang, and L. Guo, “Knowledge graph embedding: A survey of approaches and applications,” *IEEE Trans. Knowl. Data Eng.*, vol. 29, no. 12, pp. 2724–2743, 2017.
- [48] Z. Cao, Q. Xu, Z. Yang, X. Cao, and Q. Huang, “Dual quaternion knowledge graph embeddings,” in *Proc. 35th AAAI Conf. Artif. Intell.*, vol. 35, no. 8, 2021, pp. 6894–6902.
- [49] J. Guo and S. Kok, “Bique: Biquaternionic embeddings of knowledge graphs,” in *Proc. Conf. Empirical Meth. Natural Language Process. (EMNLP'21)*, 2021, pp. 8338–8351.
- [50] Q. Zhang, R. Wang, J. Yang, and L. Xue, “Knowledge graph embedding by reflection transformation,” *Knowl.-Based Syst.*, vol. 238, p. 107861, 2022.
- [51] Z. Cao, T. Qin, T.-Y. Liu, M.-F. Tsai, and H. Li, “Learning to rank: from pairwise approach to listwise approach,” in *Proc. 24th Int. Conf. Mach. Learn. (ICML 2007)*, 2007, pp. 129–136.
- [52] A. Klementiev, D. Roth, and K. Small, “Unsupervised rank aggregation with distance-based models,” in *Proc. 25th Int. Conf. Mach. Learn. (ICML 2008)*, 2008, pp. 472–479.
- [53] G. V. Cormack, C. L. Clarke, and S. Buettcher, “Reciprocal rank fusion outperforms condorcet and individual rank learning methods,” in *Proc. 32nd Annu. Int. ACM SIGIR Conf. Res. Dev. Inf. Retrieval (SIGIR '09)*, 2009, pp. 758–759.
- [54] X. Chen, M. Chen, C. Fan, A. Uppunda, Y. Sun, and C. Zaniolo, “Multilingual knowledge graph completion via ensemble knowledge transfer,” in *Proc. Conf. Empirical Meth. Natural Language Process. Find. (EMNLP'20 Findings)*, 2020, pp. 3227–3238.
- [55] Y. Zhang, Q. Yao, W. Dai, and L. Chen, “Autosf: Searching scoring functions for knowledge graph embedding,” in *Proc. 36th IEEE Int. Conf. Data Eng. (ICDE 2020)*, 2020, pp. 433–444.
- [56] C. Xu, M. Nayyeri, S. Vahdati, and J. Lehmann, “Multiple run ensemble learning with low-dimensional knowledge graph embeddings,” in *Proc. 2021 Int. Joint Conf. Neural Netw. (IJCNN)*. IEEE, 2021, pp. 1–8.
- [57] U. Joshi and J. Urbani, “Ensemble-based fact classification with knowledge graph embeddings,” in *Proc. 19th Extended Semantic Web Conf. (ESWC'22)*. Springer, 2022, pp. 147–164.
- [58] M. Van Erp and L. Schomaker, “Variants of the borda count method for combining ranked classifier hypotheses,” in *7th International Workshop on frontiers in handwriting recognition*. International Unipen Foundation, 2000, pp. 443–452.
- [59] P. Bailey, A. Moffat, F. Scholer, and P. Thomas, “Retrieval consistency in the presence of query variations,” in *Proc. 40th Annu. Int. ACM SIGIR Conf. Res. Dev. Inf. Retrieval (SIGIR '17)*, 2017, pp. 395–404.
- [60] B. Ding, Q. Wang, B. Wang, and L. Guo, “Improving knowledge graph embedding using simple constraints,” *arXiv preprint arXiv:1805.02408*, 2018.
- [61] F. Mahdisoltani, J. Biega, and F. Suchanek, “Yago3: A knowledge base from multilingual wikipedias,” in *Proc. 7th Biennial Conf. Innov. Data Syst. Research*. CIDR Conference, 2014.
- [62] W. Hu, M. Fey, M. Zitnik, Y. Dong, H. Ren, B. Liu, M. Catasta, and J. Leskovec, “Open graph benchmark: Datasets for machine learning on graphs,” *arXiv preprint arXiv:2005.00687*, 2020.
- [63] D. P. Kingma and J. Ba, “Adam: A method for stochastic optimization,” *arXiv preprint arXiv:1412.6980*, 2014.
- [64] Nickel, M. others, L. Rosasco, and T. Poggio, “Holographic embeddings of knowledge graphs,” in *Proc. 30th AAAI Conf. Artif. Intell.*, 2016.
- [65] T. Trouillon, J. Welbl, S. Riedel, É. Gaussier, and G. Bouchard, “Complex embeddings for simple link prediction,” in *Proc. 33rd Int. Conf. Mach. Learn. (ICML 2016)*, 2016, pp. 2071–2080.
- [66] H. Liu, Y. Wu, and Y. Yang, “Analogical inference for multi-relational embeddings,” in *Proc. 34th Int. Conf. Mach. Learn. (ICML 2017)*, 2017, pp. 2168–2178.
- [67] S. Guo, Q. Wang, L. Wang, B. Wang, and L. Guo, “Knowledge graph embedding with iterative guidance from soft rules,” in *Proc. 32nd AAAI Conf. Artif. Intell.*, vol. 32, no. 1, 2018.
- [68] W. Xu, S. Zheng, L. He, B. Shao, J. Yin, and T.-Y. Liu, “SEEK: Segmented embedding of knowledge graphs,” *arXiv preprint arXiv:2005.00856*, 2020.
- [69] F. Ren, J. Li, H. Zhang, S. Liu, B. Li, R. Ming, and Y. Bai, “Knowledge graph embedding with atrous convolution and residual learning,” in *Proc. 58th Annu. Meet. Assoc. Comput. Linguist. (ACL 2020)*, 2020, pp. 1532–1543.
- [70] Y. Li, W. Fan, C. Liu, C. Lin, and J. Qian, “TranSHER: Translating knowledge graph embedding with hyper-ellipsoidal restriction,” in *Proc. 60th Annu. Meet. Assoc. Comput. Linguist. (ACL 2022)*, Dec. 2022, pp. 8517–8528.
- [71] L. Yu, Z. Luo, H. Liu, D. Lin, H. Li, and Y. Deng, “Triplere: Knowledge graph embeddings via tripled relation vectors,” *arXiv preprint arXiv:2209.08271*, 2022.
- [72] C. Xu and R. Li, “Relation embedding with dihedral group in knowledge graph,” in *Proc. 57th Annu. Meet. Assoc. Comput. Linguist. (ACL 2019)*, 2019, pp. 263–272.

- [73] S. Vashishth, S. Sanyal, V. Nitin, N. Agrawal, and P. Talukdar, "Interact: Improving convolution-based knowledge graph embeddings by increasing feature interactions," in *Proc. 34th AAAI Conf. Artif. Intell.*, vol. 34, 2020, pp. 3009–3016.
- [74] Z. Zhang, J. Cai, Y. Zhang, and J. Wang, "Learning hierarchy-aware knowledge graph embeddings for link prediction," in *Proc. 34th AAAI Conf. Artif. Intell.*, vol. 34, 2020, pp. 3065–3072.
- [75] T. Song, J. Luo, and L. Huang, "Rot-pro: Modeling transitivity by projection in knowledge graph embedding," *Adv. Neural Info. Process. Syst.* 34 (*NeurIPS 2021*), vol. 34, pp. 24 695–24 706, 2021.
- [76] Y. Chen, P. Minervini, S. Riedel, and P. Stenetorp, "Relation prediction as an auxiliary training objective for improving multi-relational graph representations," in *Proc. 3rd Conf. Autom. Knowl. Base Constr. (AKBC2021)*, 2021.
- [77] X. Ge, Y.-C. Wang, B. Wang, and C. J. Kuo, "CORE: A knowledge graph entity type prediction method via complex space regression and embedding," *Pattern Recognit. Lett.*, vol. 157, pp. 97–103, 2022.
- [78] X. Ge, Y. C. Wang, B. Wang, C.-C. J. Kuo *et al.*, "Typeea: Type-associated embedding for knowledge graph entity alignment," *APSIPA Trans. Signal Inf. Process.*, vol. 12, no. 1, 2023.




C.-C. Jay Kuo (F'99) received the B.S. degree in electrical engineering from National Taiwan University, Taipei, Taiwan, in 1980, and the M.S. and Ph.D. degrees in electrical engineering from the Massachusetts Institute of Technology, Cambridge, in 1985 and 1987, respectively. He is the holder of the William M. Hogue Professorship in Electrical and Computer Engineering, a Distinguished Professor of Electrical and Computer Engineering and Computer Science, and the Director of the USC Multimedia Communication Laboratory (MCL) at the University of Southern California. He is the co-author of about 340 journal papers, 1000 conference papers, and 15 books. His research interests include multimedia and green computing. He is a fellow of the National Academy of Inventors, the American Association for the Advancement of Science, and the International Society for Optical Engineers, and the Association for Computing Machinery.



Xiu Ge (S'14) received the B.S. and M.S. degree in electrical and computer engineering from University of Illinois, Urbana–Champaign, Urbana, Illinois, in 2016 and 2018 respectively. He is working towards Ph.D. degree in electrical and computer engineering with the Ming-Hsieh Department of Electrical and Computer Engineering, University of Southern California. His research interest includes knowledge graph embedding, node classification, graph alignment, natural language processing.



Yun-Cheng Wang (S'19) received the B.S. degree in electrical engineering from National Taiwan University, Taipei, Taiwan, in 2018. He received his M.S. degree in 2020 and is working towards Ph.D. degree in electrical and computer engineering with the Ming-Hsieh Department of Electrical and Computer Engineering, University of Southern California. His research interest includes knowledge graph embedding, natural language processing.



Bin Wang (S'19-M'22) received his B.Eng. degree in electronic information engineering from the University of Electronic Science and Technology of China (UESTC), Chengdu, China, in June 2017, and his Ph.D. degree in electrical engineering from the University of Southern California (USC), Los Angeles, CA, USA, in May 2021. He is currently a Research Fellow with the National University of Singapore (NUS), Singapore. His research interests include representation learning, graph learning, and dialogue summarization.