

Transform-scaled process priors for trait allocations in Bayesian nonparametrics

Mario Beraha¹ and Stefano Favaro²

¹Department of Economics and Statistics, University of Torino

²Department of Economics and Statistics, University of Torino and
Collegio Carlo Alberto

April 3, 2023

Abstract

Completely random measures (CRMs) provide a broad class of priors, arguably, the most popular, for Bayesian nonparametric (BNP) analysis of trait allocations. As a peculiar property, CRM priors lead to predictive distributions that share the following common structure: for fixed prior's parameters, a new data point exhibits a Poisson (random) number of “new” traits, i.e., not appearing in the sample, which depends on the sampling information only through the sample size. While the Poisson posterior distribution is appealing for analytical tractability and ease of interpretation, its independence from the sampling information is a critical drawback, as it makes the posterior distribution of “new” traits completely determined by the estimation of the unknown prior's parameters. In this paper, we introduce the class of transform-scaled process (T-SP) priors as a tool to enrich the posterior distribution of “new” traits arising from CRM priors, while maintaining the same analytical tractability and ease of interpretation. In particular, we present a framework for posterior analysis of trait allocations under T-SP priors, showing that Stable T-SP priors, i.e., T-SP priors built from Stable CRMs, lead to predictive distributions such that, for fixed prior's parameters, a new data point displays a negative-Binomial (random) number of “new” traits, which depends on the sampling information through the number of distinct traits and the sample size. Then, by relying on a hierarchical version of T-SP priors, we extend our analysis to the more general setting of trait allocations with multiple groups of data or subpopulations. The empirical effectiveness of our methods is demonstrated through numerical experiments and applications to real data.

Keywords: Bayesian nonparametrics; completely random measure; feature allocation; hierarchical scaled process prior; posterior analysis; predictive distribution; scaled process prior; trait allocation.

1 Introduction

Bayesian nonparametric (BNP) analysis of trait allocations deals with data belonging to more than one group, referred to as traits, and exhibiting nonnegative (integer) levels of association to each trait (Titsias, 2008; Zhou, 2012, 2014; Broderick et al., 2015; Heaukulani and Roy, 2016; James, 2017; Broderick et al., 2018; Campbell et al., 2018; Heaukulani and Roy, 2020). For example, single cell expression data contain multiple genes with their corresponding expression levels from ancestral populations, members of a social network have friends to which they send multiple messages, documents contain different topics with their corresponding words. Trait allocations generalize both species allocations or clustering, where traits are understood as species’ labels and each data point belongs to a single label identifying a cluster, and feature allocations, where traits are understood as features and each data point exhibits only a binary membership to multiple features (Broderick et al., 2013,a). In particular, traits may be viewed as the natural generalization of features through the inclusion of nonnegative levels of memberships. BNP analysis of trait allocations has proved to be relevant in diverse fields of practical interest, including single cell analysis and topic modeling (Zhou, 2014; Roychowdhury and Kulis, 2015), matrix factorization (Zhou, 2012), visual object recognition (Titsias, 2008), image segmentation analysis (Broderick et al., 2015), and network analysis (Ayed and Caron, 2021). We refer to Broderick et al. (2018) for a comprehensive account on BNP analysis of trait allocations, including the development of de Finetti type (representation) theorems of practical interest in BNP analysis.

Completely random measures (CRMs) provide a broad class of priors for BNP analysis of both feature and trait allocations, the most popular being the Beta process for features (Griffiths and Ghahramani, 2005; Teh and Gorur, 2009) and the Gamma process for traits (Titsias, 2008; Zhou, 2012). In such a context, James (2017) presented a framework for posterior analysis, showing that all CRM priors lead to a peculiar predictive distribution for a new data point Z_{n+1} , given $n \geq 1$ observable data points $Z_{1:n} = (Z_1, \dots, Z_n)$ and fixed prior’s parameters: i) Z_{n+1} displays a Poisson (random) number of “new” features/traits, i.e. features/traits not in $Z_{1:n}$, which depends on $Z_{1:n}$ only through the sample size n ; ii) Z_{n+1} displays an “old” feature/traits, i.e. features/traits in $Z_{1:n}$, with a probability that depends on $Z_{1:n}$ through the empirical distribution of its levels of association in $Z_{1:n}$, and n . Such a predictive structure is inherited by the Poisson process formulation of CRMs (Kingman, 1993), and it provides a limitation of CRM priors, in the sense of a lack of flexibility both with respect to the form of the posterior distribution of “new” features/traits and the use of the information of $Z_{1:n}$ in such a distribution. While the Poisson posterior distribution is appealing for analytical tractability and ease of interpretation, its independence from $Z_{1:n}$ is a critical drawback of CRM priors, as it makes the posterior distribution of “new” features/traits completely determined by the estimation of the unknown prior’s parameters.

1.1 Our contributions

In this paper, we present a BNP approach to trait allocations, which relies on a novel class of priors with a more flexible predictive structure than CRMs. This is inspired by the work of [Camerlenghi et al. \(2023\)](#) on feature allocations, which shows how scaled process (SP) priors, first introduced in [James et al. \(2015\)](#), allow to enrich the predictive distribution of the Beta process. In particular, we introduce the class of transform-scaled process (T-SP) priors as transformations of SP priors to deal with the more general trait allocations, in such a way that SP priors correspond to the identity transform, and we develop a framework for their posterior analysis. As a special case, we consider transformations of SP priors built from the Stable CRM ([Kingman, 1975](#); [James et al., 2015](#)), referred to as Stable T-SP (ST-SP) priors, showing that they provide a sensible trade-off between enriching the predictive structure of CRM priors, and maintaining its analytical tractability and ease of interpretation. Precisely, we show that ST-SP priors lead to a predictive distribution for Z_{n+1} , given $Z_{1:n}$ and fixed prior’s parameter, such that: i) Z_{n+1} displays a negative-Binomial (random) number of “new” traits, which depends on $Z_{1:n}$ only through the number of distinct traits and the sample size n ; ii) Z_{n+1} displays an “old” trait, i.e., appearing in $Z_{1:n}$, with a probability that depends on $Z_{1:n}$ through the empirical distribution of its levels of association in $Z_{1:n}$, and n . An extension of our analysis is presented for the more general setting of trait allocations with multiple groups of data or subpopulations ([Masoero et al., 2018](#); [James et al., 2021](#)), introducing a hierarchical version of T-SP priors, and developing its posterior analysis.

This is the first work to provide a comprehensive framework for BNP analysis of feature and trait allocations, as well as their generalizations to multiple groups of data, by relying on a broad class of nonparametric priors that allow enriching the predictive distribution of CRM priors, while maintaining analytical tractability and ease of interpretation. The effectiveness of our methods is demonstrated through some empirical analyses on synthetic data and real data. First, in two simulated scenarios, we consider the classical problem of predicting the number of “new” traits in additional unobservable samples, comparing ST-SP priors against both CRM priors and the Stable-Beta SP prior of [Camerlenghi et al. \(2023\)](#), the latter only considering the presence or absence of the traits disregarding the corresponding levels of association. Moreover, we consider an application of ST-SP priors on a problem of text classification with more than six thousand documents and 14 thousand unique words, proposing a nonparametric “naive Bayes” classifier along the similar lines of [Zhou \(2016\)](#). In both cases, we show how T-SP priors result in a better predictive performance. In general, our analyses demonstrate: i) the practical usefulness of trait allocation models, that, compared to the simpler feature allocation models, may be better suited to capture the data generating process; ii) the critical role of T-SP priors in inducing a more flexible predictive structure than nonparametric priors available in the literature.

1.2 Related works

The lack of flexibility in the predictive structure of CRM priors was first discussed by [Masoero et al. \(2022\)](#) in the context of BNP inference for the unseen-feature problem, namely the estimation of the number of hitherto unseen features that would be observed if $m \geq 1$ additional samples were collected. In particular, they showed that all CRM priors lead to a Poisson posterior distribution for the number of unseen features, with such a distribution depending on the observable sample only through the sample size. This motivated the work of [Camerlenghi et al. \(2023\)](#), where SP priors are applied to enrich the posterior distribution of the number of unseen features, improving posterior inferences with respect to both estimation and uncertainty quantification. A similar scenario occurs in BNP inference for the unseen-species problem under the Dirichlet process (DP) prior ([Ferguson, 1973](#)), which led to the use of the Pitman-Yor process (PYP) prior ([Pitman, 1995](#); [Pitman and Yor, 1997](#)) for enriching the posterior distribution of the number of unseen species, while maintaining the analytical tractability and ease of interpretation of the DP. See, e.g., [Lijoi et al. \(2007\)](#) and [Favaro et al. \(2009\)](#) for details. The predictive structures of the DP and the PYP priors in species allocations somehow resemble that of CRM and ST-SP priors, respectively, in feature and trait allocations. To some extent, ST-SP priors may be viewed as the natural counterpart of the PYP prior in feature and trait allocations.

1.3 Organization of the paper

The paper is structured as follows. In Section 2, we introduce the class of T-SP priors and develop their posterior analysis, showing that the special case of ST-SP priors lead to a more flexible predictive structure than CRM priors, while maintaining analytical tractability and ease of interpretation. In section 3, we introduce the class of hierarchical T-SP priors for BNP analysis of trait allocations with multiple groups of data or subpopulations, and develop their posterior analysis. Section 4 contains a numerical illustration of our BNP approach to trait allocations, whereas in Section 5 we discuss our work and some directions for future research. Proofs and complementary results are deferred to the Supplementary Materials.

2 T-SP priors for trait allocations

For a measurable space of traits \mathbb{W} , we assume $n \geq 1$ observations to be modeled as a random sample $Z_{1:n} = (Z_1, \dots, Z_n)$ from the stochastic process $Z(w) = \sum_{k \geq 1} A_k \delta_{w_k}(w)$, as a process indexed by $w \in \mathbb{W}$, where $(w_k)_{k \geq 1}$ are traits in \mathbb{W} and $(A_k)_{k \geq 1}$ are independent \mathbb{N}_0 -valued random variables such that A_k is distributed according to a distribution $G_A(\tau_k)$, with $\tau_k \geq 0$ being an unknown positive parameter, for $k \geq 1$. The \mathbb{N}_0 -valued observational process Z is referred to as the trait process with score (distribution) G_A and parameter (discrete measure) $\mu = \sum_{k \geq 1} \tau_k \delta_{w_k}$, denoted as $\text{TrP}(G_A, \mu)$ ([James, 2017](#)). BNP inference for trait allocations relies on the specification of a suitable prior distribution on μ , leading to the model

$$Z_i | \mu \stackrel{\text{iid}}{\sim} \text{TrP}(G_A, \mu) \quad i = 1, \dots, n, \quad (1)$$

$$\mu \sim \mathcal{M},$$

namely μ is a discrete random measure on \mathbb{W} whose law \mathcal{M} takes on the interpretation of a nonparametric prior distribution for the unknown trait's composition of the population Z . By de Finetti's representation theorem, the random variables Z_i 's in (1) are exchangeable with directing (de Finetti) measure \mathcal{M} (Aldous, 1985). See Campbell et al. (2018), and references therein, for a detailed treatment on exchangeability in BNP trait allocation models.

Under the BNP model (1), the marginal sampling process $(Z_i)_{i \geq 1}$ is referred to as the generalized Indian buffet process (IBP) (James, 2017), with the IBP being the special case in which Z is the $\{0, 1\}$ -valued Bernoulli process and μ is the Beta process (Griffiths and Ghahramani, 2011). As observed in James (2017), for a given parameter μ , a suitable model for the score G_A can be represented as a spike-and-slab distribution, namely for $a \in \mathbb{N}_0$

$$\Pr[A_{i,k} = a; \tau_k] = G_A(a; \tau_k) = \pi_A(\tau_k) \tilde{G}_{A'}(a; \tau_k) + (1 - \pi_A(\tau_k)) \delta_{\{0\}}(a),$$

with $\tilde{G}_{A'}$ being a distribution on \mathbb{N} , thus explicitly accounting for $A_{i,k} = 0$, i.e., observation i not displaying the k -th trait. Equivalently $A_{i,k} = B_{i,k} A'_{i,k}$, where $B_{i,k}$ is a Bernoulli random variable with parameter $\pi_A(\tau_k)$ and $A_{i,k}$ is distributed as $G_{A'}(\tau_k)$, for $i, k \geq 1$. The discreteness of μ entails that traits are shared by observations with positive probability. We denote by k_n the number of distinct traits, labeled $w_1^*, \dots, w_{k_n}^*$, each appearing with frequency $m_l = \sum_{1 \leq i \leq n} I_{\mathbb{R}_+}(Z_i(w_l^*))$, for $l = 1, \dots, k_n$. Moreover, let \mathcal{B}_l be the index set containing the observations displaying the l -th trait, i.e. $\mathcal{B}_l = \{i \in \{1, \dots, n\} : Z_i(w_l^*) > 0\}$, and let $\mathcal{A}_l = \{A'_{i,l} : i \in \mathcal{B}_l\}$ be the set of values associated with the l -th trait, that is the integer values associated with the l -th trait, restricted to those observations who display it.

2.1 A review of CRM priors

CRM priors form a broad class of nonparametric priors for the parameter μ of the trait process Z (James, 2017; Broderick et al., 2018). Consider a CRM μ on \mathbb{W} , which is a random element taking values on the space of bounded discrete measure on $(\mathbb{W}, \mathcal{W})$, such that for $k \geq 1$ and a collection of disjoint Borel sets $C_1, \dots, C_k \in \mathcal{W}$ the random variables $\mu(C_1), \dots, \mu(C_k)$ are independent (Kingman, 1967). We consider CRMs of the form $\mu(\cdot) = \int_{\mathbb{R}_+} sN(ds, \cdot) = \sum_{k \geq 1} \tau_k \delta_{W_k}(\cdot)$, where $N = \sum_{k \geq 1} \delta_{(\tau_k, W_k)}$ is a Poisson random measure on $\mathbb{R}_+ \times \mathbb{W}$ with Lévy intensity measure $\nu(dx, dw)$, which characterizes the distribution of μ in terms its random jumps τ_k 's and random locations W_k 's (Kingman, 1967, 1993). We focus on homogeneous Lévy intensity measures, namely measures of the form $\nu(dx, dw) = \theta \rho(x) dx B_0(dw)$ where $\theta > 0$ is a parameter, B_0 is a nonatomic probability measure on \mathbb{W} and $\rho(x) dx$ is a measure on \mathbb{R}_+ such that $\int_{\mathbb{R}_+} \rho(ds) = +\infty$ and $\psi(u) := \int_{\mathbb{R}_+} (1 - e^{-us}) \rho(s) ds < +\infty$ for all $u > 0$, which ensure that $0 < \mu(\mathbb{W}) < +\infty$ almost surely. We write $\mu \sim \text{CRM}(\theta, \rho, B_0)$. Under (1), the law of μ provides provide a natural prior distribution for the parameter μ of the trait process Z . See James (2017) for a posterior analysis of CRM priors for trait allocations. In the next theorem, we recall the posterior distribution and the predictive distribution of CRM priors (James, 2017, Theorem 3.1 and Proposition 3.2).

Theorem 2.1. *Let $Z_{1:n}$ be a random sample under (1) with $\mu \sim \text{CRM}(\theta, \rho, B_0)$, such that $Z_{1:n}$ displays k_n traits $\{W_1^*, \dots, W_{k_n}^*\}$ with frequencies (m_1, \dots, m_{k_n}) and associated index sets $\{\mathcal{B}_1, \dots, \mathcal{B}_{k_n}\}$. The posterior distribution of μ given $Z_{1:n}$ coincides with the distribution of*

$$\mu | Z_{1:n} \stackrel{d}{=} \mu' + \sum_{l=1}^{k_n} J_l^* \delta_{W_l^*},$$

where μ' is a CRM on \mathbb{W} with Lévy intensity measure $\theta \rho_n(s) ds B_0(dx)$ such that $\rho_n(s) = (1 - \pi_A(s))^n \rho(s)$, and the J_l^* 's are independent random jumps, also independent of μ' , with density function

$$f_{J_l^*}(s) \propto [1 - \pi_A(s)]^{n-m_l} \pi_A^{m_l}(s) \prod_{i \in \mathcal{B}_l} \tilde{G}_{A'}(da_{i,l}; s) \rho(s), \quad s > 0.$$

Furthermore, the predictive distribution of Z_{n+1} , given $Z_{1:n}$, coincides with the distribution of

$$Z_{n+1} | Z_{1:n} \stackrel{d}{=} Z'_{n+1} + \sum_{l=1}^{k_n} A_{n+1,l} \delta_{W_l^*}, \quad (2)$$

where $Z'_{n+1} | \mu' \stackrel{d}{=} \sum_{k \geq 1} A'_{n+1,k} \delta_{W'_k} \sim \text{TrP}(G_A, \mu')$ is independent of the $A_{n+1,l}$'s, with the $A_{n+1,l}$'s being independent random variables such that $A_{n+1,l} | J_l^* \sim G_A(J_l^*)$ for any $l = 1, \dots, k_n$.

According to the predictive distribution (2), Z_{n+1} displays “new” traits W'_k 's, i.e. traits not appearing in $Z_{1:n}$, and “old” traits W_l^* 's, i.e. traits appeared in $Z_{1:n}$. Because of the assumption that B_0 is a non-atomic probability measure, the labels of the “new” traits are different from the labels of the “old” traits, with probability one. In particular, from (2), the conditional probability of observing “new” traits, given $Z_{1:n}$, is determined by the law of Z'_{n+1} , i.e.

$$\Pr(Z_{n+1}(\mathbb{W} \setminus \{W_1^*, \dots, W_{k_n}^*\}) > 0 | Z_{1:n}),$$

which depends on $Z_{1:n}$ only through the sample size n , as it is clear from ρ_n . Still from (2), the conditional probability of observing an “old” trait W_l^* , given $Z_{1:n}$, is determined by the law of $A_{n+1,l}$, i.e.

$$\Pr(Z_{n+1}(W_l^*) > 0 | Z_{1:n}) = \int \pi_A(s) f_{J_l^*}(s) ds,$$

which depends on $Z_{1:n}$ through the sample size n , the empirical frequency m_l of W_l^* , and the displayed scores \mathcal{A}_l . As a corollary of Theorem 2.1, the posterior distribution of the number of “new” traits in Z_{n+1} , given $Z_{1:n}$ and fixed prior's parameters, is a Poisson distribution that depends on the information in $Z_{1:n}$ only through n . Such a posterior structure is peculiar to CRM priors, arising from the Poisson process formulation of CRMs (Kingman, 1993).

Although the class of CRM priors is broad, all CRM priors lead to the same Poisson predictive structure for the number of “new” traits, which makes them not

a flexible prior model with respect to the induced predictive distributions. While the Poisson distribution is appealing for making posterior inferences analytically tractable and of easy interpretability, its independence from $Z_{1:n}$ makes the BNP approach under CRM priors a questionable oversimplification, with the probability of generating “new” traits being completely determined by the estimation of unknown prior’s parameters. Such a limitation of CRM priors has been first investigated in the work of [Camerlenghi et al. \(2023\)](#), where a solution has been proposed in the special case of feature allocations, by relying on the class of SP priors ([James et al., 2015](#)). In particular, [Camerlenghi et al. \(2023\)](#) considered the Bernoulli process, i.e., $Z \sim \text{TrP}(G_A, \mu)$ with G_A being the Bernoulli distribution, and showed that SP priors for μ lead to a richer predictive structure than CRM priors, possibly including the whole sampling information in terms of the number of distinct features and their corresponding frequencies. As an example, they focussed on a SP prior for which the probability of observing “new” features depends on $Z_{1:n}$ only through the sample size n and the number k_n of observed features, whereas the probability of observing an “old” feature W_l^* depends on $Z_{1:n}$ through the sample size n and the empirical frequency m_l of the feature W_l^* .

2.2 T-SP priors: definition and posterior analysis

T-SP priors generalize SP priors to deal with the general trait process Z , while maintaining their desirable predictive structure. For $\mu \sim \text{CRM}(\theta, \rho, B_0)$, we denote by $\Delta_1 > \Delta_2 > \dots$ the decreasingly ordered random jumps τ_k ’s of μ , and then define the discrete random measure

$$\mu_{\Delta_1} = \sum_{k \geq 1} \frac{\Delta_{k+1}}{\Delta_1} \delta_{W_{k+1}},$$

with $\Delta_{k+1}/\Delta_1 \in (0, 1)$ for $k \geq 1$ and $\sum_{k \geq 1} \Delta_{k+1}/\Delta_1 < +\infty$. Moreover, let $f_{\Delta_1}(\zeta) = \exp\{\theta \int_{\zeta}^{+\infty} \rho(s) ds\} \theta \rho(\zeta)$ be the density function of the distribution of Δ_1 . Then for a function $h : \mathbb{R}_+ \rightarrow \mathbb{R}_+$, we introduce the random variable $\Delta_{1,h}$ whose distribution has density

$$f_{\Delta_{1,h}}(\zeta) = h(\zeta) f_{\Delta_1}(\zeta), \quad (3)$$

provided that $\int f_{\Delta_{1,h}}(\zeta) d\zeta = 1$. If F_{ζ} is the conditional distribution of $(\Delta_{k+1}/\Delta_1)_{k \geq 1}$ given $\Delta_1 = \zeta$, then a SP prior is defined as the law of $\mu_{\Delta_{1,h}} = \sum_{k \geq 1} \tau_k \delta_{W_{k+1}}$ where $(\tau_k)_{k \geq 1}$ is distributed as $F_{\Delta_{1,h}}$. Inherent to the construction of SP priors is that the random jumps τ_k ’s of $\mu_{\Delta_{1,h}}$ are $(0, 1)$ -valued, which is a critical limitation with respect to the choice the score G_A of the observational process. That is, differently from CRM priors, SP priors apply only to trait processes $Z \sim \text{TrP}(G_A, \mu)$ for which G_A is parameterized through a $(0, 1)$ -valued parameter, e.g. the Bernoulli process. To overcome this limitation, we introduce the class of T-SP priors.

Definition 2.2. *Let $\mu \sim \text{CRM}(\theta, \rho, B_0)$, $\Delta_1 > \Delta_2 > \dots$ the decreasingly ordered random jumps τ_k ’s of μ , and $\Delta_{1,h}$ be the random variable whose distribution has density function (3). Moreover, for any diffeomorphism $T : (0, 1) \rightarrow (T_0, T_1) \subset \mathbb{R}_+$ let $\mathcal{L}_{\zeta}(\cdot)$ be the conditional distribution of $(T(\Delta_{k+1}/\Delta_1))_{k \geq 1}$ given $\Delta_1 = \zeta$. A T-SP*

prior is the law of the discrete random measure

$$\mu = \sum_{k \geq 1} \tau_k \delta_{W_k},$$

where $(\tau_k)_{k \geq 1}$ is distributed as $\int_{\mathbb{R}_+} \mathcal{L}_\zeta(\cdot) f_{\Delta_{1,h}}(\zeta) d\zeta$, and $(W_k)_{k \geq 1}$ is independent of $(\tau_k)_{k \geq 1}$ with the W_k 's being independent and identically distributed according to B_0 . We write $\mu \sim \text{T-SP}(\theta, \rho, h, T, B_0)$.

Definition 2.2 generalizes the definition of SP prior, in the sense that SP priors are recovered by setting T to be the identity function. As CRM priors, T-SP priors apply to arbitrary trait processes, that is processes $Z \sim \text{TrP}(G_A, \mu)$ for which G_A is parameterized through a non-negative parameter. Now, we consider the BNP model (1) with $\mu \sim \text{T-SP}(\theta, \rho, h, T, B_0)$ and present a posterior analysis of μ , extending some of the main results of James et al. (2015) and Camerlenghi et al. (2023). We start by providing sufficient conditions that ensure the finiteness of the number of traits in a random sample from (1), which is a prerequisite in trait allocations. In particular, if Z is a random sample under (1), i.e. $Z = \sum_{k \geq 1} A_k \delta_{W_k}$, then a sufficient condition for $\sum_{k \geq 1} I_{\mathbb{R}_+}(A_k) = \sum_{k \geq 1} B_k < +\infty$ is

$$\mathbb{E}_{\Delta_{1,h}} \left[\int_{T_0}^{T_1} \pi_a(s) \frac{\rho(\Delta_{1,h} T^{-1}(s))}{T'(T^{-1}(s))} \Delta_{1,h} ds \right] < +\infty. \quad (4)$$

See Appendix A.1 for a proof. To present our main results on posterior analysis, it is useful to introduce:

i)

$$\rho_k(s, \zeta) = (1 - \pi_A(s))^k \frac{\zeta \rho(\zeta T^{-1}(s))}{T'(T^{-1}(s))} I_{(T_0, T_1)}(s); \quad (5)$$

ii)

$$\psi_k(\zeta) = \int_{T_0}^{T_1} [1 - (1 - \pi_A(s))^k] \frac{\zeta \rho(\zeta T^{-1}(s))}{T'(T^{-1}(s))} ds. \quad (6)$$

The next theorem characterizes, with respect to the latent random variable $\Delta_{1,h}$, the distribution of a random sample $Z_{1:n}$ from (1) with $\mu \sim \text{T-SP}(\theta, \rho, h, T, B_0)$. Such a distribution is known as the exchangeable trait probability function (James, 2017; Campbell et al., 2018).

Theorem 2.3. *Let $Z_{1:n}$ be a random sample under (1) with $\mu \sim \text{T-SP}(\theta, \rho, h, T, B_0)$, such that $Z_{1:n}$ displays k_n traits $\{W_1^*, \dots, W_{k_n}^*\}$ with frequencies (m_1, \dots, m_{k_n}) and associated index sets $\{\mathcal{B}_1, \dots, \mathcal{B}_{k_n}\}$. Then, the conditional distribution of $Z_{1:n}$ given $\Delta_{1,h}$ is of the form*

$$\theta^{k_n} e^{-\theta \psi_n(\Delta_{1,h})} \prod_{l=1}^{k_n} \int_{T_0}^{T_1} \rho_{n-m_l}(s, \Delta_{1,h}) \pi_A(s)^{m_l} \prod_{i \in \mathcal{B}_l} \left[\tilde{G}_{A'}(da_{i,k}; s) \right] ds B_0(dW_l^*). \quad (7)$$

See Appendix A.2 for the proof of Theorem 2.3. The exchangeable trait probability function of a T-SP prior follows from (7) by integrating with respect to the distribution of $\Delta_{1,h}$, whose density function is (3). The next theorem characterizes, still with respect to the latent variable $\Delta_{1,h}$, the posterior distribution and the predictive distribution of T-SP priors.

Theorem 2.4. *Let $Z_{1:n}$ be a random sample under (1) with $\mu \sim \text{T-SP}(\theta, \rho, h, T, B_0)$, such that $Z_{1:n}$ displays k_n traits $\{W_1^*, \dots, W_{k_n}^*\}$ with frequencies (m_1, \dots, m_{k_n}) and associated index sets $\{\mathcal{B}_1, \dots, \mathcal{B}_{k_n}\}$. The conditional distribution of $\Delta_{1,h}$ given $Z_{1:n}$ has density function*

$$f_{\Delta_{1,h} | Z_{1:n}}(\zeta) \propto e^{-\theta\psi_n(\zeta)} \prod_{l=1}^{k_n} \int_{T_0}^{T_1} \rho_{n-m_l}(s, \zeta) \prod_{i \in \mathcal{B}_l} \left[\tilde{G}_{A'}(da_{i,l}; s) ds \right] f_{\Delta_{1,h}}(\zeta). \quad (8)$$

Moreover:

i) *the conditional distribution of μ , given $Z_{1:n}$ and $\Delta_{1,h}$, coincides with the distribution of*

$$\mu | (\Delta_{1,h}, Z_{1:n}) \stackrel{d}{=} \mu'_{\Delta_{1,h}} + \sum_{l=1}^{k_n} J_l^* \delta_{W_l^*}, \quad (9)$$

where $\mu'_{\Delta_{1,h}}$ is a CRM on \mathbb{W} with Lévy intensity measure $\rho_n(s, \Delta_{1,h}) ds \theta B_0(dx)$, where ρ_n is as in (5), and the J_l^* 's are independent random jumps, also independent of $\mu'_{\Delta_{1,h}}$, with density function

$$f_{J_l^*}(s) \propto \pi_A(s)^{m_l} \rho_{n-m_l}(s, \Delta_{1,h}) \prod_{i \in \mathcal{B}_l} \tilde{G}_{A'}(da_{i,l}; s) I_{(T_0, T_1)}(s); \quad (10)$$

ii) *the conditional distribution of Z_{n+1} , given $Z_{1:n}$ and $\Delta_{1,h}$, coincides with the distribution of*

$$Z_{n+1} | (\Delta_{1,h}, Z_{1:n}) \stackrel{d}{=} Z'_{n+1} + \sum_{l=1}^{k_n} A_{n+1,l} \delta_{W_l^*}, \quad (11)$$

where $Z'_{n+1} | \mu'_{\Delta_{1,h}} = \sum_{k \geq 1} A'_{n+1,k} \delta_{W'_k} \sim \text{TrP}(G_A, \mu'_{\Delta_{1,h}})$ is independent of the $A_{n+1,l}$'s, with the $A_{n+1,l}$'s being independent random variables such that $A_{n+1,l} | J_l^* \sim G_A(J_l^*)$, for any $l = 1, \dots, k_n$.

See Appendix A.3 for the proof of Theorem 2.4. The posterior distribution and the predictive distribution of a T-SP prior follows directly from (9) and (11), respectively, by integrating with respect to the conditional distribution of $\Delta_{1,h}$ given $Z_{1:n}$, whose density function is displayed in (8). In particular, this leads to a predictive distribution for which: i) the conditional probability of observing “new” traits W'_k 's, given $Z_{1:n}$, is determined by the law of $(\Delta_{1,h}, Z'_{n+1})$; ii) the conditional probability of observing an “old” trait W_l^* , given $Z_{1:n}$, is determined by the law of $(\Delta_{1,h}, A_{n+1,l})$. As the distribution of $(\Delta_{1,h}, Z'_{n+1})$ may include the whole information from $Z_{1:n}$,

depending on the specification of (ρ, h, T) , the conditional probability of observing “new” traits, given $Z_{1:n}$, may also include such an information, i.e.

$$\begin{aligned} & \Pr(Z_{n+1}(\mathbb{W} \setminus \{W_1^*, \dots, W_{k_n}^*\}) > 0 \mid Z_{1:n}) \\ &= \int \Pr(Z'_{n+1}(\mathbb{W}) > 0 \mid \mu'_{\Delta_{1,h}} = \eta) \mathcal{P}_{\mu'_{\Delta_{1,h}} \mid \Delta_{1,h}=\zeta}(d\eta) f_{\Delta_{1,h} \mid Z_{1:n}}(d\zeta). \end{aligned}$$

As a corollary of Theorem 2.4, the posterior distribution of the number of “new” traits in Z_{n+1} , given $Z_{1:n}$ and fixed prior’s parameters, is a mixture of Poisson distributions that includes an amount of information from $Z_{1:n}$ that is completely determined by the mixing distribution, namely the conditional distribution of $\Delta_{1,h}$, given $Z_{1:n}$. Thus, T-SP priors enrich the Poisson posterior structure arising from CRM priors, leading to a more flexible posterior distribution that allows to include more sampling information than the sole sample size n .

2.3 Examples

We specialize our posterior analysis of T-SP priors to some popular choices of the score distribution G_A : Bernoulli distribution, Poisson distribution, and negative-Binomial distribution. We focus on ST-SP priors, that is, we assume that μ is an α -Stable CRM (Kingman, 1975). For $\alpha \in (0, 1)$, this is a CRM with Lévy intensity $\nu(dx, dx) = \alpha x^{-1-\alpha} \theta B_0(dw)$, such that

$$f_{\Delta_1}(\zeta) = \theta \alpha \zeta^{-1-\alpha} \exp(-\theta \zeta^{-\alpha}) \mathbb{I}_{\mathbb{R}_+}(\zeta)$$

or equivalently, $\Delta_1^{-\alpha}$ is exponentially distributed with parameter θ . See, e.g., James et al. (2015). Moreover, we assume a function h that provides a polynomial tilting for $\Delta_{1,h}^{-\alpha}$, that is

$$h_c(\zeta^{-\alpha}) = \frac{\theta^{c-1}}{\Gamma(c)} \zeta^{-\alpha(c-1)},$$

which leads to $\Delta_{1,h}^{-\alpha} \sim \text{Gamma}(c, \theta)$. Under these assumptions, we show how Theorem 2.4 leads to a simple posterior distribution of $\Delta_{1,h}$, given $Z_{1:n}$, and hence a simple posterior distribution and predictive distribution for ST-SP priors. The proofs of all the results presented below are deferred to Appendix B, where we also show an example where G_A is a mixture of a continuous distribution with a point mass at zero, i.e., a spike and slab distribution.

2.3.1 Bernoulli distribution

The case where G_A is the Bernoulli distribution with parameter $s \in (0, 1)$ has been investigated in Camerlenghi et al. (2023). For completeness, we report the marginal, posterior, and predictive distributions for a ST-SP prior with T being the identity transform. Defining $\gamma_0^{(n)} = \alpha \sum_{i=1}^n B(1 - \alpha, i)$, where $B(\cdot, \cdot)$ is the Beta function, we have $\Delta_{1,h}^{-\alpha} \mid Z_{1:n} \sim \text{Gamma}(k + c + 1, \theta + \gamma_0^{(n)})$, so that the marginal distribution of $Z_{1:n}$ can be seen to be

$$\frac{\alpha^k \theta^{c+1}}{(\theta + \gamma_0^{(N)})^{k_n+c+1}} \frac{\Gamma(k+c+1)}{\Gamma(c+1)} \prod_{l=1}^{k_n} \frac{\Gamma(m_l - \alpha) \Gamma(n - m_l + 1)}{\Gamma(n - \alpha + 1)} B_0(dW_l^*).$$

Furthermore, the jumps J_l^* in (10) are independent and Beta distributed with parameter $(m_l - \alpha, n - m_l + 1)$, and the random measure $\mu'_{\Delta_{1,h}}$, conditionally to $\Delta_{1,h}$, is a CRM with Lévy intensity

$$\Delta_{1,h}^{-\alpha}(1-s)^n \alpha s^{-1-\alpha} ds \theta B_0(dx).$$

2.3.2 Poisson distribution

Now, we consider G_A to be a Poisson distribution with parameter rs , for fixed $r > 0$ and $s \in \mathbb{R}_+$. In particular, in this case we have $\pi_A(s) = 1 - e^{-rs}$ and $\tilde{G}_A(a) = e^{-rs}(rs)^a (a!(1 - e^{-rs}))^{-1}$. It is easy to check that $T(s) := -\log(1 - s)$ satisfies (4). Moreover,

$$\psi_k(\zeta) = \alpha \zeta^{-\alpha} I(r, k), \quad I(r, k) = \int_{\mathbb{R}_+} (1 - e^{-rsk})(1 - e^{-s})^{-1-\alpha} e^{-s} ds \quad (12)$$

Then, the posterior distribution of $\Delta_{1,h}$ in (8) simplifies to $\Delta_{1,h}^{-\alpha} | Z_{1:n} \sim \text{Gamma}(c + k_n, \theta[1 + \alpha I(r, n)])$. By marginalizing with respect to $\Delta_{1,h}$ in (7), we obtain the distribution of $Z_{1:n}$, i.e.,

$$\frac{\Gamma(c + k_n) \alpha^k \prod_{l=1}^{k_n} F(n, q_l, r, \alpha)}{\Gamma(c) \left(1 + \alpha I(r, n) \prod_{l=1}^{k_n} \prod_{i \in \mathcal{B}_l} a_{i,l}!\right)} \prod_{l=1}^{k_n} B_0(dW_l^*),$$

where $q_l := \sum_{i \in \mathcal{B}_l} a_{i,l}$ and

$$F(n, c, r, \alpha) = \int_{\mathbb{R}_+} e^{-rsn} e^{-s} (1 - e^{-s})^{-1-\alpha} (rs)^c ds.$$

It is also possible to marginalize with respect to $\Delta_{1,h}$ in the posterior distribution for the jumps J_l^* 's in (10), though the resulting density does not belong to a known parametric family.

From [James \(2017\)](#), the number of “new” traits U_n^1 displayed in Z_{n+1} is distributed as a negative-Binomial distribution. In particular, $Z_{n+1} | \Delta_{1,h}$ displays a Poisson number of “new” traits, $U_n^1 | \Delta_{1,h} \sim \text{Poi}(\theta \phi_{n+1}(\Delta_{1,h}))$, where $\phi_{n+1} = \psi_{n+1} - \psi_n$. In our case, $\phi_k(\zeta) = \alpha \zeta^{-\alpha} I(r, k)$, where

$$\tilde{I}(r, k) = \int_{\mathbb{R}_+} (1 - e^{-rs}) e^{-rs(k+1)} e^{-s} (1 - e^{-s})^{-1-\alpha} ds.$$

Since $\theta \phi_{n+1}(\Delta_{1,h}) | Z_{1:n}$ is Gamma distributed with parameters $c + k_n$ and $\beta := (1 + \alpha I(r, n)) / (\alpha \tilde{I}(r, n+1))$, then U_n^1 follows a negative-Binomial distribution with parameters $c + k_n$ and $p = \frac{\beta}{1+\beta} = \frac{1 + \alpha I(r, n)}{1 + \alpha I(r, n+1)}$. The distribution of the number of “new” traits U_n^m displayed in $m \geq 1$ additional samples $(Z_{n+1}, \dots, Z_{n+m})$ can be derived in an analogous way. From [James \(2017\)](#), given $Z_{1:n}$ and $\Delta_{1,h}$ each Z_{n+j} displays $K'_{n+j} \sim \text{Poi}(\theta \phi_{n+j}(\Delta_{1,h}))$ new features. The K'_{n+j} 's are conditionally independent given $\Delta_{1,h}$. Therefore, we can write

$$U_n^m = \sum_{j=1}^m K'_{n+j} | \Delta_{1,h} \sim \text{Poi} \left(\theta \sum_{j=1}^m \phi_{n+j}(\Delta_{1,h}) \right) \equiv \text{Poi} \left(\theta \alpha \Delta_{1,h}^{-\alpha} (I(r, n+m) - I(r, n)) \right),$$

Then, mixing the Poisson distribution with respect to $\Delta_{1,h}^{-\alpha} \sim \text{Gamma}(c + k_n, \theta[1 + \alpha I(r, n)])$ we obtain that U_n^m follows a negative binomial distribution with parameters $c + k_n$ and $p = \frac{1 + \alpha I(r, n)}{1 + \alpha I(r, n + m)}$.

2.3.3 Negative-Binomial distribution

Following [James \(2017\)](#), we consider G_A to be a negative-Binomial distribution. That is, we assume

$$G_A(a) = \binom{a + r - 1}{a} (1 - e^{-s})^a e^{-sr} \quad (13)$$

where $r > 0$ is fixed and $s \in \mathbb{R}_+$. In particular, we have $\pi_A(s) = 1 - e^{-sr}$ and $\tilde{G}_{A'}(a) = G_A(a)/\pi_A(s)$. That is, π_A coincides with the expression found for the Poisson example. Then, we proceed as in Section 2.3.2 and set $T(s) = -\log(1 - s)$, which yields the same expressions for $\rho_k(s, \zeta)$, $\psi_k(\zeta)$, $I(r, k)$. Specifically, this entails that the posterior distribution for $\Delta_{1,h}$ is the same found in Section 2.3.2 and also the distribution for the number of new traits U_n^m agrees with what was previously found. Instead, the marginal distribution of $Z_{1:n}$ equals

$$\frac{\Gamma(c + k_n) \alpha^{k_n} \prod_{l=1}^{k_n} B(rn + 1, q_l - \alpha)}{\Gamma(c) (1 + \alpha \sum_{i=1}^n I(r, i))^{c + k_n}} \prod_{l=1}^{k_n} \prod_{i \in B_l} \binom{a_{i,l} + r - 1}{a_{i,l}} B_0(dW_l^*), \quad (14)$$

where $q_l := \sum_{i \in B_l} a_{i,l}$.

3 Hierarchical T-SP priors and multi-group IBP

We extend our analysis to the more general setting of trait allocations with multiple groups or subpopulations. In particular, we assume that observations are modeled as a random sample $(Z_{1,1}, \dots, Z_{1,n_1}, \dots, Z_{j,i}, \dots, Z_{j,1}, \dots, Z_{g,n_g})$, with j being the index of population, such that

$$\begin{aligned} Z_{j,1}, \dots, Z_{j,n_j} \mid (\mu_1, \dots, \mu_g) &\stackrel{\text{iid}}{\sim} \text{TrP}(G_A, \mu_j) \\ (\mu_1, \dots, \mu_g) &\sim \mathcal{M}_g, \end{aligned} \quad (15)$$

for $j = 1, \dots, g$, where the μ_j 's are discrete random measures on \mathbb{W} . By means of de Finetti's representation theorem, the $Z_{j,i}$'s in (15) are partially exchangeable with directing (de Finetti) measure \mathcal{M}_g . In this context, [Masoero et al. \(2018\)](#) proposed a hierarchical CRM (hCRM) prior for (μ_1, \dots, μ_g) , by first letting $\mu_0 = \sum_{k \geq 1} J_{0,k} \delta_{W_k} \sim \text{CRM}(\theta, \rho_0, B_0)$ and then setting

$$\mu_j \mid \mu_0 = \sum_{k \geq 1} J_{j,k} \delta_{W_k}, \quad J_{j,k} \mid \mu_0 \stackrel{\text{iid}}{\sim} f_J(\cdot; J_{0,k}, r_j), \quad j = 1, \dots, g,$$

where f_J is a density function on \mathbb{R}_+ with parameters $(J_{0,k}, r_j)$. For short, we write $(\mu_1, \dots, \mu_g) \sim \text{hCRM}(f_J, \theta \rho_0, B_0)$. We refer to [Masoero et al. \(2018\)](#) for a BNP

analysis of hCRM priors in the context of trait allocations. In the next theorem, we recall the posterior distribution of hCRMs. Similarly to the non-hierarchical setting, we define the index set of the l -th trait as $\mathcal{B}_{j,l} = \{i \in \{1, \dots, n_j\} \text{ s.t. } Z_{j,i}(W_l^*) > 0\}$ and denote by $m_{j,l}$ its cardinality.

Theorem 3.1. *Let $(Z_{j,i}, j = 1, \dots, g, i = 1, \dots, n_j)$ be a random sample under (15), with $(\mu_1, \dots, \mu_g) \sim \text{hCRM}(f_J, \theta \rho_0, B_0)$, such that the sample displays k_n traits $\{W_1^*, \dots, W_{k_n}^*\}$ with frequencies $(m_{j,l}, j = 1, \dots, g, l = 1, \dots, k_n)$ and associated index sets $\{\mathcal{B}_{1,1}, \dots, \mathcal{B}_{g,k_n}\}$. Then, the conditional distribution of (μ_1, \dots, μ_g) , given $\{Z_{j,i}\}_{j,i}$, coincides with the distribution of*

$$\left(\mu'_1 + \sum_{l=1}^{k_n} J_{1,l}^* \delta_{W_l^*}, \dots, \mu'_g + \sum_{l=1}^{k_n} J_{g,l}^* \delta_{W_l^*} \right),$$

where

i) $(\mu'_1, \dots, \mu'_g) \sim \text{hCRM}(f'_J, \rho'_0, B_0)$ with

$$\rho'_0(s_0) = \prod_{j=1}^g \int_{\mathbb{R}_+} (1 - \pi_A(s_j))^{n_j} f_J(s_j; s_0, r_j) ds_j \rho_0(s_0)$$

and

$$f'_J(s; s_0, r_j) \propto (1 - \pi_A(s))^{n_j} f_J(s; s_0, r_j);$$

ii) the jumps $\{J_{j,l}^*\}$ are such that

$$J_{j,l}^* | J_{0,l}^* \stackrel{\text{ind}}{\sim} f_{J_{j,l}^*}(s) \propto (1 - \pi_A(s))^{n_j - m_{j,l}} \pi_A(s)^{m_{j,l}} \prod_{i \in \mathcal{B}_{j,l}} \tilde{G}_{A'}(da_{j,i,l} | s) f_J(s; J_{0,l}^*, r_j)$$

and

$$J_{0,l}^* \stackrel{\text{ind}}{\sim} f_{J_{0,l}^*}(s_0) \propto \prod_{j=1}^g \left[\int_{\mathbb{R}_+} g_{J_{j,l}^*}(s_j; s_0) ds_j \right] \rho_0(s_0).$$

Although not explicitly stated in Masoero et al. (2018), from Theorem 3.1 it follows that the conditional distribution of a new observation Z_{j,n_j+1} , given $\{Z_{j,i}\}_{j,i}$, coincides with the distribution of

$$Z'_{j,n_j+1} + \sum_{l=1}^k A_{j,n_j+1,l} \delta_{W_l^*}, \quad (16)$$

where $Z'_{j,n_j+1} | \mu_j \sim \text{TrP}(G_A; \mu'_j)$ and the $A_{j,n_j+1,l} | J_{j,l}^* \stackrel{\text{ind}}{\sim} G_A(\cdot; J_{j,l}^*)$. According to (16), since B_0 is a non-atomic distribution, the probability of observing new traits is completely determined by the distribution of Z'_{j,n_j+1} . Such a distribution can be seen to depend on the observed sample only through the cardinalities (n_1, \dots, n_g) regardless of the choice of ρ_0 and f_J .

In a recent work, [James et al. \(2021\)](#) proposed an alternative class of nonparametric priors for (μ_1, \dots, μ_g) , still based on a hierarchical construction from CRMs. They assume that

$$\begin{aligned} \mu_1, \dots, \mu_g \mid \mu_0 &\stackrel{\text{iid}}{\sim} \text{CRM}(\theta_j, \rho_j, \mu_0) \\ \mu_0 &\sim \text{CRM}(\theta, \rho_0, B_0) \end{aligned} \quad (17)$$

for $j = 1, \dots, g$. This entails that $\mu_j = \sum_{k \geq 1} J_{j,k} \delta_{\omega_{j,k}}$ and $Z_{j,i} = \sum_{k \geq 1} A_{j,i,k} \delta_{\omega_{j,k}}$ where $\omega_{j,k} \mid \mu_0$ are i.i.d. from $\mu_0 / \mu_0(\mathbb{W})$ and $A_{j,i,k} \mid \mu_j \stackrel{\text{iid}}{\sim} G_A(J_{j,k})$, $j = 1, \dots, g$. Furthermore, by expanding μ_0 as $\mu_0 = \sum_{k \geq 1} J_{0,k} \delta_{W_k}$, and then grouping all atoms that are equal, we can write

$$\mu_j \stackrel{\text{d}}{=} \sum_{k \geq 1} \left[\sum_{l \geq 1} \tilde{J}_{j,k,l} \right] \delta_{W_k}, \quad Z_{j,i} \stackrel{\text{d}}{=} \sum_{k \geq 1} \left[\sum_{l \geq 1} \tilde{A}_{j,i,k,l} \right] \delta_{W_k}, \quad (18)$$

where, by the properties of CRMs, $(\tilde{J}_{j,k,l})_{l \geq 1}$ are, conditionally to μ_0 , the jumps of a CRM with Lévy intensity $J_{0,k} \rho_j(s) ds$ and $\tilde{A}_{j,i,k,l} \mid \tilde{J}_{j,k,l} \stackrel{\text{iid}}{\sim} G_A(\cdot; \tilde{J}_{j,k,l})$. Posterior inferences under (17) are not trivial, since evaluating the distribution of the $Z_{j,i}$'s requires the probability mass function of an infinite convolution of random variables distributed as G_A with different parameters, which is in general non available. Both the marginal distribution and posterior distribution involve complex combinatorial objects whose evaluation is rather complex. Similarly to the case of the hierarchical DP prior ([Teh, 2006](#)), posterior inferences can be carried out by introducing auxiliary parameters that help with Markov chain Monte Carlo sampling.

3.1 Hierarchical T-SP priors

To avoid the combinatorial hurdles arising from the hierarchical formulation of [James et al. \(2021\)](#), i.e. from (18), here we consider the hierarchical formulation of [Masoero et al. \(2018\)](#) to define the class of hierarchical T-SP (hT-SP) priors. The construction follows closely that of T-SPs.

Definition 3.2. *Let $\mu_0 = \sum_{k \geq 1} \tilde{\tau}_{0,k} \delta_{W_k} \sim \text{T-SP}(\theta, \rho_0, h, T, B_0)$. Then a hT-SP is the vector of discrete random measures (μ_1, \dots, μ_g) such that, conditionally to μ_0 , the μ_j 's are independent and*

$$\mu_j = \sum_{k \geq 1} \tau_{j,k} \delta_{W_k}$$

where $\tau_{j,k} \mid \mu_0 \stackrel{\text{iid}}{\sim} f_\tau(\cdot; \tau_{0,k}, r_j)$, for some density function f_τ on \mathbb{R}_+ . We write $(\mu_1, \dots, \mu_g) \sim \text{hT-SP}(f_\tau, \theta, \rho_0, h, T, B_0)$.

Consider μ_0 introduced in Definition 3.2. From the definition T-SP priors in Section 2, we have that, conditionally on $\Delta_{1,h}$, μ_0 is a CRM with Lévy intensity $\theta \rho_0(s_0 \mid \Delta_{1,h}) ds_0 B_0(dx)$, where

$$\rho_0(s_0 \mid \Delta_{1,h}) = \frac{\rho_0(\Delta_{1,h} T^{-1}(s_0))}{T'(T^{-1})(s_0)} \Delta_{1,h} \mathbf{I}_{(T_0, T_1)}(s_0). \quad (19)$$

See Lemma A.1 in Appendix A for the proof of (19). Accordingly, $(\mu_1, \dots, \mu_g) | \Delta_{1,h} \sim \text{hCRM}(f_\tau, \theta \rho_0(s_0 | \Delta_{1,h}), B_0)$. For ease of notation, define $\eta_k(s; s_0, r) = (1 - \pi_A(s))^k f_\tau(s | s_0, r)$ and $\gamma_k(s_0, r) = \int_{\mathbb{R}_+} \eta_k(s; s_0, r) ds$. The next theorem, which follows from [Masoero et al. \(2018\)](#), characterizes the posterior and marginal distribution of $(\mu_1, \dots, \mu_g) \sim \text{hT-SP}(f_\tau, \theta, \rho_0, h, T, B_0)$.

Theorem 3.3. *Let $(Z_{j,i}, j = 1, \dots, g, i = 1, \dots, n_j)$ be a random sample under (15), with $(\mu_1, \dots, \mu_g) \sim \text{hT-SP}(f_\tau, \theta, \rho_0, h, T, B_0)$, such that the sample displays k_n traits $\{W_1^*, \dots, W_{k_n}^*\}$ with frequencies $(m_{j,l}, j = 1, \dots, g, l = 1, \dots, k_n)$ and associated index sets $\{\mathcal{B}_{1,1}, \dots, \mathcal{B}_{g,k_n}\}$. Then, the conditional distribution of the $Z_{j,i}$'s given $\Delta_{1,h}$ is*

$$\begin{aligned} \Pi(\mathbf{m}, \mathbf{a} | \Delta_{1,h}) &= \theta^{k_n} \exp \left\{ -\theta \int_{\mathbb{R}_+} \left(1 - \prod_{j=1}^g \gamma_{n_j}(s_0, r_j) \right) \rho_0(s | \Delta_{1,h}) ds_0 \right\} \\ &\quad \times \prod_{l=1}^{k_n} \left[\int_{T_0}^{T_1} \prod_{j=1}^g \int \pi_A(s_j)^{m_{j,l}} \eta_{n_j - m_{j,l}}(s_j; s_0, r_j) \right. \\ &\quad \left. \times \prod_{i \in \mathcal{B}_{j,l}} \tilde{G}_{A'}(da_{j,i,l}; s_j) ds_j \rho_0(s_0 | \Delta_{1,h}) ds_0 \right] B_0(dW_l^*). \end{aligned}$$

The conditional distribution of (μ_1, \dots, μ_g) and μ_0 given $(Z_{j,i})_{j,i}$ and $\Delta_{1,h}$ is as in Theorem 3.1 where $\rho_0(s_0)$ is replaced by $\rho_0(s_0 | \Delta_{1,h})$ as in (19). Moreover, the conditional distribution of $\Delta_{1,h}$ given $(Z_{j,i})_{j,i}$ has density function

$$f_{\Delta_{1,h}}(\zeta) \propto \Pi(\mathbf{m}, \mathbf{a} | \zeta) f_{\Delta_{1,h}}(\zeta).$$

The predictive distribution of $Z_{j,n_{j+1}}$, given the sample, follows by first conditioning on $\Delta_{1,h}$, therefore obtaining (16), and then by marginalizing with respect to the posterior distribution of $\Delta_{1,h}$. See Section 2 for details. Such a construction leads to a more flexible predictive structure than the hCRM priors of [Masoero et al. \(2018\)](#), since the posterior distribution of the number of “new” traits may depend on the whole sampling information, in analogy to the predictive structure of T-SP prior. We defer to future research the problem of investigating such a novel predictive structure. In particular, we refer to the problem of finding classes of ρ_0 and f_τ for which the posterior distribution of the number of “new” traits does not include the whole sampling information, but only the n_j 's and the number of distinct traits in each group, similar to what we presented in Section 2 for T-SP priors.

4 Numerical illustrations

We focus here on the negative-Binomial trait process with ST-SP prior discussed in Section 2.3.3, henceforth called NB-ST-SP. In Section 4.1 we focus on the prediction of newly displayed traits, and compare the NB-ST-SP with a trait process with negative-Binomial score distribution and Gamma process prior (NB-Ga), i.e., $\mu \sim \text{CRM}(\theta, s^{-1}e^{-s}, B_0)$, and with the stable-Beta SP (SB-SP) in [Camerlenghi et al.](#)

(2023) also discussed in Section 2.3.1. In Section 4.2 we propose a “naive-Bayes” nonparametric model for text classification and compare the use of NB-ST-SP with NB-Ga. In both cases, we adopt an empirical Bayesian approach and estimate the hyperparameters in the prior distributions by maximizing the (log) marginal likelihood of the data. To optimize with respect to the parameters, we use the BFGS algorithm in the Python package `jax`.

4.1 Simulated data

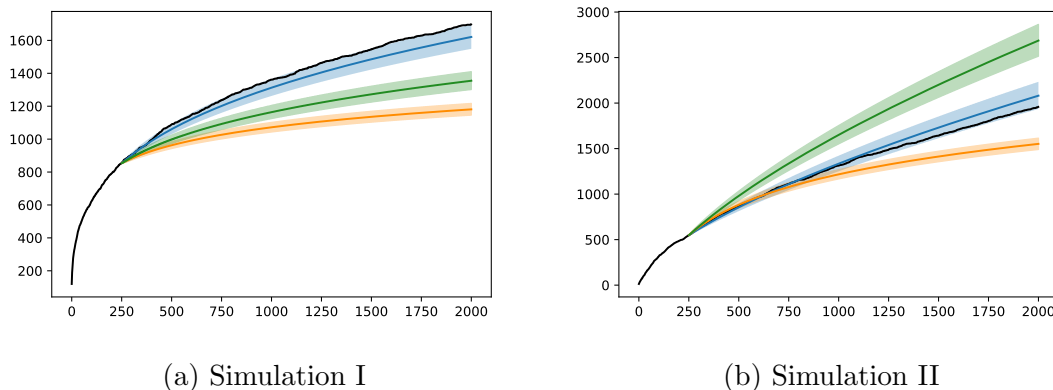


Figure 1: Number of displayed traits (black line) and predicted number of traits under NB-ST-SP (blue line), NB-Ga (orange line), and SB-SP (green line), with 95% pointwise credible bands (shaded regions).

We consider two different data-generating processes. In simulation (I), we simulate data from the NB-ST-SP having fixed $r = 10$, $c = 60$, and $\alpha = 0.3$, using the generative scheme reported in Appendix C.1. In simulation (II) we consider a sequence $(q_k)_{k \geq 1}$ from the Zipf distribution, i.e. $q_k = (1 + k)^{-\xi}$, $\xi = 1.5$, and simulate $A_{i,k} | q_k$ i.i.d. from a negative binomial distribution with parameters $r = 10$ and $1 - q_k$.

We fit the datasets with the NB-ST-SP, NB-Ga, and SB-SP models. For the latter model, we preprocess the simulated data to be a binary matrix keeping only track of the presence-absence of traits in the observations. We keep the parameter $r = 10$ fixed and do not estimate it. In this case, the integral $I(r, k)$ in (12) can be expressed as a sum of Beta functions as shown in Appendix C.3. Estimation of r requires a numerical approximation to $I(r, k)$ which we discuss in Section 4.2.

For all simulations, we generate $N = 2000$ observations and use the first $n = 250$ to estimate the hyperparameters in the models. Then, we focus on the prediction of U_n^m , that is the number of new traits displayed in an additional sample of size $m = 1, \dots, 1750$. See Appendix C.2 for the marginal distribution of $Z_{1:n}$ and the distribution of U_n^m under the NB-Ga process. Figure 1 summarizes the posterior findings. In both settings, NB-ST-SP correctly estimates the distribution of U_n^m . In Simulation I, both NB-Ga and SB-SP underestimate the number of new traits, with SB-SP having greater predictive performance than NB-Ga. In Simulation II,

NB-Ga underestimates the number of new traits, while SB-SP overestimates it, with NB-Ga having a greater predictive performance than SB-SP.

4.2 Nonparametric “naive Bayes” text classification

Consider g corpora of documents $Z_{j,i}, \dots, Z_{j,n_j}$. For instance, $g = 3$ and the $Z_{j,i}$ ’s are movies reviews subdivided into “good”, “neutral”, and “bad”, the $Z_{j,i}$ ’s are newspaper articles and which are subdivided by topic (e.g., foreign politics, technology, news stories, and so on). As common for text classification, we make the “bag of words” assumption, i.e., the order in which words appear in a document is irrelevant for the purpose of topic detection. Therefore, we can represent each document as a collection of words (i.e., traits) and counts of how many times each word appears in the document (i.e., levels of association). Introducing a corpus-specific random measure μ_j , we have that a suitable model under the bag of words assumption is

$$Z_{j,i} | \mu_j \stackrel{\text{iid}}{\sim} \text{TrP}(G_A, \mu_j), \quad i = 1, \dots, n_j.$$

The model is then completed by choosing a suitable distribution G_A and a prior for (μ_1, \dots, μ_g) discussed below. To classify a new document Z^* into one of the topics $1, \dots, g$ we follow [Zhou \(2016\)](#) and consider the following “naive Bayes” rule:

$$\Pr(Z^* \text{ belongs to } j\text{-th class}) \propto \Pr(Z^* | Z_{j,i}, \dots, Z_{j,n_j}), \quad j = 1, \dots, g$$

where the term on the right-hand side is the predictive distribution of Z^* given $Z_{j,i}, \dots, Z_{j,n_j}$. Normalizing this vector of size g gives the class assignment probabilities, while taking the argmax gives a point estimate for the classification of document Z^* .

We assume independence across different corpora, and model them separately via either the NB-ST-SP or NB-Ga processes. As in Section 4.1 we adopt an empirical Bayesian approach and estimate the hyperparameters by maximizing the (log) marginal likelihood of each corpus. For NB-ST-SP, this requires the computation of the integrals $I(r, k)$ that we approximate numerically using Gauss-Laguerre quadrature (see, e.g., [Hildebrand, 1987](#)) with weight function e^{-s} . Moreover, we can easily compute the predictive probabilities $\Pr(Z^* | Z_{j,i}, \dots, Z_{j,n_j})$ by considering the ratio of the marginal distribution of $(Z_{j,i}, \dots, Z_{j,n_j}, Z^*)$ and the marginal distribution of $(Z_{j,i}, \dots, Z_{j,n_j})$, as in (14). Note that a more principled approach would be to assume a joint distribution for (μ_1, \dots, μ_g) , for instance by considering the hTSP process discussed in Section 3. However, fitting this hierarchical model would require the use of Markov chain Monte Carlo algorithms with non-trivial updates.

We apply our Naive Bayes classifier to the 20-Newsgroup dataset, from which we select seven categories (i.e., classes) of documents for a total of 6,470 texts of which 3,884 used for training. We exclude stopwords as defined in the default list in the Python package `scikit-learn` as well as words appearing in less than 3 documents of the training set. The final vocabulary of the training set consists of 14,369 unique words. In particular, we note that, in the training set, the number of distinct words in each class ranges between 6,000 to 8,800. Moreover, the test set contains numerous words not present in the training set. Specifically, the number

of new words in in the j -th category (i.e., the number of words that are not present in the j -th class for the training set, but are present in the test set) ranges between 850 and 3,000. Hence, once a new document Z^* needs to be classified, it is likely that it will contain several words that have not appeared in $Z_{j,1}, \dots, Z_{j,n_j}$ for each $j = 1, \dots, g$. Therefore, we expect that the increased flexibility of our model yields a superior predictive performance on the test set.

Figures 2 and 3 shows the classification of documents of the training and test set unader NB-ST-SP and NB-Ga, respectively. The (i, j) -th entry of each matrix corresponds to the probability that the i -th document belongs to the j -th class. We compute a point prediction by taking the argmax over these probabilities. Using this rule, our classifier achieves 99% accuracy on the training set and 88% accuracy on the test set, while the one using the gamma process prior achieves almost a perfect accuracy on the training set but shows a poorer performance on the test set, where accuracy is around 83%.

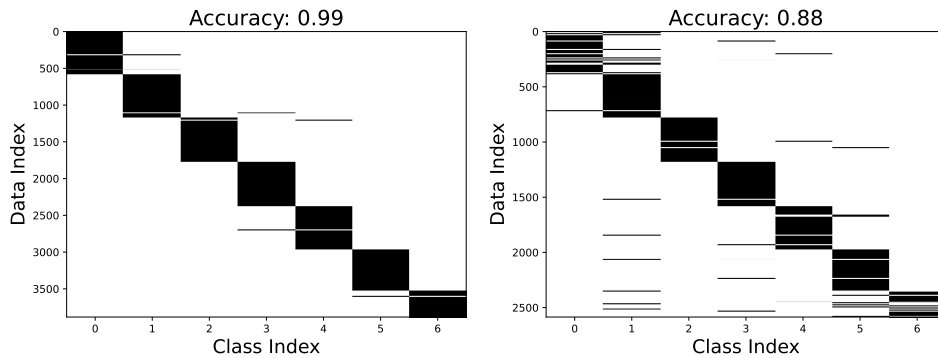


Figure 2: Class assignment probabilities for each document (one for each row) in the training (left) and test (right) set, for our model. Documents are sorted by their corpus, so that perfect classification corresponds to block-diagonal like matrices.

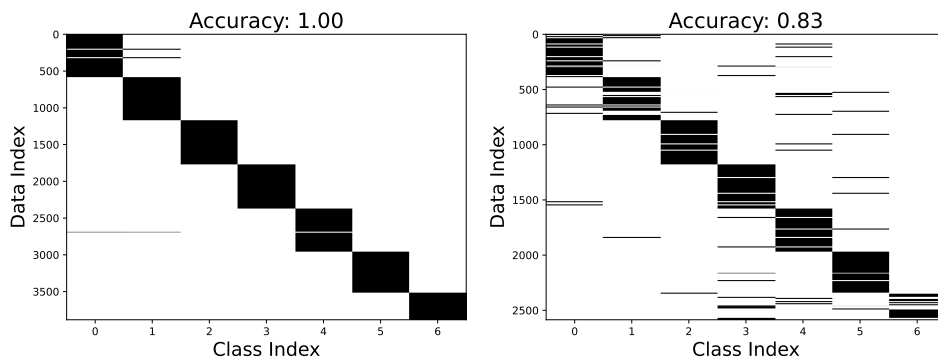


Figure 3: Class assignment probabilities for each document (one for each row) in the training (left) and test (right) set, for the gamma prior model. Documents are sorted by their corpus, so that perfect classification corresponds to block-diagonal like matrices.

5 Discussion

We introduced and investigated the class of T-SP priors for BNP analysis of trait allocations, showing that they are characterized by a richer predictive structure than CRM priors, while maintaining the same analytic tractability and ease of interpretation as CRM priors. Then, as an extension of T-SP priors to trait allocations with multiple groups of data or subpopulations, we presented the class of hierarchical T-SP priors, and developed their posterior analysis. The effectiveness of T-SP priors is showcased through an empirical analysis on synthetic and real data. In particular, in an extrapolation task for the number of newly displayed traits in an additional sample, we found that trait models based on T-SP priors outperform models based on CRMs. Moreover, we also show how trait models provide better predictive performance than feature allocation models, which disregard the levels of association and consider only the presence or absence of the traits. In a text classification task on a real dataset with more than six thousand documents and 14 thousand unique words, we show that modeling the word-document counts using TSPs results in a better predictive performance than assuming a CRM prior, hence demonstrating the practical need of models with more flexible predictive structure in real world data analysis problems.

SP priors was introduced in [James et al. \(2015\)](#) as a generalization of the Beta process prior for BNP analysis of feature allocations, and, most recently, they have been applied by [Camerlenghi et al. \(2023\)](#) in BNP inference for the unseen-feature problem, first showing their great potential in enriching the predictive structure of CRM priors. By introducing the class of T-SP priors, our work somehow completes the work of [James et al. \(2015\)](#), making available a comprehensive framework for BNP analysis of feature and trait allocations, which relies on a broad class of priors that enrich the predictive distribution of CRM priors, while maintaining analytical tractability and ease of interpretation. CRM priors, and in particular the Beta and the Gamma process priors, have been widely used in BNP analysis of feature and trait allocations, with a broad range of applications, e.g., network analysis, analysis of differential gene expression and high-throughput sequencing data, and topic modeling to cite a few. In all these contexts, we believe that T-SP priors may be more effective than CRM priors, as they allow to better exploit the sampling information in posterior inferences.

A Proofs of the main results

We start by a fundamental lemma that will serve as the base in the proofs of all our general results.

Lemma A.1. *Let $\mu \sim \text{T-SP}(\theta\rho B_0, h, T)$. Then, conditionally to $\Delta_{1,h}$, μ is a completely random measure with Lévy intensity*

$$\frac{\rho(\Delta_{1,h}T^{-1}(s))}{T'(T^{-1})(s)}\Delta_{1,h}I_{(T_0,T_1)}(s)ds\theta B_0(dx) \quad (20)$$

Proof. Consider the random measure μ_{Δ_1} defined as

$$\mu_{\Delta_1} = \sum_{k \geq 1} T \left(\frac{\Delta_{k+1}}{\Delta_1} \right) \delta_{w_{k+1}}$$

where $\Delta_1 > \Delta_2 > \dots$ are the ordered jump of a completely random measure and the w_k 's its support points. Recall that a T-SP is obtained by a change of measure of Δ_1 . Therefore, it suffices to show that μ_{Δ_1} given Δ_1 is a completely random measure with intensity

$$\frac{\rho(\Delta_1 T^{-1}(s))}{T'(T^{-1}(s))} \Delta_1 I_{(T_0, T_1)}(s) ds \theta B_0(dx).$$

As shown in [James et al. \(2015\)](#), $\Delta_2, \Delta_3, \dots$, conditionally to Δ_1 are the points of a Poisson process with intensity $\rho(s) I_{(0, \Delta_1)}(s)$. Consider now the Laplace transform of μ_{Δ_1} , for measurable $f : \mathbb{W} \rightarrow \mathbb{R}_+$

$$\begin{aligned} \mathbb{E} \left[e^{-\int_{\mathbb{W}} f(x) \mu_{\Delta_1}(dx)} \mid \Delta_1 \right] &= \mathbb{E} \left[\exp \left\{ - \sum_{k \geq 1} f(w_k) T \left(\frac{\Delta_{k+1}}{\Delta_1} \right) \right\} \mid \Delta_1 \right] \\ &= \exp \left\{ - \int_{\mathbb{W}} \int_{\mathbb{R}_+} (1 - e^{-f(w) T(s \Delta^{-1})}) \rho(s) I_{(0, \Delta_1)}(s) ds \theta B_0(dx) \right\} \end{aligned}$$

where the second equality follows from the representation of the Laplace transform for a marked Poisson point process with points $(\Delta_{k+1}, w_{k+1})_{k \geq 1}$. The change of variables $y = s \Delta^{-1}$ and $s = T(y)$ yields

$$\begin{aligned} \mathbb{E} \left[e^{-\int_{\mathbb{W}} f(x) \mu_{\Delta_1}(dx)} \mid \Delta_1 \right] &= \exp \left\{ - \int_{\mathbb{W}} \int_0^1 (1 - e^{-f(w) T(y)}) \rho(y \Delta_1) \Delta_1 dy \theta B_0(dx) \right\} \\ &= \exp \left\{ - \int_{\mathbb{W}} \int_{T_0}^{T_1} (1 - e^{-f(w) s}) \rho(T^{-1}(s) \Delta_1) \Delta_1 \frac{1}{T'(T^{-1}(s))} ds \theta B_0(dx) \right\} \end{aligned}$$

which concludes the proof. \square

A.1 Proof of (4)

To prove that this is a sufficient condition, we observe that the non-negativeness of the B_k 's entails that it is sufficient to ask that the expected value of their sum is finite. Hence,

$$\begin{aligned} \mathbb{E} \left[\sum_{k \geq 1} B_k \right] &= \mathbb{E}_{\Delta_{1,h}} \left[\mathbb{E} \left[\sum_{k \geq 1} \pi_A(\tilde{\rho}_k) \mid \Delta_{1,h} \right] \right] \\ &= \mathbb{E}_{\Delta_{1,h}} \left[\int_{\mathbb{W}} \int_{T_0}^{T_1} \pi_A(s) \frac{\rho(\Delta_{1,h} T^{-1}(s))}{T'(T^{-1}(s))} \Delta_{1,h} ds \theta B_0(dx) \right] \end{aligned}$$

where the second equality follows from Campbell's theorem and an application of Lemma A.1. Then the proof follows by integrating with respect to $B_0(dx)$.

A.2 Proof of Theorem 2.3

Conditionally to $\Delta_{1,h}$, the random measure μ is a CRM. Hence, by Proposition 3.1 in James (2017) the distribution of $(Z_1, \dots, Z_n) \mid \Delta_{1,h}$ equals

$$\theta^{k_n} \exp \left\{ -\theta \sum_{i=1}^n \varphi_i(\Delta_{1,h}) \right\} \prod_{l=1}^{k_n} \int_{T_0}^{T_1} \rho_{n-m_l}(s, \Delta_{1,h}) \pi_A(s)^{m_l} \prod_{i \in B_l} \left[\tilde{G}_{A'}(\mathrm{d}a_{i,k}; s) \right] \mathrm{d}s,$$

where, by virtue of Lemma A.1

$$\varphi_k(\zeta) = \int_{T_0}^{T_1} \pi_A(s) \rho_{k-1}(s, \zeta) \mathrm{d}s, \quad \rho_k(s, \zeta) = (1 - \pi_A(s))^k \frac{\zeta \rho(\zeta T^{-1}(s))}{T'(T^{-1}(s))} I_{(T_0, T_1)}(s).$$

Then consider the summation of the φ_i 's. An application of Fubini's theorem yields

$$\begin{aligned} \sum_{i=1}^n \varphi_i(\Delta_{1,h}) &= \int_{T_0}^{T_1} \pi_A(s) \sum_{i=1}^n (1 - \pi_A(s))^{i-1} \frac{\zeta \rho(\zeta T^{-1}(s))}{T'(T^{-1}(s))} \\ &= \int_{T_0}^{T_1} \pi_A(s) \frac{1 - (1 - \pi_A(s))^n}{1 - (1 - \pi_A(s))} \frac{\zeta \rho(\zeta T^{-1}(s))}{T'(T^{-1}(s))} \mathrm{d}s = \psi_n(\zeta). \end{aligned}$$

A.3 Proof of Theorem 2.4

The posterior of $\Delta_{1,h}$ follows by noticing that the marginal distribution of $Z_{1:n}$ is

$$\int_0^\infty e^{-\theta \psi_n(\zeta)} \prod_{l=1}^k \int_{T_0}^{T_1} \rho_{n-m_l}(s, \zeta) \pi_A(s)^{m_l} \prod_{i \in B_l} \left[\tilde{G}_{A'}(\mathrm{d}a_{i,k} \mid s) \right] \mathrm{d}s \theta^k f_{\Delta_{1,h}}(\zeta) \mathrm{d}\zeta.$$

An application of Bayes' theorem yields (8).

The posterior distribution of μ follows by first conditioning to $\Delta_{1,h}$, and applying Theorem 2.1 to get the distribution of $\mu \mid Z_1, \dots, Z_n, \Delta_{1,h}$, and then marginalizing with respect to (8). The same strategy can be used to derive the predictive distribution of Z_{n+1} .

B Details about the examples

B.1 Calculations for the Poisson case

To obtain the distribution of $\Delta_{1,h}^{-\alpha}$ given Z_1, \dots, Z_n , from the definition of $F(n, q, r, \alpha)$ and (8) we get

$$\begin{aligned} f_{\Delta_{1,h}^{-\alpha} \mid Z}(\zeta) &\propto \frac{(\alpha \theta \zeta^{-\alpha})^k}{\prod_{l=1}^k \prod_{i \in B_l} a_{i,l}!} \exp \left\{ -\theta \alpha \zeta^{-\alpha} I(r, n) \right\} \\ &\quad \times \prod_{l=1}^k F(n, q_l, r \alpha) \theta^c \Gamma(c) (\zeta^{-\alpha})^{c-1} e^{-\theta \zeta^{-\alpha}} \mathrm{d}\zeta^{-\alpha} \end{aligned}$$

where we recognize the kernel of a Gamma distribution with parameters $c + k_n$ and $\theta(1 + \alpha I(r, n))$.

As far as the marginal distribution of $Z_{1:n}$ is concerned, from Theorem 2.3, conditionally to $\Delta_{1,h} = \zeta$, the marginal distribution of $Z_{1:n}$ equals

$$\theta^k \exp \{ -\theta \alpha \zeta^{-\alpha} I(r, n) \} \\ \times \prod_{l=1}^k \int_{\mathbb{R}_+} e^{-rs(n-m_l)} (1 - e^{-rs})^{m_l} e^{-s} \alpha \zeta^{-\alpha} (1 - e^{-s})^{-1-\alpha} \prod_{i \in B_l} \frac{e^{-rs} r s^{a_{il}}}{a_{il}! (1 - e^{-rs})}$$

Letting $q_l := \sum_{i \in B_l} a_{i,l}$ and recalling the definition of $F(n, q_l, r, \alpha)$ we get that the expression above reduces to

$$\frac{(\alpha \theta \zeta^{-\alpha})^k}{\prod_{l=1}^k \prod_{i \in B_l} a_{i,l}!} \exp \{ -\theta \alpha \zeta^{-\alpha} I(r, n) \} \prod_{l=1}^k F(n, q_l, r, \alpha).$$

Integrating with respect to $\Delta_{1,h}^{-\alpha} \sim \text{Gamma}(c, \theta)$ leads to the marginal of Z_1, \dots, Z_n being equal to

$$\int_{\mathbb{R}_+} \frac{(\alpha \theta \zeta^{-\alpha})^k}{\prod_{l=1}^k \prod_{i \in B_l} a_{i,l}!} \exp \{ -\theta \alpha \zeta^{-\alpha} I(r, n) \} \prod_{l=1}^k F(n, q_l, r, \alpha) \frac{\theta^c}{\Gamma(c)} (\zeta^{-\alpha})^{c-1} e^{-\theta \zeta^{-\alpha}} d\zeta^{-\alpha} \\ = \frac{(\alpha \theta)^k \theta^c \prod_{l=1}^k F(n, q_l, r, \alpha)}{\Gamma(c) \prod_{l=1}^k \prod_{i \in B_l} a_{i,l}!} \int (\zeta^{-\alpha})^{k+c-1} \exp \{ -\theta \alpha \zeta^{-\alpha} I(r, n) + \theta \} d\zeta^{-\alpha}$$

and the result follows by recognizing the kernel of a $\text{Gamma}(k+c, \theta(1 + \alpha \sum I(r, i)))$ in the integral.

B.2 Calculations for the Negative Binomial case

We proceed along the same lines of Appendix B.1, substituting $\tilde{G}_{A'} = \binom{a+r-1}{a} (1 - e^{-s})^a e^{-sr} (1 - e^{-sr})^{-1}$. Then conditionally to $\Delta_{1,h} = \zeta$ one obtains that the marginal distribution of the sample is

$$(\alpha \theta \zeta^{-\alpha})^k \prod_{l=1}^k \prod_{i \in B_l} \binom{a_{i,l} + r - 1}{a_{i,l}} \exp \{ -\theta \alpha \zeta^{-\alpha} I(r, n) \} \times \\ \times \prod_{l=1}^k \int_{\mathbb{R}_+} (1 - e^{-s})^{-1-\alpha+q_l} e^{-srn} e^{-s} ds$$

where the integrals can be evaluated using the change of variable $y = e^{-s}$, leading to

$$\int_{\mathbb{R}_+} (1 - e^{-s})^{-1-\alpha+q_l} e^{-srn} e^{-s} ds = \text{Beta}(rn - 1, -\alpha + q_l).$$

Finally, integrating with respect to $\Delta_{1,h}^{-\alpha} \sim \text{Gamma}(c, \theta)$ yields the marginal distribution.

The conditional distribution of $\Delta_{1,h}^{-\alpha}$ follows exactly as in Appendix B.1. Consider now the density of J_l^* (10). Standard computations lead to

$$f_{J_l^*}(s) = \frac{1}{B(rn-1, q_l-\alpha)} (1-e^{-s})^{q_l-\alpha-1} e^{-srn} e^{-s},$$

we note in particular that this density does not depend on $\Delta_{1,h}$. This leads to the predictive distribution for $A_{n+1,l}$, $l = 1, \dots, k_n$, that is supported on $\{0, 1, 2, \dots\}$ such that

$$\Pr(A_{n+1,l} = k | Z_1, \dots, Z_n) = \binom{k+r-1}{k} \frac{B(r(n+1)-1, q_l+k-\alpha)}{B(rn-1, q_l-\alpha)} \quad (21)$$

which does not belong to a known parametric family.

B.3 Gaussian Spike-and-Slab case

The examples in Section 2 were based on G_A being a p.m.f. over $\{0, 1, \dots\}$. Now, we consider an alternative construction where we specify directly π_A and $\tilde{G}_{A'}$ directly as a Gaussian spike and slab as in Section 4.4 of James (2017). That is

$$\pi_A(s) = 1 - e^{-s}, \quad \tilde{G}_{A'}(y; s, \eta_k) = \frac{\sqrt{s}}{\sqrt{2\pi}} e^{-\frac{s}{2}(y-\eta_k)^2}$$

where the atom-specific parameters η_k are assumed fixed. A priori, we assume $\mu \sim \text{T-SP}(\alpha s^{-1-\alpha} B_0(dx), h_c, -\log(1-s))$ as in the Poisson case.

Since $\pi_A(s)$ is identical to the expression in the Poisson case with $r = 1$, we have that ρ_k and ϕ_k have the same expression here. Hence, conditionally to $\Delta_{1,h} = \zeta$, the marginal distribution of Z_1, \dots, Z_n equals

$$\begin{aligned} & e^{-\theta\alpha\zeta^{-\alpha}I(1,n)} \prod_{l=1}^k \int_{\mathbb{R}_+} \theta\alpha\zeta^{-\alpha} e^{-s(n-m_l)} (1-e^{-s})^{m_l} e^{-s} (1-e^{-s})^{-1-\alpha} \prod_{i \in \mathcal{B}_l} \frac{\sqrt{s}}{\sqrt{2\pi}} e^{-\frac{s}{2}(y_{i,l}-\eta_l)^2} ds \\ &= e^{-\theta\alpha\zeta^{-\alpha}I(1,n)} \theta^k \alpha^k (\zeta^{-\alpha})^k \prod_{l=1}^k (2\pi)^{m_l/2} \\ & \quad \int_{\mathbb{R}_+} e^{-s(n-m_l)} e^{-s} (1-e^{-s})^{-1-\alpha+m_l} s^{m_l/2} e^{-\frac{s}{2} \sum_{i \in \mathcal{B}_l} (y_{i,l}-\eta_l)^2} ds \end{aligned}$$

where the above integral does not possess an analytic expression. Let

$$G(n, \mathcal{A}_l, \eta_l, \alpha) = (2\pi)^{m_l/2} \int_{\mathbb{R}_+} e^{-s(n-m_l)} e^{-s} (1-e^{-s})^{-1-\alpha+m_l} s^{m_l/2} e^{-\frac{s}{2} \sum_{y \in \mathcal{A}_l} (y-\eta_l)^2} ds$$

(note that $|\mathcal{A}_l| = m_l$). Then we have that the marginal distribution of Z_1, \dots, Z_n conditionally to $\Delta_{1,h} = \zeta$ equals

$$e^{-\theta\alpha\zeta^{-\alpha}I(1,i)} \theta^k \alpha^k (\zeta^{-\alpha})^k \prod_{l=1}^k G(n, \mathcal{A}_l, \eta_l, \alpha).$$

Integrating with respect to $\Delta_{1,h}^{-\alpha} \sim \text{Gamma}(c, \theta)$ leads to the following expression for the marginal distribution

$$\frac{\Gamma(k+c)}{\Gamma(c)} \frac{\alpha^k \prod_{l=1}^k G(n, \mathcal{A}_l, \eta_l, \alpha)}{(1+\alpha I(1,i))^{c+k}}.$$

C Further details on the simulations

C.1 Indian Buffet Process for the negative-Binomial trait process

We describe here a generative process to simulate from the negative-Binomial process discussed in Section 2.3.3. This is based on the predictive distribution in (11) and the discussion in Section 2.3.3. In particular, we recall that a new customer displays a number of new traits that is negative-binomial distributed, and assigns to the previously observed trait values from (21). What is left to discuss is the distribution of the association level to the new traits that the new customer displays.

Consider first customer number 1. From Proposition 3.3 in James (2017), conditionally to $\Delta_{1,h}$, the $A_{1,k}$'s such that $A_{1,k} > 0$ (note that there are K_1 of these, such that $K_1 | \Delta_{1,h}$ is Poisson distributed with parameter $\psi_1(\Delta_{1,h})$) are independent and identically distributed such that

$$\begin{aligned} A_{1,k} | \Delta_{1,h}, H_{1,k} = s &\sim \tilde{G}_{A'}(s) \\ H_{1,k} | \Delta_{1,h} &\sim f_{H|\Delta_{1,h}}(s) \propto \pi_A(s) \rho_0(s, \Delta_{1,h}) \end{aligned}$$

where

$$\rho_0(s, \zeta) = \frac{\zeta \rho(\zeta T^{-1}(s))}{T'(T^{-1}(s))} I_{(T_0, T_1)}(s).$$

Marginalizing with respect to $\Delta_{1,h}$ we have that K_1 is negative binomial distributed with parameters c and $(1 + \alpha I(r, 0))/(1 + \alpha I(r, 1))$. Moreover, the $H_{1,k}$ are independent with marginal density

$$f_H(s) \propto (1 - e^{-rs})(1 - e^{-s})^{-1-\alpha} e^{-s}$$

After n customer have entered, having chosen k_n dishes with scores \mathcal{A}_l , $l = 1, \dots, k_n$ and associated index sets \mathcal{B}_l , customer $n + 1$ assigns to each of the dishes previously served a score $A_{n+1,l} | J_l^* \sim G_A(\cdot | J_l^*)$. Marginalizing with respect to J_l^* , the marginal distribution of $A_{n+1,l}$ is (21), $l = 1, \dots, k_n$. Then, she chooses K_{n+1} new dishes such that K_{n+1} is negative binomial distributed with parameters $c + k_n$ and $(1 + \alpha I(r, n))/(\alpha \tilde{I}(r, n + 1))$, and assigns to these a score $A'_{n+1,h}$ $h = 1, \dots, K_{n+1}$ such that

$$\begin{aligned} A'_{n+1,k} | \Delta_{1,h}, H_{1,k} = s &\sim \tilde{G}_{A'}(s) \\ H_{n+1,k} | \Delta_{1,h} &\sim f_{H|\Delta_{1,h}}(s) \propto \pi_A(s) \rho_n(s, \Delta_{1,h}) \end{aligned}$$

Marginalizing with respect to $\Delta_{1,h}$, we get that the $H_{n+1,k}$'s are independent with marginal density

$$f_{H_{n+1}}(s) \propto (1 - e^{-rs})(1 - e^{-s})^{-1-\alpha} e^{-s(rn+1)}.$$

The density of the $H_{n+1,k}$'s does not belong to a known parametric family, but can be sampled using rejection sampling, using an exponential distribution with parameter 1 as envelope. Similarly, sampling $A'_{n+1,k} \sim \tilde{G}_{A'}(s)$ is performed via rejection sampling using the negative binomial with parameter s as envelope. Instead, to sample from (21) we found it more convenient to evaluate this density on a grid $\{0, 1, \dots, M\}$ and sample from a discrete distribution on the grid. This introduces a small error which is negligible as long as M is large.

C.2 The negative-Binomial IBP with Gamma process prior

From James (2017), we have that the marginal distribution of the sample is

$$e^{-\theta \sum_{i=1}^m \varphi_i} \theta^k \prod_{l=1}^k \int_0^\infty (1 - \pi_A(s))^{n-m_l} \pi_A(s)^{m_l} \prod_{i \in \mathcal{B}_l} \tilde{G}_{A'}(da_{i,k} | s) \rho(s) ds B_0(dw_k^*)$$

In the case of G_A as in (13), we have $\pi_A(s) = (1 - e^{-sr})$ and

$$\varphi_i = \int_{\mathbb{R}_+} (1 - e^{-sr}) e^{-sri} e^{-s} s^{-1} ds = \log \left(\frac{1 + r + ir}{1 + ir} \right)$$

Leading to the following expression for the marginal

$$\theta^k \prod_{i=1}^m \left(\frac{1 + r + ir}{1 + ir} \right)^{-\theta} \prod_{l=1}^k \left[\prod_{i \in \mathcal{B}_l} \binom{a_{i,l} + r - 1}{a_{i,l}} \right] \int_{\mathbb{R}_+} e^{-srn} e^{-s} (1 - e^{-s})^{q_l} s^{-1} ds B_0(dw_k^*)$$

Moreover, the number of new traits U_n^m displayed in an additional sample of size m is Poisson distributed with parameter

$$\theta \sum_{j=1}^m \varphi_{n+j} = \theta \log \left(\frac{1 + (n + m)r}{1 + nr} \right)$$

C.3 A close form expression for $I(r, k)$ when r is integer

When r is a positive integer, $I(r, k)$ can be expressed as

$$\begin{aligned} I(r, k) &= \int_{\mathbb{R}_+} (1 - e^{-rks})(1 - e^{-s})^{-1-\alpha} e^{-s} ds \\ &= \int_0^1 (1 - (1 - y)^{rk}) y^{-1-\alpha} dy \\ &= \int_0^1 \sum_{i=0}^{rk-1} (1 - y)^i y^{-1-\alpha} dy \\ &= \sum_{i=1}^{rk} \int_0^1 (1 - y)^{i-1} y^{-\alpha+1-1} dy = \sum_{i=1}^{rk} B(1 - \alpha, i). \end{aligned}$$

The second equality follows from the change of variable $y = 1 - e^{-s}$, and the second by writing $(1 - (1 - y)^{rk})$ as the partial sum of a geometric series.

Acknowledgement

Mario Beraha and Stefano Favaro received funding from the European Research Council (ERC) under the European Union's Horizon 2020 research and innovation programme under grant agreement No 817257. Stefano Favaro gratefully acknowledge the financial support from the Italian Ministry of Education, University and Research (MIUR), "Dipartimenti di Eccellenza" grant 2018-2022.

References

- ALDOUS, D. (1985). *Exchangeability and related topics* Ecole d'Été de Probabilités de Saint-Flour XIII. Lecture notes in mathematics, Springer - Heidelberg.
- AYED, F. AND CARON, F. (2021). Nonnegative Bayesian nonparametric factor models with completely random measures for community detection. *Statistics and Computing* **31**, 1–24.
- BRODERICK, T., MACKEY, L., PAISLEY, J., AND JORDAN, M.I. (2015). Combinatorial clustering and the beta negative binomial process. *IEEE transactions on pattern analysis and machine intelligence* **37**, 290–306.
- BRODERICK, T., PITMAN, J., AND JORDAN, M.I. (2013). Clusters and features from combinatorial stochastic processes. *Statistical Science* **28**, 289–312.
- BRODERICK, T., PITMAN, J., AND JORDAN, M.I. (2013). Feature allocations, probability functions, and paintboxes. *Bayesian Analysis* **8**, 801–836.
- BRODERICK, T., WILSON, A.C, AND JORDAN, M.I. (2018). Posteriors, conjugacy, and exponential families for completely random measures. *Bernoulli* **24**, 3181–3221.
- CAMERLENGHI, F., FAVARO, S., MASOERO, L. AND BRODERICK, T. (2023). Scaled process priors for Bayesian nonparametric estimation of the unseen genetic variation. *Journal of the American Statistical Association*, to appear.
- CAMPBELL, T., CAI, D. AND BRODERICK, T. (2018). Exchangeable trait allocations. *Electronic Journal of Statistics* **12**, 2290–2322.
- FAVARO, S., LIJOI, A., MENA, R.H. AND PRÜNSTER, I. (2009). Bayesian nonparametric inference for species variety with a two parameter Poisson-Dirichlet process prior. *Journal of the Royal Statistical Society Series B* **71**, 993–1008.
- FERGUSON, T.S. (1973). A Bayesian analysis of some nonparametric problems. *The Annals of Statistics* **1**, 209–230.
- GRIFFITHS, T.L. AND GHAHRAMANI, Z. (2005). Infinite latent feature models and the Indian buffet process. In *Advances in Neural Information Processing Systems*.
- GRIFFITHS, T.L. AND GHAHRAMANI, Z. (2011). The Indian buffet process: an introduction and review. *Journal of Machine Learning Research* **12**, 1185–1224.
- HEAUKULANI, C., AND ROY, D.M (2016). The combinatorial structure of beta negative binomial processes. *Bernoulli* **22**, 2301–2324.
- HILDEBRAND, B. F. (1984). Introduction to numerical analysis: 2nd edition. *Dover Publications, Inc., USA*.
- HEAUKULANI, C., AND ROY, D.M (2020). Gibbs-type Indian buffet processes. *Bayesian Analysis* **15**, 683–710.

- JAMES, L.F. (2017). Bayesian Poisson calculus for latent feature modeling via generalized Indian buffet process priors *The Annals of Statistics* **45**, 2016–2045.
- JAMES, L.F., LEE, J. AND PANDEY, A. (2021). Posterior distributions for hierarchical spike and slab Indian buffet processes. *Preprint arXiv:2103.11407 [math.ST]*
- JAMES, L.F., ORBANZ, P. AND TEH, Y.W. (2015). Scaled subordinators and generalizations of the Indian buffet process. *Preprint arXiv:1510.07309*.
- KINGMAN, J.F.C (1967). Completely random measures. *Pacific Journal of Mathematics* **21**, 59–78.
- KINGMAN, J.F.C (1975). Random discrete distributions. *Journal of the Royal Statistical Society Series B* **37**, 1–15.
- KINGMAN, J.F.C. (1993). *Poisson processes*. Oxford University Press, Oxford.
- LIJOI, A., MENA, R.H. AND PRÜNSTER, I. (2007). Bayesian nonparametric estimation of the probability of discovering new species. *Biometrika*, **94**, 769–786.
- MASOERO, L., CAMERLENGHI, F., FAVARO, S. AND BRODERICK, T. (2018). Posterior representations of hierarchical completely random measures in trait allocation models. In *Advances in Neural Information Processing Systems*.
- MASOERO, L., CAMERLENGHI, F., FAVARO, S. AND BRODERICK, T. (2022). More for less: predicting and maximizing genomic variant discovery via Bayesian nonparametric. *Biometrika* **109**, 17–32.
- PITMAN, J. (1995). Exchangeable and partially exchangeable random partitions. *Probability Theory Related Fields*, **102**, 145–158.
- PITMAN, J. (2003). Poisson-Kingman partitions. In *Science and Statistics: A Festschrift for Terry Speed*, Goldstein, D.R. Eds. Institute of Mathematical Statistics.
- PITMAN, J. AND YOR, M. (1997). The two parameter Poisson-Dirichlet distribution derived from a stable subordinator. *The Annals of Probability* **25**, 855–900.
- ROYCHOWDHURY, A. AND KULIS, B. (2015). Gamma processes, stick-breaking, and variational inference. In *International Conference on Artificial Intelligence and Statistics*.
- TEH, Y.W., JORDAN, M. I, BEAL, M. J., AND BLEI, D. M. (2006). Hierarchical Dirichlet Processes. *Journal of the American Statistical Association* **101**, 1566–1581.
- TEH, Y.W., AND GORUR, D. (2009). Indian buffet processes with power-law behavior. In *Advances in Neural Information Processing Systems*.
- TITSIAS, M. (2008). The infinite Gamma-Poisson feature model. In *Advances in Neural Information Processing Systems*.

- ZHOU, M. (2014). Beta-negative binomial process and exchangeable random partitions for mixed-membership modeling. In *Advances in Neural Information Processing Systems*.
- ZHOU, M., HANNAH, L., DUNSON, D., AND CARIN, L. (2012). Beta-negative binomial process and Poisson factor analysis. In *International Conference on Artificial Intelligence and Statistics*.
- ZHOU, M., PADILLA, O.H.M. AND SCOTT, J.G. (2016). Priors for random count matrices derived from a family of negative binomial processes. *Journal of the American Statistical Association* **111**, 1144–1156.