

Analysis of Failures and Risks in Deep Learning Model Converters: A Case Study in the ONNX Ecosystem

PURVISH JAJAL, Purdue University, USA

WENXIN JIANG, Purdue University, USA

ARAV TEWARI, Purdue University, USA

JOSEPH WOO, Purdue University, USA

GEORGE K. THIRUVATHUKAL, Loyola University Chicago, USA

JAMES C. DAVIS, Purdue University, USA

Many software engineers develop, fine-tune, and deploy deep learning (DL) models. They use DL models in a variety of development frameworks and deploy to a range of runtime environments. In this diverse ecosystem, engineers use *DL model converters* to move models from frameworks to runtime environments. Conversion errors compromise model quality and disrupt deployment. However, failure modes and patterns of DL model converters are unknown. This knowledge gap adds engineering risk in DL interoperability technologies.

In this paper, we conduct the first failure analysis on DL model converters. Specifically, we characterize failures in model converters associated with ONNX (Open Neural Network eXchange). We analyze failures in the ONNX converters for two major DL frameworks, PyTorch and TensorFlow. The symptoms, causes, and locations of failures are reported for N=200 issues. We also evaluate *why* models fail by converting 5,149 models, both real-world and synthetically generated instances. Through the course of our testing, we find 11 defects (5 new) across torch.onnx, tf2onnx, and the ONNXRuntime. We evaluated two hypotheses about the relationship between model operators and converter failures, falsifying one and with equivocal results on the other. We describe and note weaknesses in the current testing strategies for model converters. Our results motivate future research on making DL software simpler to maintain, extend, and validate.

ACM Reference Format:

Purvish Jajal, Wenxin Jiang, Arav Tewari, Joseph Woo, George K. Thiruvathukal, and James C. Davis. 2023. Analysis of Failures and Risks in Deep Learning Model Converters: A Case Study in the ONNX Ecosystem. 1, 1 (October 2023), 22 pages. <https://doi.org/10.1145/nnnnnnn.nnnnnnn>

1 INTRODUCTION

Deep Learning (DL) is a machine learning technique that achieves state-of-the-art performance in many domains [1, 2]. Software engineers engage in many activities for deep learning, including developing, re-using, fine-tuning, and deploying DL models [3–6]. Engineers rely on tools at each stage, such as DL frameworks for development (e.g., PyTorch [7]), DL model registries for re-use (e.g., HuggingFace [8]), and DL compilers for deployment platforms

Authors' addresses: Purvish Jajal, pjajal@purdue.edu, Purdue University, USA; Wenxin Jiang, jiang784@purdue.edu, Purdue University, USA; Arav Tewari, tewari6@purdue.edu, Purdue University, USA; Joseph Woo, woo56@purdue.edu, Purdue University, USA; George K. Thiruvathukal, gkt@cs.luc.edu, Loyola University Chicago, USA; James C. Davis, davisjam@purdue.edu, Purdue University, USA.

Permission to make digital or hard copies of all or part of this work for personal or classroom use is granted without fee provided that copies are not made or distributed for profit or commercial advantage and that copies bear this notice and the full citation on the first page. Copyrights for components of this work owned by others than ACM must be honored. Abstracting with credit is permitted. To copy otherwise, or republish, to post on servers or to redistribute to lists, requires prior specific permission and/or a fee. Request permissions from permissions@acm.org.

© 2023 Association for Computing Machinery.

Manuscript submitted to ACM

Manuscript submitted to ACM

(e.g., TVM [9]). Preferably, these tools would be *interoperable*, so that DL models can move seamlessly from one to another. However, model conversion errors can disrupt engineering workflows or compromise the resulting models [10]. Ensuring that model converters are high quality is crucial to the deep learning ecosystem.

Researchers have characterized failures in many components in the DL ecosystem, but not in model converters. As depicted in Figure 1, previous works have considered DL development frameworks [11–15], DL registries [16–18], and DL deployment compilers and runtimes [19, 20]. In contrast, prior research on DL interoperability tools is limited to measuring conversions of 5 DL models [10]. We lack knowledge of the symptoms, causes, locations, patterns of failure and shortcomings of test suites within the realm of DL interoperability tools.

In this work, we analyze failures of DL model converters. We report a case study on converters targeting ONNX (Open Neural Network eXchange), which is the most widely used intermediate representation (IR) for DL models. We apply two perspectives. *First*, we study *how* ONNX model converters fail using a failure analysis. We sample 200 closed GitHub issues (100 per converter) and determine: failure symptoms, causes, and locations, and the relationship between these factors. *Second*, we study *why* model converters fail by converting and evaluating real and synthetic models.

In our failure analysis, we found that the most common symptoms are crashes and incorrect model behaviors; the most common causes are incompatibility and type problems; and these issues tend to occur in a converter’s graph translation and graph optimization components. Crashes can be caused by both incompatibility and type problems, while wrong models are attributable to type problems, algorithmic errors, and shape problems. Most results were consistent between both systems examined as well as with prior studies. Finally, in our measurement of *why* converters fail, we evaluate two hypotheses falsifying one and finding equivocal results on the other.

Our contributions are:

- We present taxonomies and measurements of failure symptoms, causes, and locations (§5.1), as well as analysis of the joint distribution of causes and symptoms (§5.2).
- We describe how model converters are currently tested (§5.4). In their end-to-end tests, they examine few real models and no synthetic models. We show that this is an oversight, finding 11 defects (5 new) using a corpus of real and synthetic models (§5.3).
- We report that the causes of erroneous converter behavior remain elusive (§5.3). Individual operators are not predictive of failure and sequences of operators may be correlated.

Significance for software engineering: Model converters underpin many DL pipelines. Understanding *how* and *why* they fail helps engineers make informed judgments about their robustness. Characterizing the failures in light of the test suites guides future development of these converters.

2 BACKGROUND AND RELATED WORK

Model converters are part of the DL ecosystem, providing interoperability between DL frameworks and compilers. We describe them with the software engineering concept of *interoperability*.

2.1 DL Model Conversion as Interoperability

ISO/IEC/IEEE define interoperability as the “*degree to which two or more systems...can exchange [and use] information*” [21]. Interoperability often focuses on the data being exchanged between systems [22]. It reduces component coupling, increasing engineering efficiency by separating concerns [23, 24].

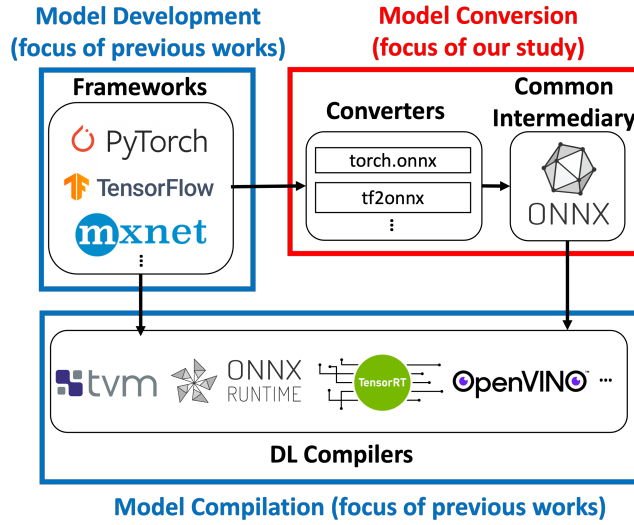


Fig. 1. Map of the ONNX Ecosystem. The downward path uses *pairwise mappings*, and the rightward path uses a *common intermediary* (ONNX).

Wegner describes two patterns for interoperability: creating *pairwise mappings* between systems; and introducing a *common intermediary* understood by all participants [25]. These patterns are illustrated in Figure 1 in the context of DL. The two patterns trade-off customizability for scalability. A system with pairwise mappings can have specialized behavior per pairing, but each of the N data loaders must maintain a mapping for each of the M data generators. The alternative pattern uses a common intermediary such as an intermediate data representation. Each system maintains only one export or import mechanism, reducing the overall implementation burden for the ecosystem from $M \times N$ adapters to $M + N$ adapters. We expect that this scalability becomes more important as ecosystems expand, causing interoperability evolution from pairwise mappings to common intermediaries.

Contextualizing Wegner’s Interoperability Patterns. In the context of DL, interoperability focuses on model reuse. We define **DL interoperability** as *the ability of DL software to exchange DL models (i.e., deep neural networks/DNNs)*. Two kinds of DL systems commonly interoperate on DL models: frameworks for DL model development, and runtimes for DL model deployment.

The DL ecosystem uses both of Wegner’s interoperability patterns. In the downward path of Figure 1, pairwise mappings occur in DL compilers such as TVM [9], which map from framework representations into internal compiler representations for each supported framework. Along the rightward path, common intermediaries such as ONNX [26] and MMDnn [27] provide standard representations for DL models. In this pattern, there is an adapter from each framework to the common intermediary, and from the intermediary to each runtime.

Evolution of DL Ecosystem. The DL ecosystem is evolving in two aspects: (1) *DL frameworks* for model development, and (2) *DL compilers* for model deployment [28]. DL frameworks are among the most used software among developers making up a total ~20% of frameworks used by developers globally [29]. DL frameworks are also growing in number — we identify 6 DL frameworks released since 2015: PyTorch, TensorFlow, MXNet, Keras, Caffe2, and FLAX, with the latest

being released in 2022. DL compilers have seen similar growth since 2017. We count at least 10 compilers including TVM (Apache), TensorRT (NVIDIA), and OpenVINO (Intel) [9, 30, 31].

With the multitude of options available for development and deployment, the pairwise compatibility pattern of interoperability does not scale. Hence, DL compilers do not support DL models from all frameworks. We observe that the 10 compilers since 2017 support between 1 to 6 frameworks each (data is in our artifact ??). Consequently, common intermediaries such as ONNX, MMDnn, and NNEF have become prominent in the DL ecosystem. Intermediaries and model converters facilitate the interoperability of DL software for upstream and downstream purposes (see Figure 1). Converters such as `onnx2torch`, `onnx2tf`, and `MMDnn` [27] allow conversion between frameworks (upstream use), whereas `torch.onnx` and `tf2onnx` enable interoperability with deployment software (downstream use). The *rightward path* in Figure 1 is a consequence of ecosystem growth.

2.2 Failure Studies of DL Components

Engineering failures can inform future development and management [32, 33]. Studies of software engineering failures influence software evolution, defect detection, and program repair [34, 35]. Many researchers have examined failures in DL software [15, 36, 37], drawing from open-source bug reports [13, 38], Stack Overflow [39], deployment failures [40], and interview studies [41].

In terms of interoperability, previous work has focused on failures in the “Framework” and “Runtime” components of Figure 1. Chen *et al.* studied 800 defects from four DL frameworks and provide guidelines for testing and debugging [11]. Shen *et al.* did likewise for three DL compilers [19]. Liu *et al.* and Xiao *et al.* tested DL compilers [42, 43]. Some of this work has incidentally examined interoperability failures: Shen *et al.*’s study of DL compilers included “front ends” offering interoperability through pairwise (DL framework specific) and common intermediary (ONNX) model loaders [19]; and Liu *et al.*’s work used ONNX and found defects in PyTorch’s ONNX exporter.

Research on DL model converters is limited. Openja *et al.* conducted the only study to date, evaluating conversion on 5 popular DL models [10]. They considered only the current state of model converters, not past failures. It is unclear whether their results on 5 models will generalize.

In light of this literature, the contribution of our work is the first systematic analysis of failures in DL model converters. As a conceptual contribution, we frame DL model converters as a class of interoperability software. In our analysis, we examine both *how* and *why* DL model converters fail. We measure 200 past failures, evaluate the behaviors of DL model converters on real and synthetic models, and note characteristics of DL model converter test suites that may lead to defect escapes.

3 RESEARCH CONTEXT AND QUESTIONS

We summarize §2 as follows. The DL ecosystem is growing more complex (§2.1), motivating a shift to the common intermediary pattern of interoperability. Understanding the nature and prevalence of failures in this emerging pattern will inform ecosystem participants of risks and opportunities for improvement. Prior work examined failures in DL frameworks and runtimes, but ignored interoperability or touched upon it coincidentally (§2.2). *Our study fills the knowledge gap by analyzing failures in the DL interoperability software, with a systematic analysis of ONNX.*

3.1 Case Study Context: The ONNX Model Converter

Table 3. Stages of an ONNX converter, based on our analysis of `torch.onnx`, `tf2onnx`, and `mxnet.onnx`.

Component	Definition
Load Model	Framework representation \rightarrow ONNX graph. Tracing used for dynamic graphs (e.g., PyTorch).
Node conversion	Graph nodes replaced by ONNX equivalents.
Optimization	Of nodes (e.g., operator fusion) and dataflows (e.g., dead code elimination).
Export	Model serialized into protocol buffer [48].
Validate	Syntactic checks (compliance with spec) and semantic checks (behavioral changes) (§5.4).

DL Intermediate Formats. Common DL intermediate formats are Open Neural Network eXchange (ONNX) [26], NNEF [45], and MMDnn [44]. ONNX has the broadest adoption (Table 1).

Interoperability is for deployment. Model converters can serve multiple purposes. They can convert from an intermediate representation back to a development framework (“upstream” for further development). They can also convert from a development framework to an intermediate representation (“downstream” for deployment). This is analogous to how compiler techniques can be used for compilation and de-compilation.

To understand which engineering use cases predominate in DL interoperability, we examined Stack Overflow. 1,148 StackOverflow posts included the keyword “ONNX”. We randomly sampled 10% (120 posts) and categorized them based on the author’s apparent goal. Six analysts were trained on a pilot set of posts, then analyst pairs categorized 40 posts each. Given that this was not the focus of our study, we only report the result where the raters agreed (see ?? for details). As Table 2 shows, most questions — and thus, we infer, common ONNX uses — are for model deployment.

ONNX. In DL software, the most prominent implementation of Wegner’s common intermediary pattern is the Open Neural Network eXchange, ONNX. ONNX was introduced by Facebook and Microsoft in 2017. ONNX is a specification that provides a common representation that DL frameworks and runtimes can use to represent DL models [46].

The ONNX specification is known as the *ONNX Intermediate Representation (IR)* [46]. It consists of three components: (1) A definition of a computational graph, (2) definitions of standard data types, and (3) definitions of built-in operators such as ArgMax [46].

The ONNX specification changes regularly, keeping up with DL framework evolution [47]. These changes consist of *adding* new types and operators, and *updating* the behavior of existing operators. These changes are contained within *operator sets*. There have been 18 operator sets counting the first ONNX release, totaling 149 additions and 217 updates to the available operators.

ONNX Model Conversion. Based on our analysis of the `torch.onnx`, `tf2onnx`, and `mxnet.onnx` ONNX converters, converters typically follow the sequence of components given in Table 3.

Figure 2 illustrates a model conversion. Conversion is challenging because of the mapping between formats. For example, model conversion can produce models that are incompatible with runtimes, or even change model behaviors.

Table 1. Popularity of DL intermediate formats. ONNX has the most stars, forks, dependents, and Stack Overflow posts. Data from August 12, 2023.

Project	Stars	Forks	Deps.	Posts
ONNX [26]	14,859	3,534	15,728	1148
MMDnn [44]	5,726	980	110	24
NNEF [45]	206	51	0	1

Table 2. Goals of ONNX posts on StackOverflow.

Goal	# Posts
Conceptual	1
Development	1
Deployment	36
Unclear	27
N/A	2
Total	67

For a PyTorch example of *wrong model*, the converted ONNX model contained a type mismatch [49]. For a PyTorch example of *wrong output*, the converted ONNX model’s prediction of “Smiling or not?” changed [50].

ONNX Converters vs. DL Compilers. Model conversion is similar to the “front-end” of a DL compiler [28]. The compiler front-end takes a model from a DL framework, transforms it to a high-level IR (graph IR) of computation and control flow, then optimizes it. This high-level IR is converted to a low-level IR for hardware optimization and code generation. Despite similarities, these classes of software differ in purpose.

3.2 Research Questions

Our research questions fall into two themes: *how* converters fail and *why* converters fail. To understand *how* converters fail, we answer the standard questions of software failure analysis: failure symptoms, causes, and locations. However, this method is hampered by the unsystematic nature of issue reports. To complement this, we systematically evaluate failures using a diverse set of input models and examine the characteristics of the test suites that allow failures to escape. We ask:

Theme 1: The *How* of failure

RQ1 What are the characteristics (symptoms, causes, and locations) of failures?

RQ2 How are failure characteristics related to one another?

Theme 2: The *Why* of failure

RQ3 What model attributes result in failures?

RQ4 Does converter testing cover failing models?

4 METHODOLOGY

Figure 3 relates research questions to methods. To understand *how* converters fail (§4.2), we apply methods from software failure analysis: selecting and analyzing relevant failures from GitHub issues. To understand *why* converters fail (§4.3), we apply methods from software testing, evaluating converters on common input *à la* Davis *et al.* [51] and on systematically generated input [42]. We also analyze the existing converter test suites.

4.1 Repository Selection

Both parts of our study considered the same software projects: the ONNX converters (§3.1) for PyTorch (torch.onnx) and TensorFlow (tf2onnx). Prior work has examined the downstream projects (DL runtimes) that ingest several input formats including ONNX (§2.2). We consider instead model converters, the upstream projects that export to ONNX exporters (DL frameworks).

Our specific choice of the PyTorch and TensorFlow model converters was based on popularity and data availability. We considered converters for the top two most popular ML/DL frameworks [29] — TensorFlow (DL), and PyTorch (DL).

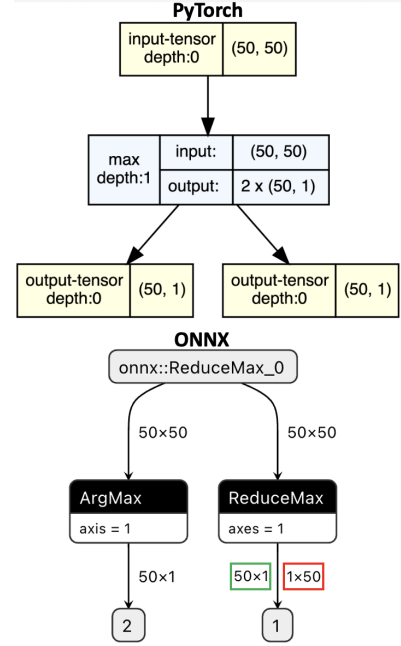


Fig. 2. PyTorch model converted to ONNX IR. The PyTorch model calculates the per-row maximum using torch.max. In ONNX, this uses ArgMax plus ReduceMax. ReduceMax output is 50x1 (green box) but could be erroneously transposed (red box).

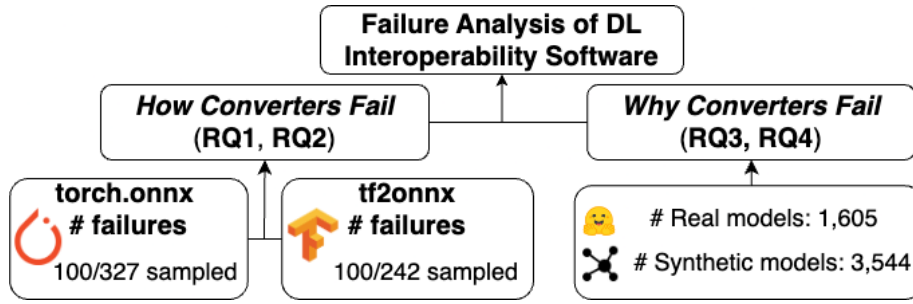


Fig. 3. Goal, research questions, and methods.

In terms of available failure data, the ONNX model converters for TensorFlow and PyTorch have comparable issue counts on GitHub (~800-1000 issues).

Using the PyTorch and TensorFlow converters covers two relevant differences within DL and interoperability. Within DL, these converters include both common representations of computational graphs: static (TensorFlow) and dynamic (PyTorch) [52, 53]. Within interoperability, these converters include both common owners of a converter. Converters are naturally owned either by the upstream producer of the data or the downstream consumer of the data. In our case, torch.onnx gives an example of upstream ownership (it is owned by the PyTorch engineers), while tf2onnx gives an example of downstream ownership (it is owned by the ONNX engineers).

4.2 Theme 1: The How of failure

This theme examines *how* converters fail by studying their characteristics (RQ1), and the relationship between characteristics (RQ2). We explain data collection (§4.2.1) and failure analysis (§4.2.2). To answer RQ1, we examine each characteristic in turn. To answer RQ2, we examine the joint distribution.

4.2.1 Data Collection. Figure 4

summarizes our data collection

process. For each repository, we collected closed GitHub issues (1) related to ONNX conversion, and (2) containing sufficient information for failure analysis.

Table 4. Comparison of ONNX converters. Framework-ONNX converters are studied and are shown at the top. ONNX-Framework converters are shown at the bottom. Framework-to-ONNX converters are more popular than ONNX-to-Framework converters (cf. Table 2). Data collected on July 7, 2023. *torch.onnx is a component in the PyTorch repository, so stars are skewed. We filtered PyTorch issues for those in the converter.

Project	Input	Stars	Forks	Closed Issues
torch.onnx [54]	PyTorch, Caffe2	62,693*	17,421	959*
tf2onnx [55]	TensorFlow, Keras	1,786	378	792
onnx-tf	ONNX	291	25	129
onnx2torch	ONNX	370	35	32

Related to ONNX. ONNX-related issues are obtained using a set of GitHub filters (query terms). For torch.onnx, the PyTorch repository uses the GitHub label *module: onnx* to mark issues with the ONNX converter. We collect all closed issues with this label, yielding the search filter: *is:issue label:"module: onnx" is:closed*. For tf2onnx, all issues are relevant. We remove issues labeled “pending on user response” and “question” because these issues lack enough information. This yields in 959 issues in torch.onnx (from 20,782 issues, not all ONNX-related) and 649 issues in tf2onnx (from 792 issues).

Sufficient Information. We filter issues for sufficient information (e.g., the issue is resolved with a commit and pull request). These Timeline Filters are given in Figure 4. This filter yields 327 issues in torch.onnx and 242 issues in tf2onnx.

We piloted our filter to ensure it captured relevant issues (recall) and excluded irrelevant issues (precision). We hand-labelled 50 issues for each repository prior to filtering, applied the filter, and measured recall and precision. If recall and precision ≥ 0.8 we consider our filter to acceptably reduce manual work while mitigating bias. For torch.onnx, we measured recall of 0.81 and precision of 0.94. For tf2onnx, we measured recall of 0.82 and precision of 0.93.

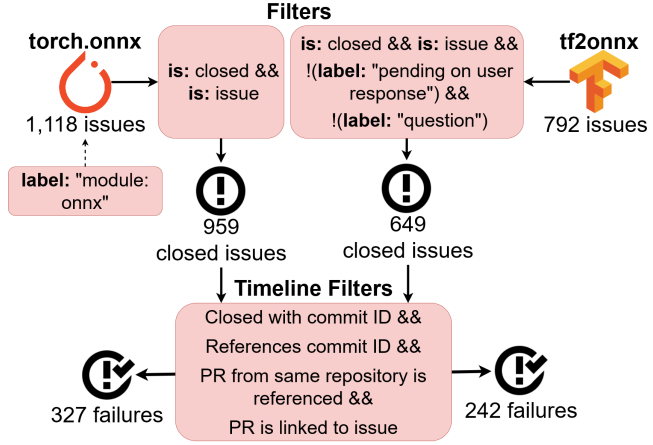


Fig. 4. Filtering of issues for each repository studied. The data was collected on January 6th, 2023.

Sampling. Given the similar number of issues after filtering (Figure 4), we randomly sampled and analyzed 100 issues per repository, or roughly one-third of relevant issues. This quantity is comparable to the number analyzed in prior work [19].

4.2.2 Data Analysis.

Taxonomies for Locations, Causes, and Symptoms. We describe converter failures in three dimensions: *location*, *symptoms*, and *causes*. For location, we use the standard converter stages (Table 3). For symptoms and causes we adapt taxonomies from Shen *et al.* [19], the closest related work.

We conducted a pilot study to determine the appropriateness of Shen *et al.*'s taxonomies to describe ONNX converter failures. Specifically, after raw data collection (§4.2.1), we randomly sampled 30 issues from each repository. Two researchers classified symptoms and causes with the Shen taxonomies. We computed inter-rater reliability using the Kappa coefficient [56]. The computed Kappa coefficients were 0.90 (causes) and 0.95 (symptoms), *i.e.*, “strong agreement” [57] for both taxonomies. However, some categories and wording were inapplicable to ONNX converter failures. We adapted as needed.

Table 5 presents the taxonomy of failure symptoms, Table 6 the taxonomy of failure causes.

Manual Classification of Failures and Interrater Agreement. In our pilot study of applying Shen *et al.*'s taxonomies (§4.2.2), we observed strong agreement between raters. Therefore, we generally relied on a single rating (one rater analyzing all issues) of the 200 sampled issues. To assess the risk of taxonomic drift, a second rater analyzed one tranche of randomly selected failures. In those 20 samples, the two raters had perfect agreement/Kappa=1.0. We therefore believe the single-rater analysis was sufficiently objective.

Table 5. Adapted taxonomy of failure symptoms [19]. *Emphasis*: wording changed. *Hang* symptom omitted (unobserved).

Symptom	Definition
Crash	The <i>model converter</i> terminates unexpectedly during <i>conversion</i> , usually producing an error message.
Wrong Model	The <i>model converter</i> behaves unexpectedly without crashing, producing a wrong intermediate or final result.
Bad Performance	The time cost or memory consumption of the <i>model converter</i> is much larger than developer/user expectations (e.g., the performance achieved on the previous version during regression testing or performance achieved by certain hardware).
Build Failure	Installation of <i>model converter</i> or dependencies fails.
Unreported	The symptom cannot be identified by analyzing the corresponding issues including code changes, discussions, and related issues.

Table 6. Adapted taxonomy of failure causes [19]. *Emphasis* and ~~Strikeout~~ indicate wording changed or deleted, respectively. All other text is unchanged. We added the **Testing** category to the taxonomy. Several categories from the taxonomy were too rare to include in our context, and were lumped under “Other”. These were: Concurrency (0 instances), Incorrect numerical computation (1), Documentation (3), and Typos (3). **Bolded** indicates additional wording.

Cause	Definition
Incompatibility	<p>Internal</p> <p>There are API compatibility issues within a <i>model converter</i> caused by API evolution</p> <p>External</p> <p>There are API compatibility issues between a <i>model converter</i> and third-party libraries (e.g., ONNX, TensorFlow, ONNX RunTime).</p>
Type Problem	<p>Node</p> <p>A <i>model converter</i> works on a computational graph, where nodes represent the atomic DL operators (such as convolution and pooling) and edges represent the tensors. Each node takes zero or more tensors as input and produces a tensor as output. Such problems are related to the conversion of nodes.</p> <p>Tensor</p> <p>This relates to the types of tensors. Specifically, a tensor is a multi-dimensional matrix containing elements of a single data type.</p> <p>Conventional</p> <p>There are also conventional variables widely used in the development of traditional software systems. This subcategory refers to the problem involving the types of conventional variables.</p>
Tensor Shape Problem	<i>This cause covers, broadly, the shape of input and output tensors a node can have. These occur during shape matching, shape transformation, shape inference, layout transformation, etc.</i>
Incorrect Code Logic Algorithmic Error	<p>Optimization</p> <p>There is an issue with optimizations that occur in the model converter, such as incorrect fusing or dead-code elimination</p> <p>Tracing</p> <p>There is an issue with the tracing of DL models. This occurs in frameworks that use dynamic models. Dynamic models need to be “traced” to find the nodes in the computational graph prior to the conversion.</p> <p>Non-optim-code logic</p> <p>This subcategory of bugs occurs at the other components except for DL compiler optimizations.</p>
Testing	Issues related to software tests such as unit tests. This covers “flaky” tests, missing tests, broken tests, or new tests.

4.3 Theme 2: The Why of failure

This theme examines *why* converters fail. While old issues can provide insight into *why* converters they are hampered by the unsystematic nature of issue reporting, as such we test converters. First, we test converters with a variety of inputs and study the characteristics of failure-inducing inputs (RQ3). Second, we compare with test suites to determine the testing strategies and relationship with the observed failures (RQ4).

4.3.1 *Method for RQ3: What model attributes result in failures?* To answer RQ3, we test DL converters with a variety of inputs and analyze the characteristics of failure-inducing inputs. Figure 5 illustrates our two-stage process, which we detail next.

Differential Test (Figure 5a). For a differential test, we need to select (1) inputs, and (2) a criterion for “too different” [58].

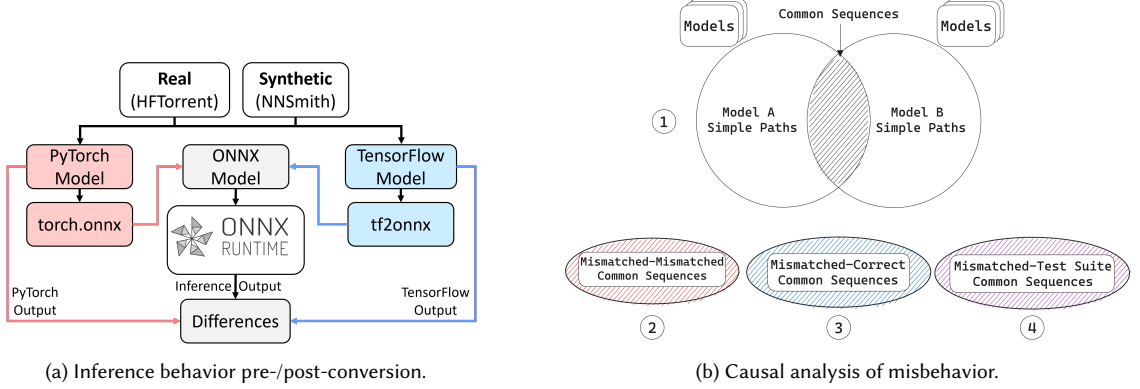


Fig. 5. (a) **Conversion differential test:** Models are converted using `tf2onnx` or `torch.onnx` as appropriate. If conversion succeeds, differences are measured between original and converted model. (b) **Mismatching model analysis:** ① For two sets of models we compare all simple paths between two models. The common operator sequences are depicted in the intersection. ② is found by comparing models with the set of mismatched models. It contains all sequences that are shared by mismatching models. ③ is found by comparing models from the mismatched and correct model sets. It contains all sequences that are shared between correct and mismatched models. ④ is found by comparing models from the mismatched and test suite sets. It contains all sequences that are shared between correct and mismatched models.

Inputs: For inputs, we converted both real models and synthetic models. Real models contain input patterns that the converter expects. Synthetic models are more diverse and should exercise edge cases on the converter. Our sources of real and synthetic models were:

- **Real Models:** We used the HFTorrent dataset from Jiang *et al.* [17]. This is the largest available set of real-world DL models, containing 63,182 pre-trained models collected from the HuggingFace Model Zoo. We filtered for the 1,761 models with both PyTorch and TensorFlow versions, allowing comparison between the two converters on similar inputs. These models represent 112 distinct full architectures (58 backbones).
- **Synthetic Models:** We systematically generated synthetic DNNs for conversion, using the NNSmith tool [42]. NNSmith generates random valid TensorFlow and PyTorch DNNs that use operators supported by ONNX. We added a parameter to NNSmith to generate DNNs of a given size (# nodes). We then *systematically generated DNNs containing between 15-100 nodes in increments of 5*. For each node count, we generated DNNs until two conditions were met: (1) All NNSmith-supported operators appeared at least once in the family; and (2) ≥ 100 distinct models were created.

In initial tests, we found the resulting models were often convertible yet unsupported by ONNX RunTime (Table 11). To address the common forms of ONNX RunTime errors for `torch.onnx`, we constrained the NNSmith synthesizer. Specifically, we removed 1 operator out of 71 for `torch.onnx` and 3 out of 56 for `tf2onnx`. Additionally, we confined the tensor data type to `float32`.

There are other DL model generation approaches, *e.g.*, MUFFIN [59], COMET [60], and LEMON [61]. These tools generate inputs by mutating seed models, typically real models. We viewed HFTorrent as a sufficient source of real models, and synthesized with NNSmith because it is more random.

Difference Criterion: For each model, we attempt to convert it to ONNX using its respective converter.¹ If conversion succeeds, we load it into the ONNX RunTime. For models that load successfully, we perform inference on both the

¹For the real models, we used the HuggingFace converter. This converter performs some preprocessing and then invokes `torch.onnx` or `tf2onnx`. For synthetic models, we invoked the respective converters directly.

original model (using PyTorch or TensorFlow) and the converted model (using ONNX RunTime). For *real* models, we use the inputs provided by the model owners to test the model. These are called “dummy inputs” in HuggingFace packages. For *synthetic* models, we use 100 randomly generated inputs matching the model’s input shape.

In both cases, to measure model misbehavior we used a simple and community-accepted approach: the distance measure and threshold used by HuggingFace. This rule is that *between the original and ONNX-converted models, in the inference result tensors, the maximum absolute element-wise difference should be smaller than 10^{-7}* [62].

We considered alternatives to measure behavioral differences. A more general notion of tolerance or “acceptable error” could be used, but the choice of tolerance is not well established — the PyTorch verification tool uses 10^{-7} , NNSmith uses 10^{-3} [42], and HuggingFace uses 10^{-7} . Openja *et al.* [10] proposed using model accuracy and robustness, but this method requires training each model on a suitable dataset. Training substantially increases the cost of the measurement, and the dataset requirement limits the types of models that can be generated.

Model Causal Analysis (Figure 5b). Given the challenges in interpreting the behaviors of DNNs, particularly across two different representations, we instead evaluate two causal hypotheses: *incorrect conversions result from (H1) operator types and (H2) operator sequences*. These hypotheses derive from our results in Theme 1, so we defer the rationale to §5.3.

We test these hypotheses by analyzing DL models along the two pertinent dimensions, of operator types and operator sequences. For operator type analysis we count all operator types present in mismatched, correct, and test suite models. For sequence analysis, see Figure 5b. We compare pairs of models from two sets and extract all common sequences between the two sets of models ①. For each model in a pair, we find all simple paths from the inputs to the outputs. The simple paths of the two models are compared and common sequences are extracted (a common sequence is a sequence of shared operators of length > 2).² We find the following common sequences: ② all sequences that mismatched models share; ③ all sequences that are shared by correct and mismatched models (by H2), these sequences are not the cause of mismatches; ④ all sequences that test suites share with the mismatching models.

The utilization of simple paths for analysis has inherent limitations. Simple paths provide sequences of operations from inputs to outputs and cannot capture conversions that are branching. Figure 2 depicts such a case. The simple paths of the ONNX model would produce two sequences containing the ReduceMax and ArgMax nodes, respectively, but this is confounding. A node conversion that results in multiple nodes is not captured (semantically) under such analysis.

The common sequences between two sets of models may be largely identical. This can inflate the number of “unique” sequences there actually are. For example, the sequences aaaabd and aaaabc are identical except for the last element. To deal with cases we further reduce the common sequences to the smallest shared subsequences, *i.e.*, we recursively find the longest common subsequences for our sequences until we cannot find any smaller subsequences [63].

Hypothesis Testing. Given this data, we test the two hypotheses. To evaluate H1, the impact of *operator types*, we compare the operators of mismatched and correct models. If mismatched model operators overlap with correct model operators ops, we *reject* this hypothesis. To evaluate H2, the impact of *operator sequences*, we identify all shared operator sequences belonging *only* to mismatched models, and determine how common they are. To resolve this hypothesis: (a) if sequences are not commonly shared by mismatched models, we reject the hypothesis; (b) if sequences are rarely shared among mismatched models, the result is inconclusive; and (c) if many mismatching models share the same sequences, this supports our hypothesis.

²A simple path is a string. A common sequence is its substring. We process simple paths as strings in our implementation.

4.3.2 Method for RQ4: Characteristics of test suites. To analyze converter test suites, we examined continuous integration/deployment (CI/CD) pipelines. We noted testing practices and collected any models used for testing. These models are analyzed as one of the groups of models considered in Figure 5b. Since this task was reasonably objective, the analysis was performed by one researcher.

5 RESULTS AND ANALYSIS

5.1 RQ1: The Characteristics of Failures

Finding 1: *Crash* (56%) and *Wrong Model* (33%) are common symptoms. Distribution follows [19].

Finding 2: Common failure causes are *Incompatibility* and *Type problems*, each ~25% of causes.

Finding 3: The majority of failures occur during *Node Conversion* (74%).

5.1.1 Failure Symptoms. The distributions of symptoms for both tf2onnx and PyTorch are similar, presented by Table 7. In both, the most common failure symptoms are *Crash* and *Wrong Model*, comprising over 80% of failures. The *Bad Performance* and *Build Failure* make up around 4% of failure symptoms. There were no cases of the *Hang* symptom.

Our results show the generalizability of Shen *et al.* [19]. In the last two columns of Table 7, we see the *Crash* and *Wrong Model* symptoms make up the majority of symptoms across both DL converters and DL compiler front-ends. This finding lends empirical support to our comparison between model converters and DL compilers in §3.1. The *Wrong Model* and *Crash* symptoms appear characteristic of interoperability in this context, regardless of implementation.

Table 7. Distribution of symptoms. *TF*: tf2onnx. *PT*: torch.onnx. *DL Comp.*: Symptoms of DL compiler failures in compiler front-ends, per Shen *et al.* [19]. Percentages are rounded.

Symptom	TF	PT	Total	DL Comp. [19]
Crash	50	62	112 (56%)	226 (63%)
Wrong Model	35	30	65 (33%)	100 (28%)
Build Failure	3	2	5 (3%)	3 (1%)
Bad Performance	2	1	3 (2%)	6 (2%)
Hang	0	0	0 (0%)	4 (1%)
Unreported	10	5	15 (8%)	20 (6%)
<i>Total</i>	<i>100</i>	<i>100</i>	<i>200 (100%)</i>	<i>359 (100%)</i>

5.1.2 Failure Causes. Table 8 presents the distribution of failure causes. The most common failure causes are the *Incompatibility* and *Type Problem*, with more than 50% of failures exhibiting these causes for both converters. *Shape Problems* and *Algorithmic Errors* each contribute 20% of cases. The *Concurrency*, *Incorrect Numerical Computation*, and *Documentation* causes never occurred.

The *Algorithmic Error* causes do not occur equally in the two converters. The tf2onnx has three times as many as the torch.onnx. The disparity in *Algorithmic Errors* varies by the subclass, with the majority in torch.onnx being related to the loading of models namely tracing — example: *trace not working on autocast*. Whereas for tf2onnx the majority are related to optimizations, examples: *incorrect reshape*, and *incorrect folding*.

Converter failure causes are dissimilar to those of DL compiler front-ends per Shen *et al.* [19]). Though the *Type Problem* cause occurs at roughly the same rate — 27% of the time for converters and 20% for DL compilers — the sub-type differs with *Node* being prominent in converters and *Tensor* in DL compilers. The *Algorithmic Errors* cause (called *Incorrect Code Logic* by Shen *et al.*), is prominent in DL compilers, whereas *Incompatibility* is prominent in converters. This indicates that though both may belong to the same *software-class* the failure causes are not shared.

Table 8. Distribution of causes in tf2onnx and torch.onnx. Notable aspects are bolded and discussed in the text. The top-5 causes in terms of frequency are shown. The *Others* are: *Concurrency*, *Documentation*, *Incorrect Numerical Computation*, *Misconfiguration*, *Testing*, *Incorrect Exception Handling*, *Typos*, and *Incorrect Assignment* (each has < 3% representation). The final column shows the cause distribution from Shen *et al.* [19]. Note the larger proportion of *Incompatibility* failures in DL model converters (first row).

Causes		TF	PT	Total	Compared to DL compilers [19]
Incompatibility	External	23	32	55 (28%)	16 (4%)
	Internal	2	0	2 (1%)	5 (1%)
	Resource	0	0	0 (0%)	4 (1%)
Type Problem	Node	21	25	46 (23%)	13 (4%)
	Conventional	3	2	5 (3%)	20 (6%)
	Tensor	1	2	3 (2%)	42 (12%)
Algorithmic Error		18	6	24 (12%)	59 (16%)
Shape Problem		9	12	21 (11%)	67 (19%)
API Misuse		6	6	12 (6%)	35 (10%)
Others		17	15	32 (16%)	98 (27%)
<i>Total</i>		<i>100</i>	<i>100</i>	<i>200 (100%)</i>	<i>359 (100%)</i>

5.1.3 *Failure Locations.* tf2onnx and torch.onnx have similar failure location distributions (Table 9).

Table 9. Failure locations. The majority of failures occur during *Node Conversion* in each ONNX converter.

Location	TF	PT	Total
Load Model	5	6	11 (7%)
Node Conversion	70	78	148 (74%)
Graph Optimization	14	5	19 (10%)
Protobuf	1	0	1 (1%)
Validation	0	3	3 (2%)
(Not Distinguishable)	10	8	18 (9%)
<i>Total</i>	<i>100</i>	<i>100</i>	<i>200 (100%)</i>

The most common location of failures is the *Node Conversion* stage: 148/200 failures occur in this stage, with a similar proportion in tf2onnx (70%) and torch.onnx (78%). The *Graph Optimization* stage is the second most common location of failures, with 19 in total. The distribution of failures in this stage differs between converters, with tf2onnx having approximately three times more.

5.2 RQ2: Relation of Failure Characteristics

Finding 4: *Crashes* are largely due to *Incompatibilities* and *Type Problems*

Finding 5: *Wrong Models* are largely due to *Type Problems*. The tf2onnx converter also produces wrong models due to algorithmic errors in the graph optimization component.

Table 10 contains the joint distribution (co-occurrence) of failure causes and symptoms. In both converters, the most common failure symptoms are *Crash* and *Wrong Model*. *Crash* symptoms have diverse causes with 80% represented by *Incompatibilities* (42%), *Type Problems* (20%), *API Misuse* (10%) and *Shape Problems* (8%). *Wrong Models* are attributable to *Type Problems* (50%), *Algorithmic Errors* (20%) and *Shape Problems* (17%).

Table 10. Joint Distribution of Causes and Symptoms. We bold notable occurrences and drop the *Concurrency* and *Documentation* rows because they contain all zeros. The majority of *Crashes* result from *Incompatibilities* and *Type Problems*. *Algorithmic Errors* that result in *Wrong Models* occur more often in tf2onnx. The top-5 causes in terms of frequency are shown, with the rest being binned in the *Others* category. The *Others* category contains: *Concurrency*, *Documentation*, *Incorrect Numerical Computation*, *Misconfiguration*, *Testing*, *Incorrect Exception Handling*, *Typos*, and *Incorrect Assignment*.

Causes \ Symptoms	Crash		Wrong Model		Bad Performance		Build Failure		Unreported		Total	
	TF	PT	TF	PT	TF	PT	TF	PT	TF	PT	TF	PT
Incompatibility	19	28	4	3	0	0	0	0	2	1	25	32
Type Problem	8	14	17	13	0	1	0	0	0	1	25	29
Algorithmic Error	4	3	10	3	2	0	0	0	2	0	18	6
Shape Problem	5	4	4	7	0	0	0	0	0	1	9	12
API Misuse	6	5	0	1	0	0	0	0	0	0	6	6
Others	8	8	0	3	0	0	3	3	6	2	17	15
Total	50	62	35	30	2	1	3	2	10	5	100	100

We see one notable difference between converters. In tf2onnx, *Algorithmic Errors* are more common, primarily yielding *Wrong Models*. Integrating with sections 5.1.2 and 5.1.3, these *Algorithmic Errors* are largely located in the *Graph Optimization*.

5.3 RQ3: Characteristics of Failing Models

Table 11. Results of conversion testing. Real models’ conversion may fail in the HuggingFace wrapper. Both kinds of models may fail in DL model converter, or when the result is fed to ONNX RunTime (ORT). *Behavioural Difference*: ORT inference results with difference $> 10^{-7}$. Real models fail rarely, synthetic models often.

Outcome	tf2onnx		torch.onnx	
	Real	Syn.	Real	Syn.
Start: Number of models	1,761	1,820	1,761	1,724
Unsuccessful Conversion (HF error)	456 (26%)	N/A	342 (20%)	N/A
Unsuccessful Conversion	65 (4%)	800 (44%)	20 (2%)	2 (1%)
Unsuccessful ORT loading	19 (1%)	757 (42%)	27 (2%)	741 (42%)
Behavioural Difference	9 (1%)	220 (12%)	11 (1%)	100 (6%)
Successful	1,212 (68%)	43 (2%)	1,361 (75%)	881 (51%)

Finding 7: Real models convert well: converter crashes and incorrect behavior affected only ~5% of models.

Finding 8: Synthetic models reveal incorrect model behavior more often than Real models, with 320/3,544 (~9%) of synthetic models exhibiting this compared to 20/1,605 real models (~1%).

Finding 9: *H1* failed: Incorrect conversions are not (simply) due to the use of unusual operators. *H2* was inconclusive: we did not observe strong correlation between the use of unusual operator sequences and conversion failures.

From our results in Theme 1, we hypothesize that incorrect conversions are the results of both (**H1**) operator types, as well as (**H2**) the sequence of operators in a model. We are motivated by the fact that *Node Type* and *Algorithmic Errors* are common causes of error. Both causes pertain to how nodes or node sequences are handled during conversion. Thus diverse node types and node sequences should induce errors, and specifically, certain node types and sequences would be more likely to cause errors, *i.e.*, we expect to see failing models share characteristics. We test these hypotheses

as discussed in §4.3. We convert both real and synthetic models using the `tf2onnx` and `torch.onnx` model converters. Table 11 contain our testing results following the outline given in Figure 5a. Table 12 and Table 13 contain the results of our node and sequence analysis, respectively.

5.3.1 Results for Differential Test.

Results for Real Models. Real models exhibited few converter failures and little incorrect model behavior. Most issues occurred within the HuggingFace-specific converter. Converter failures occurred for only 85/3,522 models (~2 %). Once models reached `torch.onnx` and `tf2onnx`, over 90 % could be converted and exhibited equivalent behavior in the ONNX RunTime.

We note that the dataset of real models we used included many that shared an architecture and differed only in weights (*i.e.*, checkpoints of the same model). We were surprised to observe that the different weights alone were enough to produce different behaviors in our evaluation. For example, in `tf2onnx`, various checkpoints of the `t5` model had 65 HuggingFace conversion errors, 56 unsuccessful `tf2onnx` conversions, 1 unsuccessful ONNX RunTime load, 0 incorrect outputs, and 183 successes. We could not find an explanation for this instability. It bears further investigation.

Results for Synthetic Models. As described in §4.3, we systematically generated models using our adaptation of the NNSmith tool. Results varied substantially from real models.

Synthetic models exhibit difficulties when converting to ONNX and when loading the converted model to the ONNX RunTime. We find that *Unsuccessful Conversions* occur 802 times, almost entirely in synthetic models on `tf2onnx`. The 802 crashes correspond to 4 unique crashes. Of the 2,742 synthetic models that successfully convert, only 1,244 successfully load into ONNXRunTime.

In this experiment, we independently identified both known and novel defects. We observed 11 unique ONNXRunTime errors, of which 6 appear to correspond to open GitHub issues [49, 64–68]. We disclosed the rest to the engineering teams. For most disclosures, we have not yet received a response. For one disclosure, which described a model that causes the `libc++ abi` to terminate unexpectedly during inference with ONNXRuntime, the response was that it had been (unintentionally) fixed in the development branch. It still affects older releases.

We observed a large fraction of behavioural differences (incorrect output) with synthetic models. Compared to real models, which had 20 instances, synthetic models had 320 instances where the inference results exceeded the threshold from §4.3.1. The majority of these instances were observed in the `tf2onnx` converter. For both converters, we disclosed such instances to the respective engineering teams (we have not heard a response yet).

Table 13. Model Sequence Analysis Results. As described in §4.3.1: ② all sequences that mismatched models share; ③ all sequences that are shared by correct and mismatched models; ④ all sequences that test suites share with the mismatching models. ② - ③ are all unique sequences that are *only* present in mismatched models. The reduced sequences are found by applying the reduction as described in §4.3.1.

Set	tf2onnx		torch.onnx	
	Unique Sequences	Reduced Sequences	Unique Sequences	Reduced Sequences
②	2,125	1,126	980	635
③	1,050	508	4,243	2,988
④	35	35	2	2
② - ③	1,527	862	176	131

5.3.2 Results of Causal Hypotheses. As described in §4.3.1 we analyze both the operator type and operator sequences for various sets of models, in particular, we examine synthetic models. We compare three sets of models: correct models, mismatched models, and test suite models (discussed in §5.4).

Our analysis reveals that incorrect conversions are not related simply to the types of nodes present. Table 12 contains the results of our node analysis. We collect and compare the operator types in the mismatched, correct, and test suite models. We find, of the 154 ONNX operators, (1) mismatched models contain 58 (`torch.onnx`) and 54 (`tf2onnx`) unique operator types, whereas, (2) correct models contain 59 (`torch.onnx`) and 52 (`tf2onnx`) unique operator types. There is a significant overlap between operators in correct and mismatched models. Almost all operators are shared save for 1 (`torch.onnx`) and 2 (`tf2onnx`), indicating that for synthetic models operator types may not be determinant of mismatch.

Our analysis reveals that incorrect conversions cannot be attributed simply to node sequences — our hypothesis is inconclusive. Table 13 contains the results of our sequence analysis. We find that mismatched models, ②, share many operator sequences, 2,125 (`tf2onnx`) and 980 (`torch.onnx`). Moreover, mismatched models and correct models, ③, also share many sequences — 1,050 (`tf2onnx`) and 4,242 (`torch.onnx`). When we compare how many sequences are present only in mismatched models, ② - ③, `tf2onnx` has 1,527 sequences, whereas `torch.onnx` has 176. After reduction `tf2onnx` and `torch.onnx` contain 862 and 131 sequences, respectively. Now, remember that, as described in §4.3.1, if sequences are not commonly shared by mismatched models, we reject the hypothesis; (b) if sequences are shared among some models, our hypothesis is inconclusive; and (c) if sequences are shared across the majority of models our hypothesis is supported. We find that for `torch.onnx`, only 1 of the 131 sequences is shared by more than 3 models, and for `tf2onnx` no sequence is shared by more than 11 models. This indicates there may be a family of sequences that can cause errors and thus our hypothesis is inconclusive.

5.4 RQ4: Converter Test Suites

Finding 10: The `tf2onnx` and `torch.onnx` converters employ both unit and end-to-end testing. Unit testing focuses on individual operations. End-to-end testing targets real models and utilizes differential testing to compare the original and converted models.

Finding 11: Test suites share few operators with mismatching models. Only 12 (20%) with mismatching models for `torch.onnx`, while for `tf2onnx`, 33 (61%) of operators are shared. Operators sequences are similar with only 2 (`torch.onnx`) and 35 (`tf2onnx`) sequences being shared with mismatching models.

The `tf2onnx` and `torch.onnx` converters are both well-tested and have a variety of test suites written for them. As described in §4.3.2 we examine the continuous integration and deployment pipelines and test files of each converter. Both converters employ unit and end-to-end testing. The unit testing targets the conversion of individual operations and functions, which can be thought of as sequences of operators. These unit tests follow a structure similar to that

Table 12. Model Operator Analysis Results. As described in §4.3.1: Mismatched (a), all operators that mismatched models contain; Correct (b) all operators that correct models contain; Test Suite (c) all operators that test suites contain. (a) - (b) are all operators in (a) but not in (b). (b) - (a) are all operators in (b) but not in (a). (a) - (c) are all operators in (a) but not in (c). (c) - (a) are all operators in (c) but not in (a).

Model Type	tf2onnx	torch.onnx
Mismatched (a)	54	58
Correct (b)	52	59
Test Suite (c)	54	16
(a) - (b)	0	1
(b) - (a)	2	0
(a) - (c)	21	46
(c) - (a)	21	4

presented in Figure 5a. A simple model is built with a single layer that is the operator or function being tested. These models are then given a randomly generated input, and their output is stored. The models are converted to ONNX, and that same input is provided to the ONNX model. The test is considered successful if both the output of the original and ONNX models are the same. `tf2onnx` tests 41 operations and `torch.onnx` tests 164 operations and 470 functions.

The end-to-end testing targets fully developed models that will be commonly used by the ONNX converter. Both frameworks pull various models from Hugging Face or libraries such as Keras and `torchvision.models` and attempt to convert them to ONNX. `tf2onnx` tests a total of 88 real models and `torch.onnx` tests a total of 42 real models. There are two suites of end-to-end tests for `tf2onnx`, the first, the older suite is more comprehensive than the second (96 as compared to 36).

The test suite models differ from the mismatching models. Per Table 12, test suite models contain 16 (`torch.onnx`) and 54 (`tf2onnx`) unique operator types, but only 12 (`torch.onnx`) and 33 (`tf2onnx`) operators are shared with mismatched models. Per Table 13, test suite models share only 2 (`torch.onnx`) and 35 (`tf2onnx`) sequences with mismatching models. See implications in §6.2.

6 DISCUSSION AND FUTURE WORK

We discuss findings, noting Open Questions (OQ) for future work.

6.1 Comparison to Prior Studies

6.1.1 Model Converters. Openja *et al.* evaluated DL model converters by converting 5 models [10]. They evaluated model conversion to the ONNX and CoreML formats. For ONNX they use the `torch.onnx` and `tf2onnx` converters. We extend their findings in two directions. First, we conducted a retrospective analysis (§4.2) to study *how* converters fail. Second, we convert models systematically (§4.3) and analyze them to understand *why* they fail. We considered both realistic and synthetic models. For realistic models, rather than picking 5 real-world models, we used 1,605 models from a large model corpus. For synthetic models, we adapted a DL model generation tool to conduct a bounded systematic exploration of converter behaviors. We omitted measurements of model size, adversarial robustness, and prediction accuracy, to focus instead on measuring the common failure modes (crashing and behavioral differences) identified in our retrospective failure analysis.

6.1.2 DL Compilers. Shen *et al.* studied failures in DL compilers [19], including the components that load models from DL frameworks and from common intermediary formats such as ONNX. Many of their results generalized to DL model converters: (1) we were able to adapt their taxonomies of failure symptoms and causes to DL model converters (Tables 5 and 6); and (2) as shown in Table 7, we found a similar distribution of failure symptoms for DL model converters. However, the causes of failures between the two contexts differed: as noted in §5.1.2, *Incompatibilities* were more common in DL model converters, while *Algorithmic Errors* were more common in DL compilers.

This causal asymmetry may be attributable to differences in the requirements of DL model converters and DL compilers. The purpose of DL model converters is *interoperability* (§2.1), making compatibility failures a focus and reducing the need for optimizations. Hardware-specific optimizations are left to the consumer of the model. Conversely, DL compilers must provide both compatibility and hardware-specific optimizations.

6.2 Validation Techniques for DL Model Converters

OQ1: How can we better localize faults in converters?
OQ2: What tools would reduce failures in current converters?
OQ3: How much error is tolerable as a result of conversion?

DL model converters need better testing techniques for behavioral changes. This critical failure mode occurred in $\sim 1/3$ of historical failures (§5.1) and affected 6% of the models we tested (§5.4).

Although synthetic models more often misbehave after conversion, identifying the cause is non-trivial. This property complicates debugging. Differential testing only identifies models that *may* be wrong and does not provide information about what the causes may be. Comparing node outputs is not a viable strategy as node conversions are not one-to-one. The output of a single node in the original model can be the output of a sequence of nodes in the converted model. Combined with optimizations that converters perform, identifying the cause of errors is non-trivial. Improving error localization would benefit converter testing.

We studied the test suites of the `tf2onnx` and `torch.onnx` converters to understand current testing techniques (§5.4). These suites contain (1) unit tests for individual operators and performance optimizations, and (2) end-to-end differential tests using real models, similar to our methodology for RQ3 (§4.3). However, these tests rely on real models and do not use synthetic model generation. This leaves a gap in the diversity of models presented to converters. The implication of this gap is evidenced by our comparison in §5.4 — our method identified 11 converter defects (§5.3). We therefore recommend that DL model converters integrate synthetic generation into their test suites.

Fuzzing model converters could also improve the relatively simple end-to-end tests in model converter test suites (§6.2), but converter-specific fuzzing tools are lacking. Tools such as NNSmith are designed for the testing of compilers — we found they need to be unnecessarily constrained for the testing of converters (§4.3.1). As guidance, we note that to test DL interoperability software, a fuzzer must satisfy two constraints: the generated input must be a legal converter input (to exercise the system) that produces a legal runtime input (so that differential testing is possible). Fuzzers that consider both constraints would have fewer false positives.

End-to-end testing carries with it the need to assess the outcome: is the converted model acceptable, and how much error is tolerable [41, 62]? Engineers currently use a variety of heuristic tolerances derived from experience (§4.3.1). Theoretical and empirical examination of the expected and acceptable tolerance would benefit DL model converter testing.

6.3 Simplifying DL Model Converter Engineering

OQ4: Is a small stable operator set a viable alternative?

Deep learning frameworks and accelerators continue to evolve, requiring interoperability software such as ONNX to continue to adapt. New kinds of operators mean new failures — our data show that node conversion errors are a common cause of failure (Table 8). The ONNX team is exploring one way to mitigate this class of error through `ONNXScript` [69], a domain-specific language from which conversion code can be automatically generated. Alternatively, we suggest exploring a small stable operator set. This approach differs from ONNX’s in that it would express all higher-order operators as the composition of primitive ones. A similar approach has been applied in other interoperability contexts, e.g., the JVM bytecode [70] and the RISC architecture [71]. This design would introduce a (perhaps formally measurable) conversion error penalty in terms of latency (from non-customized operators) and accuracy (from approximation).

7 THREATS TO VALIDITY

Construct. We mitigated definitional concerns for RQ1-2 by adapting existing taxonomies in our failure analysis. We defined failures consistently with other works (GitHub issues closed with a repair), albeit ignoring other means of failure discovery [72]. In answering RQ3, we conservatively defined failure in terms of clear misbehaviors — when ONNX converter output is incompatible with ONNX runtime, or the model’s behavior changes. This may mask some “Crash” failures in the ONNX converter. In addition, different measures of behavioral difference are possible, such as the L1- or L2- distance. We used the measure recommended by HuggingFace.

Internal. Our failure characterization (RQ1-2) was manual. We mitigated subjectivity via interrater agreement, on a pilot sample and a subsequent tranche during the full analysis (§4.2.2). We tested hypothesis **H2** indirectly, using a frequency analysis of shared sequences in mismatched models rather than directly testing the behavior of those sequences.

External. We examined two DL model converters for one interoperability framework (ONNX). Results may not extend to other model converters or other interoperability contexts, although as a mitigating factor our data suggest that ONNX is by far the most widely used interoperability system for deep learning. For ONNX, our results were similar across the two converters, shedding light on generalizability in two dimensions: the studied converters cover both common modeling approaches (static vs dynamic graphs), and they have two different kinds of owners (framework team vs. ONNX team) (§4.1). With regard to our methodology for Theme 2, a source of bias is that our synthetic models were generated by the NNSmith tool. Other model-generation methods such as MUFFIN, COMET, and LEMON [59–61] might have different effects, mutating seed sets of models (maybe more realistic) rather than generating them entirely at random as NNSmith does.

8 CONCLUSION

DL model converters play a crucial role in providing interoperability between DL frameworks, registries, and runtimes. Understanding the nature of failures in DL model converters enables engineers to make informed decisions when relying on them. We conducted the first failure analysis of DL model converters, considering the PyTorch and TensorFlow converters for the popular ONNX intermediate representation. The most common symptoms of failure are crashes and, perhaps more concerningly, models that misbehave on certain inputs. Of the five stages of a typical model converter, one stage — node conversion — accounts for ~75% of the defects. Real models convert mostly without error, but synthetic models expose erroneous converter behavior. A deductive description of the causes of erroneous converter behavior remains elusive — individual operators are not predictive of failure; sequences of operators may be correlated. Test suites of model converters are weaker than either (1) a large corpus of real models, or (2) synthetic generation of models.

Our findings suggest that in ONNX, engineers can rely on model converters but should validate the result for behavioral consistency. Through a mix of positive and negative results, we exposed several directions for further improvement of DL model converters.

9 ACKNOWLEDGEMENTS

This work is supported by Cisco, Google, and by NSF #2107020, #2107230, #1813935, and #2104319. We are grateful to Purdue’s PurPL center.

REFERENCES

- [1] S. Grigorescu, B. Trasnea, T. Cocias, and G. Macesanu, "A survey of deep learning techniques for autonomous driving," *Journal of Field Robotics*, vol. 37, no. 3, p. 362–386, 2020.
- [2] M. Kim, J. Yun, Y. Cho, K. Shin, R. Jang, H.-j. Bae, and N. Kim, "Deep learning in medical imaging," *Neurospine*, vol. 16, p. 657–668, Dec 2019.
- [3] S. Amershi, A. Begel, C. Bird, R. DeLine, and H. Gall, "Software Engineering for Machine Learning: A Case Study," in *International Conference on Software Engineering: Software Engineering in Practice (ICSE-SEIP)*, 2019.
- [4] X. Han, Z. Zhang, N. Ding, Y. Gu, X. Liu, Y. Huo, J. Qiu, Y. Yao, A. Zhang, L. Zhang, W. Han, M. Huang, Q. Jin, Y. Lan, Y. Liu, Z. Liu, Z. Lu, X. Qiu, R. Song, J. Tang, J.-R. Wen, J. Yuan, W. X. Zhao, and J. Zhu, "Pre-trained models: Past, present and future," *AI Open*, vol. 2, pp. 225–250, 2021.
- [5] W. Jiang, N. Synovic, M. Hyatt, T. R. Schorlemmer, R. Sethi, Y.-H. Lu, G. K. Thiruvathukal, and J. C. Davis, "An Empirical Study of Pre-Trained Model Reuse in the Hugging Face Deep Learning Model Registry," in *International Conference on Software Engineering (ICSE)*, 2023.
- [6] W. Jiang, V. Banna, N. Vivek, A. Goel, N. Synovic, G. K. Thiruvathukal, and J. C. Davis, "Challenges and practices of deep learning model reengineering: A case study on computer vision," Aug 2023. arXiv:2303.07476 [cs].
- [7] A. Paszke, S. Gross, F. Massa, A. Lerer, J. Bradbury, G. Chanan, T. Killeen, Z. Lin, N. Gimselshein, L. Antiga, *et al.*, "Pytorch: An imperative style, high-performance deep learning library," *Advances in neural information processing systems*, vol. 32, 2019.
- [8] H. Face, "Hugging Face – The AI community building the future." <https://huggingface.co/>, 2021.
- [9] T. Chen, T. Moreau, Z. Jiang, L. Zheng, E. Yan, M. Cowan, H. Shen, L. Wang, Y. Hu, L. Ceze, *et al.*, "Tvm: An automated end-to-end optimizing compiler for deep learning," *arXiv preprint arXiv:1802.04799*, 2018.
- [10] M. Openja, A. Nikanjam, A. H. Yahmed, F. Khomh, Z. Ming, and Jiang, "An Empirical Study of Challenges in Converting Deep Learning Models," *IEEE Transactions on Software Engineering*, June 2022.
- [11] J. Chen, Y. Liang, Q. Shen, and J. Jiang, "Toward Understanding Deep Learning Framework Bugs," Mar. 2022.
- [12] G. Long and T. Chen, "On reporting performance and accuracy bugs for deep learning frameworks: An exploratory study from github," *IEEE Transactions on Software Engineering*, Apr 2022.
- [13] M. J. Islam, G. Nguyen, R. Pan, and H. Rajan, "A comprehensive study on deep learning bug characteristics," in *Proceedings of the 2019 27th ACM Joint Meeting on European Software Engineering Conference and Symposium on the Foundations of Software Engineering*, pp. 510–520, 2019.
- [14] H. V. Pham, S. Qian, J. Wang, T. Lutellier, J. Rosenthal, L. Tan, Y. Yu, and N. Nagappan, "Problems and Opportunities in Training Deep Learning Software Systems: An Analysis of Variance," in *International Conference on Automated Software Engineering (ASE)*, pp. 771–783, 2020.
- [15] X. Tan, K. Gao, M. Zhou, and L. Zhang, "An exploratory study of deep learning supply chain," in *International Conference on Software Engineering (ICSE)*, (Pittsburgh Pennsylvania), 2022.
- [16] W. Jiang, N. Synovic, and R. Sethi, "An Empirical Study of Artifacts and Security Risks in the Pre-trained Model Supply Chain," *Proceedings of the 2022 ACM Workshop on Software Supply Chain Offensive Research and Ecosystem Defenses (SCORED '22)*, p. 10, 2022.
- [17] W. Jiang, N. Synovic, M. Hyatt, T. R. Schorlemmer, R. Sethi, Y.-H. Lu, G. K. Thiruvathukal, and J. C. Davis, "An empirical study of pre-trained model reuse in the hugging face deep learning model registry," in *Proceedings of the 45th International Conference on Software Engineering (ICSE'23)*, 2023.
- [18] D. Montes, P. Peerapatanapokin, J. Schultz, C. Guo, W. Jiang, and J. C. Davis, "Discrepancies among pre-trained deep neural networks: a new threat to model zoo reliability," in *Proceedings of the 30th ACM Joint European Software Engineering Conference and Symposium on the Foundations of Software Engineering, ESEC/FSE 2022*, (New York, NY, USA), pp. 1605–1609, Association for Computing Machinery, Nov. 2022.
- [19] Q. Shen, H. Ma, J. Chen, Y. Tian, S.-C. Cheung, and X. Chen, "A comprehensive study of deep learning compiler bugs," in *Proceedings of the 29th ACM Joint Meeting on European Software Engineering Conference and Symposium on the Foundations of Software Engineering*, (Athens Greece), pp. 968–980, ACM, Aug. 2021.
- [20] Q. Guo, S. Chen, X. Xie, L. Ma, Q. Hu, H. Liu, Y. Liu, J. Zhao, and X. Li, "An empirical study towards characterizing deep learning development and deployment across different frameworks and platforms," in *IEEE/ACM International Conference on Automated Software Engineering (ASE)*, pp. 810–822, IEEE, 2019.
- [21] "ISO/IEC/IEEE International Standard - Systems and software engineering–Vocabulary," *ISO/IEC/IEEE 24765:2017(E)*, pp. 1–541, 2017.
- [22] P. H. D. Valle, L. Garcés, and E. Y. Nakagawa, "A typology of architectural strategies for interoperability," in *Proceedings of the XIII Brazilian Symposium on Software Components, Architectures, and Reuse - SBCARS '19*, (Salvador, Brazil), p. 3–12, ACM Press, 2019.
- [23] G. Wiederhold, "Mediation in information systems," *ACM CSUR*, vol. 27, p. 265–267, Jun 1995.
- [24] E. Gamma, R. Johnson, R. Helm, R. E. Johnson, and J. Vlissides, *Design patterns: elements of reusable object-oriented software*. Pearson Deutschland GmbH, 1995.
- [25] P. Wegner, "Interoperability," *ACM CSUR*, vol. 28, p. 285–287, Mar 1996.
- [26] "ONNX | Home." <https://onnx.ai/>, 2019.
- [27] Y. Liu, C. Chen, R. Zhang, T. Qin, X. Ji, H. Lin, and M. Yang, "Enhancing the interoperability between deep learning frameworks by model conversion," in *Proceedings of the 28th ACM Joint Meeting on ESEC/FSE*, (Virtual Event USA), p. 1320–1330, ACM, Nov 2020.
- [28] M. Li, Y. Liu, X. Liu, Q. Sun, X. You, H. Yang, Z. Luan, L. Gan, G. Yang, and D. Qian, "The deep learning compiler: A comprehensive survey," *IEEE Transactions on Parallel and Distributed Systems*, vol. 32, no. 3, pp. 708–727, 2020.
- [29] L. S. Vailshery, "Most used libraries and frameworks among developers, worldwide, as of 2022." <https://www.statista.com/statistics/793840/worldwide-developer-survey-most-used-frameworks/>, 2022.

- [30] “TensorRT Developer Documentation.” <https://docs.nvidia.com/deeplearning/tensorrt/developer-guide/index.html#overview>.
- [31] OpenVINO, “Openvino documentation.” <https://docs.openvino.ai/latest/home.html>, 2021.
- [32] H. Petroski, *Design paradigms: Case histories of error and judgment in engineering*. Cambridge University Press, 1994.
- [33] D. Anandayuvraj and J. C. Davis, “Reflecting on Recurring Failures in IoT Development,” in *Automated Software Engineering: New Ideas and Emerging Results (ASE-NIER)*, 2022.
- [34] L. Tan, C. Liu, Z. Li, X. Wang, Y. Zhou, and C. Zhai, “Bug characteristics in open source software,” *Empirical Software Engineering*, vol. 19, pp. 1665–1705, Dec. 2014.
- [35] P. Amusuo, A. Sharma, S. R. Rao, A. Vincent, and J. C. Davis, “Reflections on software failure analysis,” in *ACM Joint European Software Engineering Conference and Symposium on the Foundations of Software Engineering — Ideas, Visions, and Reflections track (ESEC/FSE-IVR)*, 2022.
- [36] M. Injadat, A. Moubayed, A. B. Nassif, and A. Shami, “Machine learning towards intelligent systems: applications, challenges, and opportunities,” *Artificial Intelligence Review*, 2021.
- [37] Z. Wang, K. Liu, J. Li, Y. Zhu, and Y. Zhang, “Various Frameworks and Libraries of Machine Learning and Deep Learning: A Survey,” *Archives of Computational Methods in Engineering*, Feb. 2019.
- [38] Y. Zhang, Y. Chen, S.-C. Cheung, Y. Xiong, and L. Zhang, “An empirical study on TensorFlow program bugs,” in *Proceedings of the 27th ACM SIGSOFT International Symposium on Software Testing and Analysis*, (Amsterdam Netherlands), pp. 129–140, ACM, July 2018.
- [39] T. Zhang, C. Gao, L. Ma, M. Lyu, and M. Kim, “An Empirical Study of Common Challenges in Developing Deep Learning Applications,” in *International Symposium on Software Reliability Engineering (ISSRE)*, 2019.
- [40] R. Zhang, W. Xiao, H. Zhang, Y. Liu, H. Lin, and M. Yang, “An empirical study on program failures of deep learning jobs,” in *Proceedings of the ACM/IEEE 42nd International Conference on Software Engineering*, (Seoul South Korea), pp. 1159–1170, ACM, June 2020.
- [41] W. Jiang, V. Banna, N. Vivek, A. Goel, N. Synovic, G. K. Thiruvathukal, and J. C. Davis, “Challenges and practices of deep learning model reengineering: A case study on computer vision,” *arXiv*, 2023. <https://arxiv.org/abs/2303.07476>.
- [42] J. Liu, J. Lin, F. Ruffy, C. Tan, J. Li, A. Panda, and L. Zhang, “Nnsmith: Generating diverse and valid test cases for deep learning compilers,” in *Proceedings of the 28th ACM International Conference on Architectural Support for Programming Languages and Operating Systems, Volume 2*, pp. 530–543, 2023.
- [43] D. Xiao, Z. Liu, Y. Yuan, Q. Pang, and S. Wang, “Metamorphic testing of deep learning compilers,” *Proceedings of the ACM on Measurement and Analysis of Computing Systems*, vol. 6, p. 1–28, Feb 2022.
- [44] Y. Liu, C. Chen, R. Zhang, T. Qin, X. Ji, H. Lin, and M. Yang, “Enhancing the interoperability between deep learning frameworks by model conversion,” in *European Software Engineering Conference/Foundations of Software Engineering (ESEC/FSE)*, 2020.
- [45] “Neural network exchange format (nnf).” <https://www.khronos.org/nnf/>, 2019.
- [46] ONNX, “Open Neural Network Exchange Intermediate Representation (ONNX IR) Specification .” <https://github.com/onnx/onnx/blob/ee7d2cdfa34b8b3c7e0b68b70daf72aaa48c23ac/docs/IR.md>, Dec 2022.
- [47] A. Shridhar, P. Tomson, and M. Innes, “Interoperating deep learning models with onnx. jl,” in *Proceedings of the JuliaCon Conferences*, vol. 1, p. 59, 2020.
- [48] “Protocol buffers documentation,” *Protocol Buffers Documentation*.
- [49] vbogach, “[onnx] scripted reshape incorrect if shape is dynamically calculated.” <https://github.com/pytorch/pytorch/issues/78721>, 2022.
- [50] YsYusaito, “Inference result is different between pytorch and onnx model.” <https://github.com/pytorch/pytorch/issues/74732>, 2022.
- [51] J. C. Davis, L. G. Michael IV, C. A. Coghlan, F. Servant, and D. Lee, “Why aren’t regular expressions a lingua franca? an empirical study on the re-use and portability of regular expressions,” in *Proceedings of the 2019 27th ACM Joint Meeting on ESEC/FSE*, (Tallinn Estonia), p. 443–454, ACM, Aug 2019.
- [52] M. Hattori, S. Sawada, S. Hamaji, M. Sakai, and S. Shimizu, “Semi-static type, shape, and symbolic shape inference for dynamic computation graphs,” in *Proceedings of the 4th ACM SIGPLAN International Workshop on Machine Learning and Programming Languages*, pp. 11–19, 2020.
- [53] A. G. Baydin, B. A. Pearlmutter, A. A. Radul, and J. M. Siskind, “Automatic differentiation in machine learning: a survey,” *Journal of machine learning research*, vol. 18, no. 1, pp. 5595–5637, 2018.
- [54] PyTorch, “Pytorch.” <https://github.com/pytorch/pytorch>. Accessed on 29/09/2023.
- [55] “tf2onnx.” <https://github.com/onnx/tensorflow-onnx>, Feb 2023.
- [56] J. Cohen, “A coefficient of agreement for nominal scales,” *Educational and psychological measurement*, vol. 20, no. 1, pp. 37–46, 1960.
- [57] M. L. McHugh, “Interrater reliability: the kappa statistic,” *Biochemia medica*, vol. 22, no. 3, pp. 276–282, 2012.
- [58] W. M. McKeeman, “Differential Testing for Software,” vol. 10, no. 1, p. 8, 1998.
- [59] J. Gu, X. Luo, Y. Zhou, and X. Wang, “Muffin: testing deep learning libraries via neural architecture fuzzing,” in *Proceedings of the 44th International Conference on Software Engineering, ICSE ’22*, (New York, NY, USA), p. 1418–1430, Association for Computing Machinery, July 2022.
- [60] M. Li, J. Cao, Y. Tian, T. O. Li, M. Wen*, and S.-C. Cheung*, “Comet: Coverage-guided model generation for deep learning library testing,” *ACM Transactions on Software Engineering and Methodology*, Feb. 2023. Just Accepted.
- [61] Z. Wang, M. Yan, J. Chen, S. Liu, and D. Zhang, “Deep learning library testing via effective model generation,” in *Proceedings of the 28th ACM Joint Meeting on European Software Engineering Conference and Symposium on the Foundations of Software Engineering, ESEC/FSE 2020*, (New York, NY, USA), p. 788–799, Association for Computing Machinery, Nov. 2020.
- [62] H. Face, “Export to onnx.” <https://huggingface.co/docs/transformers/serialization#validating-the-model-outputs>, 2023.
- [63] T. H. Cormen, C. E. Leiserson, R. L. Rivest, and C. Stein, *Introduction to algorithms*. MIT press, 2022.

- [64] josephrocca, “[wasm runtime] could not find an implementation for argmax(12) node with name ‘argmax_1382’.” <https://github.com/microsoft/onnxruntime/issues/9760>, 2021.
- [65] BowenBao, “[localfunction] shape mismatch attempting to re-use buffer.” <https://github.com/microsoft/onnxruntime/issues/17061>, 2023.
- [66] rafaelagrc, “Incompatible dimensions for matrix multiplication error in starnet model when doing inference session.” <https://github.com/microsoft/onnxruntime/issues/11846>, 2022.
- [67] fatcat z, “Resize op can’t work well under cubic mode with ort 1.12.” <https://github.com/microsoft/onnxruntime/issues/12302>, 2022.
- [68] 12sf12, “Name: ‘matmul_32007’ status message: matmul_helper.h:61 compute matmul dimension mismatch.” <https://github.com/microsoft/onnxruntime/issues/12594>, 2022.
- [69] Chu, “Introducing onnx script: Authoring onnx with the ease of python.” <https://cloudblogs.microsoft.com/opensource/2023/08/01/introducing-onnx-script-authoring-onnx-with-the-ease-of-python/>, Aug. 2023.
- [70] T. Lindholm, F. Yellin, G. Bracha, and A. Buckley, *The Java virtual machine specification*. Pearson Education, 2014.
- [71] D. A. Patterson and J. L. Hennessy, *Computer organization and design ARM edition: the hardware software interface*. Morgan kaufmann, 2016.
- [72] J. Aranda and G. Venolia, “The secret life of bugs: Going past the errors and omissions in software repositories,” in *International Conference on Software Engineering (ICSE)*, 2009.