

Universality in relaxation of spin helices under the XXZ - spin chain dynamics

Vladislav Popkov,^{1,2} Marko Žnidarič,¹ and Xin Zhang³

¹*Faculty of Mathematics and Physics, University of Ljubljana, Jadranska 19, SI-1000 Ljubljana, Slovenia*

²*Department of Physics, University of Wuppertal, Gausstraße 20, 42119 Wuppertal, Germany*

³*Beijing National Laboratory for Condensed Matter Physics, Institute of Physics, Chinese Academy of Sciences, Beijing 100190, China*

We describe dynamics of transverse spin-helix state (SHS) – a product state with spatially rotating magnetization – under anisotropic Heisenberg spin chain evolution. Due to experimental relevance we especially focus on magnetization dynamics. At long times the $U(1)$ symmetry of the Hamiltonian is restored, leading to the decay of transverse magnetization, which can be described as an exponential decay of a spatially harmonic profile. We show that the dependence of the short and intermediate-time decay timescale, which in principle depends on all different parameters, like the wavevector of the initial helix, the anisotropy, etc., can be described well by a single scaling function. We also briefly discuss the evolution of magnetization current.

New experimental techniques allow to create novel quantum states with unusual properties. Among them, helices in Heisenberg magnets with a uniaxial anisotropy were produced and manipulated in cold atom experiments [1–4]. Simplicity of creation and chiral properties of the quantum helices, their nontrivial topology and large magnetization current makes quantum helices attractive for potential applications in spintronics and quantum computing. With the aid of $2D$ helices one finds nonequilibrium universality features [5]. Using helicity degrees of freedom as qubits was recently discussed in [6]. Stability of $1D$ helix states to external noise can exceed the stability of the ground states as was argued in [7]. The helices can be prepared from most simple initial “vacuum”-like states by application of resonant fields [8] or by an adiabatic rotation [9]. Due to simple structure, helices can be also maintained by dissipation, namely they become dark states under properly chosen local dissipative protocol, affecting only boundary spins [10, 11]. Finally, $1D$ helices have a nontrivial content in terms of quasiparticles: in the Bethe Ansatz framework, helices are formed by exotic quasiparticles carrying zero energy and finite momentum, the so-called phantom Bethe excitations [12].

Our purpose is to set up a general theoretical framework for a problem, addressed in a beautiful experiment [2, 4]. The problem is to describe the time evolution of helices with arbitrary wavevector under a XXZ spin $\frac{1}{2}$ coherent dynamics characterized by z -axis anisotropy Δ . Note that unlike the helices with modulation in XZ -plane, discussed in [3, 13, 14] we treat the transverse helices with modulation in XY -plane: these two helix types behave completely differently under the XXZ dynamics; in particular, transverse helices can be long-lived quantum states [2, 15]. Central object of interest in experimental studies [2, 4] is a decay rate of transverse helix amplitude which is calculated from raw data using some ad-hoc or phenomenological fit function. Here we show that the problem exhibits scaling features leading to universal behaviour of the decay rate. More specifically, we show that the rate of change of the transverse amplitude $\gamma(Q, \Delta)$ of a helix with wavevector Q under the XXZ dynamics with anisotropy Δ exhibits self-similar scaling

$$\frac{\gamma(Q, \Delta)}{\cos Q} = \gamma\left(0, \frac{\Delta}{\cos Q}\right), \quad (1)$$

valid for short time and intermediate time window. Range of validity of (1) depends on system parameters. For $\Delta = 0$ (non-interacting fermions) the scaling (1) is exact, and moreover, we find multipoint correlations to satisfy their own scaling relations. For other regimes, we supply arguments that (1) holds at least up to times where the transverse SHS amplitude drops by a factor of 2, which is the most experimentally relevant time window. Note that the decay rate γ always depends on time via its definition. Here we accept a definition (37) based on a threshold, in order to make direct comparison with experiment [2].

In the following, we set up the problem and derive conceptually important properties and symmetries. We find that two real functions (the amplitude and the phase) fully describe the temporal dynamics of one-point correlations, and investigate these functions numerically and analytically. In the free fermion case we find remarkable scaling properties for all equal time observables. Then we treat general XXZ case, and derive the scaling relation (1) leading to data collapse of experimentally accessible quantity, a half-amplitude decay rate. We compare our findings with existing experimental data. At the end we discuss the evolution of the magnetization current and give verifiable quantitative predictions.

I. SETUP OF THE PROBLEM

We are interested in the temporal evolution of a 1D spin helix state (SHS)

$$|\Psi_{Q,\theta,\varphi}\rangle = \bigotimes_{n=0}^{N-1} \begin{pmatrix} e^{-i\frac{Qn+\varphi}{2}} \cos \frac{\theta}{2} \\ e^{i\frac{Qn+\varphi}{2}} \sin \frac{\theta}{2} \end{pmatrix} \quad (2)$$

$$QN = 0 \pmod{2\pi}, \quad (3)$$

describing a helix spiral with period $2\pi/Q$ in lattice units, constant polar angle $0 \leq \theta \leq \pi$, and phase φ . In the following we shall also use a shorthand notation $|\Psi_Q\rangle \equiv |\Psi_{Q,\theta,\varphi}\rangle$ and especially, for a spatially homogeneous version of SHS ($Q = 0$), we shall use $|\Psi_0\rangle$,

$$|\Psi_0\rangle = \left(e^{-i\frac{\varphi}{2}} \cos \frac{\theta}{2} \right)^{\otimes N} \cdot \left(e^{i\frac{\varphi}{2}} \sin \frac{\theta}{2} \right)^{\otimes N}.$$

Chiral and homogeneous SHS are related $|\Psi_Q\rangle = U_Q |\Psi_0\rangle$ via simple transform U_Q given in (10). The SHS (2) evolves via coherent quantum dynamics described by the XXZ Hamiltonian with periodic boundary conditions

$$H = \sum_{n=0}^{N-1} h_{n,n+1}, \quad N+n \equiv n, \quad (4)$$

$$h_{n,n+1} = \sigma_n^x \sigma_{n+1}^x + \sigma_n^y \sigma_{n+1}^y + \Delta (\sigma_n^z \sigma_{n+1}^z - I).$$

with z -axis exchange anisotropy Δ . Eq.(3) provides commensurability of a SHS in a periodic system. The time evolution $e^{-iHt} |\Psi_{Q,\theta,\varphi}\rangle$ is characterized by expectation values for observables, denoted as

$$\langle A(H,t) \rangle_Q \equiv \langle \Psi_{Q,\theta,\varphi} | e^{iHt} A e^{-iHt} | \Psi_{Q,\theta,\varphi} \rangle, \quad (5)$$

(explicit dependence on θ, φ is omitted at the LHS of (5) for brevity), where A is the operator of an observable. Further on, we also omit unnecessary variables in $\langle A(H,t) \rangle_Q$ and $|\Psi_{Q,\theta,\varphi}\rangle$ whenever it will not lead to misunderstanding (omitted variable is the same for all terms in an equality).

Particularity of the state (2) is its chirality, characterized by integer $QN/(2\pi)$, the winding number in the clockwise direction, and current of z -magnetization

$$\langle j^z(t=0) \rangle = 2 \sin^2 \theta \sin Q, \quad j^z = 2(\sigma_n^x \sigma_{n+1}^y - \sigma_n^y \sigma_{n+1}^x). \quad (6)$$

In addition, for $\cos Q = \Delta$, SHS (2) is an eigenvector of $H|_{\Delta=\cos Q}$ with eigenvalue 0 [12, 16], so the time evolution (5) can be viewed as a result of a quench from $H|_{\Delta=\cos Q}$ to H with arbitrary anisotropy at time $t = 0$. Finally, SHS can be prepared in experiments by manipulating homogeneously polarized equidistantly separated qubits with a magnetic field gradient [2].

Under standard assumptions, see Appendix A for details, one can assume that a $U(1)$ -invariant operator like H on an infinite lattice will impose $U(1)$ symmetry on any its subsystem of finite size asymptotically in time, leading, specifically, to decay of transversal magnetization:

$$\lim_{t \rightarrow \infty} \lim_{N \rightarrow \infty} \langle \sigma_n^\pm(t) \rangle = 0, \quad \forall n \quad (7)$$

where $\sigma_n^\pm = \frac{1}{2}(\sigma_n^x \pm i\sigma_n^y)$.

II. GENERAL PROPERTIES OF SHS OBSERVABLES UNDER XXZ EVOLUTION

Property I. Relation between spatially shifted observables.

Let A_n and A_{n+1} be the same operator, shifted by one site (the operator itself can act on arbitrary number of sites). Then,

$$\begin{aligned} \langle A_{n+1} \rangle &= \langle V_Q^\dagger A_n V_Q \rangle, \\ V_Q &= \bigotimes_n e^{-i\frac{Q}{2} \sigma_n^z}. \end{aligned} \quad (8)$$

For a proof, denote by T an operator of a shift by one lattice site to the right. Obviously, $[T, H] = [V_Q, H] = 0$. Using easily verifiable relation

$$T |\Psi_Q\rangle = V_Q |\Psi_Q\rangle,$$

we obtain

$$\begin{aligned} \langle A_{n+1}(t) \rangle &= \langle \Psi_Q | T^\dagger e^{iHt} A_n e^{-iHt} T |\Psi_Q\rangle \\ &= \langle \Psi_Q | V_Q^\dagger e^{iHt} A_n e^{-iHt} V_Q |\Psi_Q\rangle \\ &= \langle \Psi_Q | e^{iHt} V_Q^\dagger A_n V_Q e^{-iHt} |\Psi_Q\rangle, \end{aligned}$$

i.e. (8). Iterating (8) k times we get $\langle A_{n+k} \rangle = \langle (V_Q^{-k} A_n V_Q^k) \rangle$ for an expectation value of an operator shifted by k lattice units.

Property II– scaling relation. Relation between expectations calculated with homogeneous state $|\Psi_0\rangle$ and with chiral state $|\Psi_Q\rangle$.

Let A be an arbitrary operator and let Q satisfy (3). Then,

$$\langle A(H, t) \rangle_Q = \langle A'(H', t) \rangle_0, \quad (9)$$

where

$$A' = U_Q^\dagger A U_Q, \quad U_Q = e^{-i\frac{Q}{2} \sum_{n=0}^{N-1} n \sigma_n^z}, \quad (10)$$

$$H' = \cos Q \sum_{n=1}^N \left(\sigma_n^x \sigma_{n+1}^x + \sigma_n^y \sigma_{n+1}^y + \frac{\Delta}{\cos Q} \sigma_n^z \sigma_{n+1}^z \right) + \frac{\sin Q}{2} J, \quad (11)$$

$$J = 2 \sum_n (\sigma_n^x \sigma_{n+1}^y - \sigma_n^y \sigma_{n+1}^x). \quad (12)$$

For a proof, note that $|\Psi_Q\rangle = U_Q |\Psi_0\rangle$. Inserting unity $U_Q^\dagger U_Q = I$ in proper places, we obtain

$$\langle A(H, t) \rangle_Q = \langle \Psi_0 | e^{iH't} A' e^{-iH't} |\Psi_0\rangle = \langle A'(H', t) \rangle_0, \quad \text{where } X' = U_Q^\dagger X U_Q.$$

Each term $\sigma_n^\alpha \sigma_{n+1}^\alpha$ in H becomes $(\sigma_n^\alpha)' (\sigma_{n+1}^\alpha)'$ after the U_Q transformation. To simplify further, we use easily verifiable relations

$$(\sigma_n^x)' = \cos(nQ) \sigma_n^x - \sin(nQ) \sigma_n^y, \quad (13)$$

$$(\sigma_n^y)' = \cos(nQ) \sigma_n^y + \sin(nQ) \sigma_n^x, \quad (14)$$

$$(\sigma_n^z)' = \sigma_n^z. \quad (15)$$

Inserting the above into H' and using trigonometric identities we get (11).

In the thermodynamic limit $N \rightarrow \infty$, Q is arbitrary. Then, (9) allows to reduce a problem of SHS evolution with arbitrary wavelength Q to evolution of a homogeneous state $Q = 0$, under the transformed Hamiltonian H' , containing an additional Dzyaloshinskii-Moriya term [17, 18], proportional to the total current of magnetization J (12).

In the following, we apply the Properties I,II to study one-point observables, i.e. spin helix magnetization profile, and selected two-point observable, the current of magnetization.

III. DECAY OF TRASVERSAL SHS COMPONENTS

The magnetization profile of SHS (2) at $t = 0$ is harmonic in space,

$$\frac{\langle \sigma_n^x(0) \rangle}{\sin \theta} = \cos(Qn + \varphi), \quad (16)$$

$$\frac{\langle \sigma_n^y(0) \rangle}{\sin \theta} = \sin(Qn + \varphi), \quad (17)$$

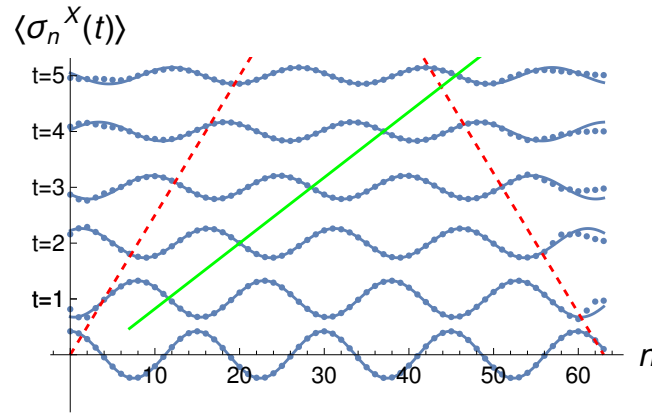


FIG. 1. Decaying travelling wave: x -component of the magnetization profile at equal time intervals versus site number, for $\theta = \pi/5, Q = 0.42, \Delta = 0$. Magnetization profiles at different times $t = 0, 1, \dots, 5$ are shown with additional offsets for better visibility. Points are tDMRG numerics for a chain with 64 sites and open boundary conditions, while interpolating harmonic curves are given by Eq. (20). Open boundary conditions generate perturbations at the edges, propagating in the bulk with the velocity $v_{prop} \approx 4$ per unit time (red dashed lines). Green line shows the location of the constant phase, and is given by $n = vt + a$ where $v \approx 8.5$ per unit time.

where θ is the polar angle and φ is the overall phase shift. Applying (8) with $A_n = \sigma_n^\alpha$ and using $e^{i\frac{Q}{2}\sigma^z} \sigma^\pm e^{-i\frac{Q}{2}\sigma^z} = e^{\pm iQ} \sigma^\pm$, and $e^{i\frac{Q}{2}\sigma^z} \sigma^z e^{-i\frac{Q}{2}\sigma^z} = \sigma^z$, we obtain

$$\langle \sigma_{n+1}^\pm(t) \rangle = e^{\pm iQ} \langle \sigma_n^\pm(t) \rangle, \quad (18)$$

$$\langle \sigma_{n+1}^z(t) \rangle = \langle \sigma_n^z(t) \rangle. \quad (19)$$

Eq. (18) entails that the magnetization profile of SHS stays strictly harmonic in space at all times t , see Fig. 1 for an illustration, and can therefore be described via a rescaled amplitude $S_N(t) \equiv S_N(Q, \theta, \Delta, t)$ and a phase shift $\phi(t) \equiv \phi(Q, \theta, \Delta, t)$, as

$$\frac{\langle \sigma_n^x(t) \rangle}{\sin \theta} = S_N(t) \cos(Qn + \varphi - \phi(t)), \quad (20)$$

$$\frac{\langle \sigma_n^y(t) \rangle}{\sin \theta} = S_N(t) \sin(Qn + \varphi - \phi(t)), \quad (21)$$

$$\langle \sigma_n^z(t) \rangle = \cos \theta, \quad (22)$$

$$S_N(0) = 1, \quad \phi(0) = 0.$$

Here, Eq. (22) follows from (19) and the fact that the XXZ dynamics conserves total z -magnetization.

Both the S_N and ϕ depend not only on time and system size N but also on Q, θ, Δ , while there is no dependence on the overall phase φ for obvious physical reasons. $S_N(t)$ and $\phi(t)$ satisfy relations

$$S_N(t) = S_N(-t), \quad \phi(t) = -\phi(-t), \quad (23)$$

$$S_N(Q, \theta) = S_N(-Q, \theta) = S_N(Q, \pi - \theta),$$

$$S_N(Q, \Delta) = S_N(\pi - Q, -\Delta), \text{ for even } N,$$

$$\phi(\pi - \theta) = -\phi(\theta) \quad (24)$$

$$\phi(Q) = \phi(-Q),$$

(omitted parameters are the same on both sides), imposed by symmetries of the Hamiltonian and the SHS, see Appendix B. In particular it follows from (24) that

$$\phi(\theta, t)|_{\theta=\pi/2} = 0, \quad (25)$$

i.e. decay of the fully transversal SHS (the SHS with polarization lying in the XY -plane) is described by just one function $S_N(t)$ in (20), (21). For $\theta \neq \pi/2$, and $|\Delta| < 1$, $\phi(t)$ quickly converges to $\phi(t) = vt$, which allows to view the magnetization profile as a travelling wave, see green line in Fig. 1. Further details about the phase are given in sec. VII. Note that the amplitude $S_N(t)$ can be easily measured experimentally while the phase is usually unknown.

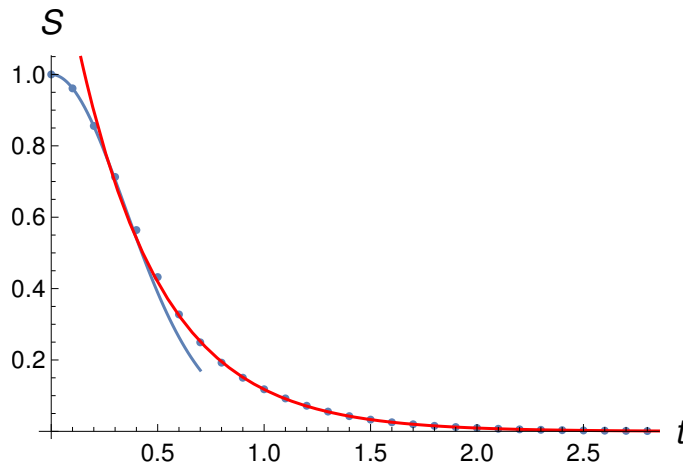


FIG. 2. Decay of the amplitude $S(t)$ for homogeneous initial state $|\Psi_0\rangle$, with $\theta = \pi/2$ under XX dynamics ($\Delta = 0$). Points stem from exact formula (28) for $N = 22$ sites. Interpolating red curve is given by $1.49 e^{-2.54t}$. Interpolating blue curve is given by renormalized symmetric α -stable Lévy distribution [19] with $\alpha = 1.8$.

We obtained explicit analytic form of $S_N(t)$ in several cases: for $|\Delta| \rightarrow \infty$, see (36), for $\theta \rightarrow 0$ (see Appendix D), and for free fermion case $\Delta = 0$, via an explicit determinantal representation (28).

Further, we are interested in thermodynamic limit $S_N(t)|_{N \rightarrow \infty} \rightarrow S(t)$, since it is an experimentally measurable quantity [2]. From Eq. (7) we expect the asymptotic decay of $S(t) \rightarrow 0$ at large times for any choice of parameters, apart from the case when the SHS is an eigenstate of H , i.e. for $\cos Q = \Delta$. We can determine early time behaviour of $S(t)$ or any other observable via exact Taylor expansion, see (34), (39).

To obtain the observables at intermediate times $t = O(1)$ we use tDMRG calculations, see Appendix G. The raw tDMRG data are illustrated in Fig. 1. We use the central area near the middle site $n = N/2$ for all measurements, in order to avoid an influence of the borders. The data thus obtained effectively coincide with those from an infinite system.

The case $\Delta = 0$ is special and deserves separate discussion.

IV. XX CASE. SCALING FORM OF CORRELATIONS FOR DIFFERENT SHS WAVELENGTHS

For free fermion case $H \equiv H_{XX} = \sum_n (\sigma_n^x \sigma_{n+1}^x + \sigma_n^y \sigma_{n+1}^y)$, the total magnetization current J from (12) is a constant of motion: $[H_{XX}, J] = 0$. This renders the Dzyaloshinskii-Moriya term containing J in (11) irrelevant, if the initial state is an eigenstate of J . Indeed, in our case one can obtain $J|\Psi_0\rangle = 0$ (no gradient, no current), resulting in $e^{-iH_{XX}t}|\Psi_0\rangle = e^{-iH_{XX}t \cos Q}|\Psi_0\rangle$. Consequently, for $H \equiv H_{XX}$ the scaling property (9) simplifies as

$$\langle A(H_{XX}, t) \rangle_Q = \langle A'(H_{XX}, t \cos Q) \rangle_0. \quad (26)$$

An immediate consequence of (26) is a scaling relation for the SHS amplitude

$$S_N(Q, t) = S_N(0, t \cos Q), \quad (27)$$

i.e. the curves $S_N(t)$ for different Q differ just by rescaling of time! Note that (27) is valid for any finite N , provided commensurability of Q (3).

For even N and $\Delta = 0$, one finds [20] explicit expressions of $S_N(t)$ for $\theta = \pi/2$ and $Q = 0$:

$$S_N(t) = \frac{1}{N^N} \sum_{\mathbf{p}, \mathbf{q}} \cos(E_{\mathbf{p}, \mathbf{q}} t) \det G(\mathbf{p}) \det G(-\mathbf{q}) \det F(\mathbf{p}, \mathbf{q}), \quad (28)$$

$$F_{nm}(\mathbf{p}, \mathbf{q}) = \frac{1}{e^{i(p_m - q_n)} - 1}, \quad n, m = 1, 2, \dots, N/2,$$

$$G_{nm}(\mathbf{p}) = e^{2inp_m} (1 + e^{-ip_m}),$$

$$E_{\mathbf{p}, \mathbf{q}} = 4 \sum_{j=1}^{N/2} (\cos p_j - \cos q_j).$$

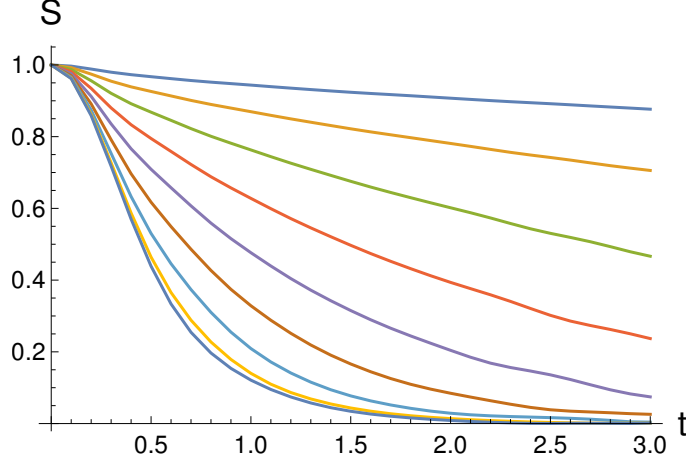


FIG. 3. Decay in time of the rescaled amplitude $S(t)$ of homogeneous SHS $|\Psi_0\rangle$, obtained from the tDMRG calculations for $N = 64, \Delta = 0$ and different θ . Curves from top to bottom correspond to increasing θ values of $\theta/\pi = 0.1, 0.15, 0.2, \dots, 0.5$.

where F, G are $\frac{N}{2} \times \frac{N}{2}$ matrices and $\mathbf{p} \equiv \{p_1, p_2, \dots, p_{N/2}\}$, $\mathbf{q} \equiv \{q_1, q_2, \dots, q_{N/2}\}$, with p_k, q_k all different and satisfying $e^{ip_k N} = 1$, $e^{iq_k N} = -1$, see [20] for details. For $N = 4, 6$ (28) gives

$$S_4(t) = \frac{1}{8} \left(2 \cos(4t) + (3 + 2\sqrt{2}) \cos(4(\sqrt{2} - 1)t) + (3 - 2\sqrt{2}) \cos(4(1 + \sqrt{2})t) \right)$$

$$S_6(t) = \frac{1}{96} \left(8 \cos(4t) + 2 \cos(8t) + 4 \cos(4\sqrt{3}t) + (26 + 15\sqrt{3}) \cos(4(\sqrt{3} - 2)t) + \right.$$

$$\left. + 2(7 + 4\sqrt{3}) \cos(4(\sqrt{3} - 1)t) + 2(7 - 4\sqrt{3}) \cos(4(1 + \sqrt{3})t) + (26 - 15\sqrt{3}) \cos(4(2 + \sqrt{3})t) + 2 \right).$$

For sufficiently large N , S_N from Eq.(28) gives an excellent approximation for $S(t)$ up to times when $S(t)$ becomes vanishingly small, see Fig. 2. The number of terms in S_N (28) grows exponentially with N .

Eq.(27) allows to study just the homogeneous case $Q = 0$ without losing generality. The curves $S(t)$ for $Q = 0$ and different θ , obtained via tDMRG are given in Fig. 3. We see that the decay rate decreases with θ .

For the two-point correlations $S_{n,m}^{\alpha,\beta}(Q, t) = \langle \sigma_n^\alpha \sigma_m^\beta (H_{XX}, t) \rangle_Q$ we get for the simplest case $n = 0$ using (26):

$$S_{0,n}^{\alpha\pm}(Q, t) = e^{\pm inQ} S_{0,n}^{\alpha\pm}(0, t \cos Q) \quad (29)$$

$$S_{0,n}^{\alpha z}(Q, t) = S_{0,n}^{\alpha z}(0, t \cos Q). \quad (30)$$

For general n, m the scaling relations can be obtained from (29),(30) using (8). Generalization to the multipoint correlations is straightforward.

V. XXZ CASE (ARBITRARY Δ)

For $\Delta \neq 0$ we find the early time evolution of observables using expansion

$$e^X A e^{-X} = A + [X, A] + \frac{1}{2!} [X, [X, A]] + \dots = \sum_{n=0}^{\infty} \frac{1}{n!} ad_X^n(A) \quad (31)$$

$$ad_X(A) = [X, A], \quad ad_X^0(A) = A$$

with X substituted by iHt and A being the operator of a chosen observable. For the expectation values, (31) yields

$$\langle A(t) \rangle = \langle A(0) \rangle + \sum_{k>0} C_k t^k \quad (32)$$

valid for the thermodynamic limit $N \rightarrow \infty$, see Appendix F for details. Generically, a characteristic timescale at which $\langle A(t) \rangle$ changes significantly can be estimated as

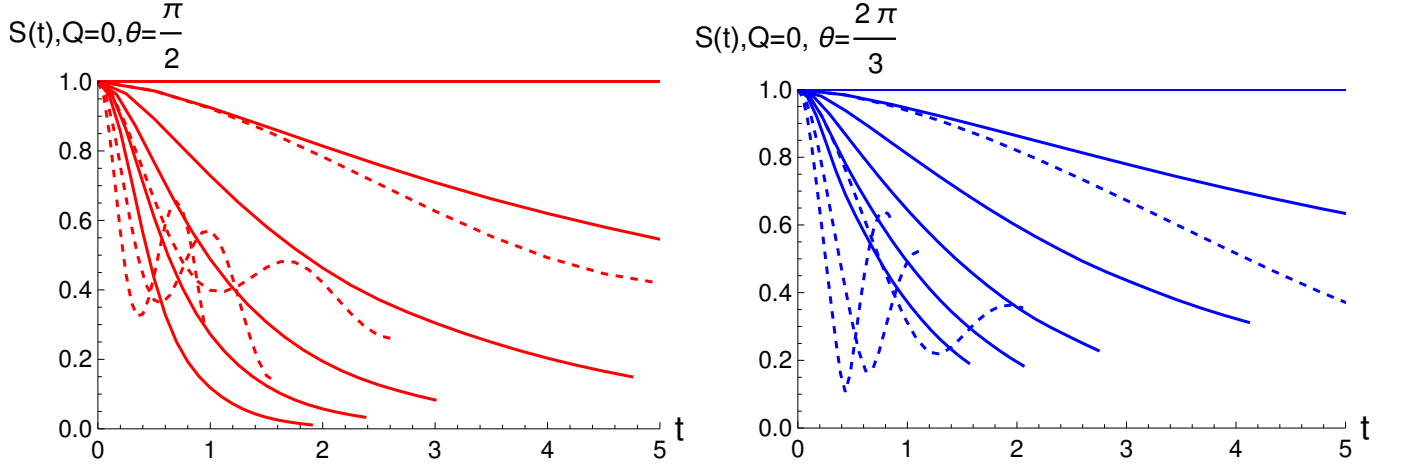


FIG. 4. Rescaled SHS amplitude $S(t)$ for $Q = 0$ for different Δ , for $\theta = \pi/2$ (Left Panel) and $\theta = 2\pi/3$ (Right Panel), from tDMRG for open XXZ spin 1/2 chain with 60 sites. Full curves correspond to $|\Delta| \leq 1$, namely $\Delta = 1, 0.8, 0.6, 0.4, 0.2, 0$ (from top to bottom). Dashed curves correspond to $\Delta > 1$, namely $\Delta = 1.2, 1.8, 2.4, 3$, the shorter curves (i.e. those with smaller maximal value of t shown) correspond to larger Δ . The largest reported time for each dashed curve is given by $3 t_{char}$ from (35).

$$t_{char} = \left| \frac{C_{k_s}}{\langle A(0) \rangle} \right|^{\frac{1}{k_s}}, \quad (33)$$

where C_{k_s} is the first nonvanishing coefficient in (32). For the rescaled SHS amplitude we obtain:

$$S(t) = 1 - 4t^2(\Delta - \cos Q)^2 \sin^2 \theta + O(t^4) = 1 - \left(\frac{t}{t_{char}} \right)^2 + O(t^4) \quad (34)$$

$$t_{char} = |2(\Delta - \cos Q) \sin \theta|^{-1}. \quad (35)$$

So, $S(t)$ initially decreases with time, thus driving the 1-site density matrix towards $U(1)$ -symmetric point $S = 0$. The states with larger initial amplitude (larger $\sin \theta$) decay faster. The amplitude expansion (34) for $\Delta = 0$ up to the order t^{12} is given in the Appendix F.

Another important feature of (35) is the divergence of t_{char} for $\Delta \rightarrow \cos Q$. Indeed for $\cos Q = \Delta$ the SHS $|\Psi_{Q,\theta,\varphi}\rangle$ becomes an XXZ eigenstate [12], leading to the time-independent SHS amplitude, and the $t_{char} \rightarrow \infty$. To obtain $S(t)$ for intermediate times $t = O(1)$ and arbitrary Δ we use tDMRG. Fig. 4 shows the rescaled amplitude $S(t)$ for $Q = 0$ and different values of Δ and θ .

We observe the onset of oscillations of $S(t)$ for $\Delta > 1$ (dashed curves in Fig. 4) with slower overall decay of the oscillation envelope. The emergence of the oscillations can be understood by considering $\Delta \gg 1$ limit, which yields an oscillatory solution for $S(t)$ (see Appendix E):

$$S(t)|_{\Delta \gg 1} = \frac{1 + \cos^2 \theta}{2} + \frac{1}{2} \sin^2 \theta \cos(4(\Delta - a)t), \quad (36)$$

where non-universal shift $a = O(1)$ results from $1/\Delta$ corrections. In addition, the presence of hopping terms (neglected in the derivation of (36)) leads to overall decay of the oscillation envelope with time, well visible in the tDMRG data for $\Delta \gg 1$, data not shown.

Following [2], we shall characterize the SHS decay $S(t)$ by a parameter γ , the inverse time of the amplitude decay by one-half,

$$S(1/\gamma) = \frac{S(0)}{2} = \frac{1}{2}. \quad (37)$$

A rough estimate for γ is given by the quantity $1/t_{char}$ in (35). For monotonic $S(t)$ dependence as in Fig. 3, γ has the meaning of a decay rate of the amplitude, while for $\Delta \gg 1$ when (36) is approximately valid, γ gives a measure for the rate of the amplitude change.

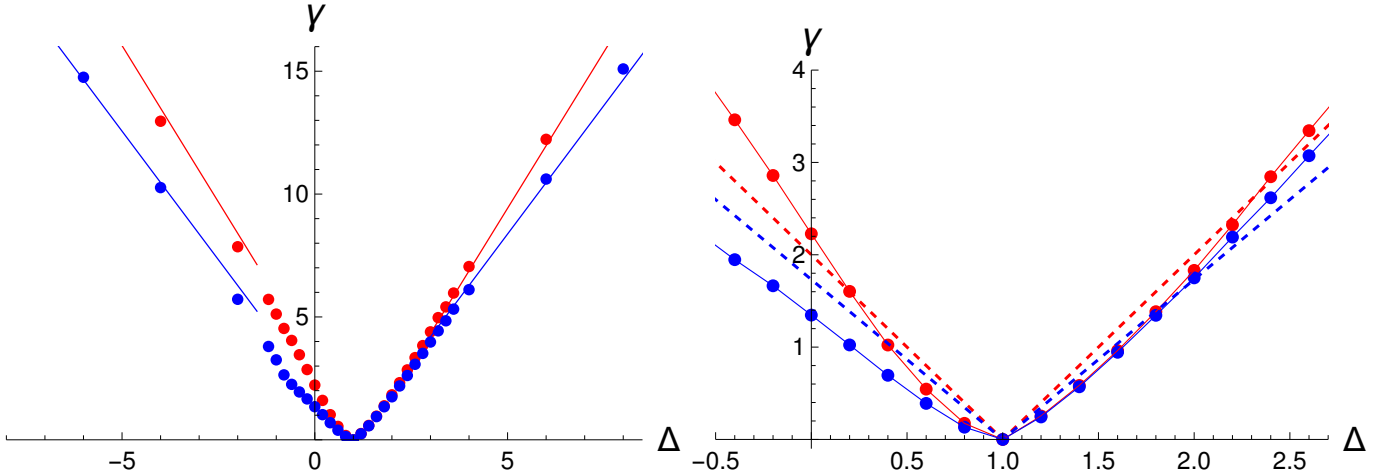


FIG. 5. Half-amplitude decay rate γ versus Δ for $Q = 0$ and $\theta = \pi/2$ (red dataset), $\theta = 2\pi/3$ (lower blue dataset), calculated from the data similar to the ones shown Fig. 4, respecting the colour code. *Right Panel*: Full straight lines have slopes, predicted from (38) for the $\Delta \rightarrow \infty$ limit. *Left Panel*: Dashed straight lines show $t_{char}^{-1} = 2|(\Delta - 1) \sin \theta|$ for $\theta = \pi/2$ (red), $\theta = 2\pi/3$ (blue).

Note that the asymptotic $\Delta \rightarrow \infty$ values of $S(t)$ (36) obey $S(t) \geq \cos^2 \theta$. Our definition of γ in (37) is therefore valid for $\cos^2 \theta < 1/2$, i.e. when $\pi/4 < \theta < 3\pi/4$. From (36) we obtain:

$$\gamma|_{\Delta \gg 1} = \frac{8(\Delta - a)}{\pi + 2 \arcsin(\cot^2 \theta)},$$

predicting the asymptotic slope

$$\left. \frac{\partial \gamma}{\partial \Delta} \right|_{\Delta \gg 1} = \frac{8}{\pi + 2 \arcsin(\cot^2 \theta)} \quad (38)$$

The decay rates γ versus Δ for $Q = 0$ and fixed θ , shown in Fig. 5, play a crucial role. In what follows we demonstrate that γ for arbitrary Q is obtainable from γ for $Q = 0$ via an approximate scaling.

VI. APPROXIMATE SCALING FOR THE SHS AMPLITUDE DECAY RATE

It is tempting to generalize convenient scaling property (26) relating expectations taken with respect to homogeneous ($Q = 0$) and nonhomogeneous ($Q \neq 0$) initial state for $\Delta \neq 0$ regime. Simply “ignoring” the J -containing Dzyaloshinskii-Moriya (DM) term in (11) is not possible: even if in the first order in time, the DM term gives no contribution

$$\begin{aligned} e^{-iH't} |\Psi_0\rangle &\approx (I - it H' + O(t^2)) |\Psi_0\rangle \\ &= (I - it H'|_{J \rightarrow 0} + O(t^2)) |\Psi_0\rangle, \end{aligned}$$

already for t^2 order the DM term cannot be neglected, since J and H do not commute.

However in the expansion (32) some coefficients C_k , $k \geq 2$ can become J -independent, depending on the observable. In particular, one-point correlations $\langle \sigma_0^\alpha \rangle$ turn out to be J -independent up to the order t^5 ! E.g. for $\theta = \pi/2$ we obtain

$$\begin{aligned} \langle \sigma_0^x(H, t) \rangle_Q &= 1 - \kappa(Q)t^2 + \frac{4t^4}{3} \kappa(Q) (2 \cos^2 Q + \Delta^2 - \Delta \cos Q) + O(t^6) \\ \kappa(Q) &= 4(\Delta - \cos Q)^2 \end{aligned} \quad (39)$$

and the same Taylor expansion is valid for $\langle \sigma_0^x(H|_{\Delta \rightarrow \Delta/\cos Q}, t \cos Q) \rangle_0$, as can easily be checked! Equivalence of $S(Q, \Delta, t) - S(0, \frac{\Delta}{\cos Q}, t \cos Q) = O(t^6)$ means approximate overlap of the two functions at early times, and in most

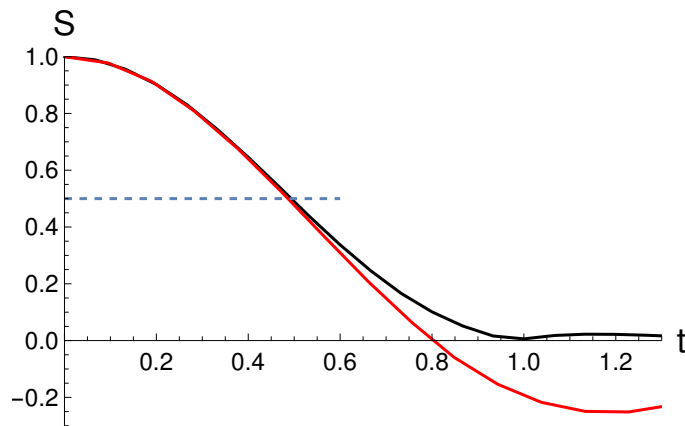


FIG. 6. Illustrating early time equivalence of $S(Q, \Delta, t)$ (black curve) and $S(0, \Delta/\cos Q, t \cos Q)$ (red curve) for $\Delta = 0.5, Q = 1.87$. Despite being qualitatively different at later times, the two curves overlap at early times, which allows an accurate estimate of γ from (40) at the threshold value given by crossing of $S(t)$ with the dashed line, explaining the data collapse in Fig. 7.

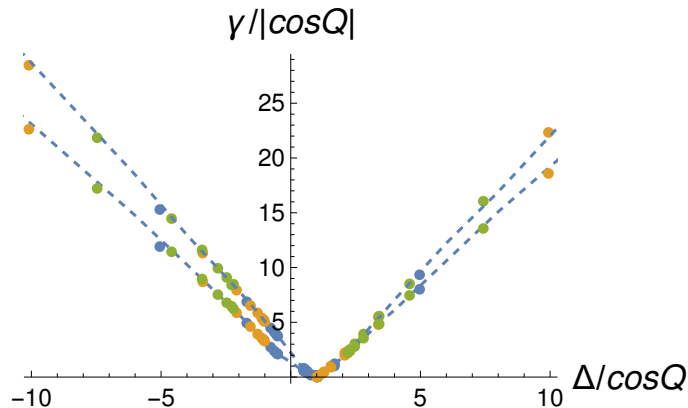


FIG. 7. Data collapse. Rescaled γ are plotted versus rescaled Δ for set of chosen parameters: $\Delta = 0.5, 1, 2.2$ (blue, yellow, green points respectively) and equidistant $Q = 0.07, 0.27, \dots 3.07$, for $\theta = \pi/2$ (upper dataset), $\theta = 2\pi/3$ (lower dataset). Dashed curves show $\gamma(0, \Delta)$ for $Q = 0$ obtained from the points in Fig. 5 by linear interpolation.

cases the overlapping region extends up to the time of one-half amplitude decay, as exemplified in Fig. 6. This allows to relate the half-amplitude decay rates γ of homogeneous and non-homogeneous SHS in an approximate way via

$$\gamma(Q, \Delta) \approx \cos Q \times \gamma(0, \frac{\Delta}{\cos Q}), \quad (40)$$

generalizing exact (27) for $\Delta \neq 0$. Technically, (40) predicts the data collapse of γ points with rescaled coordinates $\{\Delta/\cos Q, \gamma(Q, \Delta)/|\cos Q|\}$ on a single curve $\{\Delta, \gamma(0, \Delta)\}$, i.e. the on curves Fig. 5. Such a data collapse indeed exists, see Fig. 7, and it confirms the validity of (40). In addition, the approximate relation (40) becomes exact in various limits: $\Delta = 0, \Delta \rightarrow \cos Q, Q \rightarrow 0, \pi$, and also for $\Delta \gg 1$, up to Δ^{-1} corrections. Note that $\gamma(Q, \Delta)$ for some polar angle θ is related by (40) to universal curve $\gamma(0, \Delta)$ with the same value of θ . The curve $\gamma(0, \Delta)$ at large Δ becomes a straight line with slope (38).

We conclude that the half-amplitude decay rate γ for nonzero Q can be found with good accuracy by measuring the decay rate of a homogeneous initial state with the same value of θ and a rescaled anisotropy $\Delta \rightarrow \Delta/\cos Q$, via (40).

Now we can generate the decay curves and make comparison to experimental data. By linear extrapolation of tDMRG data from Fig. 5 on the full Δ axis, we obtain a set of curves $\gamma(0, \Delta)$ for different θ . From the curves $\gamma(0, \Delta)$ we generate surface $\gamma(Q, \Delta)$ (see Fig. 8) using (40), and compare few cuts of this surface with the direct tDMRG data (Fig. 9) and with the experimental data for the same quantity, called decay of contrast, in [2]. The data Fig. 9 confirm the validity of (40), and are in qualitative accordance with the experimental data (Figs.3a-3c in [2]) as well

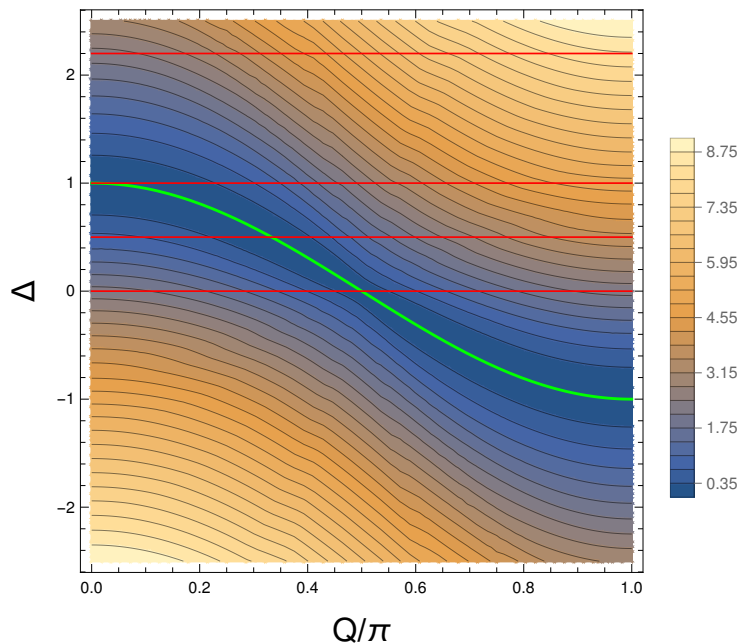


FIG. 8. Contour plot of decay rate γ versus Q/π and Δ , for $\theta = \pi/2$, obtained by using scaling relation (40). The green curve $\Delta = \cos Q$, where the SHS eigenvalue condition is met, gives the location of points with no decay $\gamma = 0$. Cuts of the surface $\gamma(Q, \Delta)$ along the red straight lines are shown in red in Fig. 9

but there are also discrepancies worth discussing. The fit-function $\gamma(Q) = \gamma_0 + \gamma_1 |\Delta - \cos Q|$, used in [2] to find the anisotropy Δ , is equivalent to an approximation $\gamma = \text{const} * (1/t_{char})$ where t_{char} is given in (35), if the offset γ_0 (due to noise) is neglected, $\gamma_0 \rightarrow 0$ (another fit function used in [2], $S(t) = 1 - \gamma t$, violates $S(t) = S(-t)$ symmetry). While for $\Delta = 0$, the approximation $\gamma \sim t_{char}^{-1}$ is exact due to (27), and is reasonable for large Δ (where γ is also large and Q -dependence can be neglected, see (36)), for $\Delta \neq 0$ and intermediate γ values it appears rather poor, see discrepancy between dashed and full lines in the Right Panel of Fig. 5. A usage of scaling relation (40) with tabulated $\gamma(0, \Delta)$ appear more promising option for the calibration of the anisotropy.

VII. SHS: PHASE VELOCITY OF AN ASYMPTOTIC TRAVELLING WAVE

Finally, we discuss the behaviour of the SHS phase $\phi(t)$ in (20),(21). From (23), (24), $\phi(t)$ is an odd function of t and is nonzero only for $\theta \neq \pi/2$, and for $\Delta \neq \cos Q$. For the easy plane regime $|\Delta| \leq 1$, $\phi(t)$ is an approximately linear function of t (data not shown), thus allowing to view the SHS profile evolution as a decaying travelling wave with time-dependent phase velocity as in Fig. 1. Indeed, for linear $\phi(t)$ the (20) becomes

$$\frac{\langle \sigma_n^x(t) \rangle}{\sin \theta} = S(t) \cos(Q(n - vt) + \varphi), \quad (41)$$

$$v = \frac{1}{Q} \frac{\partial \phi}{\partial t}.$$

The initial phase velocity v_0 at time $t = 0$ can be estimated by a perturbative analysis (treating transversal SHS components as a perturbation, see Appendix C), yielding

$$\frac{1}{Q} \frac{\partial \phi}{\partial t} \Big|_{t=0} = v_0 = \frac{4(\cos Q - \Delta) \cos \theta}{Q}, \quad (42)$$

which we find in qualitative accordance with numerics, see full lines in Fig. 10. For small θ (or $\pi - \theta$) values, the phase velocity (42) stays constant in time, see Appendix D. Generically, for $|\Delta| \leq 1$, the phase velocity $v = \phi'(t)/Q$ changes monotonically in time and quickly reaches an asymptotic value, which can be determined numerically, see open symbols in Fig. 10. On the other hand, in the easy axis regime ($|\Delta| > 1$) $\phi'(t)$ shows decaying oscillatory behaviour related to the oscillatory behaviour of $S(t)$ itself, see dashed curves in Fig. 4. We expect that an asymptotic phase velocity also exists in this case but it cannot be determined from tDMRG because of slow convergence.

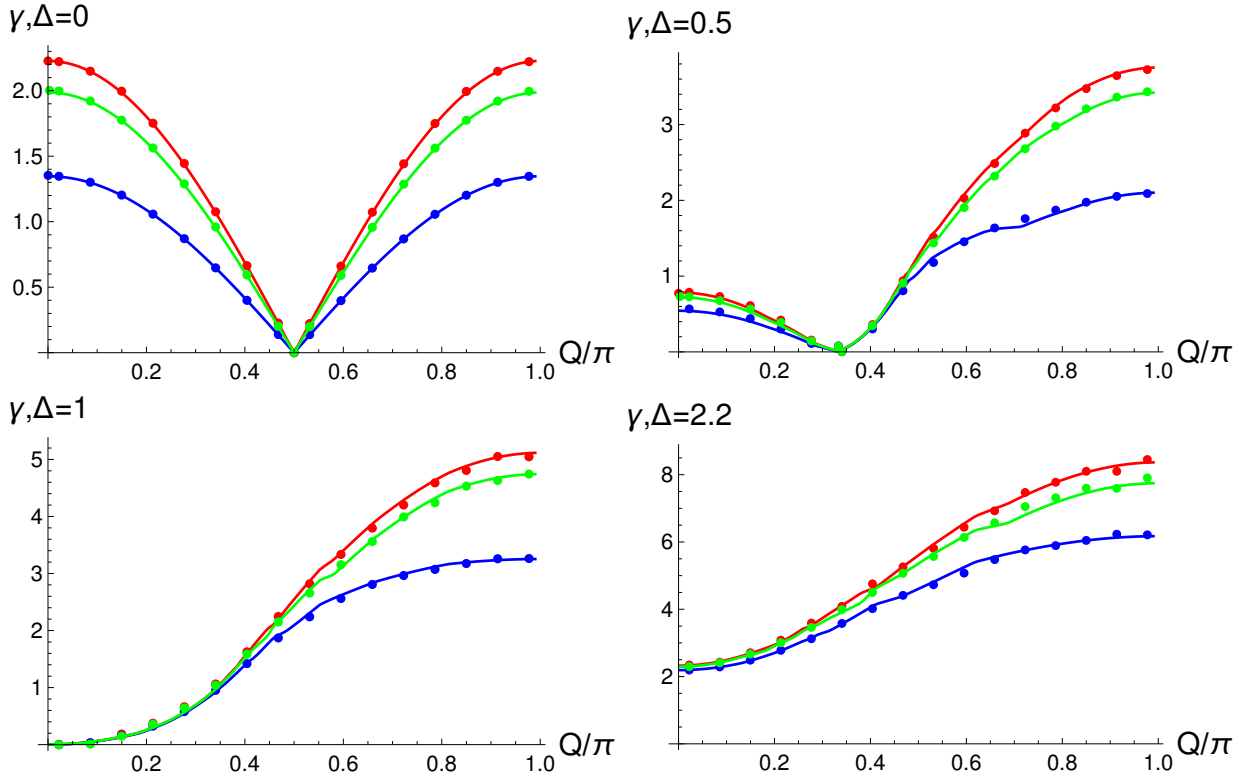


FIG. 9. Decay rate γ versus Q/π for fixed Δ , reported on y -axis label, and selected $\theta = \frac{\pi}{2}, \frac{5\pi}{12}, \frac{2\pi}{3}$ (red, green, blue datapoints respectively). Curves with the same colour code show γ calculated using the scaling relation (40) and numerical data for $Q = 0$ (like that in Fig.5 for $\theta = \pi/2$ and $\theta = 2\pi/3$).

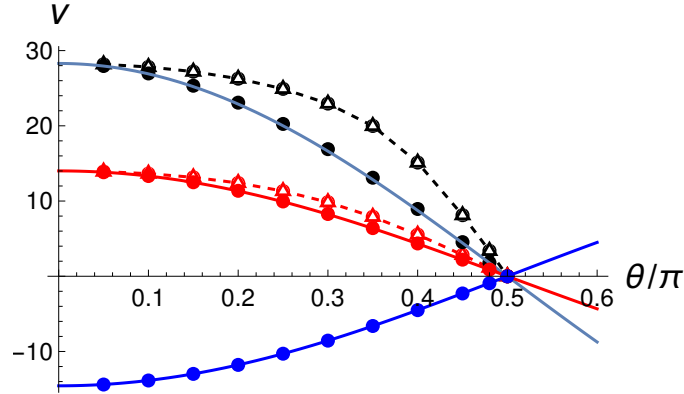


FIG. 10. Phase velocity of decaying SHS $v = \phi'(t)/Q$, for $t = 0$ (filled symbols) and $t = t_{max}$ (open symbols), versus θ/π , obtained from the tDMRG calculations, for $Q = 0.14$, $\theta = \frac{\pi}{2}$ and different anisotropies $\Delta = 0, 0.5, 1.5$ (black, red and blue points, respectively). Full lines show the prediction (42). Open symbols show the asymptotic phase velocity, determined from tDMRG, the dashed lines are guides for an eye. For $\Delta = 1.5$ (the blue data) the asymptotic phase velocity cannot be determined because of oscillatory behaviour, see text.

VIII. TIME DEPENDENCE OF MAGNETIZATION CURRENT UNDER THE XXZ DYNAMICS

At the end, we discuss the time evolution of the SHS magnetization current $j(t) \equiv \langle j^z(t) \rangle$. Operator j^z is a $U(1)$ -invariant quantity, and therefore $j(t)$ is not expected to decay with time. From (31) we find the early time behavior

$$j(t) = j(0) - 8t^2 \Delta \sin Q (\Delta - \cos Q) \sin^4 \theta + O(t^4), \quad (43)$$

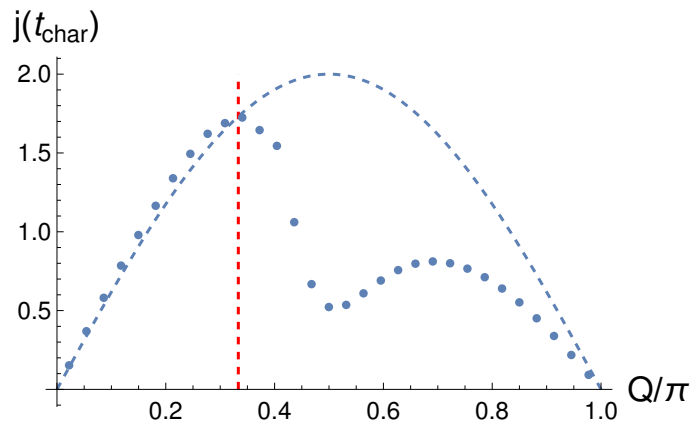


FIG. 11. Magnetization current j measured at time t_{char} (44), from tDMRG (points), versus Q/π . Parameters: $\Delta = 0.5, \theta = \pi/2$. Dashed curve shows the initial SHS current $j(0) = 2 \sin Q$. Dashed vertical line at $Q = \pi/3$ corresponds to special point $\cos Q = \Delta$ for which $|\Psi_Q\rangle$ is an H eigenstate and the current stays constant in time.

where $j(0) = 2 \sin Q \sin^2 \theta$ is the initial SHS magnetization current. From (33) the characteristic timescale for the current to change is given by

$$t_{char}(J) = |2\Delta(\Delta - \cos Q) \sin^2 \theta|^{-\frac{1}{2}}. \quad (44)$$

For $\Delta = 0$, the magnetization current is a conserved quantity, so it is time-independent which is reflected in the divergence of $t_{char}(J)$ at $\Delta = 0$.

From the tDMRG, we observe that that the early time behaviour sets the gradient current at later times, namely,

$$\begin{aligned} j^z(t > 0) - j^z(0) &> 0, & \text{if } \Delta(\cos Q - \Delta) \sin Q > 0, \\ j^z(t > 0) - j^z(0) &< 0, & \text{if } \Delta(\cos Q - \Delta) \sin Q < 0, \end{aligned} \quad (45)$$

see Fig. 12 for an illustration. The tDMRG data for $\Delta = 0.5$ (Fig. 11) and for other Δ values (data not shown) suggest (a) validity of (45) (b) qualitative change of behaviour $j(t)$ across the eigenfunction SHS point $\cos Q = \Delta$, exemplified by the difference between the curves on the Left and on the Right Panel in Fig. 12. (c) the wavevector $Q = \pi/2$ (where the $t = 0$ SHS current is maximal) becomes a local minimum for the current value at late times.

The observations (a) - (c) deserve further study. Especially it would be interesting to see if (a)-(c) are valid also for the asymptotic value of the current $j(\infty)$. Unfortunately, we cannot determine $j(\infty)$ precisely enough because of the fast grows of the entanglement with time, and slow convergence. For selected parameters we tried to push the tDMRG calculations as far as possible, however the ‘‘entanglement’’ barrier prevents precise measurements for $t > 4$, which is not enough to see the convergence, see Fig. 13, and technical details in Appendix G.

IX. DISCUSSION

We have studied the time evolution of transversal spin helices under coherent XXZ dynamics with arbitrary z -axis anisotropy. Spin helices are chiral factorized states that can be prepared experimentally and they are of potential practical importance. We established a fundamental fact that the helix retains its harmonic space dependence at all times, which allows to describe the density profile as a travelling wave with decaying amplitude. We studied the helix profile evolution in the whole phase space via exact and approximate approaches, supported with tDMRG. We found that the amplitude decay rate, the most important characteristic from a practical viewpoint, satisfies scaling relation, relating decay of homogeneous ($Q = 0$) and a inhomogeneous ($Q \neq 0$) setups. The scaling relation allows to obtain the decay rate of a transversal helix with arbitrary wavelength in system with arbitrary anisotropy from a single scaling function. At the free fermion point, the scaling relation holds for all quantum observables. Further we studied how does the current of magnetization evolves in time. We proposed a criterium for the asymptotic current and pointed out open problems of interest for further investigations. We expect that our findings are of direct interest for experimentalists and can serve for calibration purposes in future experiments.

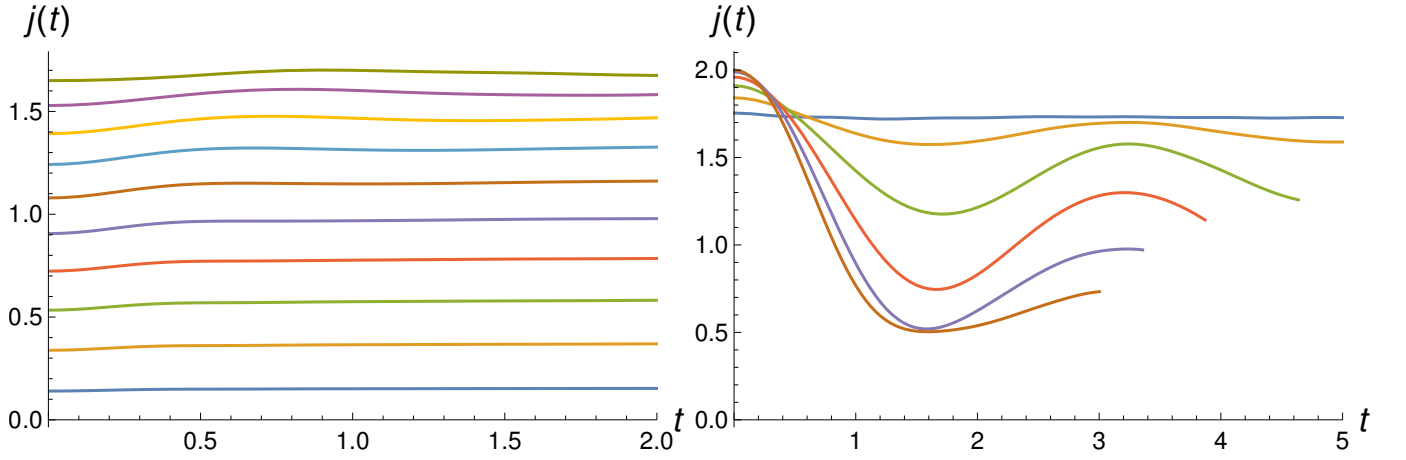


FIG. 12. Magnetization current $j(t)$, for different Q , for $\cos Q > \Delta = 0.5$ (Left Panel) and $0 \leq \cos Q \leq \Delta = 0.5$ (Right Panel), from tDMRG. Parameters Left Panel: $\theta = \pi/2$, $Q = 0.07, 0.17, \dots, 0.97$ (curves from bottom to top). Parameters Right Panel: $\theta = \pi/2$, $Q = 1.07, 1.17, \dots, 1.57 \approx \pi/2$ (curves from top to bottom at the right corner). The largest reported time for curves at the Right Panel is given by $3t_{char}(J)$ (44).

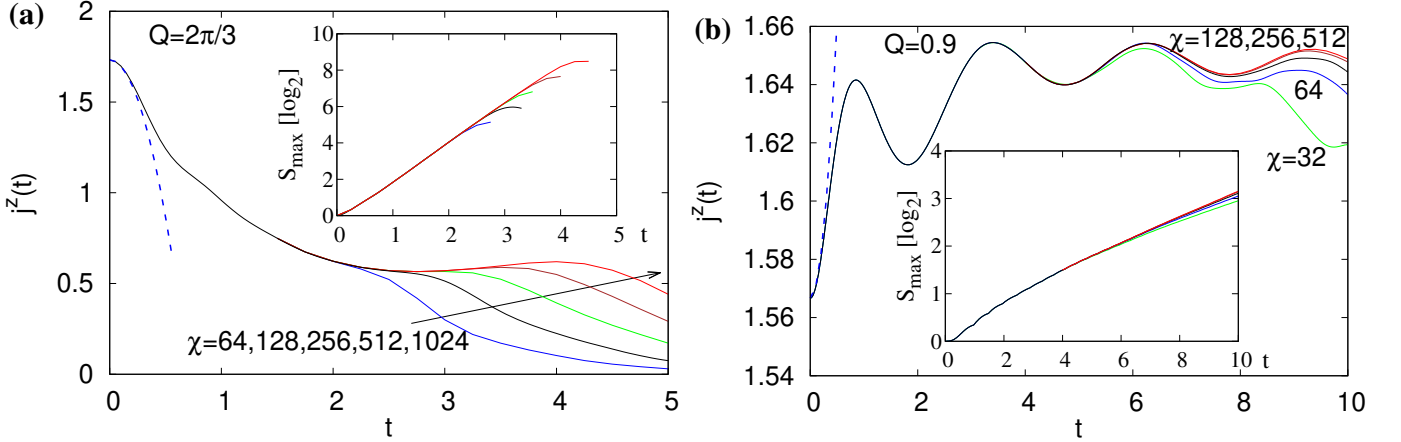


FIG. 13. Magnetization current $\langle j^z \rangle$ versus time t , from tDMRG calculations with varied size χ of MPS matrices in the tDMRG method, see Appendix G for details. Parameters Left Panel: $\Delta = 0.5, Q = 2\pi/3, \theta = \pi/2$. Parameters Right Panel: $\Delta = 0.5, Q = 0.9, \theta = \pi/2$. In both cases the early time behavior is well approximated by (43), indicated by dashed lines.

ACKNOWLEDGMENTS

VP acknowledges financial support by the European Research Council through the advanced grant No. 694544—OMNES, from the Deutsche Forschungsgemeinschaft through DFG project KL 645/20-2 (VP), and Slovenian Research Agency, Program P1-0402 and J1-4385 (MZ). XZ acknowledges the financial support from the National Natural Science Foundation of China (No. 12204519).

-
- [1] S. Hild, T. Fukuhara, P. Schauß, J. Zeiher, M. Knap, E. Demler, I. Bloch, and C. Gross, *Phys. Rev. Lett.* **113**, 147205 (2014).
 - [2] P. N. Jepsen, Y. K. Lee, H. Lin, I. Dimitrova, Y. Margalit, W. W. Ho, and W. Ketterle, *Nature Physics* **18**, 899 (2022).
 - [3] P. N. Jepsen, J. Amato-Grill, I. Dimitrova, W. W. Ho, E. Demler, and W. Ketterle, *NATURE* **588**, 403+ (2020).
 - [4] P. N. Jepsen, W. W. Ho, J. Amato-Grill, I. Dimitrova, E. Demler, and W. Ketterle, *Phys. Rev. X* **11**, 041054 (2021).
 - [5] J. F. Rodriguez-Nieva, A. P. Orioli, and J. Marino, *PROCEEDINGS OF THE NATIONAL ACADEMY OF SCIENCES OF THE UNITED STATES OF AMERICA* **119** (2022), 10.1073/pnas.2122599119.

- [6] C. Psaroudaki and C. Panagopoulos, *Phys. Rev. Lett.* **127**, 067201 (2021).
- [7] S. Kühn, F. Gerken, T. H. Lena Funcke, P. Stornati, K. Jansen, and T. Posske, [arXiv:2302.02603](#).
- [8] E. S. Ma, K. L. Zhang, and Z. Song, *Phys. Rev. B* **106**, 245122 (2022).
- [9] T. Posske and M. Thorwart, *Phys. Rev. Lett.* **122**, 097204 (2019).
- [10] V. Popkov and C. Presilla, *Phys. Rev. A* **93**, 022111 (2016).
- [11] V. Popkov and G. M. Schuetz, *Phys. Rev. E* **95** (2017), 10.1103/PhysRevE.95.042128.
- [12] V. Popkov, X. Zhang, and A. Klümper, *Phys. Rev. B* **104**, L081410 (2021).
- [13] D. Pereira and E. J. Mueller, *Phys. Rev. A* **106**, 043306 (2022).
- [14] G. Cecile, S. Gopalakrishnan, R. Vasseur, and J. De Nardis, [arXiv:2211.03725](#).
- [15] S. Moudgalya, B. A. Bernevig, and N. Regnault, *Reports on Progress in Physics* **85**, 086501 (2022).
- [16] X. Zhang, A. Klümper, and V. Popkov, *Phys. Rev. B* **103**, 115435 (2021).
- [17] I. E. Dzyaloshinskii, *Sov. Phys. JETP* **19**, 960 (1964).
- [18] T. Moriya, *Phys. Rev.* **120**, 91 (1960).
- [19] R. Durrett, *Probability: theory and examples*, Vol. 49 (Cambridge university press, 2019).
- [20] V. Popkov, X. Zhang, and A. Klümper, [arXiv:2303.14056](#) (2023).
- [21] U. Schollwöck, *Annals of Physics* **326**, 96 (2011).

Appendix A: SHS decay: time asymptotic form in the thermodynamic limit $N \rightarrow \infty$

Under usual generic assumptions (the eigenstate thermalization hypothesis), a $U(1)$ -invariant operator like H on an infinite lattice, acting on a generic state, imposes the $U(1)$ symmetry on any finite subsystem asymptotically in time, making the asymptotic reduced density matrix of the subsystem commute with the generator of $U(1)$, namely

$$\lim_{t \rightarrow \infty} \lim_{N \rightarrow \infty} [\rho_{n_1 n_2 \dots n_M}(t), \sigma_{n_1}^z \dots \sigma_{n_M}^z] = 0, \quad \forall M, \{n_k\} \quad (\text{A1})$$

(note that the limits $t \rightarrow \infty$ and $N \rightarrow \infty$ do not commute), where $\sigma_{n_1}^z \dots \sigma_{n_M}^z$ is the generator of the $U(1)$ symmetry $U_z = \bigotimes_n \sigma_n^z$ restricted to the subsystem. In terms of averages (5), the Eq.(A1) yields

$$\lim_{t \rightarrow \infty} \lim_{N \rightarrow \infty} \langle \sigma_{n_1}^{\alpha_1} \sigma_{n_2}^{\alpha_2} \dots \sigma_{n_k}^{\alpha_k}(t) \rangle = 0, \quad \text{if } m_+ \neq m_-, \quad (\text{A2})$$

where $\alpha_j = +, -, z$ and m_+ (m_-) is the total number of pluses+ (minuses $-$) in the upper row of indices in (A2). Indeed only the operators $\sigma_{n_1}^{\alpha_1} \sigma_{n_2}^{\alpha_2} \dots \sigma_{n_k}^{\alpha_k}$ with $m_+ = m_-$ commute with U_z . For one and two -point correlations we have

$$\lim_{t \rightarrow \infty} \lim_{N \rightarrow \infty} \langle \sigma_n^\pm(t) \rangle = 0, \quad \forall n \quad (\text{A3})$$

$$\lim_{t \rightarrow \infty} \lim_{N \rightarrow \infty} \{ \langle \sigma_n^\pm \sigma_m^z(t) \rangle, \langle \sigma_n^+ \sigma_m^+(t) \rangle, \langle \sigma_n^- \sigma_m^-(t) \rangle \} = 0, \quad \forall n, m \quad (\text{A4})$$

Consequently, the reduced density matrices for one and two sites written in the computational basis, asymptotically in time become block-diagonal,

$$\lim_{t \rightarrow \infty} \lim_{N \rightarrow \infty} \rho_n(t) = \frac{1}{2} \begin{pmatrix} a & 0 \\ 0 & d \end{pmatrix}, \quad \forall n \quad (\text{A5})$$

$$\lim_{t \rightarrow \infty} \lim_{N \rightarrow \infty} \rho_{n,m}(t) = \begin{pmatrix} a & 0 & 0 & 0 \\ 0 & b & b_1 & 0 \\ 0 & b_1^* & c & 0 \\ 0 & 0 & 0 & d \end{pmatrix}, \quad \forall n, m. \quad (\text{A6})$$

Generic form of asymptotic in time reduced density matrix for arbitrary sites M is blockdiagonal as in (A6), and satisfies (A1).

Appendix B: Symmetries of SHS amplitude and phase $S_N(Q, \theta, \Delta, t)$ and $\phi(Q, \theta, \Delta, t)$

Consider operator $U_x = \bigotimes_{n=-\infty}^{\infty} \sigma_n^x$, and the operator R of mirror reflection wrt. the middle site 0 which has the property

$$U_x |\Psi_{Q,\theta}\rangle = |\Psi_{-Q,\pi-\theta}\rangle, \quad (\text{B1})$$

$$R |\Psi_{Q,\theta}\rangle = |\Psi_{-Q,\theta}\rangle, \quad (\text{B2})$$

where θ is the polar angle characterizing the SHS. Using the properties $[H, U_x] = 0$, $R^\dagger = R$, $U_x^\dagger = U_x$, we obtain

$$\langle A \rangle_{Q, \pi - \theta} = \langle U_x A U_x \rangle_{-Q, \theta}, \quad (\text{B3})$$

$$\langle A \rangle_{-Q} = \langle R A R \rangle_Q. \quad (\text{B4})$$

Here and below we shall use the shorthand notations $\langle A \rangle_{Q, \theta}$, $\langle A \rangle_{Q, \varphi}$, $\langle A \rangle_Q$ to denote generic expectation of an operator A : $\langle A(H, t) \rangle_{Q, \theta, \varphi} = \langle \Psi_{Q, \theta, \varphi} | e^{iHt} A e^{-iHt} | \Psi_{Q, \theta, \varphi} \rangle$ (e.g. using $\langle A \rangle_Q$ means that θ and φ are the same on both sides of an equality).

In particular, for one-point correlations we obtain

$$\langle \sigma_n^x \rangle_{Q, \pi - \theta} = \langle \sigma_n^x \rangle_{-Q, \theta}, \quad (\text{B5})$$

$$\langle \sigma_n^{y,z} \rangle_{Q, \pi - \theta} = -\langle \sigma_n^{y,z} \rangle_{-Q, \theta}, \quad (\text{B6})$$

$$\langle \sigma_0^\alpha \rangle_{-Q} = \langle \sigma_0^\alpha \rangle_Q, \quad \alpha = x, y, z, \quad (\text{B7})$$

the last one following from $R \sigma_0^\alpha R = \sigma_0^\alpha$, since mirror reflection R does not touch the central site.

Comparing an identity $\langle \sigma_n^+ \rangle_{\pi - \theta} = \langle R \sigma_n^- R \rangle_\theta = \langle \sigma_{-n}^- \rangle_\theta$ and comparing to (20), (21), we obtain

$$S_N(\pi - \theta) = S_N(\theta), \quad \phi(\pi - \theta) = -\phi(\theta). \quad (\text{B8})$$

Analogously, analyzing the identity $\langle \sigma_n^+ \rangle_Q = \langle R \sigma_n^+ R \rangle_{-Q} = \langle \sigma_{-n}^+ \rangle_{-Q}$

$$S_N(Q) = S_N(-Q), \quad \phi(Q) = \phi(-Q). \quad (\text{B9})$$

Since $\langle \sigma_n^x(t) \rangle_{Q, \varphi}$ is a real number, we obtain

$$\begin{aligned} \langle \sigma_n^x(t) \rangle_{Q, \varphi} &= \langle \Psi_{Q, \varphi} | e^{iHt} \sigma_n^x e^{-iHt} | \Psi_{Q, \varphi} \rangle \\ &= \langle \Psi_{-Q, -\varphi} | e^{-iHt} \sigma_n^x e^{iHt} | \Psi_{-Q, -\varphi} \rangle \\ &= \langle \sigma_n^x(-t) \rangle_{-Q, -\varphi}. \end{aligned} \quad (\text{B10})$$

With the help of Eq. (B9), one can prove

$$S_N(Q, t) = S_N(-Q, t) = S_N(Q, -t), \quad (\text{B11})$$

$$\phi(Q, t) = \phi(-Q, t) = -\phi(Q, -t). \quad (\text{B12})$$

For an even N , if Q satisfies (3), $\pi \pm Q$ satisfy (3) as well. Using (9), one can prove that when $Q \rightarrow Q + \pi$

$$\begin{aligned} H' |_{Q \rightarrow Q + \pi} &= -H' |_{\Delta \rightarrow -\Delta}, \\ (\sigma_n^\pm)' |_{Q \rightarrow Q + \pi} &= e^{\pm i\pi n} (\sigma_n^\pm)', \\ \langle \sigma_n^+(H, t) \rangle_{Q + \pi} &= e^{\pm i\pi n} \langle \sigma_n^+(H) |_{\Delta \rightarrow -\Delta}, -t \rangle_Q, \end{aligned}$$

which leads to the relations

$$S_N(Q, \Delta, t) = S_N(-Q, \Delta, t) = S_N(\pi - Q, -\Delta, -t) = S_N(\pi - Q, -\Delta, t), \quad (\text{B13})$$

$$\phi(Q, \Delta, t) = \phi(-Q, \Delta, t) = \phi(\pi - Q, -\Delta, -t) = -\phi(\pi - Q, -\Delta, t). \quad (\text{B14})$$

Selected relations of this Appendix are quoted in the text, omitting the repeated symbols for brevity.

Appendix C: Proof of Eq. (42)

Consider a time evolution of a density matrix in the form of a homogeneous diagonal factorized state perturbed by a nondiagonal term with wavevector Q :

$$\rho_\epsilon(0) = R^{\otimes N} + \epsilon \sum_n A_n \quad (\text{C1})$$

$$A_n = R^{\otimes n-1} \otimes F_n \otimes R^{\otimes N-n}$$

$$R = \begin{pmatrix} a & 0 \\ 0 & d \end{pmatrix}, \quad a = \frac{1}{2} + \frac{\cos \theta}{2}, \quad d = 1 - a$$

$$F_n = \begin{pmatrix} 0 & e^{-iQn} \\ e^{iQn} & 0 \end{pmatrix},$$

The time evolved state is

$$\begin{aligned}
\rho_\epsilon(t) &= \rho_\epsilon(0) - it[H, \rho_\epsilon(0)] - \frac{t^2}{2} \text{ad}_H^2 \rho_\epsilon(0) + \dots \\
&= \rho_\epsilon(0) - i\epsilon t \sum_n [h_{n,n+1}, A_n + A_{n+1}] + O(t^2) = \\
&= \rho_\epsilon(0) - i\epsilon t \sum_n R^{\otimes n-1} \otimes [h, F_n \otimes R + R \otimes F_{n+1}] \otimes R^{\otimes N-n-1} + O(t^2),
\end{aligned} \tag{C2}$$

where $h = \sigma^x \otimes \sigma^x + \sigma^y \otimes \sigma^y + \Delta(\sigma^z \otimes \sigma^z - I)$ is the energy density of the Hamiltonian H and we used $[h, R \otimes R] = 0$. Denoting

$$X' = \sigma^z X, \tag{C3}$$

and substituting easily verifiable relations

$$\begin{aligned}
[h, F \otimes R] &= 2\Delta(F' \otimes R') - 2(R' \otimes F') \\
[h, R \otimes F] &= 2\Delta(R' \otimes F') - 2(F' \otimes R')
\end{aligned}$$

into (C2), we readily obtain

$$\begin{aligned}
\rho_\epsilon(t) &= \rho_\epsilon(0) - i\epsilon t \sum_n Z_{n,n+1} + O(t^2), \\
Z_{n,n+1} &= 2R^{\otimes n-1} \otimes (\Delta F'_n \otimes R' - R' \otimes F'_n + \Delta R' \otimes F'_{n+1} - F'_{n+1} \otimes R') \otimes R^{\otimes N-n-1}.
\end{aligned} \tag{C4}$$

Let us now calculate the observable $\langle \sigma_n^+(t) \rangle$ using (C4).

$$\langle \sigma_n^+(t) \rangle = \langle \sigma_n^+(0) \rangle - i\epsilon t \sum_{m=n-1}^n \text{tr}(Z_{m,m+1} \sigma_n^+) + O(t^2). \tag{C5}$$

Substituting

$$\text{tr}(Z_{n-1,n} \sigma_n^+) = 2\text{tr}((-F'_{n-1} + \Delta F'_n) \sigma_n^+) \text{tr}(RR') = 2(e^{iQ(n-1)} - \Delta e^{iQn}) \cos \theta, \tag{C6}$$

$$\text{tr}(Z_{n,n+1} \sigma_n^+) = 2(-\Delta e^{iQn} + e^{iQ(n+1)}) \cos \theta, \tag{C7}$$

into (C5) we finally obtain

$$\begin{aligned}
\langle \sigma_n^+(t) \rangle &= \epsilon e^{iQn} (1 - 2it(e^{iQ} + e^{-iQ} - 2\Delta) \cos \theta) + O(t^2) \\
&\approx \epsilon e^{iQn} e^{-4it(\cos Q - \Delta) \cos \theta} \\
&= \epsilon e^{i(Qn - \phi(t))} = \epsilon e^{i(Q(n - v_0 t))},
\end{aligned} \tag{C8}$$

$$v_0 = \frac{4(\cos Q - \Delta) \cos \theta}{Q}, \tag{C9}$$

where v_0 is the phase velocity of the infinitesimal perturbations. Quite remarkably, our rather simple-minded analysis turns out to predict qualitatively correctly the initial phase velocity $v_0 = \phi'(0)/Q$, even though the Q -dependent amplitude is not infinitesimally small, see Fig. 10 of the main text.

Appendix D: $S_N(t)$ and $\phi(t)$ for $\theta \rightarrow 0$ case

$|\Psi_{Q,\theta,\varphi}\rangle$ is a linear combination of $N + 1$ independent states: $|\xi_0\rangle, |\xi_1\rangle, \dots, |\xi_N\rangle$ [12]

$$|\Psi_{Q,\theta,\varphi}\rangle = e^{-\frac{i}{2}(N\varphi + Q \sum_{n=0}^{N-1} n)} \cos^N \frac{\theta}{2} \sum_{m=0}^N \tan^m \frac{\theta}{2} e^{im\varphi} |\xi_m\rangle, \tag{D1}$$

$$|\xi_m\rangle = \sum_{k_1 < k_2 < \dots < k_m} e^{iQ \sum_{j=1}^m k_j} \sigma_{k_1}^- \dots \sigma_{k_m}^- |\uparrow \uparrow \dots \uparrow\rangle. \tag{D2}$$

In the $\theta \rightarrow 0$ limit, $\tan \frac{\theta}{2} \rightarrow 0$, therefore we only consider the first two leading terms, i.e. $|\xi_0\rangle$ and $|\xi_1\rangle$. Since $e^{iNQ} = 1$, one can prove that both $|\xi_0\rangle$ and $|\xi_1\rangle$ are eigenstates of H

$$H |\xi_1\rangle = 4(\cos Q - \Delta) |\xi_1\rangle, \quad H |\xi_0\rangle = 0. \quad (\text{D3})$$

Then, we have

$$\begin{aligned} \langle \sigma_n^x(t) \rangle &= \langle \Psi_{Q,\theta,\varphi} | e^{iHt} \sigma_n^x e^{-iHt} | \Psi_{Q,\theta,\varphi} \rangle \\ &= \cos^{2N} \frac{\theta}{2} \left(\langle \xi_0 | + \tan \frac{\theta}{2} e^{-i\varphi+4i(\cos Q-\Delta)t} \langle \xi_1 | \right) \sigma_n^x \left(|\xi_0\rangle + \tan \frac{\theta}{2} e^{i\varphi-4i(\cos Q-\Delta)t} |\xi_1\rangle \right) + \dots \\ &= \cos^{2N} \frac{\theta}{2} \tan \frac{\theta}{2} \left(e^{i\varphi-4i(\cos Q-\Delta)t} \langle \xi_0 | \sigma_n^x | \xi_1 \rangle + e^{-i\varphi+4i(\cos Q-\Delta)t} \langle \xi_1 | \sigma_n^x | \xi_0 \rangle \right) + \dots \\ &= 2 \cos^{2N} \frac{\theta}{2} \tan \frac{\theta}{2} \cos(nQ - 4t(\cos Q - \Delta) + \varphi) + \dots, \end{aligned} \quad (\text{D4})$$

$$\begin{aligned} \langle \sigma_n^y(t) \rangle &= \langle \Psi_{Q,\theta,\varphi} | e^{iHt} \sigma_n^y e^{-iHt} | \Psi_{Q,\theta,\varphi} \rangle \\ &= \cos^{2N} \frac{\theta}{2} \left(\langle \xi_0 | + \tan \frac{\theta}{2} e^{-i\varphi+4i(\cos Q-\Delta)t} \langle \xi_1 | \right) \sigma_n^y \left(|\xi_0\rangle + \tan \frac{\theta}{2} e^{i\varphi-4i(\cos Q-\Delta)t} |\xi_1\rangle \right) + \dots \\ &= \cos^{2N} \frac{\theta}{2} \tan \frac{\theta}{2} \left(e^{i\varphi-4i(\cos Q-\Delta)t} \langle \xi_0 | \sigma_n^y | \xi_1 \rangle + e^{-i\varphi+4i(\cos Q-\Delta)t} \langle \xi_1 | \sigma_n^y | \xi_0 \rangle \right) + \dots \\ &= 2 \cos^{2N} \frac{\theta}{2} \tan \frac{\theta}{2} \sin(nQ - 4t(\cos Q - \Delta) + \varphi) + \dots, \end{aligned} \quad (\text{D5})$$

which leads to the following asymptotic behavior in the limit $\theta \rightarrow 0$:

$$\lim_{\theta \rightarrow 0} \frac{\langle \sigma_n^x(t) \rangle}{\sin \theta} = \cos(nQ - 4t(\cos Q - \Delta) + \varphi), \quad (\text{D6})$$

$$\lim_{\theta \rightarrow 0} \frac{\langle \sigma_n^y(t) \rangle}{\sin \theta} = \sin(nQ - 4t(\cos Q - \Delta) + \varphi), \quad (\text{D7})$$

$$\lim_{\theta \rightarrow 0} S_N(t) = 1, \quad (\text{D8})$$

$$\lim_{\theta \rightarrow 0} \phi(t) = 4t(\cos Q - \Delta). \quad (\text{D9})$$

Appendix E: Ising case

Here we find the SHS amplitude time dependence, for $\Delta \gg 1$ limit. The rescaled amplitude S_N is given by

$$S_N(t) = \frac{2}{\sin \theta} \sqrt{\langle \sigma_0^+(t) \rangle \langle \sigma_0^-(t) \rangle}, \quad (\text{E1})$$

For large $\Delta \gg 1$, in the zero order approximation, we neglect the hopping part of the Hamiltonian

$$\langle \sigma_0^+(t) \rangle = \langle \Psi_Q | e^{iH_{00z}t} \sigma_0^+ e^{-iH_{00z}t} | \Psi_Q \rangle, \quad (\text{E2})$$

where $H_{00z} = \Delta \sum_{n=0}^{N-1} \sigma_n^z \sigma_{n+1}^z$. Using $|\Psi_Q\rangle = U_Q |\Psi_0\rangle$, with $U_Q = e^{-i\frac{Q}{2} \sum_{n=0}^{N-1} n \sigma_n^z}$ we obtain, using diagonality of H_{00z} , and $[U, \sigma_0^\alpha] = 0$:

$$\begin{aligned} &\langle \Psi_Q | e^{iH_{00z}t} \sigma_0^+ e^{-iH_{00z}t} | \Psi_Q \rangle \\ &= \langle \Psi_0 | U_Q^\dagger e^{iH_{00z}t} \sigma_0^+ e^{-iH_{00z}t} U_Q | \Psi_0 \rangle \\ &= \langle \Psi_0 | e^{iH_{00z}t} \sigma_0^+ e^{-iH_{00z}t} | \Psi_0 \rangle \\ &= \langle \Psi_0 | V_{N-1,0}^\dagger V_{01}^\dagger \sigma_0^+ V_{01} V_{N-1,0} | \Psi_0 \rangle, \quad V_{n,m} = e^{-i\Delta t \sigma_n^z \sigma_m^z}. \end{aligned}$$

After straightforward calculation involving three qubits located at consecutive positions $N-1, 0, 1$, we obtain

$$\langle \sigma_0^+(t) \rangle = \frac{1}{8} e^{i\varphi-4i\Delta t} \sin \theta \left[1 - \cos \theta + (1 + \cos \theta) e^{4i\Delta t} \right]^2. \quad (\text{E3})$$

Complex conjugation of the above gives $\langle \sigma_0^-(t) \rangle$. Substituting in (E1), after some algebra we obtain

$$S_N(t) = \frac{1}{2} \left[1 + \cos^2 \theta + \sin^2 \theta \cos(4\Delta t) \right]. \quad (\text{E4})$$

This describes harmonic motion with a positive nonzero mean. Note that there is no dependence on the wavelength Q . For fixed $\theta \neq \pi/2$ (SHS out of XY -plane), the amplitude stays always positive,

$$\min_t S_N(t) = \cos^2 \theta \quad (\text{E5})$$

The presence of the small hopping term in the Hamiltonian, neglected in our calculation, for large but finite Δ leads to (A): slow gradual decrease of the amplitude $S(t)$ in accordance with $U(1)$ symmetry restoration principle Eq.(A5), and (B): to $1/\Delta$ corrections to (E4), which can be incorporated into a finite shift of Δ value in (E4). For $Q = 0$, $\theta = \pi/2$ we found $\Delta \rightarrow \Delta - 1.3$ effective shift by a comparison to numerical data for large Δ (data not shown).

Appendix F: Taylor expansion for $N \rightarrow \infty$

The operator expansion

$$e^X A e^{-X} = A + [X, A] + \frac{1}{2!} [X, [X, A]] + \dots = \sum_{n=0}^{\infty} \frac{1}{n!} ad_X^n(A) \quad (\text{F1})$$

$$ad_X(A) = [X, A], \quad ad_X^0(A) = A \quad (\text{F2})$$

with X substituted by iHt and A being the operator of a chosen observable, allows to find Taylor expansions, up to certain order, for any observable in the thermodynamic limit.

From (31), substituting $X \rightarrow iHt$, we obtain

$$\langle A(t) \rangle = \langle A(0) \rangle + \sum_{k>0} C_k t^k. \quad (\text{F3})$$

To determine the C_k in (F3), we embed the operator A close to site $n = 0$ and calculate the term by using symbolic calculations (Mathematica)

$$C_k = \langle \Psi_{Q,\theta,\varphi} | \frac{1}{k!} ad_{iH}^k(A) | \Psi_{Q,\theta,\varphi} \rangle, \quad (\text{F4})$$

where $|\Psi_{Q,\theta,\varphi}\rangle$ is defined in Eq. (2) and Q satisfies (3). The system size N must be chosen sufficiently large to exclude the finite size effects. For an operator A embedded on a cluster of sites $n \in [-f, f]$, $[H, A]$ is embedded on a cluster $n \in [-f-1, f+1]$, and $ad_{iH}^k(A)$ is embedded on a cluster $n \in [-f-k, f+k] = [-n_L, n_R]$. To guarantee the absence of finite size effects, the cluster $[-n_L, n_R]$ must lie entirely inside the segment $[-\frac{N}{2}, \frac{N}{2}]$, i.e.

$$\frac{N}{2} - 1 \geq n_R, \quad -\frac{N}{2} \leq -n_L \quad (\text{F5})$$

For one-point correlations embedded on site $n = 0$, $n_L = n_R = k$, and we have $N \geq 2(k+1)$ from (F5).

Finally, for products of observables $\langle A \rangle \langle B \rangle$, a further resummation of the Taylor expansion must be made. The Taylor expansion of the amplitude $S^2(t) = \frac{4}{\sin^2 \theta} \langle \sigma_0^+ \rangle \langle \sigma_0^- \rangle$ for $Q = \Delta = 0$ thus obtained is

$$\begin{aligned} S^2(\theta, t) = & 1 + 8 \sin^2 \theta \left(-t^2 + \frac{t^4}{3} (3 \cos(2\theta) + 17) - \frac{2t^6}{45} (156 \cos(2\theta) + 5 \cos(4\theta) + 511) \right. \\ & + \frac{t^8}{315} (6777 \cos(2\theta) + 758 \cos(4\theta) + 7 \cos(6\theta) + 19914) \\ & - \frac{2t^{10}}{14175} (256792 \cos(2\theta) + 68804 \cos(4\theta) + 2792 \cos(6\theta) + 11 \cos(8\theta) + 916529) \\ & \left. + \frac{2t^{12}}{467775} (5602870 \cos(2\theta) + 5557480 \cos(4\theta) + 460051 \cos(6\theta) + 11410 \cos(8\theta) + 55 \cos(10\theta) + 48757510) \right) + O(t^{14}), \end{aligned} \quad (\text{F6})$$

(further terms of the expansions are too bulky to be reported). It can be verified that for $\theta = \pi/2$ the (F6) is compatible with the Taylor expansion given in the main text.

With this method we obtain all the other Taylor expansions in the thermodynamic limit quoted in the main text. Note that as usual, the Taylor expansion (F3) has a finite radius of convergence.

Appendix G: Numerical time-evolution

To evolve the initial SHS state $|\Psi_Q\rangle$ with unitary propagator $U(t) = e^{-iHt}$ we write the state in the matrix-product state (MPS) form.

$$|\Psi_Q\rangle = \sum_{\mathbf{s}} c_{\mathbf{s}} |s\rangle, \quad c_{\mathbf{s}=s_1, \dots, s_N} = \langle 1 | M_1^{(s_1)} M_2^{(s_2)} \dots M_N^{(s_N)} | 1 \rangle, \quad (\text{G1})$$

in terms of two matrices M_j^s of size $\chi \times \chi$ for each site j , and use standard tDMRG/TEBD method [21]. In brief, we split the nearest-neighbor $H = A + B$ into non-commuting A and B , each acting on even and odd pairs of spins, respectively. Time evolution is split into small time steps of length dt , for which we then Trotterize the propagator into terms involving only A , or only B , each involving commuting nearest-neighbor transformations. While higher order Trotter-Suzuki schemes are advantageous, we here use a simple leapfrog scheme, $U(dt) \approx e^{-iAdt/2} e^{-iBdt} e^{-iAdt/2}$. Applying one nearest-neighbor unitary transformation acting on sites j and $j + 1$ mixes the MPS form on those two sites, which is then restored after doing a singular value decomposition. Time complexity of simulating one unit of time (that consists of $\sim 1/dt$ leapfrog steps) scales as $\sim \chi^3 n/dt$, while the error due to the leapfrog scheme scales as $\sim (dt)^2$. Keeping the MPS representation exact would require the bond size χ to be equal to the rank of the reduced density operator. Because that rank quickly grows in t , and soon saturates at its maximal value that is exponential in N , one needs to truncate matrices to some fixed maximal size χ . How large truncation errors due to this finite χ are then depends on the spectrum of the reduced density matrix. Roughly speaking one can estimate the required χ to be exponential in the von Neumann entropy. Because von Neumann entropy will generically grow linearly in time this means that the maximal reliable time up-to which we can simulate unitary evolution scales as $\ln \chi$; even for $\chi \sim 10^3$ this is rather small.

As an example, in Fig. 13(a) we have an example where the prefactor in the linear growth of von Neumann entropy is large – one has $S(t = 3) \approx 6$ and $S(t = 4) \approx 8$, meaning e.g. that with $\chi = 256$ one can simulate up-to $t \approx 3$, with $\chi = 1024$ only up-to $t \approx 4$. Increasing χ from 256 to 1024 increases CPU time by $\approx 4^3 = 64$ while bringing in only one additional unit of time. If entanglement is smaller, an example would be $Q = 0.9$ in Fig. 13(b), one can go to longer times and get more precise results, however, ultimately one again runs into an “entanglement” barrier where no further simulation in time is feasible. We also note that in Fig. 13(a) where the current varies a lot we could use Trotter timestep $dt = 0.05$, while in Fig. 13(b) where the current changes much less on the shown time $t \approx 10$, and we therefore wanted the errors to be much less than 1%, we had to use $dt = 0.01$.