

Modeling and Joint Optimization of Security, Latency, and Computational Cost in Blockchain-based Healthcare Systems

Zukai Li*, Wei Tian*, Jingjin Wu*[†]

*Department of Statistics and Data Science, BNU-HKBU United International College, Guangdong, P. R. China

[†]Guangdong Provincial Key Laboratory of Interdisciplinary Research and Application for Data Science, Guangdong, P. R. China.

Email: p930005029@mail.uic.edu.cn, s230202702@mail.uic.edu.cn, jj.wu@ieee.org

Abstract—In the era of the Internet of Things (IoT), blockchain is a promising technology for improving the efficiency of healthcare systems, as it enables secure storage, management, and sharing of real-time health data collected by the IoT devices. As the implementations of blockchain-based healthcare systems usually involve multiple conflicting metrics, it is essential to balance them according to the requirements of specific scenarios. In this paper, we formulate a joint optimization model with three metrics, namely latency, security, and computational cost, that are particularly important for IoT-enabled healthcare. However, it is computationally intractable to identify the exact optimal solution of this problem for practical sized systems. Thus, we propose an algorithm called the Adaptive Discrete Particle Swarm Algorithm (ADPSA) to obtain near-optimal solutions in a low-complexity manner. With its roots in the classical Particle Swarm Optimization (PSO) algorithm, our proposed ADPSA can effectively manage the numerous binary and integer variables in the formulation. We demonstrate by extensive numerical experiments that the ADPSA consistently outperforms existing benchmark approaches, including the original PSO, exhaustive search and Simulated Annealing, in a wide range of scenarios.

Index Terms—IoT-enabled healthcare, blockchain, joint optimization, integer programming, Particle Swarm Optimization algorithm

I. INTRODUCTION

The Internet of Things (IoT) has played a crucial role in the recent development of healthcare management [1]. IoT devices, such as wearable fitness trackers and connected medical devices, are capable of collecting and transmitting vast amounts of real-time health data, such that the customers can receive more personalized and efficient care from healthcare providers. Additionally, IoT technology can be used to automate various processes in healthcare management, such as supply chain management, patient monitoring, and appointment scheduling, to increase efficiency compared to conventional approaches.

More recently, IoT has been integrated with blockchain technology to further optimize the entire healthcare management process. Blockchain is a decentralized technology used for recording and verifying real-time transactions [2]. With a high level of privacy protection, it was originally developed for facilitating cryptocurrency transactions, but was later also identified highly compatible for validation, storage and sharing

of sensitive healthcare data collected by IoT devices [3]. So far, blockchain technology has been adopted in IoT-enabled healthcare systems for a number of applications, including automated claim authentication [4] and public health management [5].

The actual implementation of a blockchain-based system requires a meticulous evaluation of multiple potentially conflicting factors. For example, adding more verifiers would enhance the security of the verification process. However, it would incur extra computational cost and may prolong the verification time if one or more newly added verifiers are slower than the existing ones. Meanwhile, the weights of different factors may alter across different applications. For example, telemedicine [6] requires real-time interaction and thus would consider low latency as the most desirable attribute, while the security management of electronic health records [7] would accord a higher priority to security and privacy preservation as it encompasses a vast amount of sensitive data. As a blockchain manager, it is essential to determine the optimal blockchain configuration for a certain application scenario.

Another common approach to improve the performance of IoT-based healthcare systems is to adopt hardware components with higher computational capabilities. For example, the Artificially Intelligent Electronic Money introduced in [8] can support security assurance with a low computational complexity, by utilizing secure hardware in an offline scenario and engaging multiple trusted third parties to execute the binding process. However, hardware-based solutions generally incur additional replacement and deployment costs, and are therefore considered more expensive than the approach that we will focus on in this paper, which configures on existing system architecture.

In this paper, we investigate the practical operation of a blockchain-based healthcare system under the DPoS consensus scheme [9], and formulate a joint optimization model with consideration to security, latency, and computational cost. The model is based on the actual operating mechanisms of blockchain-based healthcare systems enabled by IoT. From the perspective of a blockchain manager, we particularly focus on the impact caused by the selection of verifiers who would participate in validating the blockchain, and the size of a

single block. The relative importance of the three metrics can be flexibly adjusted for different scenarios, by changing the weights in the formulation.

The complexity of solving the joint optimization problem increases exponentially with the number of candidate verifiers. Therefore, the exhaustive search method that was used in existing studies (e.g. [9]) to solve simpler formulations are deemed unsuitable. In light of this, we propose an intelligent algorithm, Adaptive Discrete Particle Swarm Algorithm (ADPSA), to obtain quasi-optimal solutions that balance the three metrics in a low-complexity manner. While ADPSA has its roots in the traditional Particle Swarm Optimization (PSO) [10], we add special mechanisms that can effectively manage the numerous binary and integer variables in the problem. We demonstrate that ADPSA consistently outperforms the original PSO, the exhaustive search method, and Simulated Annealing (SA) [11] even when the weights of the three metrics vary substantially.

The rest of this paper is organized as follows. Section II explains the formulation of the joint optimization model in detail. Section III describes the procedures and rationales of our proposed ADPSA. Experimental setup and numerical results are illustrated in Section IV. Finally, Section V concludes the paper.

II. JOINT OPTIMIZATION MODEL OF BLOCKCHAIN-BASED HEALTHCARE SYSTEMS

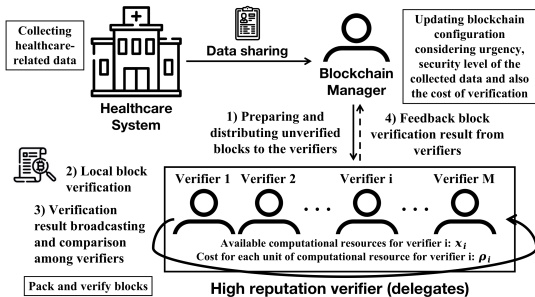


Fig. 1. Blockchain-based processing of healthcare data under the DPoS consensus scheme.

On the basis of the DPoS consensus mechanism and the blockchain application framework described in [9] and [12], we summarize the main procedures for processing healthcare-related data on blockchain in Fig. 1.

Our focus in this paper is to find the optimal blockchain configuration to efficiently process and transmit health data under different application scenarios. We consider the following three important factors:

- Latency (L): The total amount of confirmation time required for a block to be successfully packed;
- Security (S): A quantified measurement that evaluates the risk of the blockchain being breached during the packing process. A higher value of S indicates that the process is more secure;
- Computational cost (C): Total monetary cost incurred to the blockchain manager for the entire packing process.

We now elaborate each of the factors in details.

A. Latency

Latency refers to the total time spent on the four main steps of the blockchain validation process: (1) Downlink transmission time for passing initial unvalidated blockchains from the blockchain manager to the verifiers; (2) Verification time for the slowest verifier to complete the verification process locally; (3) Validation time for the fastest verifier to broadcast the results to other verifiers, and other verifiers to cross-validate the result; (4) Uplink transmission time for the verifiers to pass the feedback on verification to the blockchain manager.

Overall, the latency (in seconds) is defined by the following formula,

$$L = \frac{\theta \cdot R}{v_d} + \max_{i \in \{1, \dots, M\}} \left(\frac{K}{z_i \cdot x_i} \right) + \phi \cdot \theta \cdot R \cdot m + \frac{P}{v_u}, \quad (1)$$

where the four addend terms correspond to the four main steps described in Fig. 1. In (1), v_d is the downlink transmission rate from the block manager to the verifiers and v_u is the uplink transmission rate from the verifiers to the block manager. R is the size of one transaction, θ is the number of transactions in each block, and therefore $\theta \cdot R$ represents the size of the block. K is the total amount of computational resources required to support the function of block verification, x_i is the number of such resources that are available for verifier i , and z_i is a binary variable that denotes whether the i th verifier is selected into the blockchain to perform verification and validation. Since the total time for verification is determined by the slowest one to finish the task, the total time for all verifiers to complete the verification is $\max \left(\frac{K}{z_i \cdot x_i} \right)$. According to [12] and [9], the required time to broadcast and validate results among all verifiers depends on the size of the blockchain, the number of verifiers, and the speed of verification. Here, ϕ is an empirically determined constant and can be treated as an estimation of the average verification time of all verifiers [12]. Finally, P is the data size of verification feedback, and the transmission time of feedback on verification from the verifiers to the blockchain manager is then $\frac{P}{v_u}$.

B. Security

We consider a generalizable model that quantifies the security. We define the security rating (dimensionless) as,

$$S = \alpha \cdot m^\kappa. \quad (2)$$

The security of the system is considered to be positively correlated to the number of participating verifiers m . By reasonably assuming that most verifiers are faithful and the computational powers of all verifiers are similar in blockchain-based healthcare systems, we can infer that adding more verifiers would lower the risk that malicious verifiers occupy the majority of computational power and thus manipulate the whole system [13]. In (2), α is a parameter based on the factors related to specific system implementations, such as the chosen blockchain type and the consensus protocol used, and κ is a factor indicating the scale of the system [12].

C. Computational cost

We define the computational cost (in dollars) as

$$C = \frac{\sum_{i=1}^M \rho_i \cdot z_i \cdot x_i}{\theta}, \quad (3)$$

where $\rho_i \cdot z_i \cdot x_i$ is the i th verifier's computational cost. ρ_i is a coefficient that determines the cost paid by the i th verifier for each unit of computational resources (e.g., the cost for buying or renting computing servers, electricity fee). Such cost will be eventually borne by the blockchain manager, who needs to provide the incentive to the verifiers for them to participate in the process.

D. Joint optimization model

With the above three factors, we formulate the joint optimization problem as a utility maximization problem:

$$U = \beta_1 \cdot \frac{L_m - L}{L_m} + \beta_2 \cdot \frac{S}{S_m} + \beta_3 \cdot \frac{C_m - C}{C_m}, \quad (4)$$

where β_1 , β_2 and β_3 are weights indicating the relative importance of the three metrics, with the normalizing condition that $\beta_1 + \beta_2 + \beta_3 = 1$. The specific values of the weights can be adjusted based on the preference of the blockchain manager or the customer requirements. Also, as the three metrics have different units, they are further normalized according to their respective maximum possible values L_m , S_m and C_m , such that they are in a common scale in the utility function.

It is straightforward to observe that, by the normalization process and restrictions on the weights, the range for U is between 0 and 1. In this sense, the objective function value represents a linear combination of the relative "scores" for the three normalized metrics. For a feasible solution, the closer the utility function value is to 1, the more desirable that the system operates for the blockchain manager and/or customers.

With the description of the model components above, our joint optimization model is formulated as follows,

$$\begin{aligned} & \text{Maximize}_{m, \theta, \mathbf{z}} \quad U \\ & \text{s.t.} \quad m \in \{m_{\min}, m_{\min} + 1, \dots, m_{\max} - 1, m_{\max}\}, \\ & \quad \theta \in \{\theta_{\min}, \theta_{\min} + 1, \dots, \theta_{\max} - 1, \theta_{\max}\}, \\ & \quad z_i \in \{0, 1\} \quad \text{for } i \in \{m_{\min}, \dots, m_{\max}\}, \\ & \quad \sum_{i=1}^{m_{\max}} z_i = m \end{aligned} \quad (5)$$

In our joint optimization model, there are two integer decision variables, m and θ , as well as $m_{\max} - m_{\min} + 1$ binary decision variables, $\mathbf{z} = \{z_1, z_2, \dots, z_{m_{\max}-1}, z_{m_{\max}}\}$. Recall that, m is the number of verifiers selected, whose possible values are the integers from m_{\min} to m_{\max} , while θ is the number of transactions in each block with minimum value θ_{\min} and maximum value θ_{\max} , respectively. It is worth noting that all three components (latency, safety, cost) in (5) are normalized and therefore, dimensionless.

Compared with existing similar models such as those in [9] and [12], our model innovatively includes the binary variables \mathbf{z} in the calculation of the latency, in order to make the model

more practical and interpretable. Intuitively, only verifiers who are selected to participate in a certain round of verification would have an impact on the overall latency, and the speed of the slowest selected verifier would dictate the verification time as reflected in the second term of (1). Meanwhile, by adjusting the weights β_1, β_2 , and β_3 , our formulation can be applied to a wide range of scenarios when the relative importance of the three metrics varies across different data characteristics or regions.

III. ALGORITHM FOR THE OPTIMAL BLOCKCHAIN CONFIGURATION

The above formulation in (5) is more applicable to real-world situations than existing models in previous research by taking more factors into consideration. However, the inclusion of the additional decision variables, especially the binary variables \mathbf{z} also increases the complexity to solve the problem, which is a non-linear integer program by nature. Meanwhile, the number of decision variables can be very large when there exist many candidate verifiers (large m_{\max}), making it almost impossible to find the optimal solution by exhaustive search.

Note that the algorithm introduced in [9] to solve a reduced version of (5) is not suitable for solving our problem. That algorithm is in a similar manner to exhaustive search and thus cannot address the complexity issue and is not guaranteed to converge to the global optimum. On the other hand, due to its discrete nature, the objective utility function (4) cannot be differentiated, and its concavity cannot be determined by conventional methods. Therefore, traditional optimization algorithms such as gradient descent and Newton's method are not applicable in this case either.

A. Overview of the proposed ADPSA algorithm

Due to the introduction of the binary variable \mathbf{z} , changes in the binary variable during the search process can further cause large fluctuations in the value of the objective function. In addition, compared to continuous variables, it is much more difficult to decide the direction and rate of change during the iterative process for binary variables. These problems lead to the increase in both the complexity and instability of the algorithm.

Therefore, to address the above challenges, we focus on the Particle Swarm Optimization (PSO) algorithm, which is particularly suitable for problems with a large number of decision variables and easy to modify according to the requirements. Since the original PSO algorithm was mainly used to solve optimization problems with continuous variables, we made further improvements to the algorithm. Based on the traditional PSO algorithm, we devise new update formulas for velocities and positions of particles, to make the proposed algorithm applicable to discrete variables. We refer to the proposed algorithm as Adaptive Discrete Particle Swarm Algorithm (ADPSA). The pseudo-code of ADPSA is presented in Algorithm 1. Some key notations are explained as follows.

- p_j^* : the optimal position ever reached by the j th particle since the beginning of the searching process;

Algorithm 1 ADPSA

Input: c_1, c_2, n, N **Output:** $g^*, \text{fit}(g^*)$.

```
1: Randomly initialize  $\mathbf{v}_j^0$  and  $X_j^0$  for all  $j$ .
2: Initialize  $p_j^* = X_j$  for all  $j$ , and set  $g^* = \max_j \{p_j^*\}$ .
3: for  $i = 1$  to  $n$  do
4:   Generate  $r_j$  and  $s_j$  from Uniform(0, 1) for all  $j$ .
5:   for  $j = 1$  to  $N$  do
6:      $v_{j,m}^i = w_i v_{j,m}^{i-1} + c_1 r_j (p_{j,m}^* - m_j^{i-1}) + c_2 s_j (g_m^* - m_j^{i-1})$ ;
7:      $v_{j,\theta}^i = w_i v_{j,\theta}^{i-1} + c_1 r_j (p_{j,\theta}^* - \theta_j^{i-1}) + c_2 s_j (g_\theta^* - \theta_j^{i-1})$ ;
8:      $m_j^i = [m_j^{i-1} + v_{j,m}^i]$ ;
9:      $\theta_j^i = [\theta_j^{i-1} + v_{j,\theta}^i]$ ;
10:   Set  $z_{jk}^i = 0$  for  $k = 1, 2, \dots, M$ ;
11:   Set  $N_m = m^*$ ;
12:   Sample  $N_m$  elements without replacement from
    $\{z_{j1}^i, z_{j2}^i, \dots, z_{jM}^i\}$ , and set their values to 1;
13:   if  $\text{fit}(X_j^i) > \text{fit}(p_j^*)$  then
14:     Update  $p_j^* = X_j^i$ ;
15:   if  $\text{fit}(p_j^*) > \text{fit}(g^*)$  then
16:     Update  $g^* = p_j^*$ ;
```

- X_j^i : the position for the j th particle at the i th iteration, in the form of $X_j^i = (m_j^i, \theta_j^i, z_{j1}^i, z_{j2}^i, \dots, z_{j(m_{\max}-1)}^i, z_{jm_{\max}}^i)$;
- \mathbf{v}_j^i : the velocity for the j th particle at the i th iteration, in the form of $\mathbf{v}_j^i = (v_{j,m}^i, v_{j,\theta}^i, v_{j,z_1}^i, v_{j,z_2}^i, \dots, v_{j,z_{m_{\max}-1}}^i, v_{j,z_{m_{\max}}}^i)$;
- g^* : the optimal position solution obtained by the model, in the form of $g^* = (m^*, \theta^*, z_1^*, z_2^*, \dots, z_{m_{\max}-1}^*, z_{m_{\max}}^*)$;
- $\text{fit}(X_j^i)$: the objective function value achieved by a feasible solution X_j^i ;
- $[x]$: the nearest integer of a real number x ;
- N : the population size of the particle swarm.

B. Generation of the initial particle swarm

We now highlight several key aspects of ADPSA that help to overcome the difficulties when applying the original PSO in solving (5).

Before the iterative search starts, we initialize the position and velocity of the particle swarm in the following way.

1) *Position*: We generate the initial population in a more uniform way in the feasible solution space. Recall that, the position of a particle represents a set of feasible solutions in the form $X = (m, \theta, z_1, z_2, \dots, z_{M-1}, z_M)$. For the first two position coordinates m and θ , we initialize them in the following way:

$$\Omega_{pm} = \left\{ \left[\frac{i \cdot (m_{\max} - m_{\min})}{c_{pm}} \right] \right\} \quad \text{for } i \in \{1, \dots, N\}, \quad (6)$$

$$\Omega_{p\theta} = \left\{ \left[\frac{i \cdot (\theta_{\max} - \theta_{\min})}{c_{p\theta}} \right] \right\} \quad \text{for } i \in \{1, \dots, N\}, \quad (7)$$

where c_{pm} and $c_{p\theta}$ are constants that can be adjusted according to the population size N , while $m_{\max}, m_{\min}, \theta_{\max}$ and θ_{\min} represent the maximum and minimum allowable m and θ values,

respectively. We enumerate all possible binary combinations of the elements in Ω_{pm} and $\Omega_{p\theta}$, and assign each combination as the initial values m_j^0 and θ_j^0 for particle j .

Then, for particle j , we randomly set m_j^0 binary variables of z_j^0 to 1, and the rest of the binary variables would be assigned an initial value of 0. This setting allows the particle swarm to cover the feasible solution space in a more uniform way as compared to randomly generated initial positions, reducing the risk of missing the optimal solution, especially when a smaller N is applied under the computational power constraint.

2) *Velocity*: The velocity represents the search direction of a particle at a particular iteration. For particle j , the velocity is denoted as $(v_m^j, v_\theta^j, v_{z_1}^j, v_{z_2}^j, \dots, v_{z_{m_{\max}-1}}^j, v_{z_{m_{\max}}}^j)$. Due to the specificity of the ADPSA algorithm (which will be explained in Subsection D), we only need to generate the initial velocity for searching m and θ by

$$v_{j,m}^0 = r_m \frac{m_{\max} - m_{\min}}{c_{vm}}, \quad (8)$$

$$v_{j,\theta}^0 = r_\theta \frac{\theta_{\max} - \theta_{\min}}{c_{v\theta}}, \quad (9)$$

where r_m and r_θ are random numbers generated from the Uniform $[0, 1]$ distribution, c_{vm} and $c_{v\theta}$ are constants that can be adjusted according to the range of variable restrictions. The generation of the initial velocity by (8) and (9) ensures the rationality of the searching step size as well as the randomness of the search, as a suitable step size is essential for the algorithm to search finely and efficiently without getting trapped in a local optimum solution.

C. Update strategies for m and θ

One key modification of our proposed APDSA from the original PSO is that, we revise the formula for updating the velocity at each iteration for the variables m and θ . Specifically, for the j th particle at iteration i , its velocity and position with respect to variables m and θ are updated by Lines 6 – 9 in Algorithm 1. Note that, as the constraint for z_i depends on the value of m , the update of z_i values would occur after m is determined in each iteration.

According to the original PSO, $w_{j,m}^i$, c_1 , c_2 are constant terms that impact the weights of the velocity of the j th particle at the previous iteration, v_j^{i-1} , the best position in the searched history of the same particle, p_j^* , and the best position that had been reached by any particles, g^* , respectively. Meanwhile, r_j and s_j are two stochastic terms that introduce randomness to the searching process, aiming to reduce the probability that the algorithm stops at a local optimum. Here, we let both r_j and s_j follow the uniform distribution $(0, 1)$.

In APDSA, we apply a slightly different update approach, that is, we consider that the inertia terms $w_{j,m}^i$ are also updated at each iteration. At iteration i , we have

$$w_i = w_{\max} - \frac{i(w_{\max} - w_{\min})}{n}. \quad (10)$$

Compared to the original PSO, we modify the inertia weight to the form presented in (10). Here w_{\max} and w_{\min} are the

maximum and minimum values of the inertia term; we set them to 0.9 and 0.4 in this paper, respectively, according to the recommendation of [14]. Updating the inertia term by (10) will make it gradually decrease as the search proceeds. In this way, we allow the algorithm to cover a wide range of solutions and avoid falling into a local optimum at the beginning of the search, and converge to an optimal solution faster after more iterations have been processed. Also, to ensure that the updated variables are integers, a rounding mechanism is added as in Lines 8 and 9 in Algorithm 1, which is considered as a common approach when integer variables are involved in PSO [15].

D. Update strategies for binary decision variables

As discussed in the previous subsection, in solving our joint optimization model (5), the searching processes for the discrete variables m and θ can follow a similar manner as in the original PSO algorithm. However, it is not appropriate to apply the same mechanism for binary decision variables in our problem because the sum of all binary variables is restricted to m .

Consider the binary variable of the j th particle at the i th iteration are $z_j^{i-1} = [z_{j1}^{i-1}, z_{j2}^{i-1}, \dots, z_{j(m_{\max}-1)}^{i-1}, z_{jm_{\max}}^{i-1}]$. There are exactly m variables which would be assigned the value of 1 among z_1 to $z_{m_{\max}}$. After updating the velocity and the position of m and θ in the same iteration, to guarantee the efficiency and accuracy of the searching process, we propose to process all these binary variables with the following steps (corresponding to Lines 10 to 12 in Algorithm 1).

For the j th particle of the i th iteration:

- 1) Determine the number of binary variables N_m to be randomly generated based on the updated m from the previous iteration.
- 2) Randomly generate N_m distinct integers from $\{1, 2, \dots, m_{\max}\}$. Denote the selected set as Ω_L .
- 3) Set all z_k to 1 for $k \in \Omega_L$ and obtain the updated binary variable $z_j^i = (z_{j1}^i, z_{j2}^i, \dots, z_{j(m_{\max}-1)}^i, z_{jm_{\max}}^i)$.

After particle j 's binary variable position is updated as above, we combine all the updated positions of variables to get the final position $X_j^i = (m_j^i, \theta_j^i, z_{j1}^i, z_{j2}^i, \dots, z_{j(m_{\max}-1)}^i, z_{jm_{\max}}^i)$ of the j th particle in iteration i .

E. Complexity analysis

From Algorithm 1, we can infer that the computational complexity of the ADPSA is $O(n)$, which is the same as the original PSO. An intuitive explanation for the complexity is that, compared to the original PSO, our major modifications in ADPSA include a new method of initializing the population, revised updating rules for the particle positions during each iteration based on the features of decision variables, and enhanced searching process by adaptive inertia weights. The skeleton of PSO algorithm, however, remains unchanged in the ADPSA. Comparatively, a brute-force exhaustive search approach will have to check the feasibility and optimality of all possible combinations, leading to a computational complexity of $O(2^{m_{\max}} \theta_{\max})$.

IV. NUMERICAL RESULTS

In this section, we evaluate the performance of ADPSA algorithm numerically. We first conduct a one-round test using a fixed set of simulation parameters shown in Table I compared the performance of the three algorithms: SA, PSO and the ADPSA. We fix the total time of every iteration to 1 second, and the results are shown in Fig. 2. Based on the results, it can be seen that ADPSA performs more iterations than the other two basic intelligence algorithms within the same time limit, and achieves the highest utility value.

TABLE I
SIMULATION PARAMETERS

Parameter	Value	Parameter	Value
m_{\min}	2	m_{\max}	1000
θ_{\min}	2	θ_{\max}	1000
v_d	1.2 Mb / s	v_u	1.3 Mb / s
R	2 kb	P	0.5 Mb
K	59292098.2754	ϕ	0.5
α	5	κ	1
ρ	(99.9318, 92.6047, ..., 100.9061) \$/kb		
X	(34329.04315, 44717.13606, ..., 42341.5001) kb		
$(\beta_1, \beta_2, \beta_3)$	(4/10, 2/10, 4/10)		

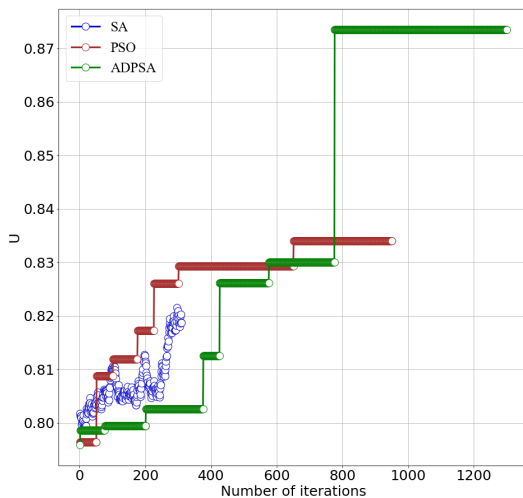


Fig. 2. A demonstration of objective function value of SA, PSO, and ADPSA with respect to the number of iterations.

Next, we compare a pseudo-exhaustive search method, SA, PSO and ADPSA, and Fig. 3 shows the results of each of the four methods by conducting a total of 100 rounds of trials using the parameters in Table I. As to the pseudo-exhaustive method, we first disregard all the binary variables and use the exhaustive method to select the optimal combination of variables m and θ , and then randomly generate the binary variables that meet the restrictions according to the value of m . The results of the pseudo-exhaustive method demonstrate that the discrete variables m and θ affect the objective function values simultaneously with all binary variables, so they cannot be considered separately or selected partially for optimization first. For SA, the performance is extremely unstable and highly dependent on the initial position and speed. In comparison, the ADPSA algorithm achieves the best overall performance, with larger mean, quartiles and smaller variance than other methods.

Finally, we test the performance of each algorithm when the blockchain manager assigns different weights to Latency,

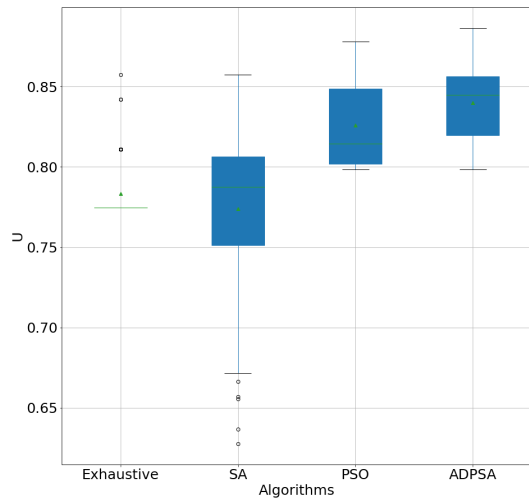


Fig. 3. Box plot of experiment results with 100 trials from each algorithm.

Security, and Cost according to different requirements. Fig. 4 shows the cumulative probability distribution of the relative difference of ADPSA to other algorithms, defined as $\frac{U_{ADPSA} - U_A}{U_A}$, where A can be one of PSO, SA and exhaustive search, for 500 independent runs with randomly generated weights β_1, β_2 , and β_3 . We observe that ADPSA performs the same or better than PSO, SA, and exhaustive search in 81.2%, 78.8%, 99.8% of all scenarios. The improvement in the utility value of ADPSA over PSO, SA, and exhaustive search can be up to 39.7%, 88.7%, and 61.6%, respectively.

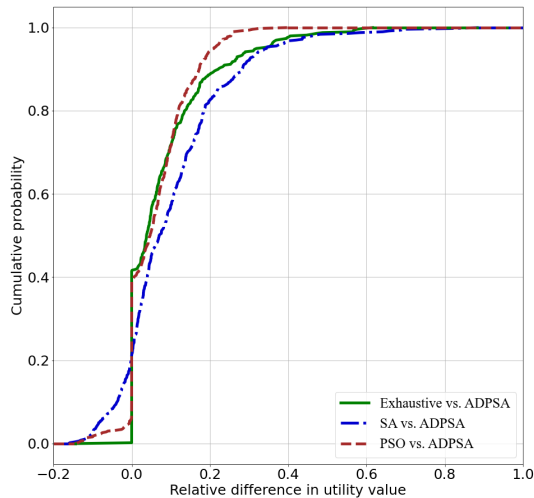


Fig. 4. Cumulative probability distribution of the relative difference in the utility value by ADPSA to other algorithms with randomly generated weights.

The improvement of ADPSA over the original PSO algorithm is mainly due to the modified initial population generation and particle property update methods, which were described in detail in subsections B, C and D in Section III. The improved algorithm can search for the optimal solution to the problem more comprehensively and precisely.

V. CONCLUSIONS

In this paper, we have introduced a method for processing healthcare-related data using blockchain technology based on

the DPoS consensus algorithm, ensuring a balance of security and efficiency needed for healthcare systems. To help blockchain managers better handle and manage data, we have designed an optimization model based on the blockchain operational process, and proposed the ADPSA algorithm based on the PSO algorithm to address the presence of discrete variables and a large number of binary variables in the model. Numerical results have shown that ADPSA is superior as well as more efficient and robust than existing algorithms.

ACKNOWLEDGEMENTS

This work is partly supported by Zhuhai Basic and Applied Basic Research Foundation Grant ZH22017003200018PWC, and partly supported by the Guangdong Provincial Key Laboratory of Interdisciplinary Research and Application for Data Science, BNU-HKBU United International College, Project code 2022B1212010006 and in part by Guangdong Higher Education Upgrading Plan (2021-2025) UIC R0400001-22.

REFERENCES

- [1] S. Selvaraj and S. Sundaravadhan, "Challenges and opportunities in IoT healthcare systems: a systematic review," *SN Applied Sciences*, vol. 2, no. 1, p. 139, 2020.
- [2] C. C. Agbo, Q. H. Mahmoud, and J. M. Eklund, "Blockchain technology in healthcare: a systematic review," in *Healthcare*, vol. 7, no. 2, 2019, p. 56.
- [3] T.-T. Kuo, H.-E. Kim, and L. Ohno-Machado, "Blockchain distributed ledger technologies for biomedical and health care applications," *Journal of the American Medical Informatics Association*, vol. 24, no. 6, pp. 1211–1220, 2017.
- [4] S. Angraal, H. M. Krumholz, and W. L. Schulz, "Blockchain Technology: Applications in Health Care," *Circulation: Cardiovascular quality and outcomes*, vol. 10, no. 9, p. e003800, 2017.
- [5] M. Mettler, "Blockchain technology in healthcare: The revolution starts here," in *2016 IEEE 18th International Conference on e-Health Networking, Applications and Services (Healthcom)*, 2016, pp. 1–3.
- [6] A. S. Albahri, J. K. Alwan, Z. K. Taha, S. F. Ismail, R. A. Hamid, A. Zaidan, O. S. Albahri, B. Zaidan, A. H. Alamoodi, and M. Alsalem, "IoT-based telemedicine for disease prevention and health promotion: State-of-the-Art," *Journal of Network and Computer Applications*, vol. 173, p. 102873, 2021.
- [7] P. P. Ray, B. Chowhan, N. Kumar, and A. Almogren, "BioTHR: Electronic health record servicing scheme in IoT-blockchain ecosystem," *IEEE Internet of Things Journal*, vol. 8, no. 13, pp. 10 857–10 872, 2021.
- [8] G. Fragkos, C. Minwalla, J. Plusquellic, and E. E. Tsiropoulou, "Artificially intelligent electronic money," *IEEE Consumer Electronics Magazine*, vol. 10, no. 4, pp. 81–89, 2020.
- [9] A. A. Abdellatif, A. Z. Al-Marridi, A. Mohamed, A. Erbad, C. F. Chiasserini, and A. Refaey, "ssHealth: Toward Secure, Blockchain-Enabled Healthcare Systems," *IEEE Network*, vol. 34, no. 4, pp. 312–319, 2020.
- [10] J. Kennedy and R. Eberhart, "Particle swarm optimization," in *Proceedings of ICNN'95*, vol. 4, 1995, pp. 1942–1948 vol.4.
- [11] S. Kirkpatrick, C. D. Gelatt, and M. P. Vecchi, "Optimization by Simulated Annealing," *Science*, vol. 220, no. 4598, pp. 671–680, 1983.
- [12] J. Kang, Z. Xiong, D. Niyato, D. Ye, D. I. Kim, and J. Zhao, "Toward Secure Blockchain-Enabled Internet of Vehicles: Optimizing Consensus Management Using Reputation and Contract Theory," *IEEE Trans. Veh. Technol.*, vol. 68, no. 3, pp. 2906–2920, 2019.
- [13] K. Wüst, "Security of blockchain technologies," Master's thesis, ETH Zürich, 2016.
- [14] K. Yasuda, A. Ide, and N. Iwasaki, "Adaptive particle swarm optimization," in *SMC'03 Conference Proceedings.*, vol. 2, 2003, pp. 1554–1559.
- [15] A. Rezaee Jordehi and J. Jasni, "Particle swarm optimisation for discrete optimisation problems: a review," *Artificial Intelligence Review*, vol. 43, pp. 243–258, 2015.