

CONFIDE: CONTEXTUAL FINITE DIFFERENCE MODELLING OF PDES

Ori Linial

Technion – Israel Institute of Technology
Haifa, Israel
linial04@gmail.com

Orly Avner & Dotan Di Castro

Bosch Center for Artificial Intelligence
Haifa, Israel

ABSTRACT

We introduce a method for inferring an explicit PDE from a data sample generated by previously unseen dynamics, based on a learned context. The training phase integrates knowledge of the form of the equation with a differential scheme, while the inference phase yields a PDE that fits the data sample and enables both signal prediction and data explanation. We include results of extensive experimentation, comparing our method to SOTA approaches, together with ablation studies that examine different flavors of our solution in terms of prediction error and explainability.

1 INTRODUCTION

Many scientific fields use the language of Partial Differential Equations (PDEs; Evans, 2010) to describe the physical laws governing observed natural phenomena with spatio-temporal dynamics. Typically, a PDE system is derived from first principles and a mechanistic understanding of the problem after experimentation and data collection by domain experts of the field. Well-known examples for such systems include Navier-Stokes and Burgers’ equations in fluid dynamics, Maxwell’s equations for electromagnetic theory, and Schrödinger’s equations for quantum mechanics. Solving a PDE model could provide users with crucial information on how a signal evolves over time and space, and could be used for both prediction and control tasks.

While creating PDE-based models holds great value, it is still a difficult task in many cases. For many complex real-world phenomena, we might only know some of the dynamics of the system. For example, an expert might tell us that a heat equation PDE has a specific functional form but we do not know the values of the diffusion and drift coefficient functions. We focus mainly on this case.

The current process of solving PDEs over space and time is by using numerical differentiation and integration schemes. However, numerical methods may require significant computational resources, making the PDE solving task feasible only for low-complexity problems, e.g., a small number of equations. An alternative common approach is finding simplified models that are based on certain assumptions and can roughly describe the problem’s dynamics. A known example for such a model are the Reynolds-averaged Navier-Stokes equations Reynolds (1895). Building simplified models is considered a highly non-trivial task that requires special expertise, and might still not represent the phenomenon to a satisfactory accuracy.

In recent years, with the rise of Deep Learning (DL; LeCun et al., 2015), novel methods for solving numerically-challenging PDEs were devised. These methods have become especially useful thanks to the rapid development of sensors and computational power, enabling the collection of large amounts of multidimensional data related to a specific phenomenon. In general, DL based approaches consume the observed data and learn a black-box model of the given problem that can then be used to provide predictions for the dynamics. While this set of solutions has been shown to perform successfully on many tasks, it still suffers from two crucial drawbacks: (1) It offers no explainability as to why the predictions were made, and (2) it usually performs very poorly when extrapolating to unseen data.

In this paper, we offer a new hybrid modelling (Kurz et al., 2022) approach that can benefit from both worlds: it can use the vast amount of data collected on one hand, and utilize the partially known PDEs describing the observed natural phenomenon on the other hand. In addition, it can learn several

contexts, thus employing the generalization capabilities of DL models and enabling zero-shot learning (Palatucci et al., 2009).

Specifically, our model is given a general functional form of the PDE (i.e., which derivatives are used), consumes the observed data, and outputs the estimated coefficient functions. Then, we can then use off-the-shelf PDE solvers (e.g., PyPDE¹) to solve and create predictions of the given task forward in time for any horizon.

Another key feature of our approach is that it consumes the spatio-temporal input signals required for training in an unsupervised manner, namely the coefficient functions that created the signals in the train set are unknown. This is achieved by combining an autoencoder architecture (AE; Kramer, 1991; Hinton & Salakhutdinov, 2006) with a loss defined using the functional form of the PDE. As a result, large amounts of training data for our algorithm can be easily acquired. Moreover, our ability to generalize to data corresponding to a PDE whose coefficients did not appear in the train set, enables the use of synthetic data for training. Although our approach is intended to work when the PDE functional form is known, it is not limited to that scenario only. In cases where we are given a misspecified model (when experts provide a surrogate model for instance), our model can eliminate some of the discrepancies using the extra function that is not a coefficient of one of the derivatives (the $p_0(x, t, u)$ function in equation 1).

On the technical side, we chose to apply a finite difference approach in order to integrate the knowledge regarding the structure of the PDE family. This approach enables us to consume training data without requiring the corresponding boundary conditions.

A natural question for this setup is whether we are able to extract the “correct” coefficients for the PDE. The answer depends on the identifiability of the system, a trait that does not hold for many practical scenarios. We therefore focus on finding the coefficients that best explain the data, making prediction of the signal forward in time possible. Practitioners will find the estimated coefficients useful even if they are not exact, since they may convey the shape, or dynamics, of unknown phenomena.

Our motivation comes from the world of electric vehicle batteries, where PDEs are used to model battery charging, discharging and aging. The data describing these phenomena is gathered by battery management systems in the vehicle, and also in the lab. Traditional techniques for model calibration suffer from two drawbacks: (1) they are extremely time consuming, (2) they do not leverage data from one battery in the dataset to another. Our approach solves both issues: model calibration is achieved by inference rather than optimization, and the learned context facilitates transfer of knowledge between batteries.

We summarize our contribution as follows:

1. Harnessing the information contained in large datasets belonging to a phenomenon which is related to a PDE functional family in an unsupervised manner. Specifically, we propose a regression based method, combined with a finite difference approach.
2. Proposing a DL encoding scheme for the context conveyed in such datasets, enabling generalization for prediction of unseen samples based on minimal input, similarly to zero-shot learning.
3. Extensive experimentation with the proposed scheme, examining the effect of context and train set size, along with a comparison to different previous methods.

The paper is organized as follows. In Section 2 we review related work. In Section 3 we present the proposed method and in Section 4 we provide experiments to support our method. Section 5 completes the paper with conclusions and future directions.

2 RELATED WORK

Creating a neural-network based model for approximating the solution of a PDE has been studied extensively over the years, and dates back more than two decades (Lagaris et al., 1998). We divide deep learning based approaches by their ability to incorporate mechanistic knowledge in their models, and by the type of information that can be extracted from using them. Another distinction between

¹<https://pypde.readthedocs.io/en/latest/>

different approaches is their ability to handle datasets originating from different contexts. From a PDE perspective, a different context could refer to having data signals generated with different coefficients functions (p_i in equation 1). In many real-world applications, obtaining observed datasets originating from a single context is impractical. For example, in cardiac electrophysiology (Neic et al., 2017), patients differ in cardiac parameters like resistance and capacitance, thus representing different contexts. In fluid dynamics, the topography of the underwater terrain (bathymetry) differs from one sample to another (Hajduk et al., 2020).

The first line of work is purely data-driven methods. These models come in handy when we observe a spatio-temporal phenomenon, but either don't have enough knowledge of the underlying PDE dynamics, or the known equations are too complicated to solve numerically (as explained thoroughly by Wang & Yu (2021)). Recent advances demonstrate successful prediction results that are fast to compute (compared to numerically solving a PDE), and also provide decent predictions even for PDEs with very high dimensions (Brandstetter et al., 2022; Li et al., 2020; Han et al., 2018; Lu et al., 2019). However, the downside of this approach is not being able to infer the PDE coefficients, which may hold valuable information and explanations as to why the model formed its predictions.

The second type of data-driven methods are approaches that utilize PDE forms known beforehand to some extent. Works that adopt this approach can usually utilize the given mechanistic knowledge and provide reliable predictions, ability to generalize to unseen data, and in some cases even reveal part of the underlying PDE coefficient functions. However, their main limitation is that they assume the entire training dataset is generated by a single coefficient function and only differ in the initial conditions (or possibly boundary conditions). PDE-NET (Long et al., 2018), its followup PDE-NET2 (Long et al., 2019), DISCOVER (Du et al., 2022), PINO (Li et al., 2021) and sparse-optimization methods (Schaeffer, 2017; Rudy et al., 2017) (expanding the idea originally presented on ODEs Brunton et al. (2016); Champion et al. (2019)), are not given the PDE system, but instead aim to learn some representation of the underlying PDE as a linear combination of base functions and derivatives of the PDE state. PINN (Raissi et al., 2019) and NeuralPDE (Zubov et al., 2021) assume full knowledge of the underlying PDE including the its coefficients, and aim to replace the numerical PDE solver by a fast and reliable model. They also provide a scheme for finding the PDE parameters as scalars, but assume the entire dataset is generated by a single coefficient value, while we assume each sample is generated with different coefficient values which could be functions of time, space and state (as described in equation 1). In Négiar et al. (2022), the authors incorporate knowledge of the PDE structure as a hard constraint while learning to predict the solution to the PDE. Similarly, Learning-informed PDEs (Dong et al., 2022; Aarset et al., 2022) suggest a method that assumes full knowledge of the PDE derivatives and their coefficient functions, and infers the free coefficient function (namely $p_0(x, t, u)$ in equation 1). In (Lim et al., 2022), the authors apply a finite difference approach to PINNs.

The last line of work, and closer in spirit to ours, includes context-aware methods that assume some mechanistic knowledge, with each sample in the train set generated by different PDE coefficients (we also refer to this concept as having different context) and initial conditions. CoDA (Kirchmeyer et al., 2022) provides the ability to form predictions of signals with unseen contexts, but does not directly identify the PDE parameters. GOKU (Linial et al., 2021) and ALPS (Yang et al., 2022) provide context-aware inference of signals with ODE dynamics, when the observed signals are not the ODE variables directly. Another important paper introduces the APHYNITY algorithm (Yin et al., 2021), which also presents an approach to inferring PDE parameters from data. This work handles the scenario of fixed coefficients, as opposed to our ability to handle coefficients that are functions. Also, the case of coefficients that differ between samples is addressed only briefly, with a fixed, rather high, context ratio.

3 METHOD

The data we handle is a set of spatio-temporal signals generated by an underlying PDE, only the form of which is known. The coefficient functions determining the exact PDE are unknown and may be different for each collection of data. Our goal is to estimate these coefficient functions and provide reliable predictions of the future time steps of the observed phenomenon. The proposed method comprises three subsequent parts: (1) Creating a compact representation of the given signal,

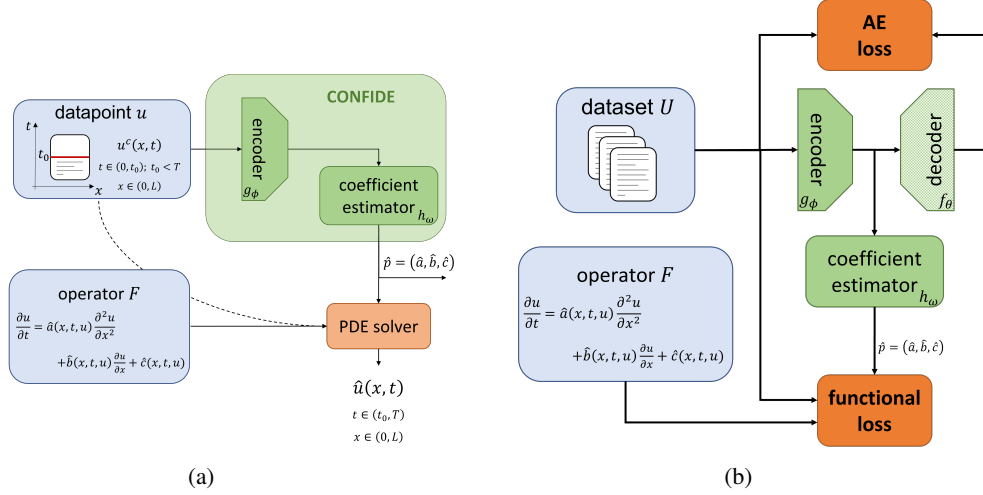


Figure 1: (a) Inference process. Dashed line is initial condition. (b) Training process.

(2) estimating the PDE coefficients, and (3) solving the PDE using the acquired knowledge. For ease of exposition we focus on parabolic PDEs in this section.

3.1 PROBLEM FORMULATION

We now define the problem formally. Let $u(x, t)$ denote a signal with spatial support $x \in [0, L]$ and temporal support $t \in [0, T]$. We refer to this as the *complete* signal. Next, we define $u^c(x, t)$ to be a partial input signal, a *patch*, where its support is $x \in [0, L]$, $t \in [0, t_0]$, $0 < t_0 < T$. The superscript c stands for context. We assume the signal $u(x, t)$ is the solution of a k -order PDE of the general form

$$\frac{\partial u}{\partial t} = \sum_{l=1}^k p_l(x, t, u) \frac{\partial u^l}{\partial x^l} + p_0(x, t, u), \quad (1)$$

with a vector of coefficient functions $p = (p_0, \dots, p_k)$. We adopt the notation of Wang & Yu (2021) and refer to a family of PDEs characterized by a vector p as an operator $F(p, u)$, where solving $F(p, u) = 0$ yields solutions of the PDE.

The problem we solve is as follows: given a patch $u^c(x, t)$, that solves a PDE of a *known* operator F with an *unknown* coefficient vector p , we would like to (a) estimate the coefficient vector \hat{p} and (b) predict the complete signal $\hat{u}(x, t)$ for $0 \leq t \leq T$.

Our solution is a concatenation of two neural networks, which we call *CONFIDE*. Its input is a patch, and its output is a vector \hat{p} . We feed this vector into an off-the-shelf PDE solver together with the operator $F(p, u)$ to obtain the predicted signal $\hat{u}(x, t)$. An explanation of our numerical scheme appears in Section A.

3.2 CONFIDE INFERENCE

We begin by outlining our inference process, presented in Fig. 1a. The input to this process is a patch $u^c(x, t)$, where $x \in [0, L]$, $t \in [0, t_0]$ and an operator F (e.g., the one introduced in equation 1 for $k = 2$). The patch is fed into the *CONFIDE* component, which generates the estimated coefficients \hat{p} , in the example, $\hat{p} = (\hat{a}, \hat{b}, \hat{c})$. The PDE solver then uses this estimate to predict the complete signal, $\hat{u}(x, t)$, $x \in [0, L]$, $t \in [t_0, T]$. An important feature of our approach is the explicit prediction of the coefficient functions, which contributes to the explainability of the solution.

The patch $u^c(x, t)$ is a partial signal that serves as an initial condition for the prediction and also represents the dynamics of the signal for estimating the PDE coefficients. In the sequel we refer to it as “context”. The ratio of the context is denoted by ρ , such that $t_0 = \rho T$, and is a hyper-parameter of our algorithm. We discuss the effect of context size in Section C.2.

Algorithm 1 CONFIDE inference scheme

Input: patch $u^c(x, t)$, operator F , trained networks: decoder g_ϕ , coefficient estimator h_ω
 $\hat{p} \leftarrow h_\omega(g_\phi(u^c))$
 $\hat{u} \leftarrow \text{PDE_solve}(F, \hat{p}, u^c(x, t = t_0))$
return \hat{u}, \hat{p}

Algorithm 2 Algorithm for training CONFIDE

Input: dataset U , operator F , context ratio ρ , loss weight α , number of epochs N_e
Init: random weights in encoder g_ϕ , decoder f_θ , coefficient estimator h_ω
for epoch in N_e **do**
 $\mathcal{L} \leftarrow 0$
 $U_N^c \leftarrow N$ random patches, one from each $u_i \in U$
for u_i^c in U_N^c **do**
 $\hat{p}_i \leftarrow h_\omega(g_\phi(u_i^c))$
 $\mathcal{L}_{\text{AE}} \leftarrow (u_i^c - f_\theta(g_\phi(u_i^c), u_i(t = 0)))^2$
 $\mathcal{L}_{\text{coef}} \leftarrow \|F(\hat{p}_i, u_i^c)\|^2$
 $\mathcal{L} \leftarrow \mathcal{L} + \alpha \cdot \mathcal{L}_{\text{AE}} + (1 - \alpha) \cdot \mathcal{L}_{\text{coef}}$
end for
 $\phi, \theta, \omega \leftarrow \arg \min \mathcal{L}$
end for

3.3 CONFIDE TRAINING

The training process is presented in Fig. 1b. Its input is a dataset U that consists of N complete signals $\{u_i(x, t)\}_{i=1}^N$, which are solutions of N PDEs that share an operator F but have unique coefficient vectors $\{p_i\}_{i=1}^N$. We stress that the vectors p_i are unknown even at train time. The support of the signals is $x \in [0, L]$, $t \in [0, T]$. The loss we minimize is a weighted sum of two components: (i) the autoencoder reconstruction loss, which is defined in equation 2, and (ii) the functional loss as defined in equation 3.

CONFIDE comprises two parts: (1) an encoder and (2) a coefficient estimator. The encoder’s goal is to capture the dynamics driving the signal u_i , thus creating a compact representation for the coefficient estimator. The encoder is trained on patches u_i^c randomly taken from signals u_i belonging to the train set. Each patch is of size $t_0 \times L$.

The encoder loss is the standard AE reconstruction loss, namely the objective is

$$\min_{\theta, \phi} \mathcal{L}_{\text{AE}} = \min_{\theta, \phi} \sum_{i=1}^N \text{loss}(u_i^c - f_\theta(g_\phi(u_i^c))), \quad (2)$$

where f_θ is the decoder, g_ϕ is the encoder and $\text{loss}(\cdot, \cdot)$ is a standard loss function (e.g., L^2 loss).

The second component is the coefficient estimator, whose input is the encoded context. The estimated coefficients output by this component, together with the operator F , form the functional objective:

$$\min_{\omega} \mathcal{L}_{\text{coef}} = \min_{\omega} \sum_{i=1}^N \|F(\hat{p}_i, u_i^c)\|^2, \quad (3)$$

where ω represents the parameters of the coefficient estimator network, and \hat{p} is the estimator of p , acquired by applying the network h_ω to the output of the encoder.

The two components are trained simultaneously, and the total loss is a weighted sum of the losses in equation 2 and equation 3: $\mathcal{L} = \alpha \cdot \mathcal{L}_{\text{AE}} + (1 - \alpha) \cdot \mathcal{L}_{\text{coef}}$, where $\alpha \in (0, 1)$ is a hyper-parameter.

Initial-conditions aware autoencoder. To further aid our model in learning the underlying dynamics of the observed phenomenon, we include the observed initial conditions of the signal (i.e., $u_i(t = 0)$) along with the latent context vector (i.e., $g_\phi(u_i^c)$) as input to the decoder network. This modification enables the model to learn a context vector that better represents the dynamics of the phenomenon, rather than other information such as the actual values of the signal.

We experimented with removing the decoder and training the networks using the functional loss alone, and without including the initial conditions as an input to the decoder. In both cases, results proved to be inferior, suggesting that the autoencoder loss helps the model to focus on the underlying dynamics of the observed signal.

To summarize this section, we present the inference scheme in Algorithm 1, and the full training algorithm in Algorithm 2.

4 EXPERIMENTS

We devote this section to analyse and compare our approach to other solutions, on three different systems of PDEs: (1) constant coefficients, (2) Burgers’ equations, and (3) 2D-FitzHugh-Nagumo. For each PDE task, we created a dataset of signals generated from a PDE with different coefficients. We could not use off-the-shelf datasets, such as those appearing in PDEBench Takamoto et al. (2022), since each of the datasets there is generated from a single constant function (i.e., all data samples have the same context). We used well-known equations, therefore our datasets can serve as a benchmark for the emerging field of contextual PDE modelling. We stress the fact that the test set contains signals generated by PDEs with coefficient vectors that *do not* appear in the training data, resulting in a zero-shot prediction problem. More information about dataset creation can be found in the appendix.

We benchmark the performance of CONFIDE against several state of the art approaches:

1. Neural ODE, based on the algorithm suggested in Chen et al. (2018), Section 5.1 (namely, Latent ODE).
2. Fourier Neural Operator (FNO), introduced in Li et al. (2020).
3. U-Net, as presented in Gupta & Brandstetter (2022).

Additional details regarding the implementation of baselines can be found in Section B.2.

4.1 SECOND ORDER PDE WITH CONSTANT COEFFICIENTS

The first family of PDEs used for our experiments is:

$$\frac{\partial u}{\partial t} = a \frac{\partial^2 u}{\partial x^2} + b \frac{\partial u}{\partial x} + c, \quad (4)$$

where $p = (a, b, c)$ are constants but differ between signals. Figure 2a demonstrates the clear advantage of our approach, which increases with the prediction horizon (note the logarithmic scale of the vertical axis, representing the MSE of prediction). Since CONFIDE harnesses both mechanistic knowledge and training data, it is able to predict the signal $\hat{u}(x, t)$ several timesteps ahead, while keeping the error to a minimum.

Another result for this set of experiments appears in Figure 2b. Here, we plot the estimated value of parameter a of equation 4, against its true value. The plot and the high value of R^2 demonstrate the low variance of our prediction, with a strong concentration of values along the $y = x$ line.

Section C presents the results of an ablation study on the hyper-parameters of CONFIDE for this equation.

4.2 BURGERS’ EQUATION

Another family of PDEs we experiment with is the quasi-linear Burgers’ equation, whose general form is

$$\frac{\partial u}{\partial t} = a \frac{\partial^2 u}{\partial x^2} + b(u) \frac{\partial u}{\partial x}, \quad (5)$$

where $b(x, t, u) = -u$, as presented in Bateman (1915). We note that this equation is quasi-linear since its drift coefficient $b(x, t, u)$ depends on the solution u itself. The dataset for our experiments consists of 10000 signals with different values of a and the same $b(u) = -u$, both unknown to the algorithm a priori. We begin with a demonstration of a signal $u(x, t)$ and its prediction $\hat{u}(x, t)$ in

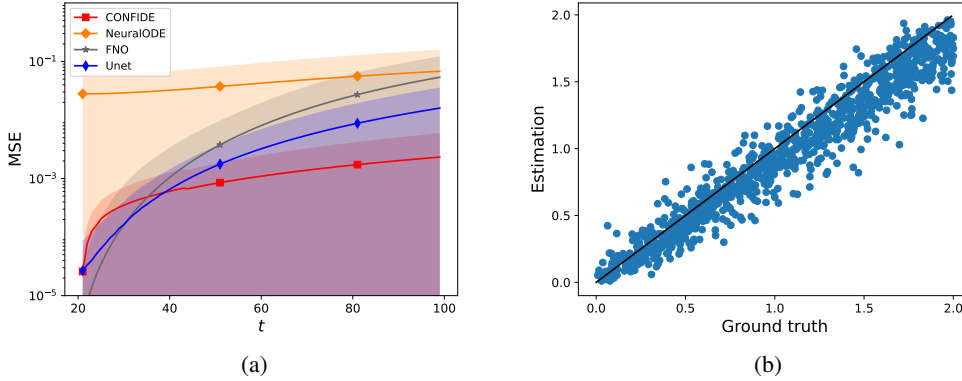


Figure 2: Constant coefficients (Section 4.1). **(a)** Prediction error vs. prediction horizon, for different algorithms. CONFIDE, in red, is our approach. **(b)** Estimated value of the $\partial^2 u / \partial x^2$ coefficient vs. ground truth, for test set ($R^2 = 0.93$).

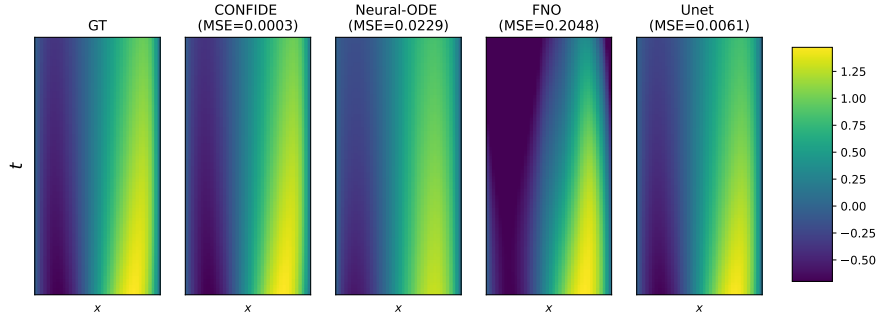


Figure 3: A solution of the Burgers' equation (prediction MSE appears in the title). The left panel displays the ground truth (GT), next to it the error-minimizing CONFIDE prediction. Neural ODE, FNO and U-Net achieve errors that are 1-3 orders of magnitude larger, exhibiting considerable deterioration over time.

Figure 3. As can be seen both visually and from the value of the MSE (in each panel's title), our approach yields a prediction that stays closest to the ground truth (GT), even as the prediction horizon (vertical axis) increases.

Figure 4a displays a comparison between the different approaches to our problem. As before, the vertical axis of the plot is logarithmic, and the advantage of CONFIDE over other approaches increases with the prediction horizon. In Figure 4b we focus on the ability to accurately predict coefficient functions with spatio-temporal dynamics, in this case: the coefficient $b(x, t, u)$ of equation 5. The panels correspond to different points in time, showing that the coefficient estimator tracks the temporal evolution successfully.

4.3 FITZHUGH-NAGUMO EQUATIONS

The last family of PDEs we examine is the FitzHugh-Nagumo PDE (Klaasen & Troy, 1984) consisting of two equations:

$$\frac{\partial u}{\partial t} = a\Delta u + R_u(u, k, v), \quad \frac{\partial v}{\partial t} = b\Delta v + R_v(u, v), \quad (6)$$

where a and b represent the diffusion coefficients of u and v , and Δ is the Laplace operator. For the local reaction terms, we follow Yin et al. (2021) and set $R_u(u, k, v) = u - u^3 - k - v$, and $R_v(u, v) = u - v$. The PDE state is (u, v) , defined on the 2-D rectangular domain (x, y) with periodic Neumann boundary conditions.

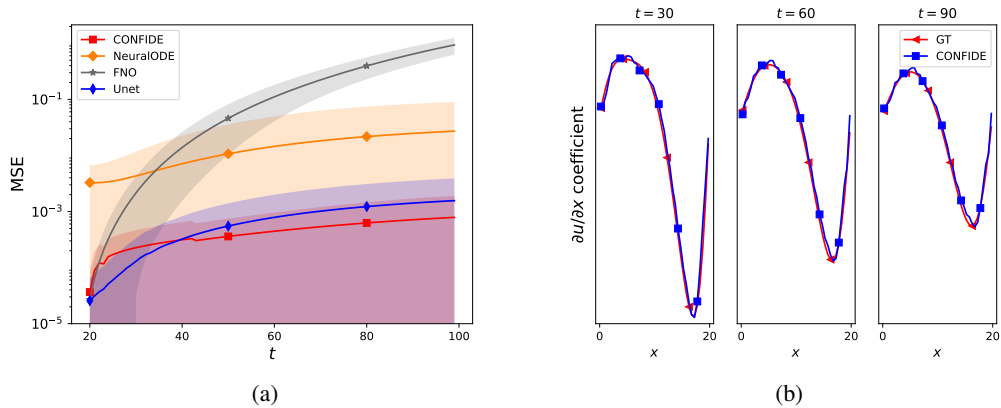


Figure 4: Burgers' PDE: **(a)** Prediction error as prediction horizon increases, for different approaches with context ratio $\rho = 0.2$. **(b)** Estimation of the coefficient function $b(x, t, u)$ of the Burgers' equation from equation 5. CONFIDE manages to accurately estimate the spatio-temporal dynamics of the coefficient, based on a context ratio of $\rho = 0.2$.

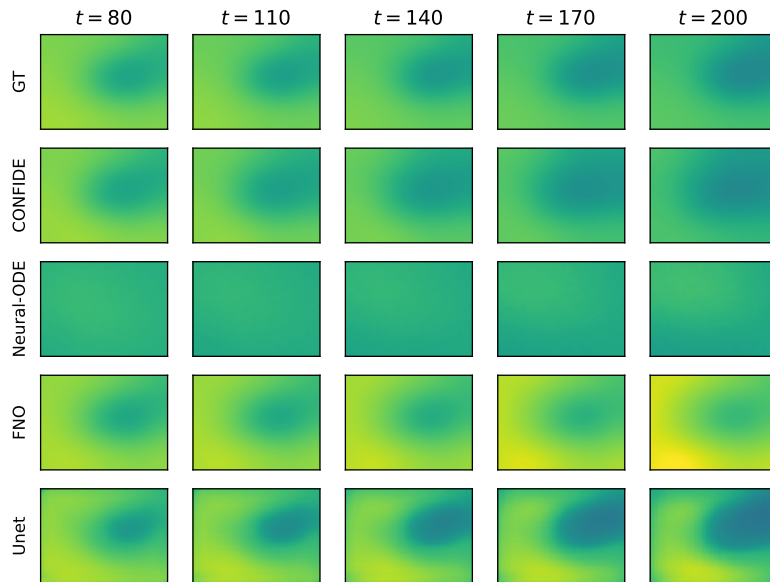


Figure 5: Figures in the top row show the ground truth of R_v for different time points, and the rows below show the estimation of it by the different approaches. CONFIDE near-perfectly recovers the unknown part of the PDE even as the prediction horizon increases.

The dataset created for this task consists of 1000 signals, each with a different value of k . We compare the prediction generated by CONFIDE to those yielded by other approaches, and present a typical result in Fig. 5. In Figure 7 we present the prediction error as a function of the prediction horizon, once again comparing CONFIDE to the baselines.

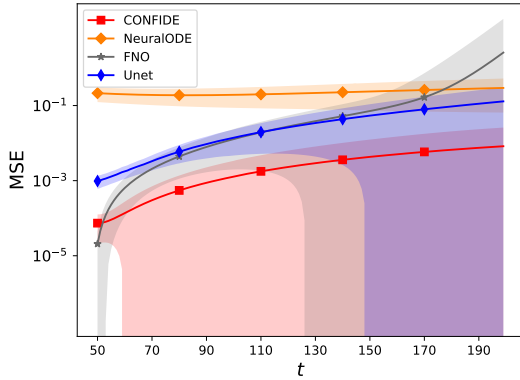


Figure 6: 2D-FitzHugh-Nagumo PDE: prediction error as horizon increases, for different approaches.

Setup	Coefficient estimation error
Constant coeff.	0.0095 ± 0.0131
Burgers'	0.0454 ± 0.0333
FN2D	0.0075 ± 0.0123

Table 1: Coefficient estimation error for different experimental setups: constant coefficients, Burgers' equation and two-dimensional FitzHugh-Nagumo. The variance is calculated over the entire test set, namely 1000 signals for the first two setups and 100 signals for FN.

We summarize the results of experiments for signal prediction across all setups and approaches in Table 2. The table includes results for CONFIDE, all baselines, and also a variant of CONFIDE which we refer to as CONFIDE-0. This zero-knowledge variant is applicable when we know that the signal obeys some differential operator F , but have no details regarding the actual structure of F . Thus, CONFIDE-0 does not estimate the equation parameters, and only yields a prediction for the signal, utilizing our context-based architecture. We elaborate further in Section B.2.

Table 2: Result summary for the signal prediction task, on all three PDE systems. The numbers represent signal prediction error at the end of the prediction horizon, averaged over the entire test set.

Method	Constant coefficients	Burgers'	FitzHugh-Nagumo
CONFIDE	0.0023 ± 0.0036	0.0008 ± 0.0011	0.0083 ± 0.0177
CONFIDE-0	0.0079 ± 0.0218	0.0009 ± 0.0016	0.0845 ± 0.0978
Neural-ODE	0.0680 ± 0.0905	0.0272 ± 0.0627	0.2944 ± 0.2293
FNO	0.0538 ± 0.0680	0.9351 ± 0.3091	2.5727 ± 17.732
Unet	0.0160 ± 0.0199	0.0016 ± 0.0023	0.1293 ± 0.1748

5 CONCLUSION

In this work we introduce a new hybrid modelling approach, combining mechanistic knowledge with data. The knowledge we assume is in the form of a PDE family, without specific parameter values, typically supplied by field experts. The dataset we rely on is readily available in physical modelling problems, as it is simply a collection of spatio-temporal signals belonging to the same PDE family, with different parameters. Unlike other schemes, we do not require knowledge of the parameters of the PDE generating our train data. We conduct extensive experiments, comparing our scheme to other solutions and testing its performance in different regimes. It achieves good results in the zero-shot learning problem, and is robust to different values of hyper-parameters.

Future directions we would like to pursue include a straightforward extension to handle signals with missing datapoints, handling “out of distribution” signals, generated by parameters beyond the support of the dataset, and examining the robustness of predicting such signals. Another question that comes to mind is whether including multiple signals generated by the same parameters has an effect on quality of results, similar to or different from that of the context ratio. Finally, we are eager to apply CONFIDE to a real world problem like the ones mentioned in Section 2.

REFERENCES

- Christian Aarset, Martin Holler, and Tram Thi Ngoc Nguyen. Learning-informed parameter identification in nonlinear time-dependent pdes. *arXiv preprint arXiv:2202.10915*, 2022.
- Harry Bateman. Some recent researches on the motion of fluids. *Monthly Weather Review*, 43(4): 163–170, 1915.
- Johannes Brandstetter, Daniel Worrall, and Max Welling. Message passing neural pde solvers. *arXiv preprint arXiv:2202.03376*, 2022.
- Steven L Brunton, Joshua L Proctor, and J Nathan Kutz. Discovering governing equations from data by sparse identification of nonlinear dynamical systems. *Proceedings of the national academy of sciences*, 113(15):3932–3937, 2016.
- Kathleen Champion, Bethany Lusch, J Nathan Kutz, and Steven L Brunton. Data-driven discovery of coordinates and governing equations. *Proceedings of the National Academy of Sciences*, 116(45): 22445–22451, 2019.
- Ricky TQ Chen, Yulia Rubanova, Jesse Bettencourt, and David K Duvenaud. Neural ordinary differential equations. *Advances in neural information processing systems*, 31, 2018.
- Guozhi Dong, Michael Hintermüller, and Kostas Papafitsoros. Optimization with learning-informed differential equation constraints and its applications. *ESAIM: Control, Optimisation and Calculus of Variations*, 28:3, 2022.
- Mengge Du, Yuntian Chen, and Dongxiao Zhang. Discover: Deep identification of symbolic open-form pdes via enhanced reinforcement-learning. *arXiv preprint arXiv:2210.02181*, 2022.
- Lawrence C Evans. *Partial differential equations*, volume 19. American Mathematical Soc., 2010.
- Jayesh K Gupta and Johannes Brandstetter. Towards multi-spatiotemporal-scale generalized pde modeling. *arXiv preprint arXiv:2209.15616*, 2022.
- Hennes Hajduk, Dmitri Kuzmin, and Vadym Aizinger. *Bathymetry Reconstruction Using Inverse ShallowWater Models: Finite Element Discretization and Regularization*. Springer, 2020.
- Jiequn Han, Arnulf Jentzen, and Weinan E. Solving high-dimensional partial differential equations using deep learning. *Proceedings of the National Academy of Sciences*, 115(34):8505–8510, 2018.
- Geoffrey E Hinton and Ruslan R Salakhutdinov. Reducing the dimensionality of data with neural networks. *science*, 313(5786):504–507, 2006.
- Mathieu Kirchmeyer, Yuan Yin, Jérémie Donà, Nicolas Baskiotis, Alain Rakotomamonjy, and Patrick Gallinari. Generalizing to new physical systems via context-informed dynamics model. *arXiv preprint arXiv:2202.01889*, 2022.
- Gene A Klaasen and William C Troy. Stationary wave solutions of a system of reaction-diffusion equations derived from the fitzhugh–nagumo equations. *SIAM Journal on Applied Mathematics*, 44(1):96–110, 1984.
- Mark A Kramer. Nonlinear principal component analysis using autoassociative neural networks. *AIChE journal*, 37(2):233–243, 1991.
- Stefan Kurz, Herbert De Gersem, Armin Galetzka, Andreas Klaedtke, Melvin Liebsch, Dimitrios Loukrezis, Stephan Russenschuck, and Manuel Schmidt. Hybrid modeling: towards the next level of scientific computing in engineering. *Journal of Mathematics in Industry*, 12(1):1–12, 2022.
- Isaac E Lagaris, Aristidis Likas, and Dimitrios I Fotiadis. Artificial neural networks for solving ordinary and partial differential equations. *IEEE transactions on neural networks*, 9(5):987–1000, 1998.
- Yann LeCun, Yoshua Bengio, and Geoffrey Hinton. Deep learning. *nature*, 2015.

- Zongyi Li, Nikola Kovachki, Kamyar Azizzadenesheli, Burigede Liu, Kaushik Bhattacharya, Andrew Stuart, and Anima Anandkumar. Fourier neural operator for parametric partial differential equations. *arXiv preprint arXiv:2010.08895*, 2020.
- Zongyi Li, Hongkai Zheng, Nikola Kovachki, David Jin, Haoxuan Chen, Burigede Liu, Kamyar Azizzadenesheli, and Anima Anandkumar. Physics-informed neural operator for learning partial differential equations. *arXiv preprint arXiv:2111.03794*, 2021.
- Kart Leong Lim, Rahul Dutta, and Mihai Rotaru. Physics informed neural network using finite difference method. In *2022 IEEE International Conference on Systems, Man, and Cybernetics (SMC)*, pp. 1828–1833. IEEE, 2022.
- Ori Linial, Neta Ravid, Danny Eytan, and Uri Shalit. Generative ode modeling with known unknowns. In *Proceedings of the Conference on Health, Inference, and Learning*, pp. 79–94, 2021.
- Zichao Long, Yiping Lu, Xianzhong Ma, and Bin Dong. Pde-net: Learning pdes from data. In *International Conference on Machine Learning*, pp. 3208–3216. PMLR, 2018.
- Zichao Long, Yiping Lu, and Bin Dong. Pde-net 2.0: Learning pdes from data with a numeric-symbolic hybrid deep network. *Journal of Computational Physics*, 399:108925, 2019.
- Lu Lu, Pengzhan Jin, and George Em Karniadakis. Deeponet: Learning nonlinear operators for identifying differential equations based on the universal approximation theorem of operators. *arXiv preprint arXiv:1910.03193*, 2019.
- Geoffrey Négiar, Michael W Mahoney, and Aditi S Krishnapriyan. Learning differentiable solvers for systems with hard constraints. *arXiv preprint arXiv:2207.08675*, 2022.
- Aurel Neic, Fernando O Campos, Anton J Prassl, Steven A Niederer, Martin J Bishop, Edward J Vigmond, and Gernot Plank. Efficient computation of electrograms and eegs in human whole heart simulations using a reaction-eikonal model. *Journal of computational physics*, 346:191–211, 2017.
- Mark Palatucci, Dean Pomerleau, Geoffrey E Hinton, and Tom M Mitchell. Zero-shot learning with semantic output codes. *Advances in neural information processing systems*, 22, 2009.
- Maziar Raissi, Paris Perdikaris, and George E Karniadakis. Physics-informed neural networks: A deep learning framework for solving forward and inverse problems involving nonlinear partial differential equations. *Journal of Computational Physics*, 378:686–707, 2019.
- O Reynolds. On the dynamical theory of incompressible viscous fluids and the determination of the criterion. In *Proceedings of the Royal Society-Mathematical and Physical Sciences*, 1895.
- Samuel H Rudy, Steven L Brunton, Joshua L Proctor, and J Nathan Kutz. Data-driven discovery of partial differential equations. *Science advances*, 3(4):e1602614, 2017.
- Hayden Schaeffer. Learning partial differential equations via data discovery and sparse optimization. *Proceedings of the Royal Society A: Mathematical, Physical and Engineering Sciences*, 473(2197): 20160446, 2017.
- John C Strikwerda. *Finite difference schemes and partial differential equations*. SIAM, 2004.
- Makoto Takamoto, Timothy Praditia, Raphael Leiteritz, Dan MacKinlay, Francesco Alesiani, Dirk Pflüger, and Mathias Niepert. Pdebench: An extensive benchmark for scientific machine learning. *arXiv preprint arXiv:2210.07182*, 2022.
- Rui Wang and Rose Yu. Physics-guided deep learning for dynamical systems: A survey. *arXiv preprint arXiv:2107.01272*, 2021.
- Tsung-Yen Yang, Justinian P Rosca, Karthik R Narasimhan, and Peter Ramadge. Learning physics constrained dynamics using autoencoders. In *Advances in Neural Information Processing Systems*, 2022.
- Yuan Yin, Vincent Le Guen, Jérémie Dona, Emmanuel de Bézenac, Ibrahim Ayed, Nicolas Thome, and Patrick Gallinari. Augmenting physical models with deep networks for complex dynamics forecasting. *Journal of Statistical Mechanics: Theory and Experiment*, 2021(12):124012, 2021.

Kirill Zubov, Zoe McCarthy, Yingbo Ma, Francesco Calisto, Valerio Pagliarino, Simone Azeglio, Luca Bottero, Emmanuel Luján, Valentin Sulzer, Ashutosh Bhambe, et al. Neuralpde: Automating physics-informed neural networks (pinns) with error approximations. *arXiv preprint arXiv:2107.09443*, 2021.

A NUMERICAL SCHEME

The partial derivatives are estimated using standard numerical schemes for each point in the patch. We choose discretization parameters Δx for the spatial axis and Δt for the temporal axis where we solve the PDE numerically on the grid points $\{(i\Delta x, j\Delta t)\}_{i=0, j=0}^{N_x, N_t}$ with $L = N_x\Delta x$ and $T = N_t\Delta t$. Let us denote the numerical solution with $\hat{u}_{i,j}$. We use the *forward-time central-space* scheme, so a second order scheme from equation 1 would be

$$\begin{aligned} \frac{\hat{u}_{i,j+1} - \hat{u}_{i,j}}{\Delta t} = & p_2(i, j, u(i, j)) \frac{\hat{u}_{i+1,j} - 2\hat{u}_{i,j} + \hat{u}_{i-1,j}}{\Delta x^2} \\ & + p_1(i, j, u(i, j)) \frac{\hat{u}_{i+1,j} - \hat{u}_{i-1,j}}{2\Delta x} \\ & + p_0(i, j, u(i, j)) \end{aligned} \quad (7)$$

We refer the reader to Strikwerda (2004) for a complete explanation.

B EXPERIMENTAL AND IMPLEMENTATION DETAILS

We provide further information regarding the experiments described in Section 4. We ran all of the experiments on a single GPU (NVIDIA GeForce RTX 2080), and all training algorithms took < 10 minutes to train. All algorithms used 5-10M parameters (more parameters on the FitzHugh-Nagumo experiment). Full code implementation for creating the datasets and implementing CONFIDE and its baselines is available on github.com/orilinia/CONFIDE.

B.1 DATASET DETAILS

To create the dataset, we generated signals using the `PyPDE` package, where each signal was generated with different initial conditions. In addition, as discussed in Section 2, we made an important change that makes our setting much more realistic than the one used by other known methods: the PDE parametric functions (e.g., (a, b, c)) are sampled for each signal, instead of being fixed across the dataset, making the task much harder. To evaluate different models on the different datasets, we divided the datasets into 80% train set, 10% validation set and 10% test set.

Second Order PDE with Constant Coefficients. For this task, we generated 10,000 signals on the spatial grid $x \in [0, 20]$ with $\Delta x = 0.5$, resulting in a spatial dimension consisting of 40 points. Each signal was generated with different initial conditions sampled from a Gaussian process posterior that obeys the Dirichlet boundary conditions $u(x=0) = u(x=L) = 0$. The hyper-parameters we used for the GP were $l = 3.0, \sigma = 0.5$, which yielded a rich family of signals, as demonstrated in Fig. 7a. The parameter vector was sampled uniformly: $a \sim U[0, 2]$, b and $c \sim U[-1, 1]$ for each signal, resulting in various dynamical systems in a single dataset. To create the signal we solved the PDE numerically, using the explicit method for times $t \in [0, 5.0]$ and $\Delta t = 0.05$. Signals that were numerically unstable were omitted and regenerated, so that the resulting dataset contains only signals that are physically feasible.

Burgers' PDE. To create the Burgers' PDE dataset we followed the exact same process as with the constant coefficients PDE, except for the parameter sampling method. Parameter a was still drawn uniformly: $a \sim U[1, 2]$, but b here behaves as a function of u : $b(u) = -u$, commonly referred to as the viscous Burgers' equation.

FitzHugh-Nagumo equations. For the purpose of creating a more challenging dataset with two spatial dimensions we followed Yin et al. (2021), and used the 2-D FitzHugh-Nagumo PDE (described in Eq. 6). To make this task even more challenging and realistic, we created a small dataset comprising only 1000 signals defined on a 2D rectangular domain, discretized to the grid $[-0.16, 0.16] \times [-0.16, 0.16]$. The initial conditions for each signal were generated similarly to the other experiments, by sampling a Gaussian process prior with $l = 0.1$, which generated a rich family of initial conditions, as can be seen in Fig. 7b. To create the coefficient function we sample $k \sim U[0, 1]$ per signal, and set $(a, b) = (1e - 3, 5e - 3)$. To create the signal we solved the PDE numerically, using the explicit method for times $t \in [0, 1.0]$ and $\Delta t = 0.01$.

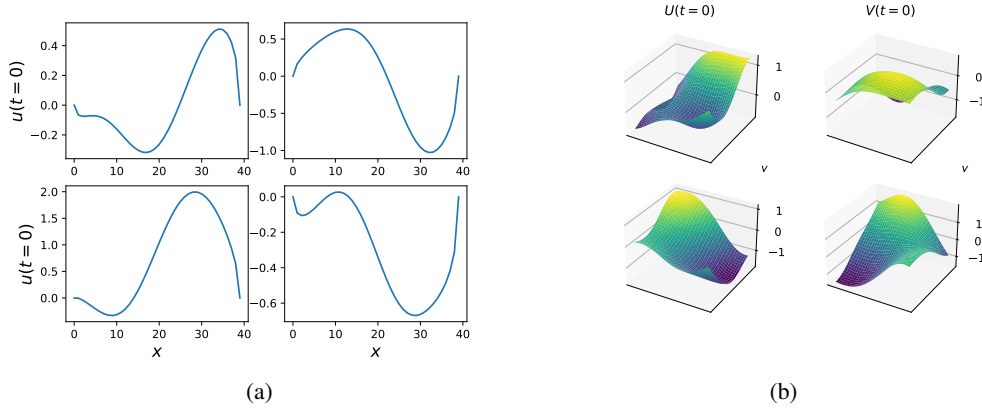


Figure 7: Demonstration of the rich family of initial conditions generated. **(a)** Four examples for different initial conditions generated for the Second order PDE with constant coefficients dataset. The Dirichlet boundary conditions are $u(x = 0) = u(x = L) = 0$, and the initial conditions are drawn from a GP posterior obeying the boundary conditions. **(b)** Two examples of initial conditions for the 2D FitzHugh-Nagumo datasets. The left column describes the first state variable u , and the right column is the state variable v . Top row is the first example, and the bottom row is the second. All initial conditions are drawn from a GP prior not constrained to boundary conditions.

B.2 IMPLEMENTATION DETAILS

CONFIDE. The CONFIDE algorithm consists of two main parts: an auto-encoder part that is used for extracting the context, and a coefficient-estimation network.

The autoencoder architecture consists of an encoder-decoder network, both implemented as MLPs with 6 layers and 256 neurons in each layer, and a ReLU activation. For the FitzHugh-Nagumo dataset, we wrap the MLP autoencoder with convolution and deconvolution layers for the encoder and decoder respectively, in order to decrease the dimensions of the observed signal more effectively. We note that the encoder-decoder architecture itself is not the focus of the paper. We found that making the autoencoder initial-conditions-aware by concatenating the latent vector in the output of the encoder to the initial conditions of the signal $u(t = 0)$, greatly improved results and convergence time. The reason is that it encourages the encoder to focus on the dynamics of the observed signal, rather than the initial conditions of it. We demonstrate this effect in Section C.

The second part, which is the coefficient estimator part, is implemented as an MLP with 5 hidden layers, each with 1024 neurons, and a ReLU activation. The output of this coefficient-estimator network is set to be the parameters for the specific task that is being solved. In the constant-parameters PDE, the output is a 3-dim vector $(\hat{a}, \hat{b}, \hat{c})$. In the Burgers' PDE, the output is composed of a scalar \hat{a} , which is the coefficient of $\frac{\partial^2 u}{\partial x^2}$ and the coefficient function $\hat{b}(u)$, which is a vector approximating the coefficient of $\frac{\partial u}{\partial x}$ on the given grid of x . In the FitzHugh-Nagumo PDE, the output is a scalar k used for inferring $R_u(u, v, k)$, and the function R_v on the 2D grid (x, y) .

The next step in the CONFIDE algorithm is to evaluate the loss which is comprised of two losses: an autoencoder reconstruction loss \mathcal{L}_{AE} , and a PDE functional loss \mathcal{L}_{coef} . The autoencoder loss is a straightforward L^2 evaluation on the observed signal u^c and the reconstructed signal. The functional loss is evaluated by first numerically computing all the derivatives of the given equation on the observed signal. Second, evaluating both sides of the differential equations using the derivatives and the model's coefficient outputs, and lastly, minimizing the difference between the sides. For example, in the Burgers' equation, we first evaluate $\frac{\partial u}{\partial t}$, $\frac{\partial^2 u}{\partial x^2}$, and $\frac{\partial u}{\partial x}$, we then compute the coefficients \hat{a} and $\hat{b}(u)$, and finally minimize:

$$\min_{\omega} \left\| \frac{\partial u}{\partial t} - \hat{a} \cdot \frac{\partial^2 u}{\partial x^2} - \hat{b}(u) \cdot \frac{\partial u}{\partial x} \right\|.$$

Since this algorithm evaluates numerical derivatives of the observed signals, it could be used for equations with higher derivatives, such as the wave equation, for instance.

CONFIDE-0. Similarly to the standard CONFIDE algorithm, we consider a zero-knowledge version, where we only know that the signal obeys some differential operator F , but have no details regarding the actual structure of F . Thus, the input for the coefficient-estimator network is the current PDE state (u in the 1D experiment and (u, v) in the 2D experiment), and the latent vector extracted from the auto-encoder. The model then outputs an approximation for time derivative of the PDE states, i.e., the model’s inputs are $(u_t, g_\phi(u^c))$ and the output is an approximation for $\frac{\partial u}{\partial t}$. The optimization function for this algorithm therefore tries to minimize the difference between the numerically computed time derivative and the output of the model:

$$\mathcal{L}_{\text{CONFIDE-0}} = \alpha \cdot \mathcal{L}_{AE} + (1 - \alpha) \cdot \sum_{i=1}^N \left\| \frac{\partial u}{\partial t} - m_\theta(u_i^c, g_\phi(u_i^c)) \right\|^2,$$

where \mathcal{L}_{AE} is defined in Eq. 2, $\frac{\partial u}{\partial t}$ is evaluated numerically, m_θ is the network estimating the temporal derivative, g_ϕ is the encoder network, and u_i^c is the observed patch.

Hyper-parameters For both versions of CONFIDE we used the standard Adam optimizer, with learning rate of $1e^{-3}$, and no weight decay. For all the networks we used only linear and convolution layers, and only used the ReLU activation functions. For the α parameter we used $\alpha = 0.5$ for all experiments, and all algorithms, after testing only two different values: 0 and 0.5 and observing that using the autoencoder loss helps scoring better and faster results.

Neural-ODE We implement the Neural-ODE algorithm as suggested by Chen et al. (2018), section 5.1 (namely, Latent-ODE). We first transform the observed signal through a recognition network which is a 6-layer MLP. We then pass the signal through an RNN network backwards in time. The output of the RNN is then divided into a mean function, and an std function, which are used to sample a latent vector. The latent vector is used as initial conditions to an underlying ODE in latent space which is parameterized by a 3-layer MLP with 200 hidden units, and solved with a DOPRI-5 ODE-solver. The output signal is then transformed through a 5-layer MLP with 1024 hidden units, and generates the result signal. The loss function is built of two terms, a reconstruction term and a KL divergence term, which is multiplied by a λ_{KL} . After testing several optimization schemes, including setting λ_{KL} to the constant values $\{1, 0.1, 0.01, 0.001, 0\}$, and testing a KL-annealing scheme where λ_{KL} changes over time, we chose $\lambda_{KL} = 1e^{-2}$ as it produced the lowest reconstruction score on the validation set. We used an Adam optimizer with $1e^{-3}$ learning rate and no weight decay.

Our implementation is based on the code in <https://github.com/rtqichen/torchdiffeq>.

FNO and Unet For the Fourier-Neural-Operator we used the standard Neural-Operator package in <https://github.com/neuraloperator/neuraloperator>. For the Unet implementation we used the implementation in <https://github.com/microsoft/pdearena>. The input we used for both of these algorithms is the entire context u_c from time $t = 0$ to $t = T - 2$, and the output is a prediction of the solution at the next time point $u(t = T - 1)$. The loss is therefore an MSE reconstruction loss on $u(t = T - 1)$.

C ABLATION STUDIES

In this section, we provide additional ablation studies to demonstrate how different modifications to the algorithm affect results, both in terms of signal prediction and in coefficient estimation. We start by analyzing the two parameters that characterize the CONFIDE algorithm: train set size and context ratio, using the second order PDE from Section 4.1, and we continue by demonstrating how removing the decoder, or simply removing the initial conditions from the decoder, affect the algorithm’s performance.

C.1 TRAIN SET SIZE

The train set size corresponds to N , the number of samples in dataset U of Algorithm 1. Figure 8 presents the decrease in the prediction (panel a) and parameter error (panel b) as we increase the train set size. This attests to the generalization achieved by the CONFIDE architecture: as the train set grows and includes more samples with different values of coefficients, the ability to accurately estimate a new sample’s parameters and predict its rollout improves. In this set of experiments, 3,000 samples are generally enough to achieve a minimal error rate.

C.2 CONTEXT RATIO

Another hyper-parameter of our system is the context ratio. Figure 9 presents the results of an experiment in which we vary its value as defined in Section 3.3. Simply put, as the context size increases, CONFIDE encodes more information regarding the input signal’s dynamics, thus the improvement in signal and parameter value prediction. The error decreases rather quickly, and a context ratio of 0.15 – 0.2 suffices for reaching a very low error, as is evident from the plots.

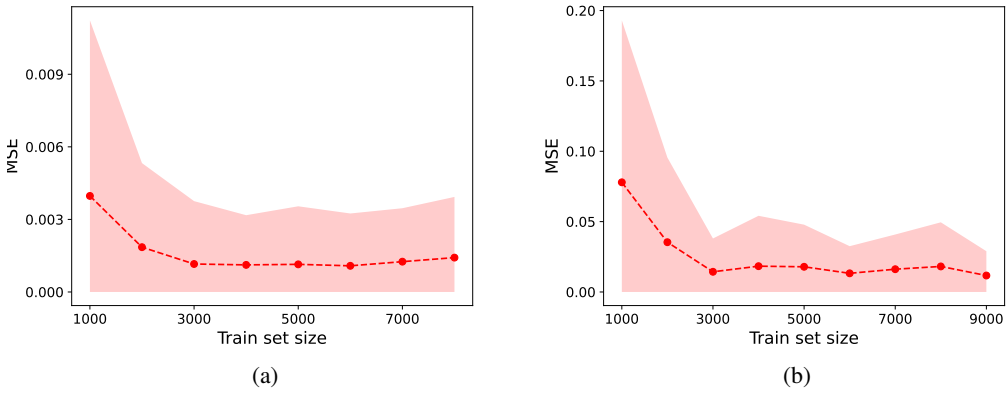


Figure 8: Constant coefficients PDE: **(a)** Prediction error of signal vs. train set size and **(b)** estimation error of parameter values vs. train set size. The error is calculated on a test set of 1000 samples.

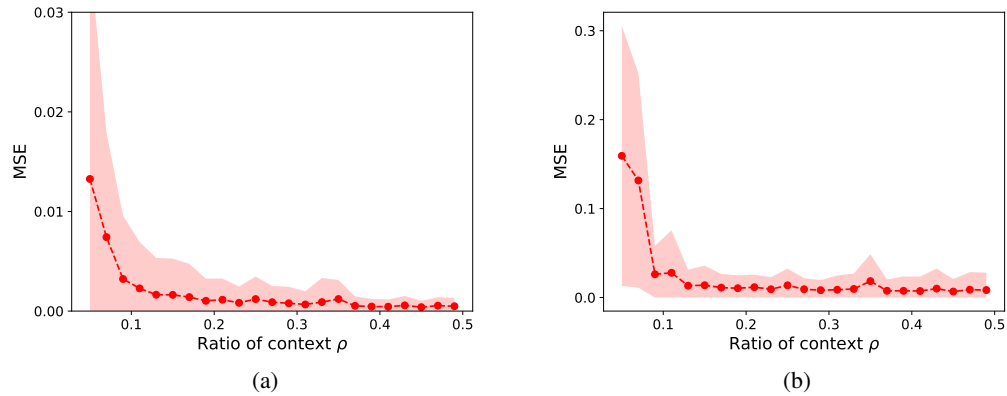


Figure 9: Constant coefficients PDE: **(a)** Prediction error vs. ρ and **(b)** estimation error of parameter value vs. ρ . The error is calculated on a test set of 1000 samples.

C.3 AUTOENCODER

In this section, we demonstrate the effect that adding a decoder network has on CONFIDE. To this end, we evaluate three different scenarios:

- **CONFIDE.** Using a decoder followed by a reconstruction loss, and feeding the initial conditions in addition to the latent vector (demonstrated in the text as initial conditions aware autoencoder)
- **AE-IC.** Similarly, using a decoder followed by a reconstruction loss, but the autoencoder is not initial-conditions aware.
- **No-AE.** The network trains solely on the PDE loss, without the decoder part (i.e., by setting $\alpha = 0$).

Results of the three approaches on the constant PDE dataset are shown in Fig. 10. When comparing a setup with no decoder part (i.e., No-AE) with a setup that has a decoder, but does not use the initial conditions as a decoder input (i.e., AE/IC), we observe that merely adding a decoder network might have a negative effect on the results, especially when analyzing the parameter estimation results. One reason for this may be that the neural network needs to compress the observed signal in a way that should both solve the PDE and reconstruct the signal. This modification of latent space has a negative effect in this case. When also adding the initial conditions as an input to the decoder (i.e., the standard CONFIDE), we observe significant MSE improvement in both signal prediction and parameter estimation (~35% improvement in both). This result suggests that adding the initial conditions aware autoencoder enables the networks to learn a good representation of the dynamics of the observed signal in its latent space.

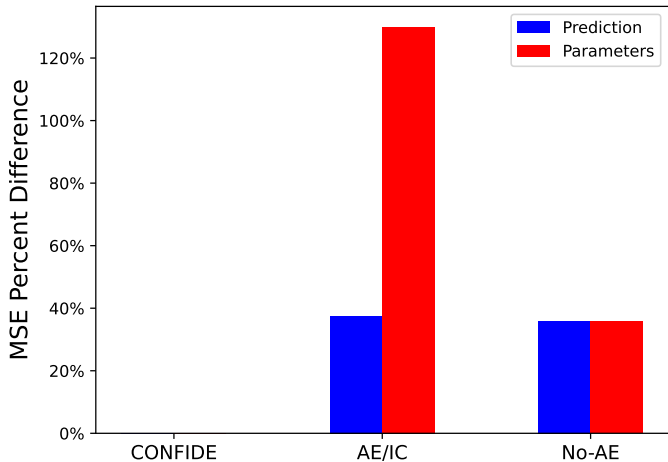


Figure 10: Ablation study on the constant coefficients PDE dataset. The Y axis shows the percentage difference between the different approaches and the standard CONFIDE one (thus it scores 0%). We demonstrate the effects on both signal prediction (blue), and parameter estimation (red).