

Predicting Adverse Neonatal Outcomes for Preterm Neonates with Multi-Task Learning

Jingyang Lin¹ Junyu Chen¹ Hanjia Lyu¹ Igor Khodak² Divya Chhabra²
Colby L Day Richardson² Irina Prelipcean² Andrew M Dylag² Jiebo Luo¹

¹University of Rochester ²University of Rochester Medical Center

{jlin81, jchen175, hlyu5}@ur.rochester.edu jluo@cs.rochester.edu

{igor_khodak, divya_chhabra, colby_richardson, irina_prelipcean, andrew_dylag}@urmc.rochester.edu

Abstract—Diagnosis of adverse neonatal outcomes is crucial for preterm survival since it enables doctors to provide timely treatment. Machine learning (ML) algorithms have been demonstrated to be effective in predicting adverse neonatal outcomes. However, most previous ML-based methods have only focused on predicting a single outcome, ignoring the potential correlations between different outcomes, and potentially leading to suboptimal results and overfitting issues. In this work, we first analyze the correlations between three adverse neonatal outcomes and then formulate the diagnosis of multiple neonatal outcomes as a multi-task learning (MTL) problem. We then propose an MTL framework to jointly predict multiple adverse neonatal outcomes. In particular, the MTL framework contains shared hidden layers and multiple task-specific branches. Extensive experiments have been conducted using Electronic Health Records (EHRs) from 121 preterm neonates. Empirical results demonstrate the effectiveness of the MTL framework. Furthermore, the feature importance is analyzed for each neonatal outcome, providing insights into model interpretability.

Index Terms—adverse neonatal outcome, preterm neonate, machine learning, multi-task learning, model interpretability

I. INTRODUCTION

The neonatal period, encompassing the initial four weeks of an infant’s life, marks a crucial stage of development characterized by significant physiological changes and high vulnerability that leads to an elevated neonatal mortality rate [26]. Around two-thirds of infant deaths occur during this period [7]. Predictions indicate that approximately 26 million newborns will die between 2019 and 2030 [38], making the issue of high neonatal mortality a global concern. Despite the remarkable advancements in neonatal care, infants born before 37 weeks of pregnancy still face a substantial risk of mortality [39]. In 2021, one-tenth of babies were born too early in the United States.¹ As a result, it is imperative that we prioritize our attention towards Extremely Low Gestational Age Newborns (ELGANs, i.e., less than 28 weeks of gestation) rather than newborns in general.

Adverse neonatal outcomes play a significant role in neonatal survival [49]. Early diagnosis of adverse neonatal outcomes enables physicians to prepare an early treatment. It also allows researchers to identify the risk factors that lead to a high neonatal mortality rate [20].

Machine learning (ML) is a branch of artificial intelligence. Given a model and a set of labeled/unlabeled data, ML methods learn to recognize informative patterns from data without explicit programming [25]. The ML model can make reasonable predictions on unseen test data based on these learned patterns [1]. A series of innovations [21], [22], [30], [31], [36], [42], [46] have been proposed to predict adverse neonatal outcomes using machine learning techniques. However, most previous works consider the prediction of various neonatal outcomes as multiple *single-task* learning problems. These methods **ignore the correlation among different outcomes**, which leads to **inefficient usage of data** [44]. Moreover, single-task learning is prone to **overfitting** [40], [52], especially when the amount of annotated data is limited, which is often the case with many medical applications. Therefore, this work aims to **diagnose multiple neonatal outcomes jointly to improve data efficiency** by leveraging the correlations among these outcomes.

In this work, we first collect a dataset including 121 preterm neonates from two medical centers and focus on three adverse neonatal outcomes, including severe bronchopulmonary dysplasia (BPD), pulmonary hypertension (PH) diagnosis, and discharge weight. In particular, BPD [24] is a form of chronic lung disease, which most often occurs in low-weight neonates born more than two months early. Pulmonary hypertension [18] is when the blood pressure in the lungs’ arteries is elevated. The discharge weight is the preterm neonates’ weight when discharged from the hospital after birth. Next, we analyze the data distribution and correlations between these outcomes. The results show that the three adverse neonatal outcomes are relevant to each other. For instance, infants with more weight gain might have less risk of BPD and PH. Therefore, we propose to make joint predictions of multiple adverse neonatal outcomes for preterm neonates to improve the accuracy of individual outcome predictions.

Moreover, by considering the correlations across different neonatal outcomes, we first formulate the diagnosis of multiple neonatal outcomes as a multi-task learning (MTL) problem. We then propose an MTL framework to solve this problem. Technically, our proposed multi-task learning framework is based on a Neural Network (NN) model. It consists of shared hidden layers and multiple task-specific hidden layers followed

¹<https://www.cdc.gov/reproductivehealth/features/premature-birth>

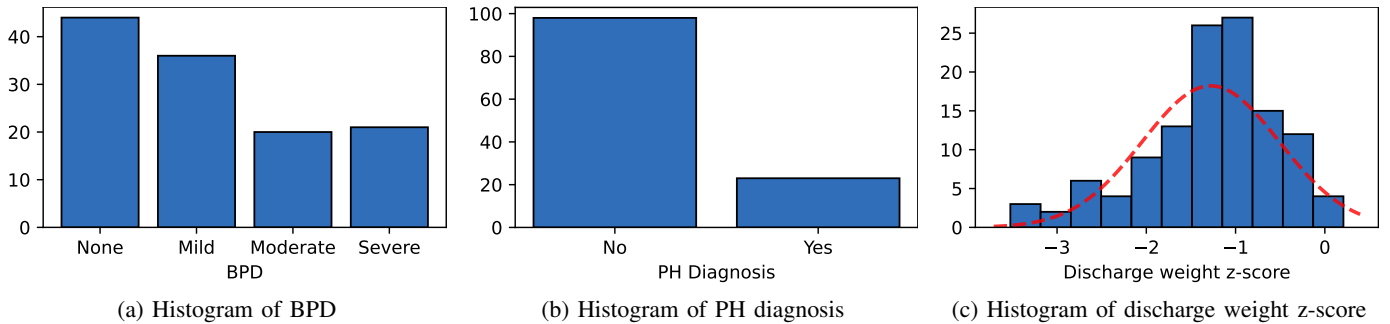


Fig. 1: Histograms of three adverse neonatal outcomes, including (a) BPD, (b) PH diagnosis, and (c) discharge weight z-score.

by predictors for different tasks. In particular, the shared hidden layers aim to capture **correlated yet often hidden knowledge among all neonatal outcomes**. Different task-specific branches are designed to learn the **unique features of each neonatal outcome**. By leveraging the correlations and task-specific information of the outcomes, this framework pursues the joint learning of multiple adverse neonatal outcomes. In addition, it enhances data efficiency and mitigates the overfitting problem.

Adverse neonatal outcome prediction experiments are conducted using the limited data of 121 preterm neonates. Each Electronic Health Record (EHR) consists of 69 input attributes and three primary neonatal outcomes. Specifically, there are two categorical (i.e., severe BPD and PH diagnosis) and one continuous (i.e., discharge weight) adverse neonatal outcome. Ten traditional machine learning algorithms are compared. The F1 score and the Area under the ROC Curve (AUC) are used to evaluate algorithms for the two categorical outcomes. The mean squared error (MSE) is used for the continuous outcome. The empirical results show that each task-specific MTL method outperforms its base single-task model (i.e., NN). To obtain insights into the reasoning behind our model’s predictions, we employ Grad-CAM [41] to estimate the feature importance of 69 input attributes.

Overall, the main contributions of this work are as follows: 1) this work focuses on preterm neonates instead of newborns in general, 2) we propose a novel multi-task learning (MTL) framework for jointly predicting multiple adverse neonatal outcomes using limited annotated data, and 3) we analyze the feature importance for each adverse neonatal outcome to obtain insights into model interpretability.

II. RELATED WORK

Prediction of neonatal outcomes with machine learning models. Mboya *et al.* [31] demonstrate that machine learning models achieve better predictive performance over classical or conventional regression models. Furthermore, Mangold *et al.* [30] conducts a systematic review that collates, critically appraises, and analyzes existing ML models for predicting neonatal outcomes. Unlike Mboya *et al.* [31] or Mangold *et al.* [30], Sheikhtaheri *et al.* [42] consider a more practical setting where the experiments are only performed on newborns in neonatal intensive care units (NICUs). Hsu *et al.* [22]

leverage ML models (i.e., Random Forest and bagged CART) to estimate the neonatal mortality rate with respiratory failure, which often indicates a higher severity of illness. In contrast to prior research [22], [30], [42], we intend to investigate correlations between different outcomes. Previous works [13], [23] have shown the effectiveness of a multi-task learning framework for clinical prediction. Therefore, we believe that leveraging these correlations might further improve the ML models. We formulate the prediction of neonatal outcomes as a multi-task learning problem, which considers the potential correlations across multiple outcomes and prevents the ML models from overfitting [40], [52].

Multi-task learning. Multi-task learning (MTL) is a machine learning approach that involves training a single model to perform multiple tasks at the same time [40], [52]. By training a model on multiple tasks simultaneously, it can learn shared features and representations that are useful for all tasks, promoting its generalization ability and making it more robust. MTL has applications in a wide range of fields, including computer vision [15], [37], natural language processing [14], [43], and speech synthesis [51]. In the clinical scenario, prior research [13], [23] has explored the effectiveness of multi-task learning. Hu *et al.* [23] employ an MTL framework to screen commercially available and effective inhibitors against SARS-CoV-2. Harutyunyan *et al.* [13] build four benchmarks for clinical time series data and propose an MTL framework, which empirically demonstrates that multi-task training acts as a regularizer for almost all tasks. In this work, we first explore the use of MTL in jointly predicting multiple neonatal outcomes for preterm infants.

III. DATA COLLECTION AND PREPROCESSING

This section introduces how we collect and preprocess the data. After that, we present a preliminary data analysis on neonatal outcomes.

A. Data Collection

This study is performed using two combined ELGANs cohorts ($N = 184$) from the Prematurity and Respiratory Outcomes Program (PROP) and Prematurity, Respiratory outcomes, Immune System and Microbiome (PRISM) studies across two medical centers (University of Rochester

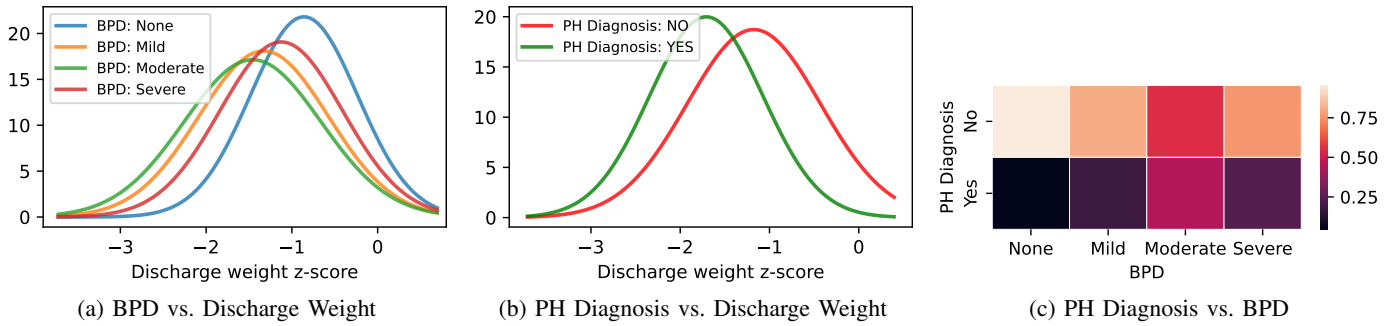


Fig. 2: Correlation among different adverse neonatal outcomes, including (a) BPD vs. discharge weight, (b) PH diagnosis vs. discharge weight, and (c) PH diagnosis vs. discharge weight.

and University at Buffalo). PROP and PRISM were studies performed under Institutional Review Board (IRB) approval (ClinicalTrials.gov: NCT01435187 and ClinicalTrials.gov: NCT01789268). Patients who died before 36 weeks’ Corrected Gestational Age (CGA), have incomplete nutrition or respiratory profiles, or are enrolled in a blinded nutrition study are excluded from analyses. Demographic data is collected to summarize maternal exposures, partner exposures, and other important pregnancy outcomes such as the presence of chorioamnionitis (intrauterine infection). Resuscitation data is collected from interventions necessary after the infant is born in the delivery room. Once admitted to the neonatal intensive care unit (NICU), nutrition and respiratory variables are collected every day. For example, total daily caloric intake is extracted from daily logs and further subdivided by macronutrients (fat, protein, and carbohydrates) coming from parenteral or enteral sources and summarized over the first 28 postnatal days. Respiratory variables from daily flowsheets include the mode of ventilation, pressure/flow, and the fraction of inspired oxygen delivered to the infant. From this, cumulative oxygen exposure [9], and counts of conventional and high-frequency ventilator days are obtained and summarized over the first 28 postnatal days. In total, the amount of input attributes is 431.

There are three primary outcomes in this study. The first is severe BPD, defined as the need for respiratory support at 36 weeks’ CGA by the National Institutes of Health Workshop Definition [10]. The second outcome is pulmonary hypertension (yes/no) diagnosed by echocardiography before hospital discharge. The third is the discharged weight z-score, calculated using Fenton premature infant growth curves at birth and 36 weeks’ CGA [16].

In summary, we collect Electronic Health Records (EHRs) from 184 preterm neonates. Each neonatal record consists of 431 input attributes and three primary outcomes.

B. Data Preprocessing

Data preprocessing is essential in the machine learning pipeline, especially for medical data. In our study, we preprocess EHRs from 184 preterm infants, which consists of 431 input attributes for each neonate. Specifically, we will outline the steps involved in our data preprocessing below.

Data cleaning. We first remove duplicate items, which refer to EHR containing identical input attributes. Next, we drop the input attributes with a single value (e.g., care provided in the delivery room). We then remove the input attributes that exhibit an excess of 80% of missing values (e.g., cord gas 2). Finally, the missing values in the rest of the input attributes are filled in using the Multiple Imputation by Chained Equations (MICE) [47]. In particular, the MICE method adopts a series of regression models to iteratively estimate missing values based on available records.

Data transformation. The two nominal features (i.e., maternal and partner education) are transformed into numeric variables. We merge the 28-day time-series features (e.g., daily calories, daily fat, daily protein, daily carbohydrates, and daily oxygen exposure) into numerical data by adding up the values for each time-series feature. We proceed by converting categorical variables (e.g., race) into one-hot vectors. Finally, we use z-score normalization for all the remaining features.

In the end, the preprocessed data contain 69 input attributes of 121 neonatal samples. The reduction in the number of samples and the number of input features resulted from the data cleaning and transformation steps, e.g., due to incomplete or inconsistent information. This preprocessed data is then used for further analysis to train and evaluate machine learning methods. Due to the limited available labeled data in this study, it is critical to investigate techniques such as MTL to improve the data efficiency.

C. Preliminary Data Analysis on Neonatal Outcomes

Data distribution. We present the distributions of three neonatal outcomes in Fig. 1 (i.e., BPD, PH diagnosis, and discharge weight). In the case of both categorical variables (i.e., BPD and PH diagnosis), there is a class-imbalanced issue as shown in Fig. 1a and Fig. 1b. For BPD, the majority class (BPD: None) accounts for 36%, while the minority class (BPD: Moderate) only represents 16%. For pulmonary hypertension diagnosis, 19% are positive, while 81% are negative. In addition, Fig. 1c suggests that the discharge weight z-score roughly follows a Gaussian distribution.

Correlation among adverse neonatal outcomes. Multi-task learning allows the model to learn shared features relevant to all tasks, which could improve the performance of each

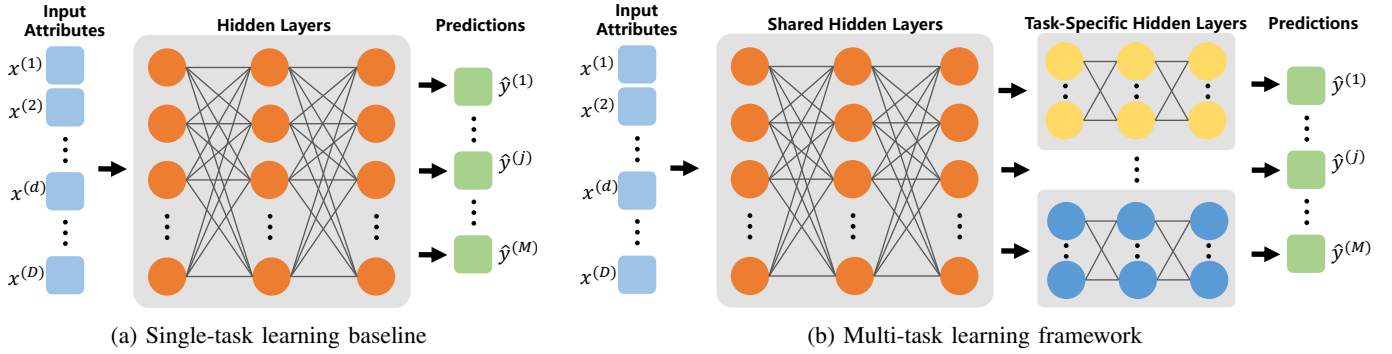


Fig. 3: Comparison between (a) single-task learning baseline and (b) multi-task learning framework. In the multi-task learning framework, input features $\{x^{(d)}\}_{d=1}^D$ are first processed by shared hidden layers to produce a latent feature representation. This latent representation is then passed through task-specific hidden layers to generate multiple predictions $\{\hat{\mathbf{y}}^{(j)}\}_{j=1}^M$.

individual task. Therefore, it is necessary to conduct an empirical evaluation to determine the relevance of the three neonatal outcomes in our dataset. To this end, we investigate the correlation among all three neonatal outcomes as shown in Fig. 2.

- **BPD and discharge weight.** For each category of BPD, we compute the mean and standard deviation of the discharge weights, respectively, and then adopt these values to plot the normal distribution curve. Fig. 2a shows that BPD and discharge weight are negatively correlated, which means that as the severity of BPD increases, the infants' discharge weights are more likely to decrease.
- **PH diagnosis and discharge weight.** Similarly, we show the correlation between PH diagnosis and discharge weight in Fig. 2b, which indicates that PH diagnosis and discharge weight are negatively correlated. If an infant is diagnosed with PH, its discharge weight tends to be lighter.
- **BPD and PH diagnosis.** We present a 2D histogram in Fig. 2c to visualize the correlation between BPD and PH diagnosis. The data suggest that there is a slightly positive correlation between BPD and a diagnosis of PH, which means that infants who do not develop BPD are less likely to be diagnosed with PH. As the severity of BPD rises to “moderate”, the likelihood of PH also increases.

IV. METHODOLOGY

In this section, we first formulate the problem. We then describe the single-task learning baseline (i.e., Neural Network) for predicting each adverse neonatal outcome. Finally, we present the proposed multi-task learning framework for multiple outcome predictions.

A. Problem Formulation

We formulate the prediction of adverse neonatal outcomes as a multi-task learning problem. The input feature $\mathbf{x}_i \in \mathbb{R}^{1 \times D}$ consists of information about the infant, its parents, delivery room, nutrition summary, etc. D denotes the number of input features, and \mathbf{x}_i denotes the i -th sample in the dataset. $\mathbf{y} = \{\mathbf{y}^{(j)}\}_{j=1}^M$ refers to the ground truth of different adverse neonatal outcomes, where M indicates the

total number of adverse neonatal outcomes and $\mathbf{y}^{(j)}$ is the j -th outcome. For the MTL framework, we define the shared hidden layers as $f(\cdot; \theta)$ transferring input features \mathbf{x} into latent features $f(\mathbf{x}; \theta)$, where θ denotes the learnable parameters. Following the shared hidden layers, M task-specific branches $\{g^{(j)}(\cdot; \theta^{(j)})\}_{j=1}^M$ transfer the shared latent features into the final predictions $\hat{\mathbf{y}}_i$ for different neonatal outcomes:

$$\hat{\mathbf{y}}_i = \{g^{(j)}(f(\mathbf{x}_i; \theta); \theta^{(j)})\}_{j=1}^M, \quad (1)$$

where $\hat{\mathbf{y}}_i$ denotes the prediction of the i -th sample with M outcomes, and $\theta^{(j)}$ represents the parameters of the j -th task-specific branch.

B. Single-Task Learning Baseline

As shown in Fig. 3a, we employ a Neural Network with multiple hidden layers as our backbone. In particular, the neural network $\text{NN}(\cdot; \theta)$ converts an input sample \mathbf{x}_i with D input attributes into a prediction $\hat{\mathbf{y}}_i^{(j)}$ for the j -th neonatal outcome.

For the classification task, we obtain the prediction scores $\hat{\mathbf{y}}^{(j)}$ using a softmax function. After that, we use the cross-entropy loss to optimize the classifier:

$$\mathcal{L}_{\text{cls}}^{(j)} = -\frac{1}{N} \sum_{i=1}^N \mathbf{y}_i^{(j)} \cdot \log(\hat{\mathbf{y}}_i^{(j)}), \quad (2)$$

where $\mathbf{y}_i^{(j)}$ denotes the ground truth of the i -th training sample for the j -th task, and N denotes the batch size.

For the regression task, we use the mean squared error (MSE) loss to optimize the regression model:

$$\mathcal{L}_{\text{reg}}^{(j)} = \frac{1}{N} \sum_{i=1}^N \|\mathbf{y}_i^{(j)} - \hat{\mathbf{y}}_i^{(j)}\|_2^2. \quad (3)$$

C. Multi-Task Learning Framework

Although previous ML-based works have shown the effectiveness of the single-task learning framework, such a framework might ignore the potential correlations between different outcomes, leading to suboptimal results. Moreover, single-task learning models are more likely to suffer from overfitting issues, especially in cases with limited training data. As shown

TABLE I: Overall performance on prediction of adverse neonatal outcomes. The BPD and PH Diagnosis refer to bronchopulmonary dysplasia and pulmonary hypertension diagnosis, respectively. The best score for each task is highlighted in bold. The improvements in task-specific MTL methods are shown in red. The results of BPD and PH Diagnosis are in %.

Methods	BPD (Task 1)		PH Diagnosis (Task 2)		Discharge Weight (Task 3)
	F1 \uparrow	AUC \uparrow	F1 \uparrow	AUC \uparrow	MSE \downarrow
Naive Bayes	22.5	60.4	33.4	59.7	-
Logistic Regression [6]	40.2	69.0	28.0	66.4	-
Random Forest [17]	42.4	81.2	44.3	75.3	0.266
Decision Tree [50]	46.9	76.9	35.1	55.2	0.353
SVM/SVR [5]	39.2	71.0	25.9	43.2	0.293
XGBoost [4]	31.8	72.4	39.8	77.2	0.296
Ridge Regression [19]	-	-	-	-	0.365
Lasso Regression [45]	-	-	-	-	0.270
ElasticNet [53]	-	-	-	-	0.267
Neural Network [32] (base model)	43.1	81.2	32.3	75.1	0.279
MLT (tuned for BPD)	48.0 ($\uparrow 4.9$)	83.2 ($\uparrow 2.0$)	39.7	68.2	0.288
MLT (tuned for PH Diagnosis)	35.8	65.7	46.6 ($\uparrow 2.3$)	76.5 ($\uparrow 1.4$)	0.330
MLT (tuned for Discharge Weight)	43.2	79.8	42.0	71.8	0.257 ($\downarrow 0.022$)

in Fig. 3b, we propose a novel multi-task learning framework to leverage the potential correlation between various adverse neonatal outcomes and avoid the overfitting problem. Technically, the proposed multi-task learning framework consists of shared hidden layers and multiple task-specific branches. Each task-specific branch contains several hidden layers and a prediction layer. The overall objective \mathcal{L}_{mtl} of the MTL framework is computed by combining the weighted losses of multiple tasks:

$$\mathcal{L}_{\text{mtl}} = \sum_{j=1}^M \lambda^{(j)} \mathcal{L}_{\text{stl}}^{(j)}, \quad (4)$$

where $\mathcal{L}_{\text{stl}}^{(j)}$ denotes the j -th task-specific objective with the loss weight $\lambda^{(j)}$, and M is the number of tasks.

Overall, the proposed MTL framework can exploit the correlations among neonatal outcomes since by using multi-task learning, the framework is better equipped to capture the general patterns that are relevant to all tasks. These patterns would promote the generalization ability and prevent ML-based methods from overfitting [40], [52]. Meanwhile, the MTL framework can enhance the performance of a specific primary task by using related tasks as auxiliary tasks [28], which provide auxiliary information for the primary task, resulting in a more efficient and effective learning process.

V. EXPERIMENT

A. Experiment Setup

Dataset. Adverse neonatal outcome prediction experiments are conducted using the data of 121 premature infants. Each sample has 69 input features and three adverse neonatal outcomes. In particular, two adverse neonatal outcomes are categorical and the other is numerical. We use 5-fold cross-validation to obtain a more reliable estimate of the machine learning models' performance.

Evaluation metric. We use the F1 score and Area under the ROC Curve (AUC) of the positive samples to evaluate

the performance of the BPD and PH diagnosis classification tasks. We use the mean squared error (MSE) to estimate the discharged weight prediction, which is a regression task.

B. Baseline Methods

Extensive experiments have been conducted with various ML techniques on our dataset. We list all ML methods for classification and regression tasks below.

Classification task. Six traditional machine learning methods are included in our experiments, including Naive Bayes classifier, Logistic Regression [6], Random Forest [17], Decision Tree [50], Support Vector Machine (SVM) [5], and XGBoost [4].

Regression task. We implement seven machine learning models to predict the discharged weights of infants. These models are Ridge Regression [19], Lasso Regression [45], ElasticNet [53], Random Forest [17], Decision Tree [50], Support Vector Regression (SVR) [5], and XGBoost [4].

C. Implementation Details

Architecture. Our models are implemented in PyTorch. For each single-task model, we select the optimal number of hidden layers in the range of $\{1,2,3,4,5\}$. Additionally, we choose the number of neurons per hidden layer from the set of $\{128, 256, 512, 1024\}$. The hyperparameters of the multi-task model are searched in terms of $\{1,2,3,4\}$ -layer shared hidden layers with $\{64, 128, 256, 512\}$ neurons and $\{1,2,3\}$ -layer task-specific hidden layers with $\{64, 128, 256\}$ neurons. All these hyperparameters are tuned corresponding to the performance on the 5-fold cross-validation.

Optimization. We optimize the model through an Adam [27] optimizer with an initial learning rate of $\{5 \times 10^{-3}, 1 \times 10^{-2}, 2 \times 10^{-2}\}$. The batch size is 64, and weight decay is $\{10^{-1}, 10^{-2}, 10^{-3}\}$. The learning rate follows a cosine decay schedule [29]. We train all baseline models for $\{20, 50, 100\}$ epochs on a 1080Ti GPU.

D. Comparison with Other Traditional Machine Learning Techniques

Table I summarizes the quantitative results on three tasks about the adverse neonatal outcomes. We compare our proposed multi-task learning framework with several traditional machine learning frameworks. Overall, the results across different tasks show that our proposed MTL framework outperforms other traditional machine learning methods. Note that Neural Network (NN) is a degraded version of our proposed multi-task learning framework. In other words, comparisons between NN and our MTL methods can clearly ablate the impact of multi-task learning. The comparison between the NN and different task-specific MTL methods suggests that MTL methods can significantly outperform their base model, as shown in Table I. The improvements indicate that multi-task learning can boost the performance of the primary task by leveraging the other relevant auxiliary tasks, which provide additional information for learning the primary task. Therefore, data efficiency highlights the necessity of exploring MTL techniques, especially for small datasets.

E. Feature Importance Analysis

Feature importance analysis provides insight into the relationships between input features and the predicted outcomes. Gradient-weighted Class Activation Mapping (Grad-CAM) [41] generates a heatmap highlighting the regions of an input image most influential for the network's prediction. Grad-CAM has gained widespread usage in the field of computer vision. We adapt the Grad-CAM method to the neonatal health area. In particular, we employ the Grad-CAM to analyze the feature importance in predicting adverse neonatal outcomes.

Severe BPD. We list the top 10 most important features for predicting severe BPD:

- Total ventilator days (**the most influential**)
- Oxygen AUC 28 days
- Summary total oxygen exposure
- Pulmonary deterioration oxygen adjusted
- Total conventional ventilator days
- Total high-frequency ventilator days
- Pulmonary deterioration AUC
- Oxygen severity index 28 days
- Maternal Smoking
- Delivery room hyperthermia

Clinicians believe severe BPD should be most correlated with indicators related to the respiratory system, such as ventilator usage [11], [12], oxygen exposure [35], pulmonary deterioration [8], maternal smoking [2], [33], and so on. The feature importance computed by Grad-CAM largely agrees with the clinicians. Specifically, **the usage of the ventilator, exposure to oxygen, and pulmonary deterioration are the most critical factors in predicting severe BPD**, as expected. In addition, it is found that maternal smoking has a significant impact on the severity of BPD.

PH Diagnosis. Similarly, the top 10 most important features of pulmonary hypertension diagnosis are shown as follows:

- Birth weight z-score (**the most influential**)
- respiratory failure reintubations provided
- Delivery room - CPAP provided
- Birth weight less than 10th percentile (Intrauterine growth restriction)
- Delivery room - intubated
- Delivery mode 1
- Delivery room hyperthermia
- Delivery room - resuscitation provided
- Delivery room - chest compressions
- Summary total protein

Clinicians suggest that PH diagnosis is closely associated with birth weight [3], lung conditions [34], delivery mode [48], etc. The results of feature importance are *aligned* with the expectations of clinicians, as **birth weight and respiratory failure reintubations are the primary factors of the PH diagnosis**. Moreover, the results show the conditions of the delivery room are critical factors in PH diagnosis. Furthermore, the nutrition inputs (e.g., protein) influence the PH diagnosis.

Discharge weight. The following are the top 10 most important features, in order, for predicting the discharge weight:

- Birth Weight z-score (**the most influential**)
- Infant gestational age
- Infant birth weight
- Delivery room - intubated
- Delivery room hyperthermia
- Delivery room - CPAP provided
- Delivery room - chest compressions
- Delivery mode 1
- Maternal smoking
- Maternal asthma diagnosis

The results show that **discharge weight is most related to infant birth weight and gestational age**. In addition, the delivery mode and conditions of the delivery room have significant impacts on discharge weight.

VI. CONCLUSION AND FUTURE WORK

In this paper, we investigate multi-task learning for predicting multiple adverse neonatal outcomes. In contrast to previous ML-based methods that formulate this problem as a single-task problem, our proposed multi-task learning framework jointly learns several relevant tasks to capture the shared general patterns across various tasks. To implement our idea, we propose an MTL framework with several shared hidden layers followed by task-specific branches, which integrates shared general patterns into the ML models, while remains task-specific information for different adverse neonatal outcomes. Extensive experiments conducted on three primary neonatal outcomes demonstrate the effectiveness of the proposed multi-task learning method trained on a limited dataset. We hope our study will draw the community's attention to the diagnosis of multiple neonatal outcomes for premature infants. For future work, we plan to investigate the domain adaptation capability of the MTL framework by evaluating its performance on additional test samples obtained from other medical facilities.

ACKNOWLEDGMENTS

The study was supported in part by K08HL155491 (AM Dylag), The Prematurity and Respiratory Outcomes Program (PROP): National Institutes of Health, NHLBI and NICHD through U01 HL101813 to University of Rochester and University at Buffalo (GS Pryhuber). NIH/NIAD HHSN272201200005C University of Rochester Respiratory Pathogens Research Center (URPRC).

REFERENCES

- [1] Harith Al-Sahaf, Ying Bi, Qi Chen, Andrew Lensen, Yi Mei, Yanan Sun, Binh Tran, Bing Xue, and Mengjie Zhang. A survey on evolutionary machine learning. *Journal of the Royal Society of New Zealand*, 49(2):205–228, 2019. [1](#)
- [2] Judy L Aschner, Eduardo H Bancalari, and Cindy T McEvoy. Can we prevent bronchopulmonary dysplasia? *The Journal of pediatrics*, 189:26–30, 2017. [6](#)
- [3] Ramachandra Bhat, Ariel A Salas, Chris Foster, Waldemar A Carlo, and Namasivayam Ambalavanan. Prospective analysis of pulmonary hypertension in extremely low birth weight infants. *Pediatrics*, 129(3):e682–e689, 2012. [6](#)
- [4] Tianqi Chen and Carlos Guestrin. XGBoost: A scalable tree boosting system. In *Proceedings of the 22nd ACM SIGKDD International Conference on Knowledge Discovery and Data Mining*, KDD '16, pages 785–794, New York, NY, USA, 2016. ACM. [5](#)
- [5] Corinna Cortes and Vladimir Vapnik. Support-vector networks. *Machine learning*, 20(3):273–297, 1995. [5](#)
- [6] David R Cox. The regression analysis of binary sequences. *Journal of the Royal Statistical Society: Series B (Methodological)*, 20(2):215–232, 1958. [5](#)
- [7] Amin Daemi, Hamid Ravaghi, and Mehdi Jafari. Risk factors of neonatal mortality in iran: a systematic review. *Medical journal of the Islamic Republic of Iran*, 33:87, 2019. [1](#)
- [8] Lauren M Davidson and Sara K Berkelhamer. Bronchopulmonary dysplasia: chronic lung disease of infancy and long-term pulmonary outcomes. *Journal of clinical medicine*, 6(1):4, 2017. [6](#)
- [9] Andrew M Dylag, Hannah G Kopin, Michael A O'Reilly, Hongyue Wang, Stephanie D Davis, Clement L Ren, and Gloria S Pryhuber. Early neonatal oxygen exposure predicts pulmonary morbidity and functional deficits at 1 year. *The Journal of pediatrics*, 223:20–28, 2020. [3](#)
- [10] Tanis R Fenton and Jae H Kim. A systematic review and meta-analysis to revise the fenton growth chart for preterm infants. *BMC pediatrics*, 13(1):1–13, 2013. [3](#)
- [11] Kathleen Gibbs, Erik A Jensen, Stamatia Alexiou, David Munson, and Huayan Zhang. Ventilation strategies in severe bronchopulmonary dysplasia. *NeoReviews*, 21(4):e226–e237, 2020. [6](#)
- [12] Samir Gupta, Sunil K Sinha, and Steven M Donn. Ventilatory management and bronchopulmonary dysplasia in preterm infants. In *Seminars in Fetal and Neonatal Medicine*, volume 14, pages 367–373. Elsevier, 2009. [6](#)
- [13] Hrayr Harutyunyan, Hrant Khachatryan, David C Kale, Greg Ver Steeg, and Aram Galstyan. Multitask learning and benchmarking with clinical time series data. *Scientific data*, 6(1):96, 2019. [2](#)
- [14] Kazuma Hashimoto, Caiming Xiong, Yoshimasa Tsuruoka, and Richard Socher. A joint many-task model: Growing a neural network for multiple nlp tasks. *arXiv preprint arXiv:1611.01587*, 2016. [2](#)
- [15] Kaiming He, Georgia Gkioxari, Piotr Dollár, and Ross Girshick. Mask r-cnn. In *Proceedings of the IEEE international conference on computer vision*, pages 2961–2969, 2017. [2](#)
- [16] Rosemary D Higgins, Alan H Jobe, Marion Koso-Thomas, Eduardo Bancalari, Rose M Viscardi, Tina V Hartert, Rita M Ryan, Suhas G Kallapur, Robin H Steinhorn, Girija G Konduri, et al. Bronchopulmonary dysplasia: executive summary of a workshop. *The Journal of pediatrics*, 197:300–308, 2018. [3](#)
- [17] Tin Kam Ho. Random decision forests. In *Proceedings of 3rd international conference on document analysis and recognition*, volume 1, pages 278–282. IEEE, 1995. [5](#)
- [18] Marius M Hoepfer, Harm Jan Bogaard, Robin Condliffe, Robert Frantz, Dinesh Khanna, Marcin Kurzyna, David Langleben, Alessandra Manes, Toru Satoh, Fernando Torres, et al. Definitions and diagnosis of pulmonary hypertension. *Journal of the American College of Cardiology*, 62(25S):D42–D50, 2013. [1](#)
- [19] Arthur E Hoerl and Robert W Kennard. Ridge regression: Biased estimation for nonorthogonal problems. *Technometrics*, 12(1):55–67, 1970. [5](#)
- [20] Tanja AJ Houweling, David van Klaveren, Sushmita Das, Kishwar Azad, Prasanta Tripathy, Dharma Manandhar, Melissa Neuman, Erik de Jonge, Jasper V Been, Ewout Steyerberg, et al. A prediction model for neonatal mortality in low-and middle-income countries: an analysis of data from population surveillance sites in india, nepal and bangladesh. *International journal of epidemiology*, 48(1):186–198, 2019. [1](#)
- [21] Jen-Fu Hsu, Ying-Feng Chang, Hui-Jun Cheng, Chi Yang, Chun-Yuan Lin, Shih-Ming Chu, Hsuan-Rong Huang, Ming-Chou Chiang, Hsiao-Chin Wang, and Ming-Horng Tsai. Machine learning approaches to predict in-hospital mortality among neonates with clinically suspected sepsis in the neonatal intensive care unit. *Journal of Personalized Medicine*, 11(8):695, 2021. [1](#)
- [22] Jen-Fu Hsu, Chi Yang, Chun-Yuan Lin, Shih-Ming Chu, Hsuan-Rong Huang, Ming-Chou Chiang, Hsiao-Chin Wang, Wei-Chao Liao, Rei-Huei Fu, and Ming-Horng Tsai. Machine learning algorithms to predict mortality of neonates on mechanical intubation for respiratory failure. *Biomedicines*, 9(10):1377, 2021. [1](#), [2](#)
- [23] Fan Hu, Jiaxin Jiang, and Peng Yin. Prediction of potential commercially available inhibitors against sars-cov-2 by multi-task deep learning model. *Biomolecules*, 12(8):1156, 2022. [2](#)
- [24] Alan H Jobe and Eduardo Bancalari. Bronchopulmonary dysplasia. *American journal of respiratory and critical care medicine*, 163(7):1723–1729, 2001. [1](#)
- [25] Michael I Jordan and Tom M Mitchell. Machine learning: Trends, perspectives, and prospects. *Science*, 349(6245):255–260, 2015. [1](#)
- [26] Parviz Karimi, Leily Mahmudi, Milad Azami, and Gholamreza Badfar. Mortality in neonatal intensive care units in iran: a systematic review and meta-analysis. *Iranian Journal of Neonatology IJN*, 10(3):70–80, 2019. [1](#)
- [27] Diederik P Kingma and Jimmy Ba. Adam: A method for stochastic optimization. *arXiv preprint arXiv:1412.6980*, 2014. [5](#)
- [28] Lukas Liebel and Marco Körner. Auxiliary tasks in multi-task learning. *arXiv preprint arXiv:1805.06334*, 2018. [5](#)
- [29] Ilya Loshchilov and Frank Hutter. Sgdr: Stochastic gradient descent with warm restarts. *arXiv preprint arXiv:1608.03983*, 2016. [5](#)
- [30] Cheyenne Mangold, Sarah Zoretic, Keerthi Thallapureddy, Axel Moreira, Kevin Chorath, and Alvaro Moreira. Machine learning models for predicting neonatal mortality: a systematic review. *Neonatology*, 118(4):394–405, 2021. [1](#), [2](#)
- [31] Innocent B Mboya, Michael J Mahande, Mohamad Mohammed, Joseph Obure, and Henry G Mwambi. Prediction of perinatal death using machine learning models: a birth registry-based cohort study in northern tanzania. *BMJ open*, 10(10):e040132, 2020. [1](#), [2](#)
- [32] Warren S McCulloch and Walter Pitts. A logical calculus of the ideas immanent in nervous activity. *The bulletin of mathematical biophysics*, 5(4):115–133, 1943. [5](#)
- [33] Lindsey A Morrow, Brandie D Wagner, David A Ingram, Brenda B Poindexter, Kurt Schibler, C Michael Cotten, John Dagle, Marci K Sontag, Peter M Mourani, and Steven H Abman. Antenatal determinants of bronchopulmonary dysplasia and late respiratory disease in preterm infants. *American journal of respiratory and critical care medicine*, 196(3):364–374, 2017. [6](#)
- [34] Steven D Nathan, Joan A Barbera, Sean P Gaine, Sergio Harari, Fernando J Martinez, Horst Olschewski, Karen M Olsson, Andrew J Peacock, Joanna Pepke-Zaba, Steeve Provencher, et al. Pulmonary hypertension in chronic lung disease and hypoxia. *European Respiratory Journal*, 53(1), 2019. [6](#)
- [35] Tetyana H Nesterenko, Brian Nolan, Tarek A Hammad, and Hany Aly. Exposure to oxygen and head growth in infants with bronchopulmonary dysplasia. *American journal of perinatology*, 25(04):251–254, 2008. [6](#)
- [36] Elizabeth D Nguyen and Shina Menon. For whom the bell tolls: Acute kidney injury and electronic alerts for the pediatric nephrologist. *Frontiers in Pediatrics*, 9:628096, 2021. [1](#)
- [37] Shaoqing Ren, Kaiming He, Ross Girshick, and Jian Sun. Faster r-cnn: Towards real-time object detection with region proposal networks. *Advances in neural information processing systems*, 28, 2015. [2](#)
- [38] Aramesh Rezaeian, Marzieh Rezaeian, Seyede Fatemeh Khatami, Fatemeh Khorashadizadeh, and Farshid Pouralizadeh Moghaddam. Prediction of mortality of premature neonates using neural network and logistic regression. *Journal of Ambient Intelligence and Humanized Computing*, pages 1–9, 2020. [1](#)
- [39] Lindsay L Richter, Joseph Ting, Giulia M Muraca, Anne Synnes, Kenneth I Lim, and Sarka Lisonkova. Temporal trends in neonatal

- mortality and morbidity following spontaneous and clinician-initiated preterm birth in Washington State, USA: a population-based study. *BMJ open*, 9(1):e023004, 2019. [1](#)
- [40] Sebastian Ruder. An overview of multi-task learning in deep neural networks. *arXiv preprint arXiv:1706.05098*, 2017. [1](#), [2](#), [5](#)
- [41] Ramprasaath R Selvaraju, Michael Cogswell, Abhishek Das, Ramakrishna Vedantam, Devi Parikh, and Dhruv Batra. Grad-cam: Visual explanations from deep networks via gradient-based localization. In *ICCV*, 2017. [2](#), [6](#)
- [42] Abbas Sheikhtaheri, Mohammad Reza Zarkesh, Raheleh Moradi, and Farzaneh Kermani. Prediction of neonatal deaths in NICU: development and validation of machine learning models. *BMC medical informatics and decision making*, 21(1):1–14, 2021. [1](#), [2](#)
- [43] Anders Søgaard and Yoav Goldberg. Deep multi-task learning with low level tasks supervised at lower layers. In *Proceedings of the 54th Annual Meeting of the Association for Computational Linguistics (Volume 2: Short Papers)*, pages 231–235, 2016. [2](#)
- [44] Trevor Standley, Amir Zamir, Dawn Chen, Leonidas Guibas, Jitendra Malik, and Silvio Savarese. Which tasks should be learned together in multi-task learning? In *International Conference on Machine Learning*, pages 9120–9132. PMLR, 2020. [1](#)
- [45] Robert Tibshirani. Regression shrinkage and selection via the lasso. *Journal of the Royal Statistical Society: Series B (Methodological)*, 58(1):267–288, 1996. [5](#)
- [46] Varvara Turova, Irina Sidorenko, Laura Eckardt, Esther Rieger-Fackeldey, Ursula Felderhoff-Müser, Ana Alves-Pinto, and Renée Lampe. Machine learning models for identifying preterm infants at risk of cerebral hemorrhage. *PLoS one*, 15(1):e0227419, 2020. [1](#)
- [47] Stef Van Buuren and Karin Groothuis-Oudshoorn. mice: Multivariate imputation by chained equations in R. *Journal of statistical software*, 45:1–67, 2011. [3](#)
- [48] Karen L Wilson, Craig M Zelig, John P Harvey, Bethany S Cunningham, Brad M Dolinsky, and Peter G Napolitano. Persistent pulmonary hypertension of the newborn is associated with mode of delivery and not with maternal use of selective serotonin reuptake inhibitors. *American journal of perinatology*, 28(01):019–024, 2011. [6](#)
- [49] Yeneneh Ayalew Workineh and Hailemariam Mekonnen Workie. Adverse neonatal outcomes and associated risk factors: A case-control study. *Global Pediatric Health*, 9:2333794X221084070, 2022. [1](#)
- [50] Xindong Wu, Vipin Kumar, J Ross Quinlan, Joydeep Ghosh, Qiang Yang, Hiroshi Motoda, Geoffrey J McLachlan, Angus Ng, Bing Liu, S Yu Philip, et al. Top 10 algorithms in data mining. *Knowledge and information systems*, 14(1):1–37, 2008. [5](#)
- [51] Zhizheng Wu, Cassia Valentini-Botinhao, Oliver Watts, and Simon King. Deep neural networks employing multi-task learning and stacked bottleneck features for speech synthesis. In *2015 IEEE International Conference on Acoustics, Speech and Signal Processing (ICASSP)*, pages 4460–4464. IEEE, 2015. [2](#)
- [52] Yu Zhang and Qiang Yang. A survey on multi-task learning. *IEEE Transactions on Knowledge and Data Engineering*, 34(12):5586–5609, 2021. [1](#), [2](#), [5](#)
- [53] Hui Zou and Trevor Hastie. Regularization and variable selection via the elastic net. *Journal of the Royal Statistical Society: Series B (Statistical Methodology)*, 67(2):301–320, 2005. [5](#)