

IRFL: Image Recognition of Figurative Language

Ron Yosef, Yonatan Bitton, Dafna Shahaf

The Hebrew University of Jerusalem

{ron.yosef, yonatan.bitton, dshahaf}@cs.huji.ac.il

Abstract

Figures of speech such as metaphors, similes, and idioms are integral parts of human communication. They are ubiquitous in many forms of discourse, allowing people to convey complex, abstract ideas and evoke emotion. As figurative forms are often conveyed through multiple modalities (e.g., both text and images), understanding multimodal figurative language is an important AI challenge, weaving together profound vision, language, commonsense and cultural knowledge.

In this work, we develop the Image Recognition of Figurative Language (IRFL) dataset. We leverage human annotation and an automatic pipeline we created to generate a multimodal dataset, and introduce two novel tasks as a benchmark for multimodal figurative language understanding. We experimented with state-of-the-art vision and language models and found that the best (22%) performed substantially worse than humans (97%). We release our dataset, benchmark, and code¹, in hopes of driving the development of models that can better understand figurative language.

1 Introduction

Figures of speech such as metaphors, similes, and idioms are integral parts of human communication. They are ubiquitous in many forms of discourse, allowing people to convey complex, abstract ideas, compare situations, provoke thought and evoke emotion (Lakoff and Johnson, 1980; Hoffman and Kemper, 1987; Roberts and Kreuz, 1994; Fussell and Moss, 1998). Figurative language research often focuses on text alone; however, figurative language is often conveyed through *multiple* modalities (usually text and images) – for example, in areas such as social media, advertising, and news.

Figure 1 shows two social media posts that require multimodal figurative understanding. In the

Jumped off the sinking ship just in time 🚢



A performing clown



Figure 1: Two social media posts that require multimodal figurative understanding to comprehend. The left photo depicts a soccer player who left his struggling club. The right photo shows an amateur boxer who lost a boxing match to a professional boxer.

left image, the caption reads “Jumped off the sinking ship just in time”, and the image shows a soccer player who has just left his struggling club. The right image, captioned “A performing clown”, shows a famous YouTuber losing a boxing match to a professional boxer.

Due to its integral part in human communication, detecting and understanding multimodal figurative language could play an important role in various multimodal challenges, such as hate-speech detection in memes (Das et al., 2020), fact checking (Yao et al., 2022), sentiment analysis (Soleymani et al., 2017), humor recognition (Reyes et al., 2012; Shahaf et al., 2015; Schifanella et al., 2016), and tasks focusing on the mental state of social media users (Yadav et al., 2020; Cheng and Chen, 2022).

Vision and Language Pre-Trained Models’ (VL-PTMs) understanding of figurative language combined with images has not been thoroughly explored, partly due to the lack of large-scale datasets. In this work, we introduce the **IRFL dataset** (Image Recognition of Figurative Language) of idioms, metaphors, and similes with matching images – both figurative and literal. We developed a pipeline to collect candidate figurative and literal images and annotated them via crowdsourcing.

Next, we used the dataset to design two novel

¹<https://irfl-dataset.github.io/>

tasks, **multimodal figurative language detection** and **multimodal figurative language retrieval**, to assess the figurative-language capabilities of VL-PTMs. The detection task is to choose the image that best visualizes the figurative phrase. See Figure 2 for an example for an idiom, a metaphor, and a simile, with the correct answers highlighted.

As we noticed that VL-PTMs tend to select images containing *objects* that appear in the figurative phrase, we designed a second task targeting this behavior. In the multimodal figurative language retrieval task, the goal is to rank figurative images higher than images with objects from the phrase.

We experiment with several VL-PTMs and find that the best model (22% accuracy) fails to reach human performance (97%). We also find that generative models have difficulties generating figurative images for idiomatic phrases.

We hope our dataset and benchmarks will drive the development of multimodal models that can better understand figurative language, closing the gap with human performance. More broadly, metaphorical reasoning is strongly tied to problem-solving and creativity; we believe such models, able to see analogies between situations that share very little on the surface, could greatly advance the field.

2 Background

We start with a short introduction to the main types of figurative language (Lakoff and Johnson, 1980; Paul, 1970; Philip, 2011).

A **metaphor** is a comparison between concepts that makes us think of the target concept in terms of the source concept. For example, in “You’re a peach!”, a person is equated with a peach, suggesting that they are pleasing or delightful.

A **simile** also compares two things, often introduced by “like” or “as”. A simile is open when the shared properties are not explicitly revealed (“Her heart is like a stone”), and closed when they are (“Her heart is hard as stone”).

An **idiom** is a group of words with a non-literal meaning that can not be understood by looking at its individual words. E.g., “We’re on the same page” means “Agreeing about something”.

Understanding figurative language requires commonsense, general knowledge, and the ability to map between domains. Understanding idioms, in particular, requires profound language and cultural knowledge (Paul, 1970; Philip, 2011).

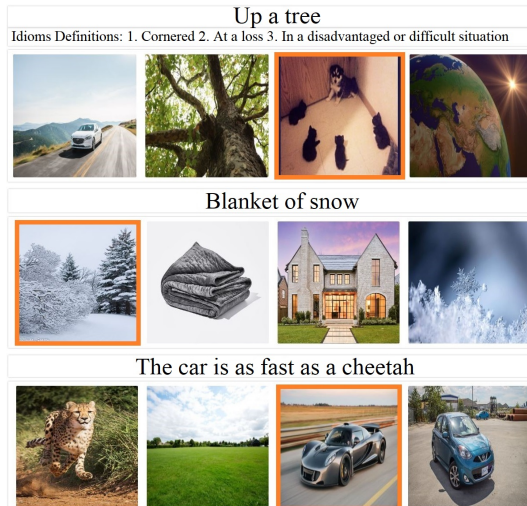


Figure 2: Examples of the multimodal figurative language detection task for idiom, metaphor, and simile. The input is a figurative phrase and four candidate images (for idiom, we also show the definition). The correct answer is marked with an orange square.

3 The IREFL Dataset

Our goal is to create a dataset with idioms, metaphors, and similes paired with figurative and literal images. This dataset can then serve as a benchmark to evaluate Vision and Language models on multimodal figurative language.

Labels. Initially, we intended to have our annotators label images “literal” or “figurative”. However, after initial experimentation with the data generated by our pipeline, we realized the necessity of a more nuanced classification system. Hence, we introduced two additional categories.

The first new category, “Figurative+Literal,” encompasses images that express the figurative meaning of an expression while also maintaining some aspects of the literal interpretation. The second, “Partial Literal,” includes images that visualize some (literal) elements or objects from the expression.

Table 1 illustrates our categories for the expression “Touch wood”. For example, an image of someone literally touching wood while crossing his fingers for luck is classified as Figurative+Literal. This distinction also allows us to later perform a richer analysis of model performance.

3.1 Pipeline: Idioms

We collected 628 idioms from the MAGPIE corpus (Haagsma et al., 2020) of idiomatic expressions. The MAGPIE corpus contains 56,622






Idiom: Touch wood				
Definitions: 1) Hopefully 2) Said while touching something wooden, to avert superstitious bad luck from what has just been said				
				
Literal	Figurative	Partial Literal	Figurative+Literal	None
The image illustrates the phrase literally	The image conveys one or more <i>definitions</i> of the idiom	Some objects/ entities of the phrase are visualized (here, wood)	Fits the “Figurative” definition and also “Literal”/“Partial Literal”	The image does not fit any of the other categories

Table 1: The table shows the different categories of the relation between an image and a phrase, along with matching images for the idiom "Touch wood". Workers were guided to choose the most suitable relation category by a scheme tree that illustrates the correct thinking process (Figure 5, Appendix A.1).

crowdsourced potentially idiomatic expressions, covering 1,756 unique idioms that appear in at least two of the following dictionaries: Wiktionary, Oxford Dictionary of English Idioms, and UsingEnglish.com. After collecting the idioms, we feed them into our pipeline.

Our pipeline consists of four main steps, illustrated in Figure 3. Given an idiom, we first get its definitions from online dictionaries and parse them into search queries (§3.1.1). Second, we search for candidate images using the search queries. Third, we filter the images and select the best k literal and figurative candidates for annotation (§3.1.2). Lastly, we annotate the different images via crowdworkers (§3.1.3).

3.1.1 Searching for Images

Our goal is to find literal and figurative images for each idiom from the MAGPIE dataset. Searching

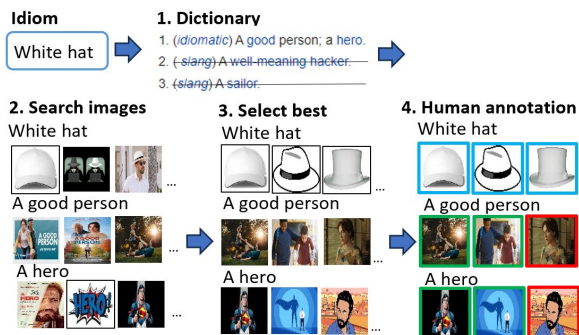


Figure 3: The flow of our idiom pipeline: getting definitions, looking for image candidates using the idiom and its definitions, filtering and selecting candidate images. In the human annotation stage, blue represents Literal, Green – Figurative, and red – None.

for an idiom using image search often results in literal images. To find figurative images, we need to understand the *meaning* of the idiom; however, the MAGPIE dataset does not contain idiom definitions, so we crawl them from online dictionaries (Wiktionary definitions tagged with ‘figurative’ or ‘idiomatic’²; if no such definitions exist, we try the Oxford Dictionary).

For example, in Figure 3, the idiom “white hat” is defined as “A good person; a hero” (tagged with “idiomatic”), and also as “a sailor” and “A well-meaning hacker” (tagged with “slang”).

We split concatenated definitions (e.g., “A good person; a hero” is split into two definitions). In some rare cases, a definition may be another idiom, and then we replace that idiom with its definitions.

We then searched Google images for the idioms and their definitions, taking up to 20 images per search query. Images were searched with “SafeSearch” flag “on”, and in “United States” region.

3.1.2 Image Filtering

We noted that many of the retrieved images contained the search query in textual form. We used optical character recognition (OCR) tool EasyOCR to extract text from the images, and TextBlob to correct spelling errors the OCR made. We then filtered images that contained objects or entities from the idiom or its definitions in textual form (50% of the images). Such images are problematic because they may cause the model to select an image solely based on its textual signal. Following this

²We also construct search queries from untagged definitions. Even though untagged definitions are rare (<3%), they are typically idiomatic.

	Fig.	Fig. Lit.	Lit.	Part. Lit.	None	
#	1970	751	434	487	2638	6697
3-maj	100%	100%	100%	100%	100%	94%
4-maj	75.5%	63%	68%	63%	80%	70%
5-maj	45%	33%	35%	38%	53%	43%
Mean	3.1	1.2	0.7	0.8	4	-
Median	2	0	0	0	4	-

Table 2: IRFL statistics on 628 idioms. The majority of the images are related to the figurative phrase, most images are Figurative. (k-maj means k-majority)

filter, 15% of the resulting images contained mostly text. To tackle this problem, we used OCR (See Appendix A.2) to remove images with more than a couple of words, as well as images with more than 30% of their space containing text.

For the remaining images, we calculated the matching score of each image with its phrase and search query using ViLT. Top- k images with a high “phrase-image” score (that passed a threshold, see Appendix A.3) were tagged as potentially literal. We chose the top k images with the highest “definition-image” score as Figurative candidates.

3.1.3 Human Annotation

We hired Amazon Mechanical Turk (AMT) workers to annotate the relation between each idiom and its candidate images using the user interface seen in Appendix A.1 (Figure 6). Five workers annotated each image in batches of five images per sample. They received a payment of \$0.15 per sample, which resulted in an average hourly wage of \$15. We created a qualification test³ to select quality annotators and provided them with an interactive training platform⁴ to understand the task and the different categories better.

We split the annotation process into batches with an average size of 60 idioms per batch. After each batch, we provided each worker with a personal profile page (Appendix A.1, Figure 7) to view their statistics and some examples where their choice was different from the majority of workers.

Full annotation results and statistics are presented in Table 2. Despite the subjective nature of the task, in 94% of the instances, there was a majority of 3 workers or more out of 5 compared to a random chance of 29%.

³<https://irfl-dataset.github.io/mturk/image/qualification>

⁴<https://irfl-dataset.github.io/mturk/image/train>

3.2 Pipeline: Metaphors and Similes

We collected 35 textual metaphors and 142 textual similes, compiled from online lists. Generating search queries from definitions (to find figurative images) is a central part of our pipeline for idioms (Section 3.1). However, idioms are fixed expressions, but metaphors and similes are much more flexible, as the number of possible comparisons between two things is vast.

For this reason, we had to adapt our pipeline. For metaphors, we asked three expert annotators to agree upon definitions. For similes, we use the simile itself and the target concept with the shared property (“fast”) as search queries to find figurative images. For literal images that serve as distractors, we use the source and target without the shared property. In some cases, the target concept images are inadequate literal distractors (an image of a car might still be considered figurative for the simile “The car is as fast as a cheetah”). To solve this problem, we include the *antonym* of the property (“A slow car”).

Annotation. As the number of images was relatively small, we had two experts from our team manually annotate images. We obtained 1107 figurative and 1816 partial literal images for similes, 333 figurative and 729 partial literal for metaphors (the other categories were less relevant for the specific data generated by our pipeline).

4 Experiments

4.1 Multimodal Figurative Language Detection Task

The **Multimodal Figurative Language Detection Task** evaluates VL-PTMs’ ability to choose the image that best visualizes the meaning of a figurative expression. Figure 2 shows an example of the task for an idiom, a metaphor, and a simile.

Our goal was to create a difficult and diverse task representing the richness of our dataset (Section 3). We constructed 810 “mixed” task instances for idioms, metaphors, and similes. Each “mixed” instance contains four candidates: one is the correct answer, partially literal distractors, and random images.

Idiom instances have 1-2 partially literal distractors. Simile instances contain two literal distractors, one of the target concept without the compared property or with its antonym visualized, and one of the source concept. Metaphor “mixed” instances

consist of between 1-3 partially literal distractors.

Zero-Shot Baselines. We evaluate several state-of-the-art vision-and-language models. We use four versions of CLIP models (Radford et al., 2021): RN50, ViT-B/32, ViT-L/14, and RN50x64/14 with 100M, 150M, 430M, and 620M parameters, respectively. We use the official implementations of ViLT (Kim et al., 2021), BLIP (Li et al., 2022), CoCa ViT-L-14 (Yu et al., 2022), and BLIP2 (Li et al., 2023b). We evaluate all models with their default hyper-parameters, except ViLT on idioms, due to its maximum sequence length of 40 tokens.

The models encode the figurative phrase and the image, producing a matching score for each pair. We choose the image with the highest score as the one best matches the expression.

We also experimented with multimodal chatbot models, including LLaVA (Liu et al., 2023), InstructBLIP (Dai et al., 2023), OpenFlamingo (Awadalla et al., 2023), and Otter (Li et al., 2023a). We found that the first two do not support our setting, as they can not handle questions about multiple images; the latter two do support the setting, but did not seem to understand the task, returning mostly nonsense answers.

Supervised Models. We train a supervised model for figurative classification of idioms. We add a binary classifier on top of pre-trained embeddings to classify whether a given image is figurative. We use CLIP (ViT-B/32) model, concatenating the textual idiom embedding to the visual image embedding, followed by a classifier that produces a matching score. A score above 0.5 is labeled “Figurative”. We use the Adam optimizer (Kingma and Ba, 2014) with a learning rate of 0.001, batch size of 12, and train for 7 epochs. We run the fine-tuned model on the multimodal figurative language detection (§4.1) task using the model’s matching score. We train the binary classifier on 4790 images, making sure the training data does not contain any of the images or idioms that appear in the task. We repeat five experiments with different random seeds for each task and take the mean score and std.

4.1.1 Human Evaluation

We asked annotators that did not work on previous IRFL tasks to solve the multimodal figurative language detection task. Each instance of the “mixed” multimodal detection task was annotated by 5 annotators, and the correct answer was chosen by the majority. We find that human performance on

Categories	Idiom		Metaphor	Simile	
	Fig.	Fig. Lit.		Cl.	Op.
Humans	97	90	99.7	100	
CLIP-ViT-L/14	17	56	25	52	40
CLIP-ViT-B/32	16	44	23	45	38
CLIP-RN50	14	37	27	47	35
CLIP-RN50x64	22	56	30	52	41
BLIP	18	57	22	66	44
BLIP2	19	53	19	57	40
CoCa ViT-L-14	17	53	18	45	33
ViLT	-	-	23	40	33
# Phrases	48	30	35	142	137
# Tasks	135	65	333	277	277

Table 3: Zero-shot models performance on the IRFL “mixed” multimodal figurative language detection task. There are two columns for idioms and similes. “Closed” and “Open” refers to the simile type. “Figurative” and “Figurative+Literal” refer to the correct image category. Numbers are the percentage of instances annotated correctly. Models fail to reach human performance across all figures of speech.

the data sampled for all figures of speech ranges between 90% – 100% (Table 3). Additionally, in 82% – 99% of the instances, there was an agreement between at least four annotators compared to a random chance of 6%. Samples from the validation process are presented in Appendix A.5.

4.1.2 Results and Model Analysis

Zero-shot results on the “mixed” multimodal figurative language detection task are presented in Table 3. The best model achieved 22%, 30%, and 66% accuracy on the idioms⁵, metaphors, and similes tasks compared to a random chance of 25%. These results suggest that **models do not understand the connection between a figurative phrase and an image as humans do**. We next conduct a fine-grained analysis to examine if models failed because they do not see any connection to the figurative images or rather because they prioritize literal connections over figurative ones.

Models prefer partially literal images over figurative ones. We analyze the models’ choices on the “mixed” multimodal figurative language detection task and found that in all models, a partially literal distractor was selected in 92% – 100% of the instances where the models failed across all figures of speech (idioms, metaphors, and similes). This shows that models prefer partially literal images

⁵Idioms were passed along with their definitions as input.

Categories	Fig.			Fig. Lit.				
Candidates	2	4	6	4				
Random	50	25	16.6	25				
CLIP-ViT-L/14	64	87	46	71	33	53	76	86
CLIP-ViT-B/32	61	84	38	67	30	53	65	82
CLIP-RN50	56	75	30	60	24	46	78	86
CLIP-RN50x64	67	79	38	67	27	51	69	85
BLIP	57	79	30	62	19	51	72	88
BLIP2	58	75	25	58	14	40	75	82
COCA ViT-L-14	62	82	39	71	32	60	68	91

Table 4: Zero-shot models performance on different configurations of the multimodal figurative language detection task, idioms with random candidates. Numbers are % instances annotated correctly. The left column of each pair shows the score for the idiom alone as input, and the right column shows the score for the idiom and definitions. Models fail to reach human performance.

over figurative ones. We find the case of idioms to be particularly interesting. Models receive a relatively long prompt (idiom+definitions), and often choose an image that is a literal interpretation of only 1-2 words from the prompt.

Models partially understand the figurative connection between idioms and images. To examine whether models can comprehend a figurative connection between an image and an idiom, we experiment with random candidates and several configurations of the multimodal figurative language detection task (Table 4). When provided with an idiom and its definitions as input, the accuracy on the Figurative category ranges between 75% – 87% with 2 candidates and 58% – 71% with 4 candidates. These results are above chance level but still below human performance on the “mixed” task.

When given the idiom alone as input, the accuracy ranges between 56% – 67% with 2 candidates and 25% – 46% with 4 candidates. These results suggest that models partially understand the figurative connection between idioms and images. We see a significant performance drop with all models when the number of candidates increases.

In the Figurative+Literal category, with only the idiom as input, models registered an accuracy of 65% – 78% with 4 candidates. This performance significantly exceeds the accuracy recorded on the Figurative category with 2 and 4 candidates. The performance increase can be explained by the fact

Categories	Metaphors		Similes			
			Closed		Open	
Candidates	2	4	2	4	2	4
CLIP-ViT-L/14	87	72	99	97	97	96
CLIP-ViT-B/32	86	73	99	97	97	95
CLIP-RN50	83	66	99	97	98	94
CLIP-RN50x64	88	76	98	96	96	94
BLIP	76	58	99	98	98	94
BLIP2	72	55	99	93	95	88
CoCa ViT-L-14	83	71	99	97	99	96
ViLT	72	53	96	91	97	89

Table 5: Zero-shot models performance on the multimodal figurative language detection task, metaphors and similes with random candidates. Numbers are % instances annotated correctly. Models’ performance on similes is competitive with humans.

that Figurative+Literal images have both a literal and figurative connection to the phrase.

Models understand metaphors but fail to reach human performance. Table 5 shows the models’ performance on metaphors with random candidates. The accuracy of all models on the Figurative category with 2 candidates is 72% – 88%, and 53% – 76% with 4 candidates. We see a significant performance drop with all models when the number of candidates increases. The results suggest that models can understand metaphors but fail to reach human performance.

Models understand similes well. Table 5 shows the models’ performance on the similes with random candidates. The accuracy of all models on the Figurative category with 2 candidates is 95% – 99%, and 88% – 98% with 4 candidates. Models’ performance is competitive with that of humans, and the models maintain their performance when increasing the number of candidates. In contrast to the multimodal figurative language detection task with random images, the “mixed” task shows a performance gap between closed and open similes due to open similes concealing the compared property, making it harder for the model to choose the figurative image. Analyzing the “mixed” task results on closed similes, we found that figurative images scored higher than source concept images in 52% – 74% of cases across all models.

Additionally, source concept images scored higher than target concept distractor images in 51% – 70% of cases. This pattern suggests a model prioritization for simile images: firstly, target concept images with the compared property, then source concept images, and finally, target con-

Categories	Fig.	Fig. Lit.
Zero-Shot Idiom	5%	36%
Supervised Idiom	46.2% \pm 3.6	41.1% \pm 3
Zero-Shot Idiom + Def.	16%	41%
Supervised Idiom + Def	58% \pm 4.2	49% \pm 2.6

Table 6: The performance of Supervised and Zero-shot models, both when provided with only idioms and when provided with idioms along with their definitions. During training, the supervised model received the same input configuration as it was tested on. Compared to zero-shot results, the supervised results are about 3.6 – 9 \times better in the figurative category, while figurative-literal results improved by 13 – 20%.

cept images lacking the compared property.

Fine-tuning improves figurative understanding and reduces literal preference. The supervised model results are presented in Table 6. Previously we did not display the models’ performance on the “mixed” task when taking the idiom alone as input due to their poor performance (5% – 7% accuracy). However, when training on idioms alone, the supervised model scored a mean accuracy of 46.2%, 9 \times the zero-shot score of 5%. This large performance increase might suggest that VL-PTMs representation of an idiom encodes its definitions.

Training and testing with the idiom and its definitions as input resulted in a mean accuracy of 58% compared to 16% in the Zero-shot configuration. After analyzing the supervised model results, we found that its literal preference has improved significantly. In 41% \pm 4.3 of the instances where the model failed, a partially literal distractor was selected compared to 96% in the zero-shot configuration. Along with this improvement in literal preference, Figurative+Literal category accuracy raised from 41% in zero-shot to 49%. These results show that models can improve their preference for partially literal images and recognize idiomatic figurative connections better via training. Moreover, the results suggest that the data is a useful training signal for our task.

We have discovered that VL-PTMs tend to prefer partially literal images. In the next section, we design a task to tackle this issue.

4.2 Multimodal Figurative Language Retrieval Task

The **Multimodal Figurative Retrieval Task** examines VL-PTMs’ preference for figurative images. Given a set of figurative and partially literal



Figure 4: Example of multimodal figurative language retrieval task for the idiom “ruffle someone’s feathers” (to unease, cause discomfort to someone). The task is to rank the figurative images above the partial literal ones, based on the images’ matching score with the idiom.

images, the task is to rank the images using the model-matching score such that the figurative images are ranked higher, and calculate the precision at k , where k is the number of figurative images in the input.

Figure 4 shows an example of the task for the idiom “ruffle someone’s feathers”. We wish to have images of people causing discomfort ranked higher than pictures of birds and feathers. This task provides an opportunity for a deeper probe into how the model comprehends figurative language in terms of its preferences.

In this task, we use the same baselines and training methods mentioned in the previous task. We train the supervised model on 3802 images, making sure the training data does not contain any of the images or idioms that appear in the task.

4.2.1 Results and Model Analysis

Zero-shot results are presented in Table 7. We evaluate all figurative phrases that have both Figurative and Partial Literal images. Models’ scores on the preference task are low (<61%). We expect models with proper figurative preference to achieve better results. Models’ success in the Figurative+Literal category can be attributed to the literal connections of the Figurative+Literal images.

The supervised model achieved a score of 68 \pm 3.8 in the Figurative category, almost double the zero-shot score of CLIP-ViT-B/32 (36). Additionally, the score in the Figurative+Literal category was improved by 10 \pm 2.25 points. These results align well with the observation that the multimodal figurative language detection task supervised model, which was trained using the same method on a different training set, also showed

Categories	Idioms		Metaphors	Similes	
	Fig. Lit.	Fig.		Cl.	Op.
CLIP-ViT-L/14	57	37	26	44	34
CLIP-ViT-B/32	54	36	22	38	30
CLIP-RN50	54	37	25	38	31
CLIP-RN50x64	61	39	29	43	32
BLIP	58	39	24	54	33
BLIP2	57	39	22	42	29
CoCa ViT-L-14	56	36	20	39	24
ViLT	-	-	25	34	28
# Phrases	94	149	35	142	137

Table 7: Models performance on the multimodal figurative language retrieval task, the scoring metric is mean precision at k , where k is the number of figurative images. There are two columns for idioms and similes. "Closed" and "Open" refers to the simile type. "Figurative" and "Figurative+Literal" refer to the correct image category. The results are low, we expect better results from models with proper figurative preferences.

substantially moderate literal preference. Table 8 shows the fine-tuned model results.

Categories	Fig.	Fig. Lit.
Zero-Shot	36	54
Supervised	68 ± 3.8	64 ± 2.25

Table 8: Supervised models performance. The scoring metric is mean precision at k , where k is the number of figurative images. of five experiments. Compared to zero-shot results, the supervised results increased by about 88% and 16% in the figurative and figurative+literal categories.

4.3 Generative Models Analysis

In our work so far, we focused on finding existing images matching a figurative expression. We now explore the question of whether generative models can *generate* figurative images. We sampled 15 idioms from the IRFL dataset and experimented with the idioms and their definitions as input to Dall-E (Ramesh et al., 2021) and Stable Diffusion (Rombach et al., 2022). We annotated 345 generated images and found that generative models failed to generate figurative images for given idioms, generating literal images instead. When provided with the definitions as input, the models had some more success in creating figurative images. Statistics on the generated images can be seen in Table 9. We also included the percentage of images from each category found by our pipeline.

Categories	Dall-E		Stable Diffusion		IRFL	
Figurative	0	42.5	0	11	4	46
Figurative+Literal	0	10	5	1	20	6
Literal	31	0	17	0	35	0
Partial Literal	48	2	42	2.5	23	1.5
None	19	44	27	85	4	43
Number	48	120	59	118	69	126

Table 9: The table is double-columned, the first column describes the percentage of images generated by idioms, and the second column describes the percentage of images generated by the idioms' definitions. The results show that our pipeline extracted more Figurative, Figurative+Literal, and Literal images and fewer None images than the generative models.

The results show that our pipeline extracted more Figurative, Figurative+Literal, and Literal images and fewer None images than the generative models managed to generate.

5 Related Work

Idioms. Several papers have examined pre-trained LMs' ability to represent idioms. Shwartz and Dagan (2019) found that LMs' representation of idiomatic expressions was of lower quality than that of literal ones. Chakrabarty et al. (2022) introduced a narrative understanding benchmark focused on interpreting figurative language and found that pre-trained LMs struggle to perform well in zero-shot and few-shot settings. To the best of our knowledge, Vision and Language Pre-trained models (VL-PTMs) understanding of idioms has not been investigated until this work.

Metaphors and Similes. Recently there have been several works exploring the ability of VL-PTMs to understand similes and metaphors, and several datasets have been introduced (Zhang et al., 2021; Liu et al., 2022; Chakrabarty et al., 2023; Hwang and Shwartz, 2023). These datasets often focus on different types of images (memes, politics, advertising), sometimes containing synthetic images (Akula et al., 2022). In contrast, we use natural images from a search engine. In addition, our tasks introduce the new aspect of retrieval.

Commonsense. Commonsense is a topic of increasing interest. Particularly relevant lines of work deal with abstractions, associations, and analogies (Mitchell, 2021; Ji et al., 2022; Bitton et al., 2022), all required for understanding figurative language. For example, understanding "as stubborn as a mule"

requires the commonsense (false) association between mules and stubbornness.

6 Conclusions and Future Work

In this work we introduced IRFL, a dataset of Figurative and Literal images for idioms, metaphors, and similes. We developed two novel tasks as a benchmark for multimodal figurative language understanding. Our experiments demonstrate that the tasks are easy for humans and challenging for state-of-the-art vision and language models. We publish our dataset, benchmark, and code.

In the future, we hope to extend this work to other modalities and different forms of figurative speech. In addition, there are interesting cross-cultural connections between figurative expressions. For example, the English expression “cost an arm and a leg” (meaning expensive) has a corresponding expression in French: “Coûter les yeux de la tête” (literally, cost the eyes of the head). Adapting our ideas to languages other than English, taking advantage of such connections, is another promising direction.

We believe that multimodal figurative language is an essential aspect of human communication that is under-explored in AI; we hope that this work will encourage the development of multimodal models that can better understand figurative language.

More broadly, metaphorical reasoning is strongly tied to problem-solving and creativity; we believe that models that can see analogies between situations that share very little on the surface could find many potential applications.

7 Limitations

Our dataset focuses on English idioms. As translation of figurative expressions is a particularly delicate task, it is not straightforward to expand our dataset to other languages, and further research is needed to explore the effectiveness of our pipeline to other languages. In addition, our method heavily relies on sources of figurative expressions, their definitions, and the image search engine.

Acknowledgements

We want to thank Nir Sweed for his valuable feedback. We would also like to thank Nissim Barzilai for his contribution to the collection of figurative and literal images for metaphors and similes. This work was supported by the European Research

Council (ERC) under the European Union’s Horizon 2020 research and innovation program (grant no. 852686, SIAM, Shahaf).

In memory of the more than one thousand victims of the horrific massacre carried out by Hamas terrorists on October 7th, 2023.

References

- Arjun R. Akula, Brendan Driscoll, Pradyumna Narayana, Soravit Changpinyo, Zhiwei Jia, Suyash Damle, Garima Pruthi, Sugato Basu, Leonidas Guibas, William T. Freeman, Yuanzhen Li, and Varun Jampani. 2022. [Metaclue: Towards comprehensive visual metaphors research](#).
- Anas Awadalla, Irena Gao, Josh Gardner, Jack Hessel, Yusuf Hanafy, Wanrong Zhu, Kalyani Marathe, Yonatan Bitton, Samir Gadre, Shiori Sagawa, Jena Jitsev, Simon Kornblith, Pang Wei Koh, Gabriel Ilharco, Mitchell Wortsman, and Ludwig Schmidt. 2023. [Openflamingo: An open-source framework for training large autoregressive vision-language models](#).
- Yonatan Bitton, Nitzan Bitton Guetta, Ron Yosef, Yuval Elovici, Mohit Bansal, Gabriel Stanovsky, and Roy Schwartz. 2022. [Winogavil: Gamified association benchmark to challenge vision-and-language models](#). *ArXiv*, abs/2207.12576.
- Tuhin Chakrabarty, Yejin Choi, and Vered Shwartz. 2022. [It’s not Rocket Science: Interpreting Figurative Language in Narratives](#). *Transactions of the Association for Computational Linguistics*, 10:589–606.
- Tuhin Chakrabarty, Arkadiy Saakyan, Olivia Winn, Artemis Panagopoulou, Yue Yang, Marianna Apidianaki, and Smaranda Muresan. 2023. [I spy a metaphor: Large language models and diffusion models co-create visual metaphors](#).
- Ju Chun Cheng and Arbee L. P. Chen. 2022. [Multi-modal time-aware attention networks for depression detection](#). *Journal of Intelligent Information Systems*.
- Wenliang Dai, Junnan Li, Dongxu Li, Anthony Meng Huat Tiong, Junqi Zhao, Weisheng Wang, Boyang Li, Pascale Fung, and Steven Hoi. 2023. [Instructblip: Towards general-purpose vision-language models with instruction tuning](#).
- Abhishek Das, Japsimar Singh Wahi, and Siyao Li. 2020. [Detecting hate speech in multi-modal memes](#). *CoRR*, abs/2012.14891.
- Susan R Fussell and Mallie M Moss. 1998. Figurative language in emotional communication. *Social and cognitive approaches to interpersonal communication*, pages 113–141.
- Hessel Haagsma, Johan Bos, and Malvina Nissim. 2020. [MAGPIE: A large corpus of potentially idiomatic](#)

- expressions. In *Proceedings of the Twelfth Language Resources and Evaluation Conference*, pages 279–287, Marseille, France. European Language Resources Association.
- Robert R. Hoffman and Susan Kemper. 1987. What could reaction-time studies be telling us about metaphor comprehension? *Metaphor and Symbol*, 2:149–186.
- Dieuwke Hupkes, Mario Giulianelli, Verna Dankers, Mikel Artetxe, Yanai Elazar, Tiago Pimentel, Christos Christodoulopoulos, Karim Lasri, Naomi Saphra, Arabella Sinclair, Dennis Ulmer, Florian Schottmann, Khuyagbaatar Batsuren, Kaiser Sun, Koustuv Sinha, Leila Khalatbari, Maria Ryskina, Rita Frieske, Ryan Cotterell, and Zhijing Jin. 2023. [State-of-the-art generalisation research in nlp: A taxonomy and review](#).
- EunJeong Hwang and Vered Shwartz. 2023. [Memecap: A dataset for captioning and interpreting memes](#).
- Anya Ji, Noriyuki Kojima, Noah Rush, Alane Suhr, Wai Keen Vong, Robert D. Hawkins, and Yoav Artzi. 2022. Abstract visual reasoning with tangram shapes. In *Proceedings of the Conference on Empirical Methods in Natural Language Processing*. Association for Computational Linguistics.
- Wonjae Kim, Bokyung Son, and Ildoo Kim. 2021. [Vilt: Vision-and-language transformer without convolution or region supervision](#). In *Proceedings of the 38th International Conference on Machine Learning, ICML 2021, 18-24 July 2021, Virtual Event*, volume 139 of *Proceedings of Machine Learning Research*, pages 5583–5594. PMLR.
- Diederik P. Kingma and Jimmy Ba. 2014. [Adam: A method for stochastic optimization](#).
- George Lakoff and Mark Johnson. 1980. [Conceptual metaphor in everyday language](#). *The Journal of Philosophy*, 77(8):453–486.
- Bo Li, Yuanhan Zhang, Liangyu Chen, Jinghao Wang, Jingkang Yang, and Ziwei Liu. 2023a. [Otter: A multimodal model with in-context instruction tuning](#).
- Junnan Li, Dongxu Li, Silvio Savarese, and Steven Hoi. 2023b. [Blip-2: Bootstrapping language-image pre-training with frozen image encoders and large language models](#).
- Junnan Li, Dongxu Li, Caiming Xiong, and Steven Hoi. 2022. Blip: Bootstrapping language-image pre-training for unified vision-language understanding and generation. In *International Conference on Machine Learning*, pages 12888–12900. PMLR.
- Chen Liu, Gregor Geigle, Robin Krebs, and Iryna Gurevych. 2022. [FigMemes: A dataset for figurative language identification in politically-opinionated memes](#). In *Proceedings of the 2022 Conference on Empirical Methods in Natural Language Processing*, pages 7069–7086, Abu Dhabi, United Arab Emirates. Association for Computational Linguistics.
- Haotian Liu, Chunyuan Li, Qingyang Wu, and Yong Jae Lee. 2023. [Visual instruction tuning](#).
- Melanie Mitchell. 2021. [Abstraction and analogy-making in artificial intelligence](#). *CoRR*, abs/2102.10717.
- Anthony M. Paul. 1970. [Figurative language](#). *Philosophy and Rhetoric*, 3(4):225–248.
- G. Philip. 2011. *Colouring Meaning: Collocation and connotation in figurative language*. Studies in Corpus Linguistics. John Benjamins Publishing Company.
- Alec Radford, Jong Wook Kim, Chris Hallacy, Aditya Ramesh, Gabriel Goh, Sandhini Agarwal, Girish Sastry, Amanda Askell, Pamela Mishkin, Jack Clark, et al. 2021. Learning transferable visual models from natural language supervision. In *International conference on machine learning*, pages 8748–8763. PMLR.
- Aditya Ramesh, Mikhail Pavlov, Gabriel Goh, Scott Gray, Chelsea Voss, Alec Radford, Mark Chen, and Ilya Sutskever. 2021. Zero-shot text-to-image generation. In *International Conference on Machine Learning*, pages 8821–8831. PMLR.
- Antonio Reyes, Paolo Rosso, and Davide Buscaldi. 2012. [From humor recognition to irony detection: The figurative language of social media](#). *Data and Knowledge Engineering*, 74:1–12. Applications of Natural Language to Information Systems.
- Richard M. Roberts and Roger J. Kreuz. 1994. [Why do people use figurative language?](#) *Psychological Science*, 5(3):159–163.
- Robin Rombach, Andreas Blattmann, Dominik Lorenz, Patrick Esser, and Björn Ommer. 2022. High-resolution image synthesis with latent diffusion models. In *Proceedings of the IEEE/CVF Conference on Computer Vision and Pattern Recognition*, pages 10684–10695.
- Rossano Schifanella, Paloma de Juan, Joel R. Tetreault, and Liangliang Cao. 2016. [Detecting sarcasm in multimodal social platforms](#). *CoRR*, abs/1608.02289.
- Dafna Shahaf, Eric Horvitz, and Robert Mankoff. 2015. [Inside jokes: Identifying humorous cartoon captions](#). In *Proceedings of the 21th ACM SIGKDD International Conference on Knowledge Discovery and Data Mining, KDD '15*, page 1065–1074, New York, NY, USA. Association for Computing Machinery.
- Vered Shwartz and Ido Dagan. 2019. [Still a Pain in the Neck: Evaluating Text Representations on Lexical Composition](#). *Transactions of the Association for Computational Linguistics*, 7:403–419.
- Mohammad Soleymani, David Garcia, Brendan Jou, Björn Schuller, Shih-Fu Chang, and Maja Pantic. 2017. [A survey of multimodal sentiment analysis](#). *Image and Vision Computing*, 65:3–14. Multimodal Sentiment Analysis and Mining in the Wild Image and Vision Computing.

Shweta Yadav, Jainish Chauhan, Joy Prakash Sain, Krishnaprasad Thirunarayan, Amit Sheth, and Jeremiah Schumm. 2020. [Identifying depressive symptoms from tweets: Figurative language enabled multitask learning framework](#). In *Proceedings of the 28th International Conference on Computational Linguistics*, pages 696–709, Barcelona, Spain (Online). International Committee on Computational Linguistics.

Barry Menglong Yao, Aditya Shah, Lichao Sun, Jin-Hee Cho, and Lifu Huang. 2022. [End-to-end multimodal fact-checking and explanation generation: A challenging dataset and models](#).

Jiahui Yu, Zirui Wang, Vijay Vasudevan, Legg Yeung, Mojtaba Seyedhosseini, and Yonghui Wu. 2022. [Coca: Contrastive captioners are image-text foundation models](#).

Dongyu Zhang, Minghao Zhang, Heting Zhang, Liang Yang, and Hongfei Lin. 2021. [MultiMET: A multimodal dataset for metaphor understanding](#). In *Proceedings of the 59th Annual Meeting of the Association for Computational Linguistics and the 11th International Joint Conference on Natural Language Processing (Volume 1: Long Papers)*, pages 3214–3225, Online. Association for Computational Linguistics.

A Appendix

A.1 Annotation UI

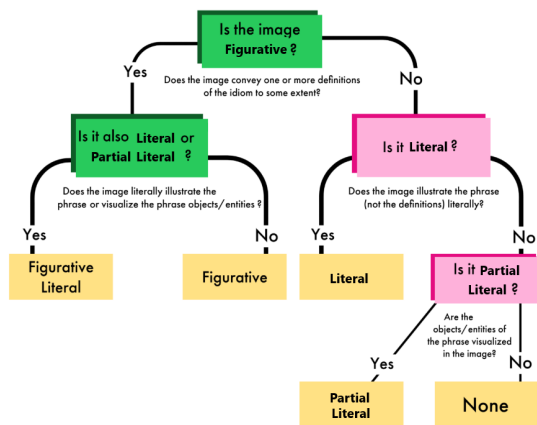


Figure 5: The scheme tree that was provided to annotators to illustrate the correct thinking process.

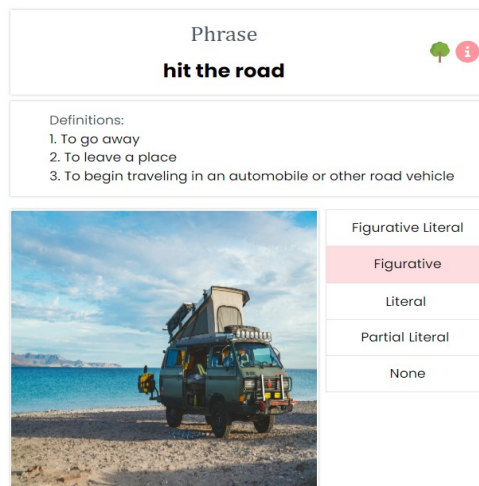


Figure 6: The UI used to annotate the automatic pipeline candidate images. Annotators need to choose the category that best describes the relationship between the idiom and the image.

A.2 Documents Filter

In an effort to minimize the number of images dominated by text, we filtered out images containing more than a few words, which accounted for 15% of the total. Despite this, certain images like documents, books, and contracts managed to bypass our OCR-based filters, representing 2% of the total images. To address this issue, we developed a filter using the ViLT model (Kim et al., 2021). This filter calculates an image’s matching score with the prompts "a document", "a page of a book", or "a contract" and removes it if the total score surpasses a set "document" threshold. To find this threshold, we conducted a grid search on 20 sampled images at each point in the distribution of $-30, -25, -20, -15, -10, -5, 0, 5, 10, 15, 20, 25, 30$ categorizing each as a "document" or "non-document". The $(20, 15)$ range showed the best results, so we conducted a more dense grid search within this range and found the best threshold to be 18.77 with a TPR of 100% and an FPR of 1%.

A.3 Literal Threshold

We conducted two grid searches on images that passed the OCR filters and had a "phrase-image" score higher than the "search-query" score to find a literal threshold. We sampled 20 images from each point in the distribution of $-10, -8, -6, -4, -2, 0, 2, 4, 6, 8, 10$, and annotated them as "literal" or "non-literal". This distribution aligns with the normal distribution of the images that stand the two criteria mentioned

Dear worker, this is your personal profile page. Below you will find your statistics and some uncommon annotation scenarios.

Statistics

Number of Figurative Literal annotated 6
 Number of Figurative annotated 33
 Number of Literal annotated 7
 Number of Partial Literal annotated 12
 Number of None annotated 47

Agreement

Agreement is the percentage of images you annotated "correctly" (by majority of 3 annotators or more)

Total Agreement 79.0%
 Figurative Literal Agreement 54.5%
 Figurative Agreement 83.9%
 Literal Agreement 100.0%
 Partial Literal Agreement 81.8%
 None Agreement 88.9%

Spacial annotation cases


Phrase

pump iron

🟢 🟡 🟠

Definitions:

- To lift weights
- To engage in weight or strength training



Four annotators chose **Figurative Literal**

You chose **Partial Literal**

Figure 7: An example of the profile page includes the worker’s statistics and some handily picked examples where his choice was distant from a majority of four workers.

Mturk Leaderboard 🏆

Worker	Figurative Literal	Figurative	Literal	Partial Literal	None	Images
WORKER_ID	84.11	90.26	97.40	88.37	88.37	716
WORKER_ID	83.48	84.07	86.59	97.92	96.35	781
WORKER_ID	97.39	87.17	84.15	77.08	95.99	781
WORKER_ID	78.79	92.22	82.35	83.33	79.80	265
WORKER_ID	75.00	79.29	68.25	82.50	92.03	681

Figure 8: An example of the profile page includes the worker’s statistics and some handily picked examples where his choice was distant from a majority of four workers.

above (Figure 9). We found the $(-2, 2)$ range to result in the best thresholds, so we conducted a more dense grid search in this range. We sampled

30 images from each point in the distribution of $-5, -4, -2, -1, 0, 1, 2, 4, 5$, and annotated them as "literal" or "non-literal". We chose the threshold of 1.150353 with a TPR of 86% and FPR of 18%.

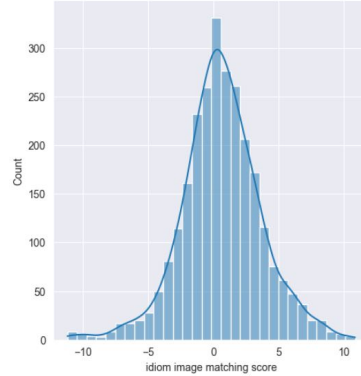


Figure 9: The distribution of the images that passed the OCR filters and had a "phrase-image" score higher than the "search-query" score.

We observed that when the "phrase-image" score is high, we can say that the image is literal with a high probability. However, the reverse is not true, there can be multiple "literal" images with a very low literal score (Figure 10).

A.4 GenBench Evaluation Card

Motivation					
<i>Practical</i>	<i>Cognitive</i>	<i>Intrinsic</i>	<i>Fairness</i>		
			<input type="checkbox"/>		
Generalisation type					
<i>Compositional</i>	<i>Structural</i>	<i>Cross Task</i>	<i>Cross Language</i>	<i>Cross Domain</i>	<i>Robustness</i>
					<input type="checkbox"/>
Shift type					
<i>Covariate</i>	<i>Label</i>	<i>Full</i>	<i>Assumed</i>		
			<input type="checkbox"/>		
Shift source					
<i>Naturally occurring</i>	<i>Partitioned natural</i>	<i>Generated shift</i>	<i>Fully generated</i>		
		<input type="checkbox"/>			
Shift locus					
<i>Train-test</i>	<i>Finetune train-test</i>	<i>Pretrain-train</i>	<i>Pretrain-test</i>		
		<input type="checkbox"/>			

Table 10: The GenBench evaluation card (Hupkes et al., 2023) for the IRFL Multimodal Figurative Language Detection Task and the Multimodal Figurative Language Retrieval Task.




Figure 10: Literal images of the idiom "Foam at the mouth" and the idiom "Take the bull by the horns". Both images have a "phrase-image" score of -9 .

A.5 Understanding Task Samples

shrinking violet

1. A very shy or timid person, who avoids contact with others if possible

press the panic button

1. To start to panic

save someone's skin

1. To save someone's life
2. To prevent an undesirable occurrence


get the boot

1. To be dismissed from employment
2. To be voted out, evicted, or otherwise made to leave


heart of gold



jungle city




a night owl



The juice is as sweet as sugar



the car is a rocket



The dog is as busy as a bee



The frog is as red as a tomato



The milk is as fresh as a daisy

